

1 Annex B – EUT pictures

1.1 List of Pictures

Picture 1: EUT front side.....2

Picture 2: EUT back side2

Picture 3: EUT top side.....3

Picture 4: EUT bottom side.....3

Picture 5: EUT antenna connectors.....4

Picture 5: EUT antenna4


Picture 5: Adapter RS232.....5



EMV **TESTHAUS** GmbH
Gustav-Hertz-Straße 35
94315 Straubing
Germany
Revision: 1.0

Arnold & Richter Cine Technik GmbH & Co Betriebs
KG.
RF module 2.4 GHz
EMIP3


140719-AU02+W02
Annex B



Picture 1: EUT front side




Picture 2: EUT back side




Picture 3: EUT top side




Picture 4: EUT bottom side



Picture 5: EUT antenna connectors



Picture 6: EUT antenna



Picture 7: Adapter RS232