



# Test Setup Photographs


## Photograph of Radiated Emissions Test Setup




EUT with internal Chip Antenna



EUT with internal Chip Antenna




EUT with internal Chip Antenna



EUT with External Antenna





The EUT was taped to a foam stand in order to change the axis of rotation.

#### Photograph of Conducted Emissions Test Setup

