

## **EXHIBIT D - TEST SETUP PHOTOGRAPHS**


---

Powered by adapter 1:

**Conducted Emission Front View**



**Conducted Emission Side View**




**Radiated Emission View (30 MHz-1000 MHz)**




**Powered by adapter 2:**

**Conducted Emission Front View**



**Conducted Emission Side View**



**Radiated Emission View (30 MHz-1000 MHz)**



### Radiated Emission View (Above 1 GHz)

