

BT300A User Guide

English

Korean

GPEL™
SMART-SIMPLE-STYLE

GPEL

User Guide

BT300A Bluetooth Remote Controller
for Selfie

사용자 매뉴얼

BT300A 블루투스 셀피 컨트롤러



Pebble!

BT300A User Guide Ver 1.0



Pebble!

BT300A 사용자 매뉴얼 Ver 1.0

BT300A User Guide

English

Device Info

Interface : Bluetooth, Micro USB

Packaging Contents : Bluetooth Remote Controller, Micro USB
User Guide

Dimension (WxHxD) : 2 X 3.9 X 1 inch (51.7 x 101 x 26 mm)

Weight : 1.3oz (36g)

Frequency : 2.4 GHz

Working Temperature : -20°C~50 °C

Charging: DC 3.7V

Battery: DC 5V, 500mA

The date of manufacture : 2015. 06

Manufacturer/The country of manufacture : GreenPower Electronics Co.,Ltd/
Korea

Warning

1. Do not dissemble – the inner circuit conductors may be damaged severely.
2. Do not place the remote controller on items and cards with magnetic chips (ID cards, bank cards, etc).
3. Warn children the potential dangers of the remote controller. Keep charger away from small children.
4. Do not throw the remote controller into water or into fire.
5. Overloaded and overheating may lead to fire.
6. Do not use the remote controller on overheated devices.
7. Do not put near places with burning fire.
8. Please keep at least 20cm of distance between implantable medical devices such as pacemakers and cochlear to avoid potential interference.
9. This wireless device can't be used for human life safety due to be able to creates electric wave interference.

Important Note :

Power adaptor is not included in the package.
If needed, please purchase separately.

Korean

Device Info

Interface : Bluetooth, Micro USB

Packaging Contents : Bluetooth Remote Controller, Micro USB
User Guide

Dimension (WxHxD) : 2 X 3.9 X 1 inch (51.7 x 101 x 26 mm)

Weight : 1.3oz (36g)

주파수 : 2.4 GHz

동작온도 : -20°C~50 °C

전원 : DC ' ' "+V

: DC 5 V, 500mA

제조연월 : 2015. 06

제조사/제조국가 : 그린파워전자(주)/ Korea

사용상의 주의사항

1. 재조립하지 마십시오 – 내부 회로 단자가 심각한 손상을 입을 수 있습니다.
2. 해당 제품을 자성을 가진 제품이나 카드 근처에 놓지 마십시오.
(체크 카드, 신용 카드 등)
3. 유아 혹은 자녀에게 해당 제품의 잠재적 위험성에 대해 경고하시고 가까이 하지 못하게 하십시오.
4. 해당 제품을 물 혹은 불을 향하여 던지지 마십시오.
5. 과도한 중량 혹은 과도한 열로 인하여 화재가 발생할 수 있습니다.
6. 해당 제품을 과열된 제품들에 가까이 하지 마십시오.
7. 화재가 발생한 곳 근처에서 사용하지 마십시오.
8. 잠재적인 위험성을 피하기 위해 심박조율기나 보청기와 같은 의학적 기기에서 최소한 20cm 이상 떨어져 사용하십시오.
9. 해당 무선설비는 전파혼신 가능성이 있으므로 인명 안전과 관련된 서비스는 할 수 없습니다.

기타

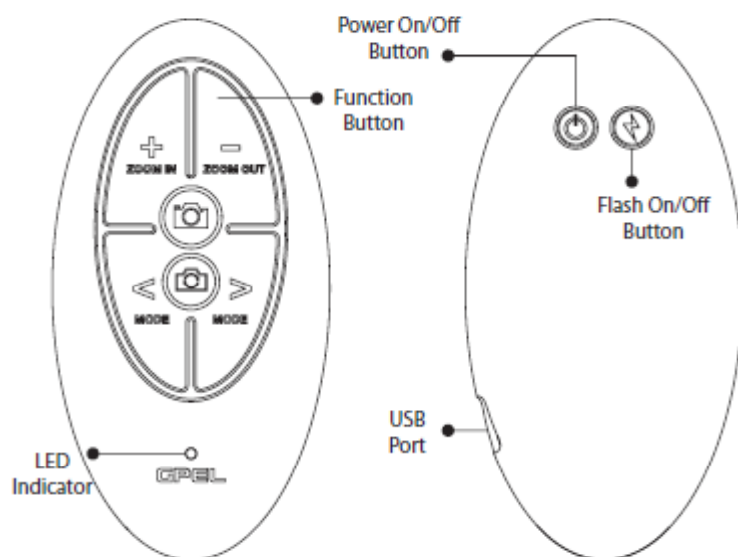
어댑터는 함께 제공되지 않습니다.
필요시 따로 구매하십시오.

BT300A User Guide

English

Korean

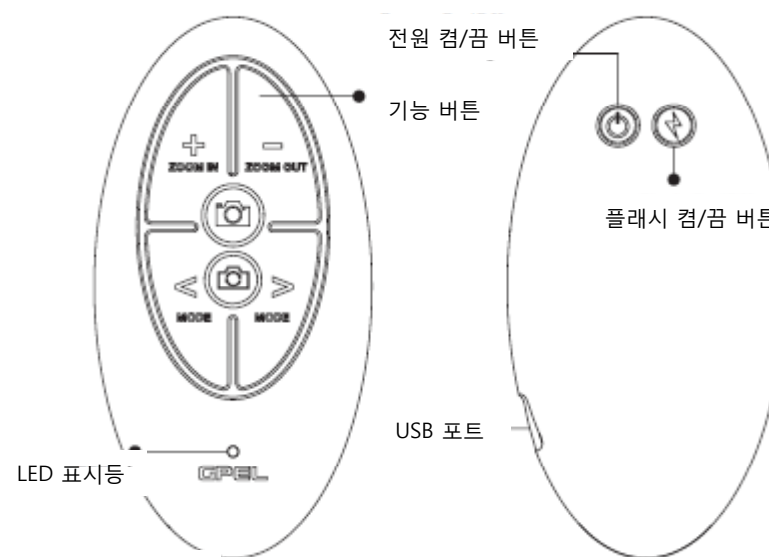
BP300A Overview



Key Functions

	Shutter	Take a Picture
	Camera Change	Front / Rear Camera
	Zoom in/out	Zoom in/out
	Mode Change	Normal / Video / 1:1
	Power on/off	Press the button in 3 seconds
	Flash on/off	Press the button in 3 seconds

BT300A 개요



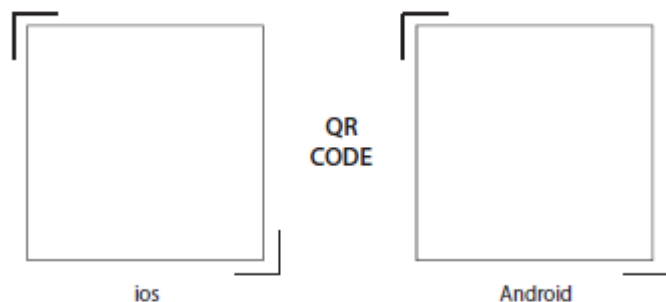
주요 기능

	셔터 버튼	셔터 기능
	카메라 변환 버튼	전면/후면 카메라 변환
	줌 인/아웃 버튼	줌 인/아웃 기능
	모드 변환 버튼	일반/비디오/1:1 모드 변환
	전원 켜/끔 버튼	3초간 누르면 전원 켜/끔
	플래쉬 켜/끔 버튼	3초간 누르면 플래쉬 켜/끔

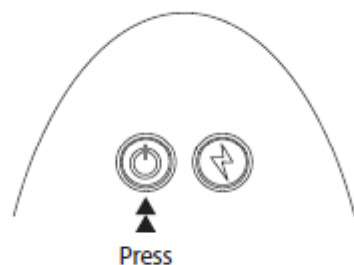
BT300A User Guide

English

How to Connect with your Phone 1



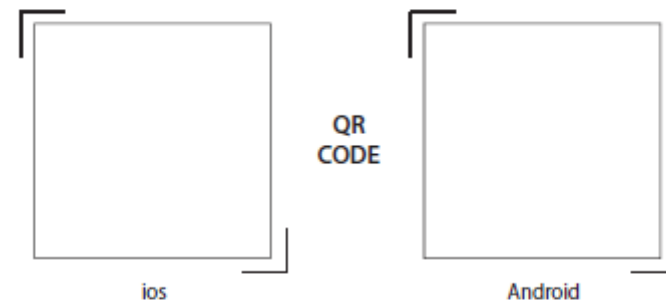
Before connecting, Please download the 'GPEL' application
in Appstore or Play market



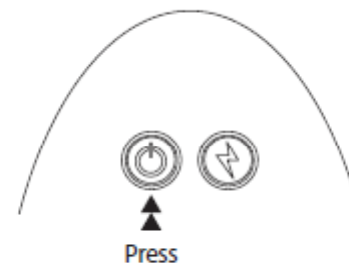
Press the ON/OFF button in just 3seconds to turn on your Pebble

Korean

기기 연결 방법 1



연결을 시작하기 전에, 'GPEL' 어플리케이션을 앱스토어나 구글
플레이 마켓에서 다운로드 받으십시오.



전원 버튼을 3초간 눌러 페블을 활성화 시키십시오.

BT300A User Guide

English

How to Connect with your phone 2

Now you can select this device on your setting option in your mobile



Find out 'GPEL_Pebble' and select it
After select the device, turn on 'GPEL' application



At the setting on upper-right side select the device once more



CONNECTED ACCESSORIES
GPEL_Pebble

Now you can enjoy your selfie life!!!

Korean

기기 연결 방법 2

이제 당신의 핸드폰 '설정' 메뉴에서 '페블'을 선택하실 수 있습니다.



'GPEL_Pebble' 장치를 찾아 선택하십시오.
장치를 선택하신 후에, 'GPEL' 어플리케이션을 실행시키십시오.



GPEL 어플리케이션 화면 우측 상단의 '설정' 에서
장치를 한번 더 설정하십시오.



CONNECTED ACCESSORIES
GPEL_Pebble

이제 당신은 더 자유로운 셀피를 즐기실 수 있습니다!!!

GP300A User Guide

English

Korean

Product warranty

- This GP300A is guaranteed for a year from the date of purchase.
- After purchasing GP300A, please fill out the product warranty form below, and please keep the receipt as a proof of purchase.

Product warranty	
Product Name	BT Remote Controller for selfie
Model Name	GP300A
The date of purchase	
The place of purchase	
Manufacturer's Serial Number	

FCC ID Y4H BT300A

CE 2200 MSIP-CRM-Gpe-BT300A

제품 보증

- 제품보증기간은 구입일로 부터 1년입니다.
- 구입 후, 아래의 보증서를 작성해주시고, 구입일 확인을 위하여 구매 영수증을 함께 보관하여 주십시오.

제품보증서

제품명	BT Remote Controller for selfie
모델명	GP300A
구입일	
구입처	
제조번호	

가 : ()
() : () / (BT300A)
: 2015. 06
/ 가 : () /

A/S

<http://www.gp-el.com>

가 1 128 STX - V 811

Tel: 02 - 865 - 5140, Fax: 02 - 867 - 5140

BT300A User Guide

English

Korean



Korea
www.gpel.com
www.gpelstore.co.kr

USA
www.gpelstore.com



Korea
www.gpel.com
www.gpelstore.co.kr

USA
www.gpelstore.com

FCC (Federal Communications Commission)

This equipment has been tested and found to comply with the limits for a Class B digital device, pursuant to Part 15 of the FCC Rules. These limits are designed to provide reasonable protection against harmful interference in a residential installation.

This equipment generates uses and can radiate radio frequency energy and, if not installed and used in accordance with the instructions, may cause harmful interference to radio communications.

However, there is no guarantee that interference will not occur in a particular installation. If this equipment does cause harmful interference to radio or television reception, which can be determined by turning the equipment off and on, the user is encouraged to try to correct the interference by one or more of the following measures:

- Reorient or relocate the receiving antenna.
- Increase the separation between the equipment and receiver.
- Connect the equipment into an outlet on a circuit different from that to which the receiver is connected.
- Consult the dealer or an experienced radio/TV technical for help.

WARNING: *This equipment may generate or use radio frequency energy. Changes or modifications to this equipment may cause harmful interference unless the modifications are expressly approved in the instruction manual. The user could lose the authority to operate this equipment if an unauthorized change or modification is made.*

This device complies with Part 15 of the FCC's Rules. Operation is subject to the following two Conditions:

1. This device may not cause harmful interference, and
2. This device must accept ant interference received, including interference that may cause undesirable operation.

Hereby, Green Power Electronics Co.,Ltd. declares that this BT300A is in compliance with the essential requirements and other relevant provisions of directive 1999/5/EC.