


 **MONSTER[®]**

POWERCONTROL[™]

Basic PowerControl™ Components

Monster Control App



Free mobile app downloaded to your mobile device.

Monster Control Gateway



The Gateway connects your PowerControl outlets to your mobile app via the Internet.

300MC*



Monster PowerControl 300MC. This is a 3-plug device. All 3 plugs protect whatever is plugged in from common power surges and spikes. All three of these plugs are monitored for energy usage, and one of them can be on/off controlled by the free mobile app.

100MC*

Monster PowerControl 100MC. This is a single plug device. Anything plugged into this device is protected from common power surges and spikes and can be monitored and on/off controlled from our free mobile app.

100M*

Monster PowerControl 100M. This is a single plug device that protects whatever is plugged in from common power surges and spikes. You can also monitor your energy use from our free mobile app.

* Different PowerControl Devices provide different features. Choose the device that's right for your needs.

- Protection from common power surges and spikes **(All)**
- Monitoring power usage from the free mobile app **(All)**
- Controlling on and off function from free mobile app **(300MC and 100MC)**

SAFETY PRECAUTIONS

IMPORTANT SAFETY INFORMATION

Please read and observe the following safety points at all times.

WARNING—Power Sources

Do not plug this PowerControl™ into a power outlet that differs from the source indicated for safe use on the PowerControl. If you don't know the type of electrical power that is supplied to your home, consult your local power company or a qualified electrician.

WARNING—Grounding and Polarization

- A. Do not force your PowerControl plug into an outlet that is not designed to accept a three-wire grounded-type AC plug (a three-prong plug). This plug is designed to be inserted into a grounded-type outlet only. If this plug doesn't fit directly inside your outlet, do not attempt to force it into the outlet. Never attempt to dismantle the plug in any way (or to alter the power cord). Do not attempt to defeat the grounding feature by using a 3-to-2 prong adapter. If you have questions about grounding, consult your local power company or a qualified electrician.
- B. If you use rooftop devices such as satellite dishes, antennas, or any other component with wire that connects to your PowerControl, be sure the wire(s) is properly grounded. This protects against voltage surges and static charges.
- C. Do not place any antenna near overhead power lines or any other power circuit. Do not touch any power line or power circuit. Doing so may cause severe physical injury or possibly death.

WARNING—Liquid: Avoiding Electrical Shocks

- A. Do not operate your Monster PowerControl if liquid of any kind is spilled onto or inside the unit.
- B. Do not operate your Monster PowerControl near rain or water that's spilled or contained (e.g., bathtub, or kitchen sink).

WARNING—Power Cord Safety

- A. When routing your PowerControl's AC power cord, do not place it near heavy foot traffic areas (e.g., hallways, doorways, and floors). Do not create a trip hazard with the power cord.
- B. If your power cord's protective jacket begins to rip or fray, exposing the internal wiring, shielding, etc., disconnect it from the AC power source and discontinue use of the Monster PowerControl immediately. See the Warranty Information section of this owner's manual for important details.

WARNING—No User Serviceable Parts Inside

If, for any reason, your PowerControl is not operating properly, do not remove any part of the unit (cover, etc.) for repair. Unplug the unit and consult the Warranty Information section of this owner's manual for important details.

⚠ CAUTION—Exposure to Heat

Do not expose your PowerControl to direct sunlight or place it near wall heaters, space heaters, or any enclosed space prone to temperature increase.

⚠ CAUTION—Proper Cleaning

In general, the only cleaning necessary for your Monster PowerControl is a light dusting. Unplug your component from the wall outlet before cleaning it. Do not use any type of liquid or aerosol cleaners.

FCC NOTICE

FCC ID: Y4B-AIC-EGW

(for PowerControl™ Gateway)

FCC ID: Y4B-MST-RFM

(for PowerControl 100M / 100MC / 300MC)

This equipment has been tested and found to comply with the limits for a Class B digital device, pursuant to part 15 of the FCC Rules. These limits are designed to provide reasonable protection against harmful interference in a residential installation. This equipment generates, uses and can radiate radio frequency energy and, if not installed and used in accordance with the instructions, may cause harmful interference to radio communications. However, there is no guarantee that interference will not occur in a particular installation. If this equipment does cause harmful interference to radio or television reception, which can be determined by turning the equipment off and on, the user is encouraged to try to correct the interference by one or more of the following measures:

- Reorient or relocate the receiving antenna
- Increase the separation between the equipment and receiver
- Connect the equipment into an outlet on a circuit different from that to which the receiver is connected
- Consult the dealer or an experienced radio/TV technician for help

FCC Warning

Changes or modifications not expressly approved by Monster Cable Products, Inc. could void the user's authority to operate the equipment.

FCC Radiation Exposure Statement

To comply with FCC RF exposure compliance requirements, the antenna used for this transmitter must be installed to provide a separation distance of at least 20 cm from all persons and must not be co-located or operating in conjunction with any other antenna or transmitter.

FCC Modular Approval Statement

This equipment is sold only to OEM integrators and must be installed by the OEM or OEM integrators under the following conditions:

1. The antennas used for this transmitter must be installed to provide a separation distance of at least 20 cm from all persons and
2. The transmitter must not be co-located with any other antenna or transmitter.

FCC Label

This device complies with part 15 of the FCC Rules. Operation is subject to the following two conditions: (1) This device may not cause harmful interference, and (2) this device must accept any interference received, including interference that may cause undesired operation.

INDUSTRY CANADA

IC: 10122A-FALEGW

(for PowerControl™ Gateway)

IC: 10122A-MSTRFM

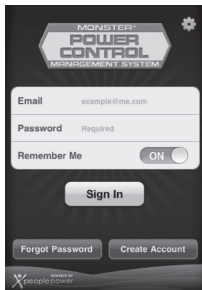
(for PowerControl 100M / 100MC / 300MC)

This device complies with Industry Canada licence-exempt RSS standard(s). Operation is subject to the following two conditions:

(1) this device may not cause interference, and (2) this device must accept any interference, including interference that may cause undesired operation of the device.

Under Industry Canada regulations, this radio transmitter may only operate using an antenna of a type and maximum (or lesser) gain approved for the transmitter by Industry Canada. To reduce potential radio interference to other users, the antenna type and its gain should be so chosen that the equivalent isotropically radiated power (e.i.r.p.) is not more than that necessary for successful communication.

Setting Up Your Account



Download the Monster Power Control app for your device. There is an app for both iPhone and iPad devices as well as for the Android OS.

Once you have downloaded the app, enter the information required to set up your account:

- Name
- Email
- Password
- Country
- State
- Zip

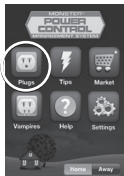
Setting Up Your Internet Connection



Connect the supplied power adapter to the Monster Power Control Gateway. Plug the other end into a grounded AC power outlet.

Connect the Gateway to your router with an Ethernet Cable. Then raise the antenna. The green "Internet" light will come on indicating that the Gateway is connected to the Internet.

Adding PowerCenter Devices To Your Account



From the mobile app home page:
Select **Plugs**.



Select **Edit**.



Select **New**.



Select **Scan QR Code**.

Using phone or tablet QR scanner, scan QR code on the back of your PowerCenter Device. It will automatically be added to your account. If you do not have a QR Scanner, manually enter the serial number on the back of the module.

Programming/Using Your Power Modules

To Name a Plug



From the Home Screen:
Select **Plugs**.



Select the plug you
would like to name.



Select **Name**.
Enter Name.
Select **Save**.

To Program On/Off Times

From the Home Screen:

Select **Plugs**.

Select the plug you'd like to program.



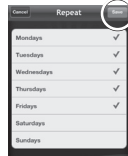
Select **Program**.



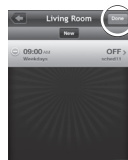
Select **New**.



Select On and Off times
Select **Repeat** to set
frequency.



Set Frequency.
Select **Save**.



Name Schedule (optional).
Select **Save**.
Select **Done**.

To Turn an Outlet On or Off

From the Home Screen:

Select **Plugs**.

Select the plug you'd like to control.



Use the on/off slider
to control the device
in real time.



LIMITED WARRANTY FOR CONSUMERS

Monster, LLC, 7251 Lake Mead Blvd West, Las Vegas, NV 89128, USA **[PLEASE NOTE THAT MONSTER DOES NOT ACCEPT PRODUCTS SHIPPED TO THIS ADDRESS – FOLLOW INSTRUCTIONS IN “HOW TO MAKE A CLAIM” BELOW]** (“Monster”) extends to You this Limited Warranty. Statutory or common law may provide You with additional rights or remedies, which shall not be affected by this Limited Warranty.

DEFINITIONS

“Adequate Use” means use of the Product and Connected Equipment (i) within a home or dwelling, (ii) for private (as opposed to commercial) purposes, (iii) in conformance with all applicable local, state or federal law, code or regulations (including without limitation building and/or electrical codes), (iv) in accordance with manufacturer recommendations and/or instructions in the materials and documentation that accompany the Product and any Connected Equipment, (v) with proper electrical grounding, (vi) with proper and direct connection between the Product and an AC power source that has protective grounding (excluding gas or diesel powered generators), (vii) with cable or telephone lines to any Connected Equipment properly connected to the Product, and (viii) without a connection in a “daisy-chain” fashion to or with any extension cord, surge suppressor, power strip, uninterruptible power supply (“UPS”) or other equipment.

“Authorized Dealer” means any distributor, reseller or retailer that (i) was duly authorized to do business in the jurisdiction where it sold the Product to You, (ii) was permitted to sell You the Product under the laws of the jurisdiction where You bought the Product, and (iii) sold You the Product new and in its original packaging.

“Connected Equipment” means any device that is (i) generally suited to be used with the Product or products of the same kind, (ii) meets the requirements of all applicable laws and safety standards, (iii) contains only parts manufactured, sold or recommended by the original manufacturer of the Connected Equipment, and (iv) has not been altered, tampered with or modified by any person other than its manufacturer or service personnel authorized or recommended by the manufacturer of the Connected Equipment.

“Connected Equipment Damage” means physical damage to Connected Equipment caused by a Product Defect by a transient AC power, cable, telephone, or lightning surge while connected to a properly installed Product. Connected Equipment Damage (i) may not be caused by a defect or unrelated damaging of the Connected Equipment or a surge/spike or lightning strike through a source, medium or connection other than through the Product, and (ii) does not extend to loss of data, or consequential, indirect or special damages resulting from the Connected Equipment Damage.

“Fair Market Value” (“FMV”) means the fair market value of the Connected Equipment at the time Connected Equipment Damage occurs.

“Formal Warranty Claim” means a claim made in accordance with the section “Formal Warranty Claims” herein.

“Maximum Coverage Amount” means the maximum amount that Monster will pay to You under this Limited Warranty for Connected Equipment Damages and is defined in relation to each Product in the Specifications Table below.

“Product” means a Product (i) that is listed in the Specifications Table below, (ii) that You bought from an Authorized Dealer new and in its original packaging, and (iii) whose serial number, if any, has not been removed, altered, or defaced.

“Product Defect” means a defect, malfunction, non-conformance to this Limited Warranty or other inadequacy of the Product that existed at the time when You received the Product from an Authorized Dealer and that causes a failure of the Product to perform in accordance with Monster’s documentation accompanying the Product, unless such failure has been caused completely or partly by (a) any use other than Adequate Use, (b) transportation, neglect, misuse or abuse by anyone other than Monster’s employees; (c) alteration, tampering or modification of the product by anyone other than a Monster employee; (d) accident (other than a malfunction that would otherwise qualify as a Product Defect); (e) maintenance or service of the Product by anyone other than a Monster employee; (f) exposure of the Product to heat, bright light, sun, liquids, sand or other contaminants; or (g) acts outside the control of Monster, including without limitation acts of God, fire, storms (excluding lightning surges), earthquake or flood.

“Warranty Period” means the time period during which Monster must have received Your Formal Warranty Claim. The different Warranty Periods related to Product Defects and Connected Equipment Damage are defined in the Specifications Table below. The Warranty Period commences on the date when You purchased or received (whichever occurs later) the Product from an Authorized Dealer as evidenced by the Authorized Dealer's invoice, sales receipt or packing slip. If You do not have written proof of the date of purchase or receipt, then the Warranty Period commences three (3) months after the date when the Product left Monster's factory as evidenced by Monster's records. The Warranty Period ends after the time defined in the Specifications Table has expired, or after You have transferred ownership of the Product, whichever occurs earlier. Also, You must call Monster and obtain a Return Authorization Number (as described under “How to Make a Claim”) within two (2) months after You discover a Product Defect (or should have discovered it, if such Product Defect was obvious).

“You” means the first individual person that purchased the Product in its original packaging from an Authorized Dealer. This Limited Warranty does not apply to persons or entities that bought the Product (i) in used or unpackaged form, (ii) for resale, lease or other commercial use, or (iii) from someone other than an Authorized Dealer.

SCOPE OF THIS LIMITED WARRANTY

PRODUCTS. If a Product contained a Product Defect when You bought it from an Authorized Dealer and Monster receives a Formal Warranty Claim from You within two (2) months after You discover

such Product Defect (or should have discovered it, if such Product Defect was obvious) and before the end of the Warranty Period for Product Defects applicable to the affected Product, then Monster will provide You with one of the following remedies: Monster will (1) repair or, at Monster's sole discretion, replace the Product, or (2) refund to You the purchase price You paid to the Authorized Dealer for the affected Product if repair or replacement is not commercially practicable or cannot be timely made.

CONNECTED EQUIPMENT DAMAGE. Monster will also provide You with a remedy regarding Connected Equipment Damage if (i) You have a claim under the Limited Warranty for Products because of a Product Defect that causes Connected Equipment Damage despite Adequate Use, and (ii) Monster receives a Formal Warranty Claim from You before the end of the Warranty Period for Connected Equipment Damage applicable to the affected Product. If the conditions listed in the preceding sentence are met, Monster will provide You with one of the following remedies provided that Monster may decide at its sole discretion which of the three remedies it provides: Monster will (1) replace the damaged Connected Equipment; (2) pay to repair the damaged Connected Equipment; or (3) pay You the FMV of the Connected Equipment, provided that such payments shall not exceed (i) the Maximum Coverage Amount for the Product, or (ii) the actual damage having arisen from power surges due to a Product Defect. **NOTE: COMPENSATION FOR RESTORATION OF DATA LOSS IS NOT COVERED AND MONSTER DOES NOT ASSUME ANY LIABILITY FOR ANY INCIDENTAL, CONSEQUENTIAL OR INDIRECT DAMAGES UNDER THIS LIMITED WARRANTY. SOME**

STATES DO NOT ALLOW THE EXCLUSION OR LIMITATION OF INCIDENTAL OR CONSEQUENTIAL DAMAGES, SO THE ABOVE LIMITATION OR EXCLUSION MAY NOT APPLY TO YOU.

GENERAL PROVISIONS

CHOICE OF LAW/JURISDICTION. The laws of the State of California, USA, govern this warranty. It gives You specific legal rights, and You may also have other rights that vary from state to state and country to country. This warranty does not affect any additional rights You have under laws in your jurisdiction governing the sale of consumer goods, including, without limitation, national laws implementing EC Directive 44/99/EC.

OTHER RIGHTS. THIS LIMITED WARRANTY GIVES YOU SPECIFIC LEGAL RIGHTS, AND YOU MAY ALSO HAVE OTHER RIGHTS, WHICH VARY FROM STATE TO STATE AND COUNTRY TO COUNTRY. THIS WARRANTY EXTENDS ONLY TO YOU AND CANNOT BE TRANSFERRED OR ASSIGNED. If any provision of this Limited Warranty is unlawful, void or unenforceable, that provision shall be deemed severable and shall not affect any remaining provisions. In case of any inconsistency between the English and other versions of this Limited Warranty, the English version shall prevail.

REGISTRATION. Please register Your Product at www.monsterpower.com. Failure to register will not diminish Your warranty rights.

SPECIFICATIONS TABLES

| Product Model No. | Maximum Coverage Amount | Warranty Period for Product | Warranty Period for Connected Equipment Damage |
|-------------------------------|-------------------------|-----------------------------|--|
| MPC 100M | \$50,000.00 US | 5 Years | 5 Years |
| MPC 100MC | \$50,000.00 US | 5 Years | 5 Years |
| MPC 300MC | \$75,000.00 US | 5 Years | 5 Years |
| Monster Power Control Gateway | N/A | 5 Years | N/A |

FORMAL WARRANTY CLAIM

HOW TO MAKE A CLAIM. In the event damage has occurred to Products or Connected Equipment, You must follow these instructions: (1) Call Monster within two (2) months after You discover a Product Defect (or should have discovered it, if such Product Defect was obvious); (2) Give a detailed explanation of how the damage occurred; (3) Obtain a Return Authorization Number; (4) Upon receipt of a claim form (which may be sent to You after You filed Your Formal Warranty Claim), fill out the claim form entirely; (5) Return the Products, shipping prepaid by You (to be refunded if You are entitled to a remedy under the Scope of this Limited Warranty), to Monster for verification of damage, along with

a copy of **Your original sales receipts and proof of purchase** (UPC label or packing slip) for such Products, the completed claim form, and printed Return Authorization Number on the outside of the return package (the claim form will include instructions for return).

TELEPHONE NUMBERS. If You bought the Product in the United States, Latin America (Mexico 011-882-800-8989), or Asia Pacific (China 400-820-8973), contact Monster, LLC (455 Valley Drive, Brisbane, CA 94005) at 1 877 800-8989. If You bought the Product anywhere else, contact Monster Technology International Ltd., Ballymaley Business Park, Ennis, Co. Clare, Ireland. You can write or use one of the following telephone numbers: Canada 866-348-4171, Ireland 353 65 68 69 354, Austria 0800296482,

Belgium 0800-79201, Czech Republic 800-142471, Denmark 8088-2128, Finland 800-112768, France 0800-918201, Germany 0800-1819388, Greece 00800-353-12008, Italy 800-871-479, Netherlands 0800-0228919, Norway 800-10906, Russia 810-800-20051353, Spain 900-982-909, Sweden 020-792650, Switzerland 0800834659, United Kingdom 0800-0569520.

FURTHER PROCEEDINGS. Monster will determine whether a Product Defect existed and the damage to the Connected Equipment was caused by the Product. You must allow Monster access to the premises and site where the damage occurred and all equipment and property related thereto for Monster inspection by its employees or authorized representatives. Monster may, at its discretion, direct You to obtain a repair estimate at a service center or, to send the Connected Equipment to Monster for repair. If a repair estimate is required, You will be instructed on how to properly submit the estimate and the resulting invoice to Monster for payment. Any fees for repairs may be negotiated by Monster.

TIMING. If You bring a Formal Warranty Claim and fully comply with all terms and conditions of this Limited Warranty, Monster will use its best efforts to provide You with a remedy within thirty (30) days after receipt of Your Formal Warranty Claim (if You reside in the United States - forty-five (45) days if You reside elsewhere), unless obstacles outside Monster's control delay the process.

©2003–2012 Monster, LLC



We invite you to visit the Monsters at: **MonsterPower.com**

© 2012 Monster, LLC

7251 West Lake Mead Blvd., Las Vegas, NV 89128, USA

Monster Technology International Ltd.

Ballymaley Business Park, Gort Road, Ennis, Co. Clare, Ireland

Designed by Monster in the U.S. and manufactured
for Monster to its quality specifications. Made in China.

rm 855729