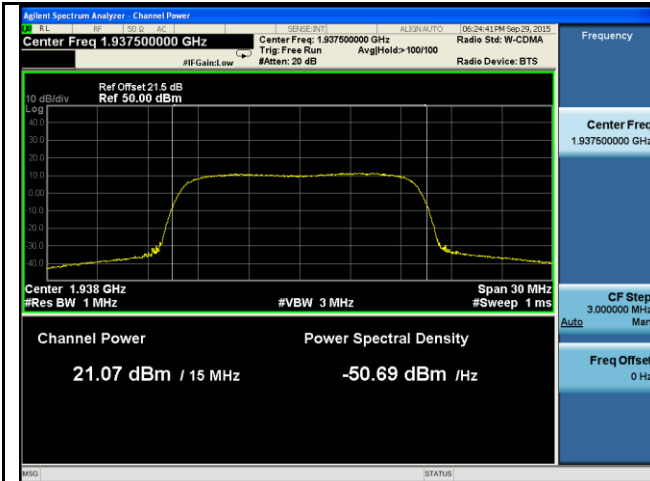
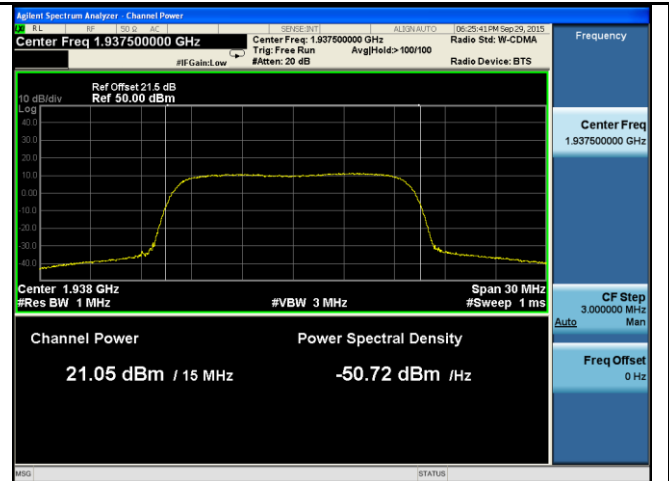


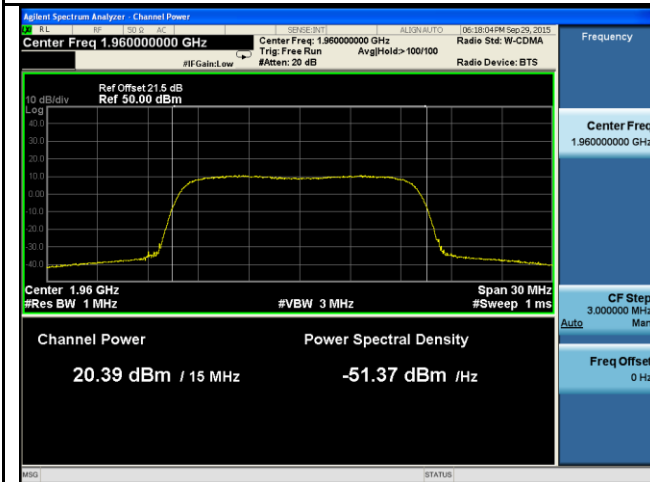
**Test Plots for Band 2-64QAM-15MHz**



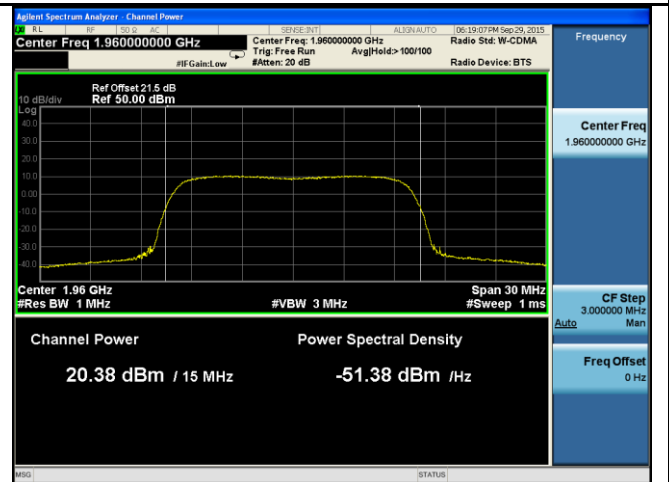
**PWR- Band2-64QAM-15M BW-Low CH-Port1**



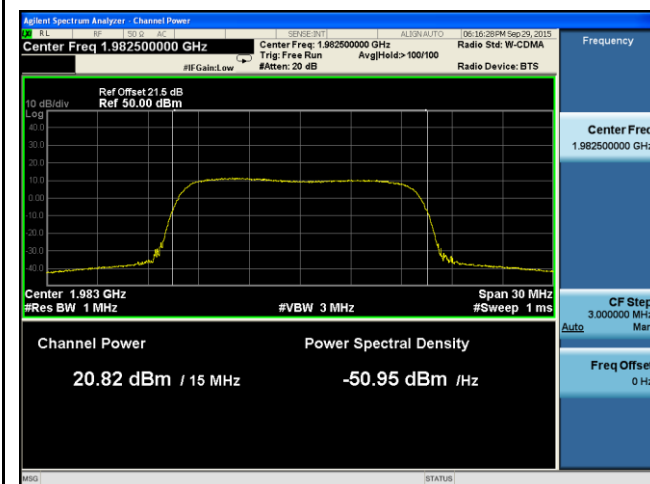
**PWR- Band2-64QAM-15M BW-Low CH-Port2**



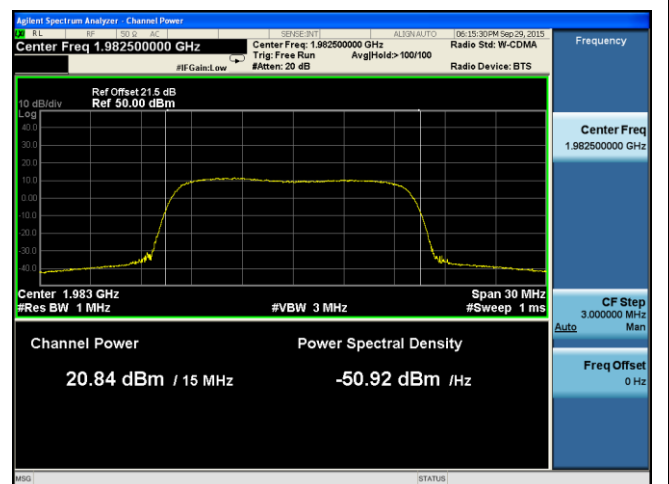
**PWR- Band2-64QAM-15M BW-Mid CH-Port1**



**PWR- Band2-64QAM-15M BW-Mid CH-Port2**

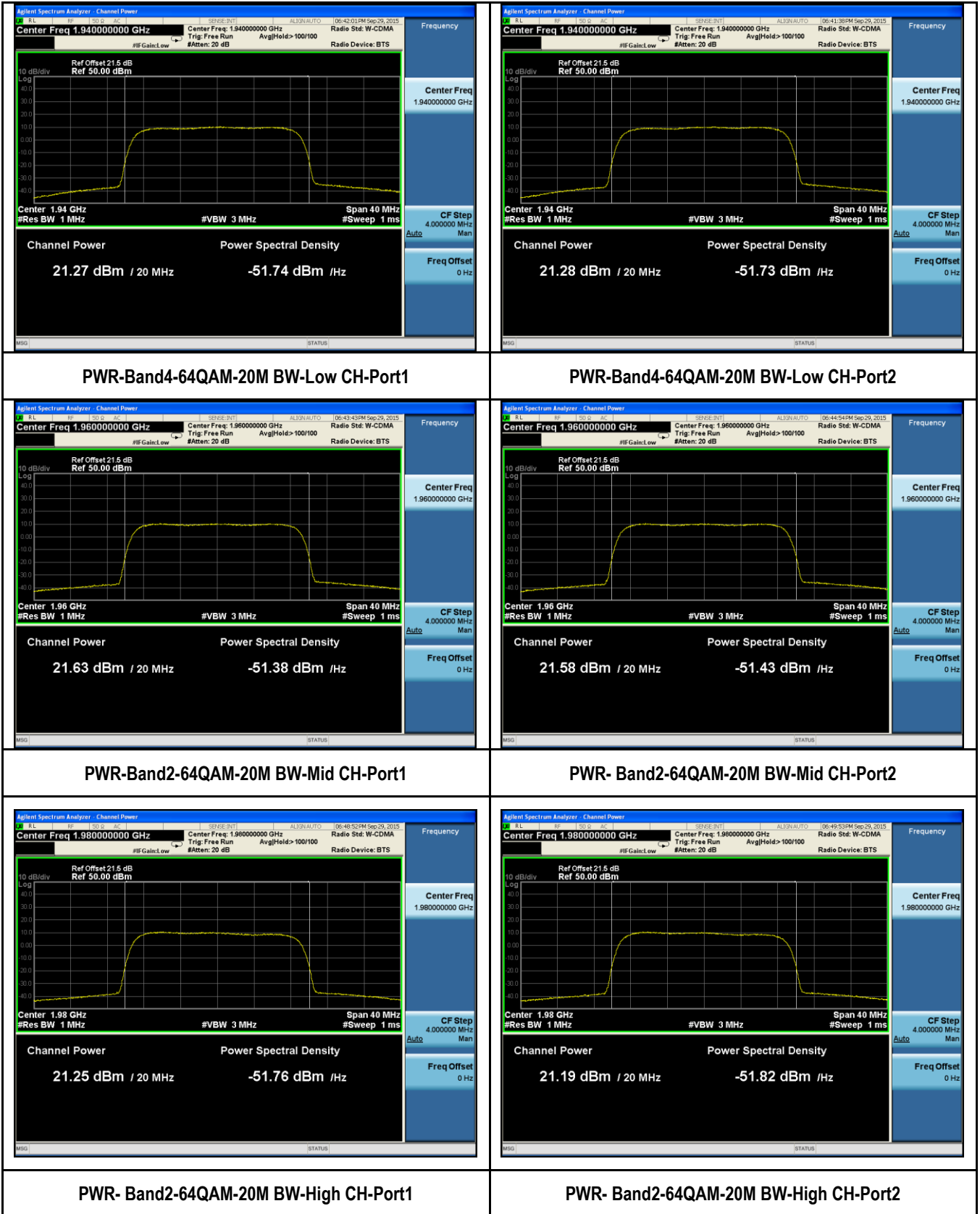


**PWR- Band2-64QAM-15M BW-High CH-Port1**




**PWR- Band2-64QAM-15M BW-High CH-Port2**

**Test Plots for Band 2-64QAM-20MHz**



## 10.2 Peak-Average Ratio

### Requirement(s):

Spec	Item	Requirement	Applicable
47CFR27.50	(b)	The peak-to-average power ratio (PAPR) of the transmitter output power must not exceed 13 dB. The PAPR measurements should be made using either an instrument with complementary cumulative distribution function (CCDF) capabilities to determine that PAPR will not exceed 13 dB for more than 0.1 percent of the time or other Commission approved procedure. The measurement must be performed using a signal corresponding to the highest PAPR expected during periods of continuous transmission.	☒
Test Setup	 <p style="text-align: center;">Spectrum Analyzer      EUT</p>		
Test Procedure	<ul style="list-style-type: none"> <li>- EUT was set for low, mid, high channel with modulated mode and highest RF output power.</li> <li>- The spectrum analyzer was connected to the antenna terminal.</li> </ul>		
Test Date	03/10/2014 03/03/2015 – 04/13/2015 09/24/2015 – 09/30/2015	Environmental condition	Temperature 23°C Relative Humidity 48% Atmospheric Pressure 1008mbar
Remark	NONE		
Result	☒ Pass      ☐ Fail		

Test Data    ☒ Yes                                    ☐ N/A

Test Plot    ☒ Yes (See below)                            ☐ N/A

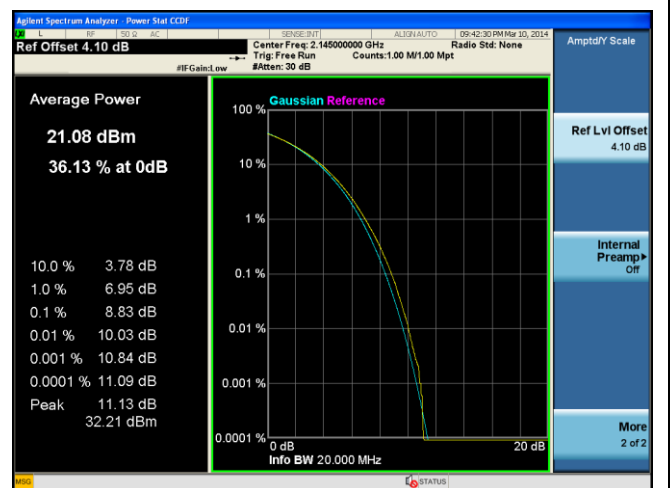
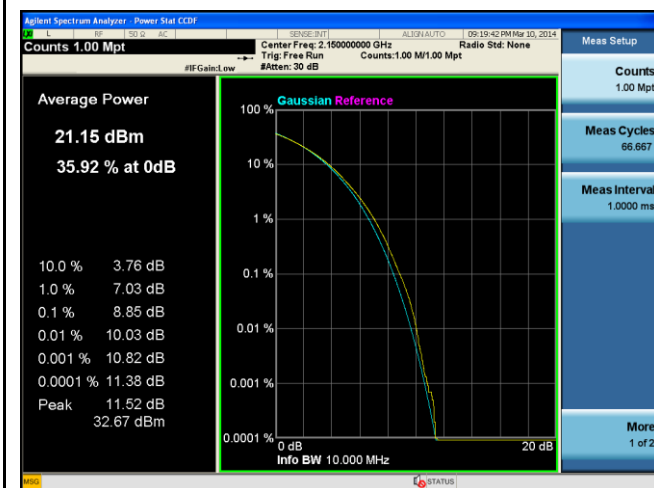
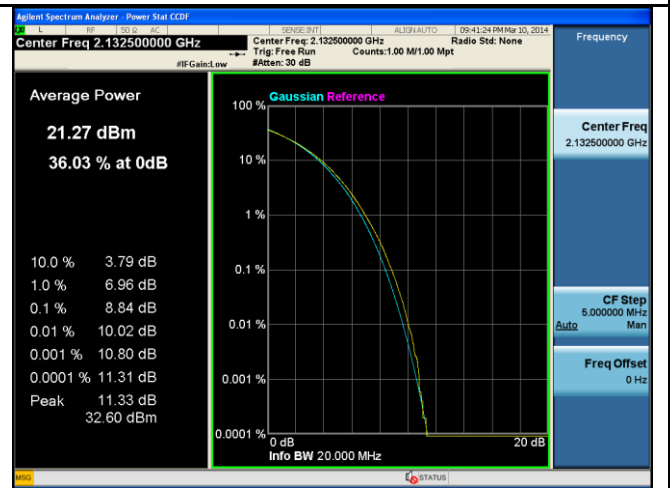
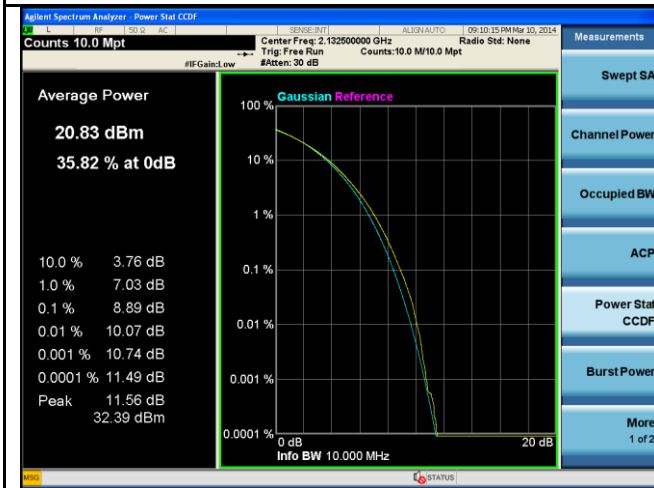
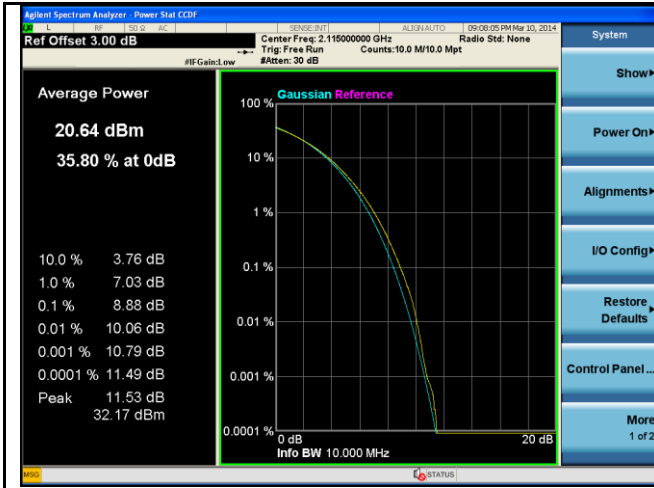
Test Data for LTE band 4

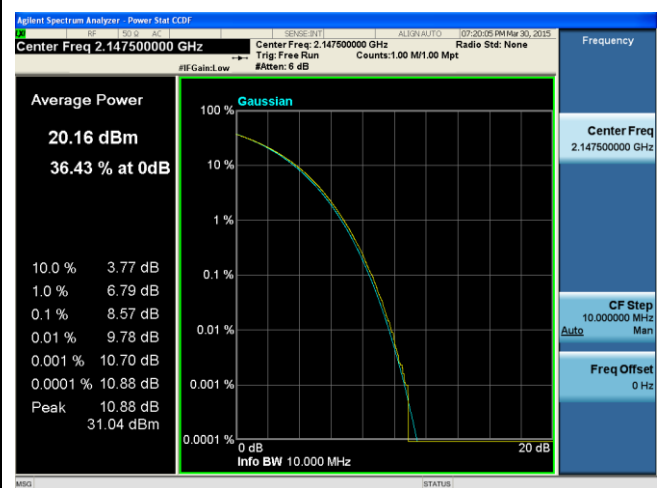
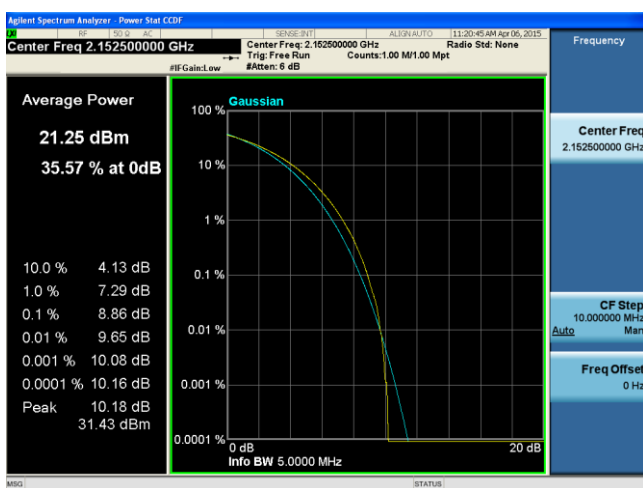
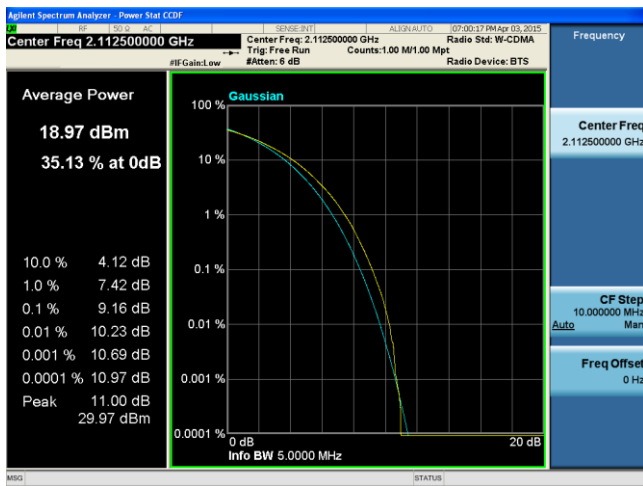
Type	Channel	Frequency (MHz)	Peak-Average Ratio (dB)	Peak-Average Ratio (dB)
5MHz BW, QPSK	Low	2112.5	9.16	13
	Mid	2132.5	9.06	13
	High	2152.5	8.86	13
5MHz BW, 64QAM	Low	2112.5	9.19	13
	Mid	2132.5	9.02	13
	High	2152.5	8.87	13
10MHz BW, QPSK	Low	2115	8.88	13
	Mid	2132	8.89	13
	High	2150	8.85	13
10MHz BW, 64QAM	Low	2115	8.77	13
	Mid	2132	8.76	13
	High	2150	8.76	13
15MHz BW, QPSK	Low	2117.5	8.73	13
	Mid	2132.5	8.53	13
	High	2147.5	8.57	13
15MHz BW, 64QAM	Low	2117.5	8.67	13
	Mid	2132.5	8.50	13
	High	2147.5	8.51	13
20MHz BW, QPSK	Low	2120	8.84	13
	Mid	2132	8.84	13
	High	2145	8.83	13
20MHz BW, 64QAM	Low	2120	9.36	13
	Mid	2132	9.33	13
	High	2145	9.36	13

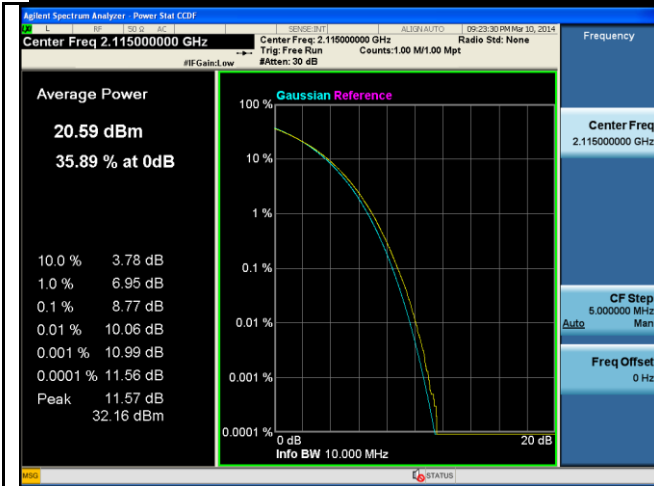
Test Data for LTE band 2 (QPSK is the worst case)

Type	Channel	Frequency (MHz)	Peak-Average Ratio (dB)	Peak-Average Ratio (dB)
5MHz BW, QPSK	Low	1932.5	9.69	13
	Mid	1960.0	9.69	13
	High	1987.5	9.54	13
10MHz BW, QPSK	Low	1935.0	9.85	13
	Mid	1960.0	9.75	13
	High	1985.0	10.02	13
15MHz BW, QPSK	Low	1937.5	9.78	13
	Mid	1960.0	9.81	13
	High	1982.5	9.76	13
20MHz BW, QPSK	Low	1940.0	9.90	13
	Mid	1960.0	9.82	13
	High	1980.0	9.82	13

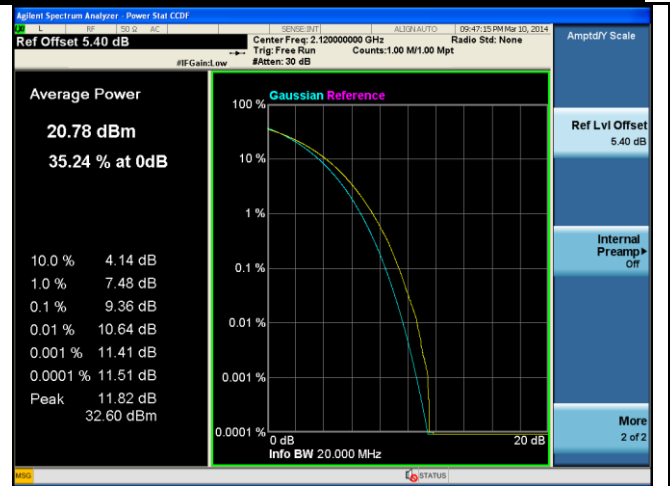
**Test Plots for Band 4:**



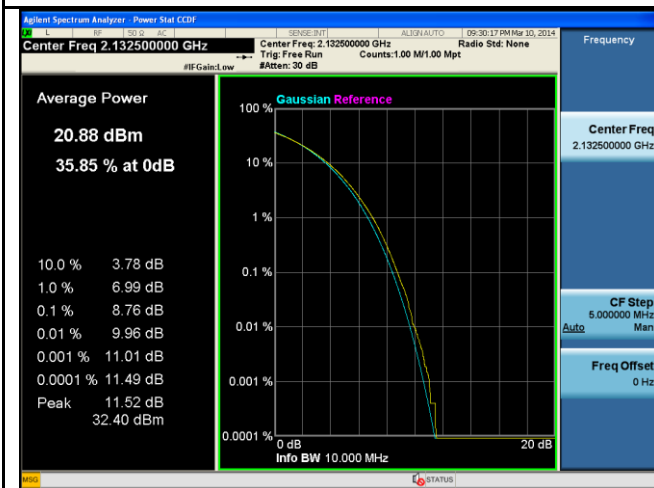




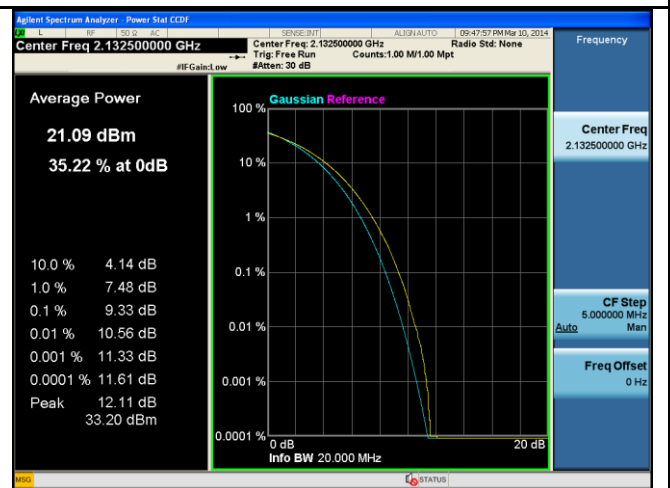
**PK-AV-Ratio-Band4-64QAM-10M BW-Low**



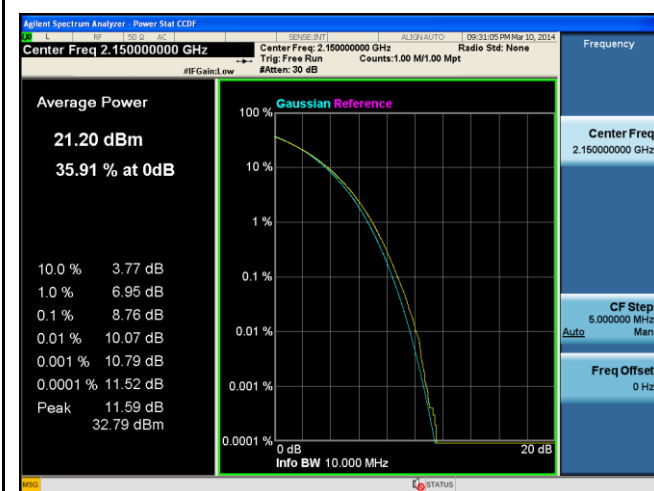
**PK-AV-Ratio-Band4-64QAM-20M BW-Low**



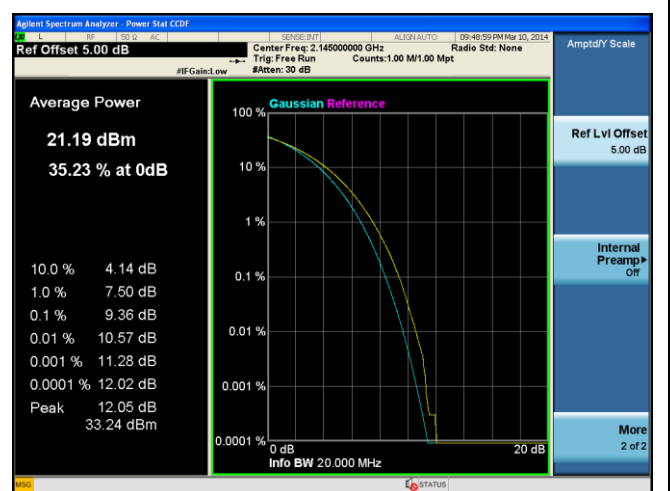
**PK-AV-Ratio-Band4-64QAM-10M BW-Mid**



**PK-AV-Ratio-Band4-64QAM-20M BW-Mid**

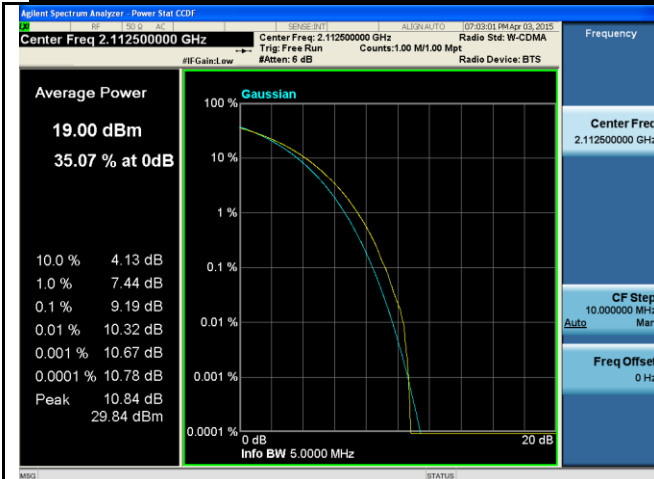


**PK-AV-Ratio-Band4-64QAM-10M BW-High**

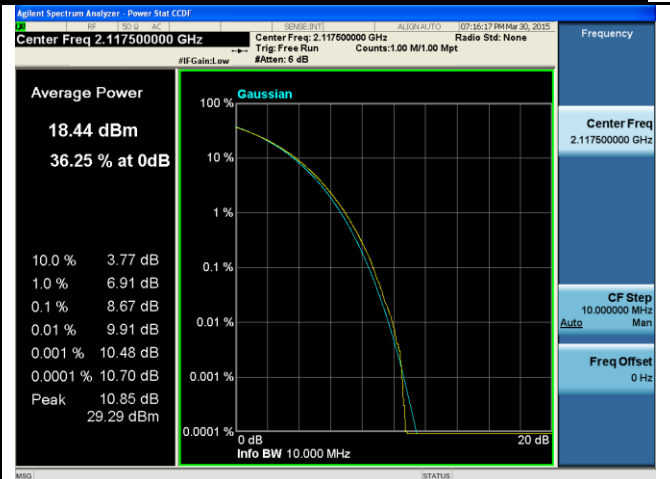


**PK-AV-Ratio-Band4-64QAM-20M BW-High**

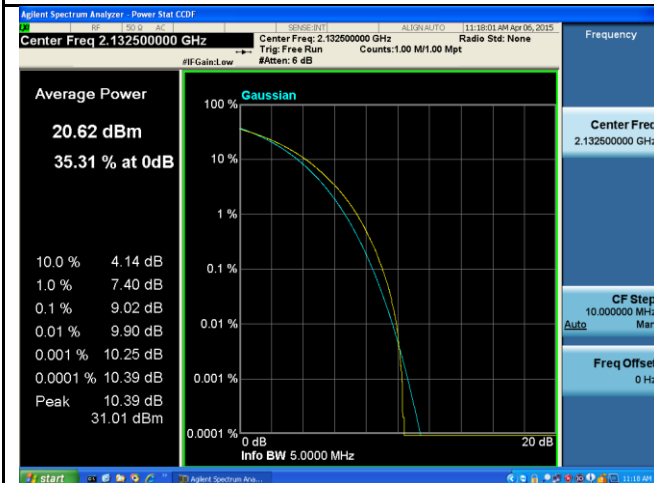




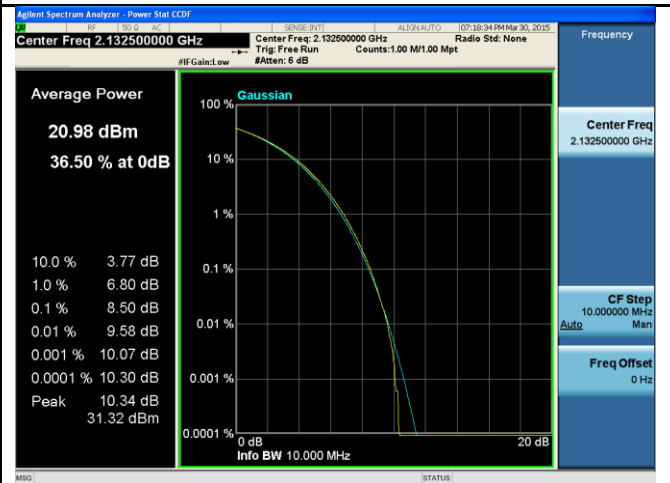
**PK-AV-Ratio-Band4-64QAM-5M BW-Low**



**PK-AV-Ratio-Band4-64QAM-15M BW-Low**



**PK-AV-Ratio-Band4-64QAM-5M BW-Mid**



**PK-AV-Ratio-Band4-64QAM-15M BW-Mid**

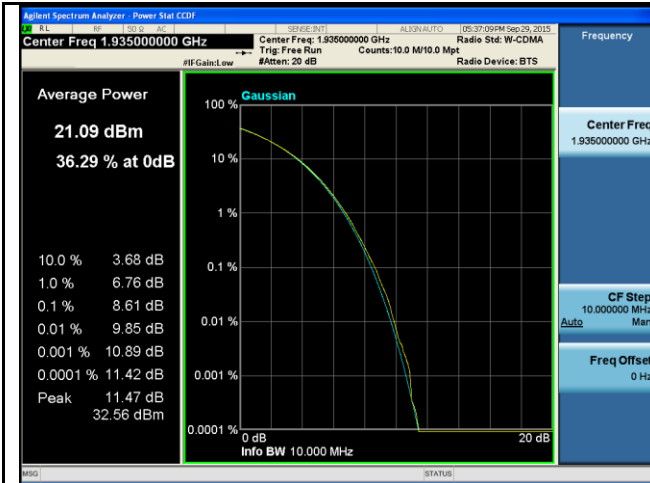


**PK-AV-Ratio-Band4-64QAM-5M BW-High**

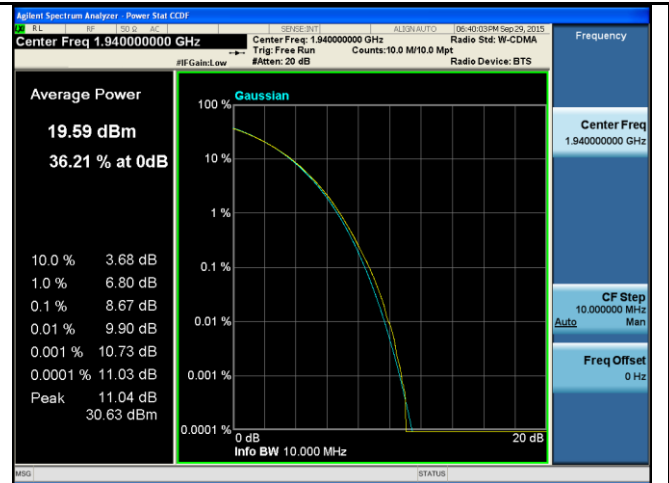


**PK-AV-Ratio-Band4-64QAM-15M BW-High**

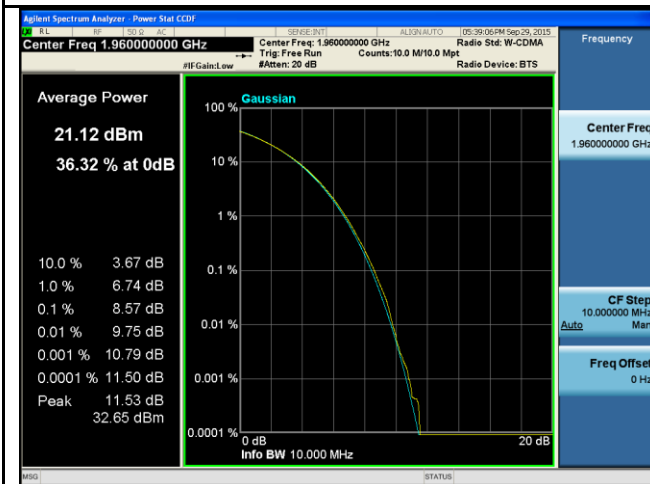
**Test Plots for Band 2:**



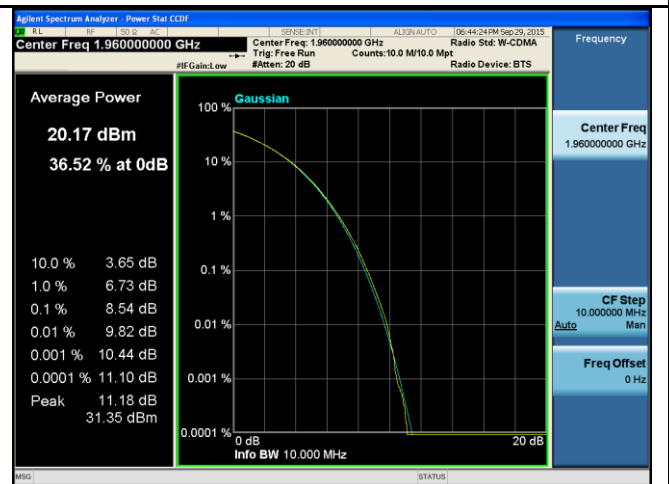
**PK-AV-Ratio-Band2-QPSK-10M BW-Low**



**PK-AV-Ratio- Band2-QPSK-20M BW-Low**



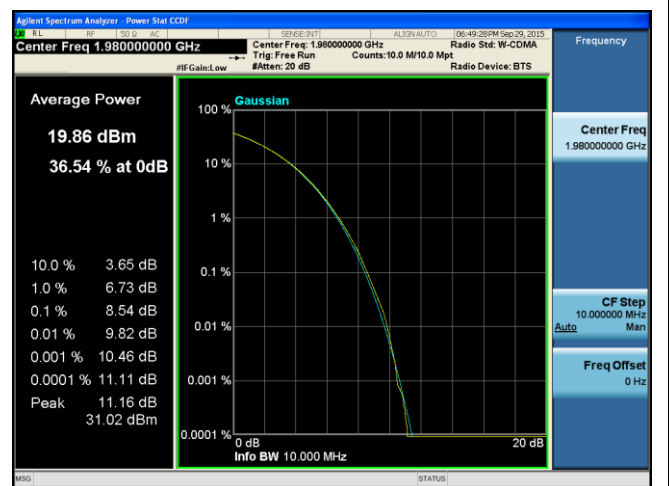
**PK-AV-Ratio- Band2-QPSK-10M BW-Mid**



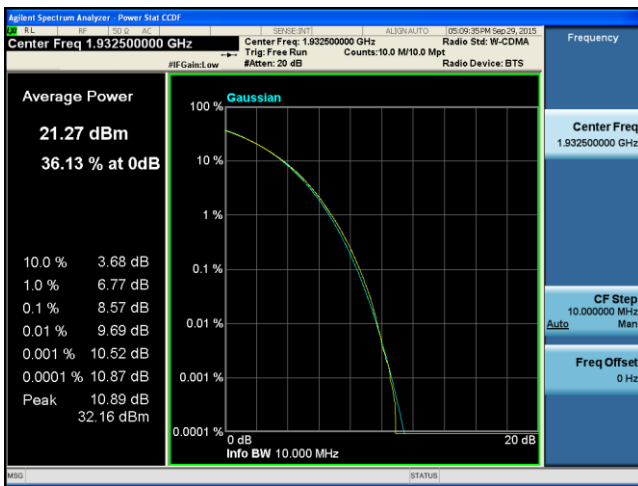
**PK-AV-Ratio- Band2-QPSK-20M BW-Mid**



**PK-AV-Ratio- Band2-QPSK-10M BW-High**



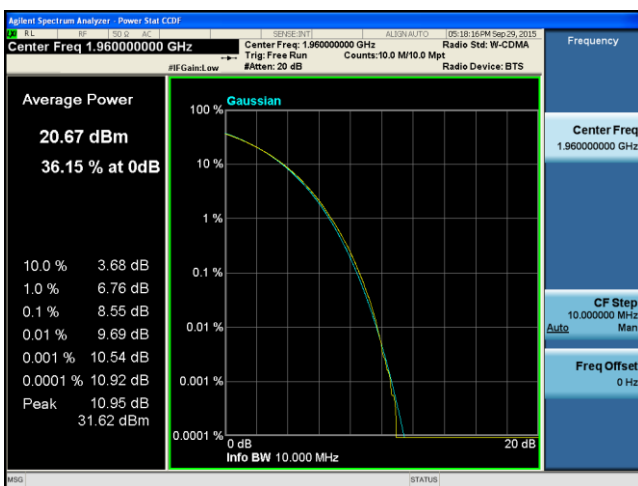
**PK-AV-Ratio- Band2-QPSK-20M BW-High**



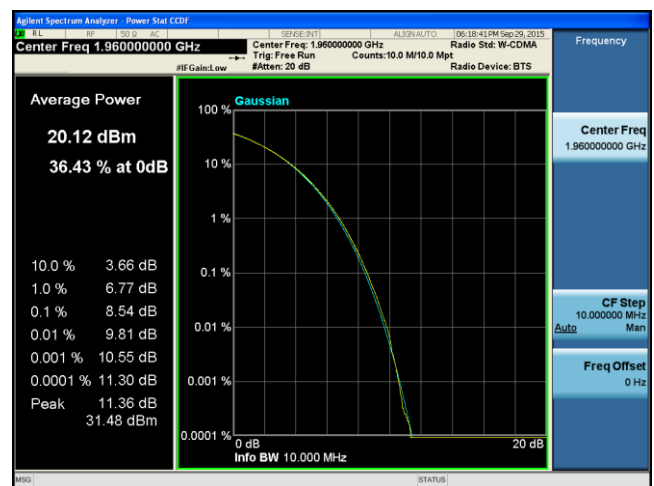
**PK-AV-Ratio- Band2-QPSK-5M BW-Low**



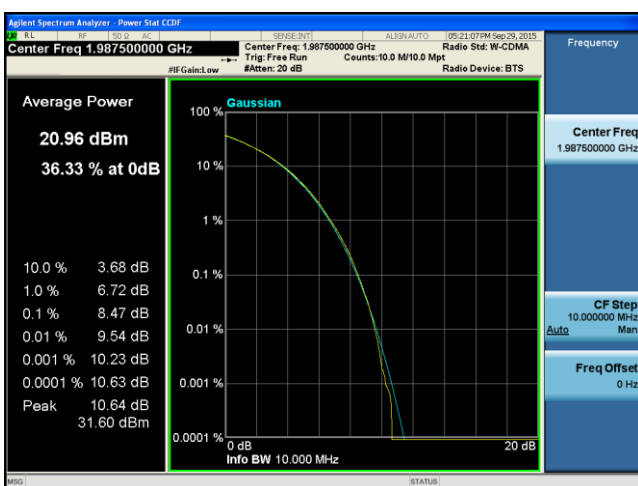
**PK-AV-Ratio- Band2-QPSK-15M BW-Low**



**PK-AV-Ratio- Band2-QPSK-5M BW-Mid**



**PK-AV-Ratio- Band2-QPSK-15M BW-Mid**




**PK-AV-Ratio- Band2-QPSK-5M BW-High**



**PK-AV-Ratio- Band2-QPSK-15M BW-High**

### 10.3 Occupied Bandwidth

**Requirement(s):**

Spec	Requirement	Applicable										
47 CFR §2.1049	The occupied bandwidth, that is the frequency bandwidth such that, below its lower and above its upper frequency limits, the mean powers radiated are each equal to 0.5 percent of the total mean power radiated by a given emission shall be measured under the following conditions of § 2.1049 (a) through (i)	<input checked="" type="checkbox"/>										
Test Setup	 <p style="text-align: center;"><b>Spectrum Analyzer</b></p>											
Procedure	<ol style="list-style-type: none"> <li>EUT was set for low, mid, high channel with modulated mode and highest RF output power.</li> <li>The spectrum analyzer was connected to the antenna terminal.</li> <li>The 99% bandwidths are measured using spectrum analyzer's internal meas function.</li> </ol>											
Test Date	<table border="1" style="width: 100%;"> <tr> <td>02/27/2014 – 03/20/2014</td> <td rowspan="3" style="text-align: center;">Environmental condition</td> <td>Temperature</td> <td>23°C</td> </tr> <tr> <td>03/03/2015 – 04/13/2015</td> <td>Relative Humidity</td> <td>48%</td> </tr> <tr> <td>09/24/2015 – 09/30/2015</td> <td>Atmospheric Pressure</td> <td>1008mbar</td> </tr> </table>	02/27/2014 – 03/20/2014	Environmental condition	Temperature	23°C	03/03/2015 – 04/13/2015	Relative Humidity	48%	09/24/2015 – 09/30/2015	Atmospheric Pressure	1008mbar	
02/27/2014 – 03/20/2014	Environmental condition	Temperature		23°C								
03/03/2015 – 04/13/2015		Relative Humidity		48%								
09/24/2015 – 09/30/2015		Atmospheric Pressure	1008mbar									
Remark	NONE											
Result	<input checked="" type="checkbox"/> Pass <input type="checkbox"/> Fail											

**Test Data**     Yes                                       N/A

**Test Plot**     Yes (See below)                                       N/A

**Test Data**

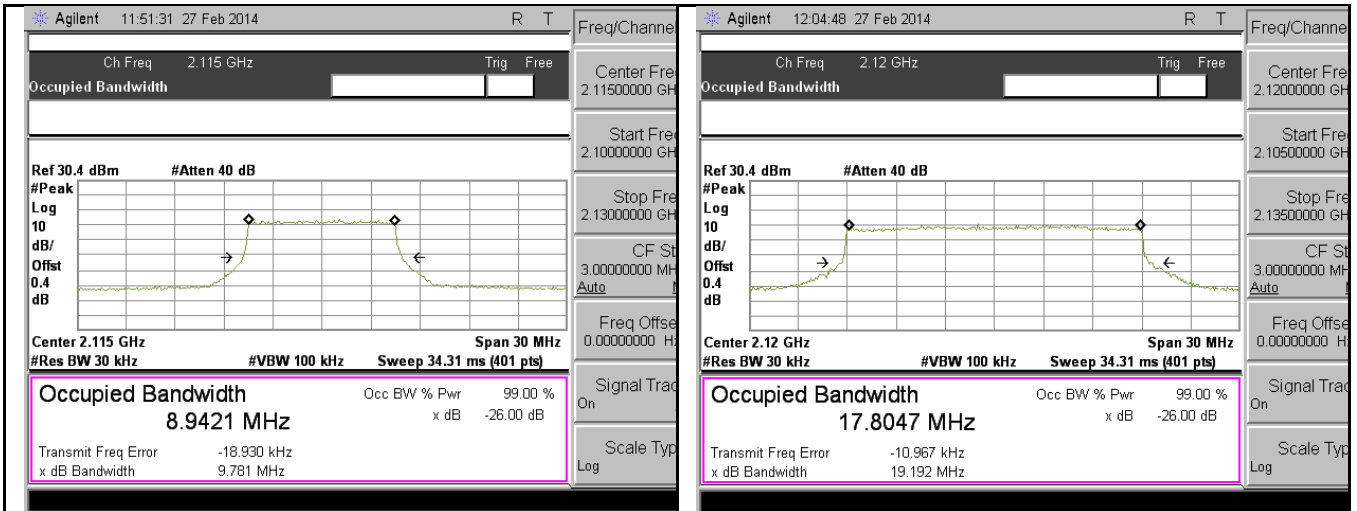
99% Bandwidth measurement result for LTE band 4

Type	Channel	Channel Frequency (MHz)	99% Occupied Bandwidth (MHz)	26 dB Occupied Bandwidth (MHz)
5MHz BW, QPSK	Low	2112.5	4.48	5.06
	Mid	2132.5	4.48	5.10
	High	2152.5	4.48	5.07
5MHz BW, 64QAM	Low	2112.5	4.48	5.09
	Mid	2132.5	4.48	5.03
	High	2152.5	4.48	5.06
10MHz BW, QPSK	Low	2115	8.94	9.78
	Mid	2132	8.93	9.79
	High	2150	8.93	9.70
10MHz BW, 64QAM	Low	2115	8.96	9.29
	Mid	2132	8.94	9.25
	High	2150	8.93	9.90
15MHz BW, QPSK	Low	2117.5	13.36	14.21
	Mid	2132.5	13.35	14.06
	High	2147.5	13.38	14.25
15MHz BW, 64QAM	Low	2117.5	13.37	14.30
	Mid	2132.5	13.36	14.29
	High	2147.5	13.35	14.30
20MHz BW, QPSK	Low	2120	17.80	19.19
	Mid	2132	17.81	18.94
	High	2145	17.81	19.31
20MHz BW, 64QAM	Low	2120	17.82	18.66
	Mid	2132	17.79	18.61
	High	2145	17.81	18.83

99% Bandwidth measurement result for LTE band 2

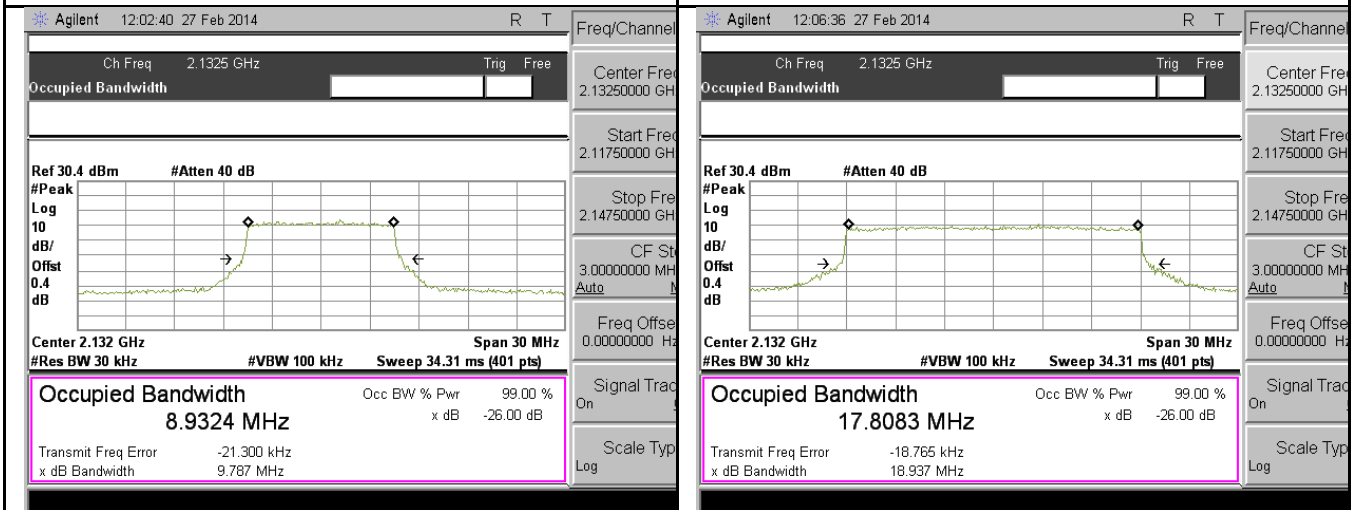
Type	Channel	Channel Frequency (MHz)	99% Occupied Bandwidth (MHz)	26 dB Occupied Bandwidth (MHz)
5MHz BW, QPSK	Low	1932.5	4.40	4.62
	Mid	1960.0	4.41	4.66
	High	1987.5	4.41	4.67
5MHz BW, 64QAM	Low	1932.5	4.43	4.68
	Mid	1960.0	4.42	4.68
	High	1987.5	4.39	4.61
10MHz BW, QPSK	Low	1935.0	8.86	9.31
	Mid	1960.0	8.86	9.26
	High	1985.0	8.88	9.33
10MHz BW, 64QAM	Low	1935.0	8.87	9.29
	Mid	1960.0	8.87	9.33
	High	1985.0	8.87	9.28
15MHz BW, QPSK	Low	1937.5	13.31	13.75
	Mid	1960.0	13.30	13.72
	High	1982.5	13.28	13.86
15MHz BW, 64QAM	Low	1937.5	13.27	13.89
	Mid	1960.0	13.28	13.95
	High	1982.5	13.28	13.86
20MHz BW, QPSK	Low	1940.0	17.54	18.22
	Mid	1960.0	17.60	18.27
	High	1980.0	17.51	18.16
20MHz BW, 64QAM	Low	1940.0	17.49	18.29
	Mid	1960.0	17.56	18.36
	High	1980.0	17.56	18.27

**Test Plots for LTE Band4 QPSK**



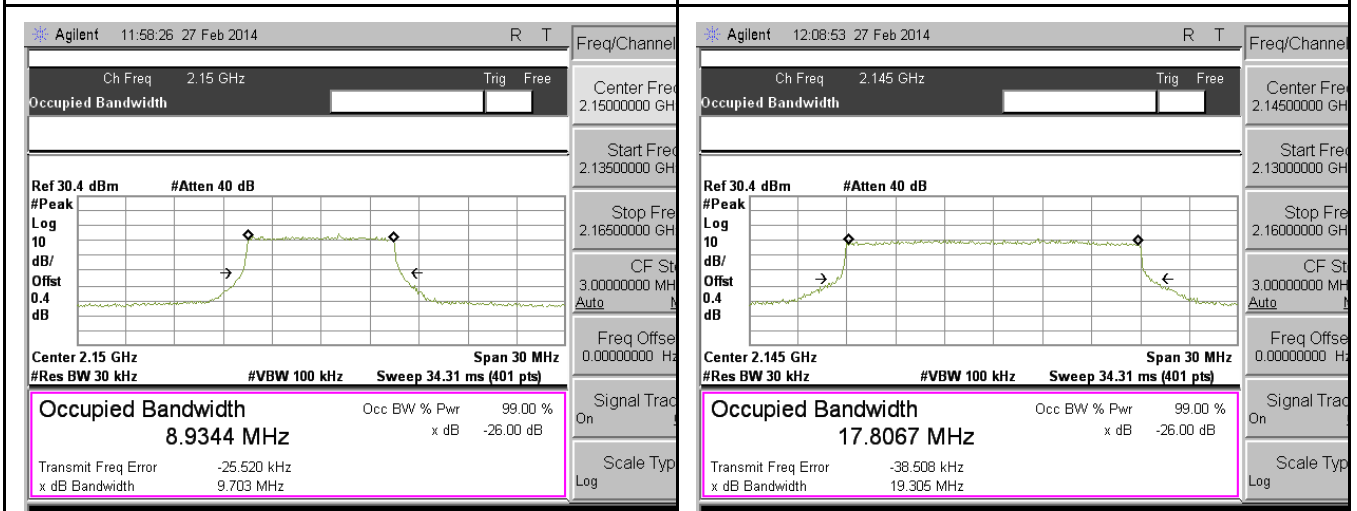
**OBW-Band4-10M BW-Low**

**OBW-Band4-20M BW-Low**



**OBW-Band4-10M BW-Mid**

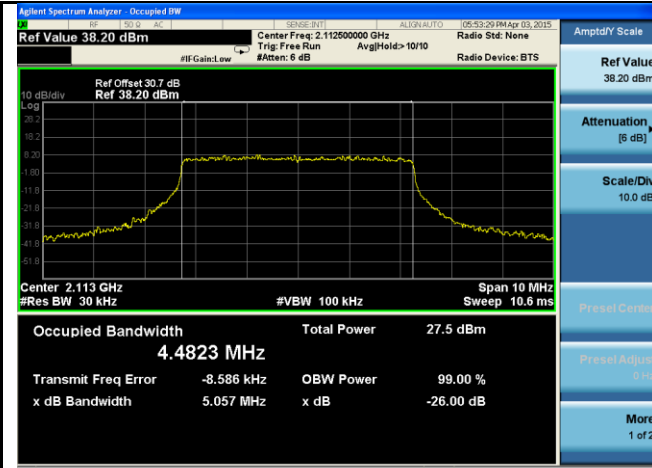
**OBW-Band4-20M BW-Mid**



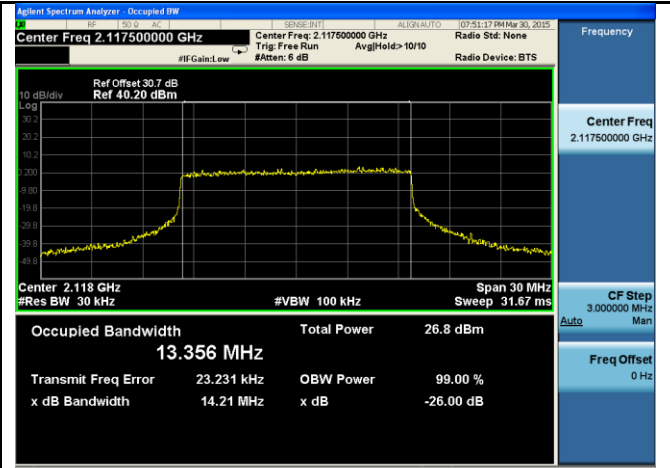
**OBW-Band4-10M BW-High**

**OBW-Band4-20M BW-High**

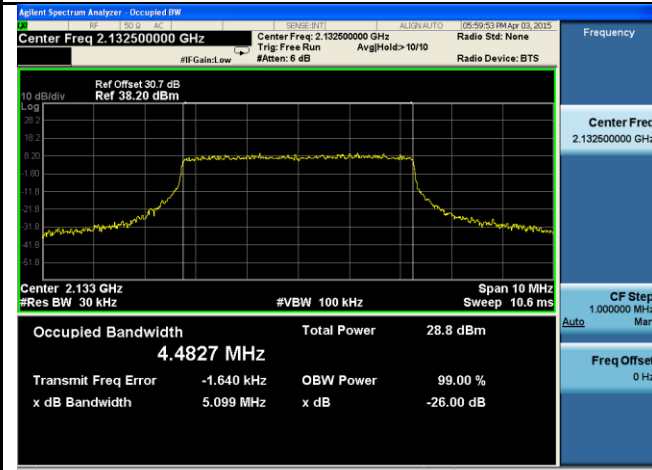
**Test Plots for LTE Band4 QPSK**



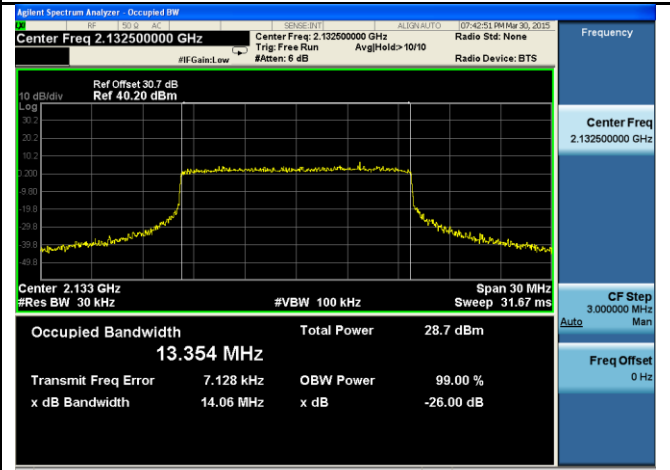
**OBW-Band4-5M BW-Low**



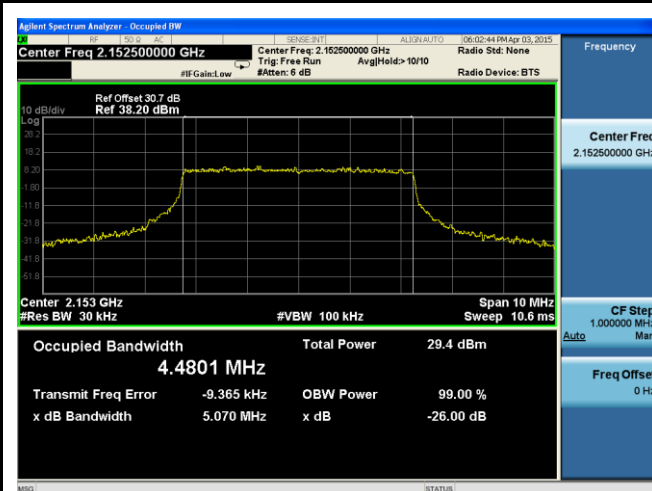
**OBW-Band4-15M BW-Low**



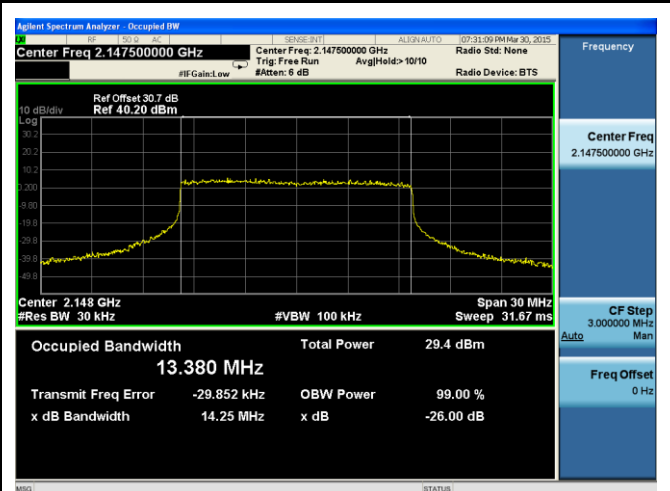
**OBW-Band4-5M BW-Mid**



**OBW-Band4-15M BW-Mid**



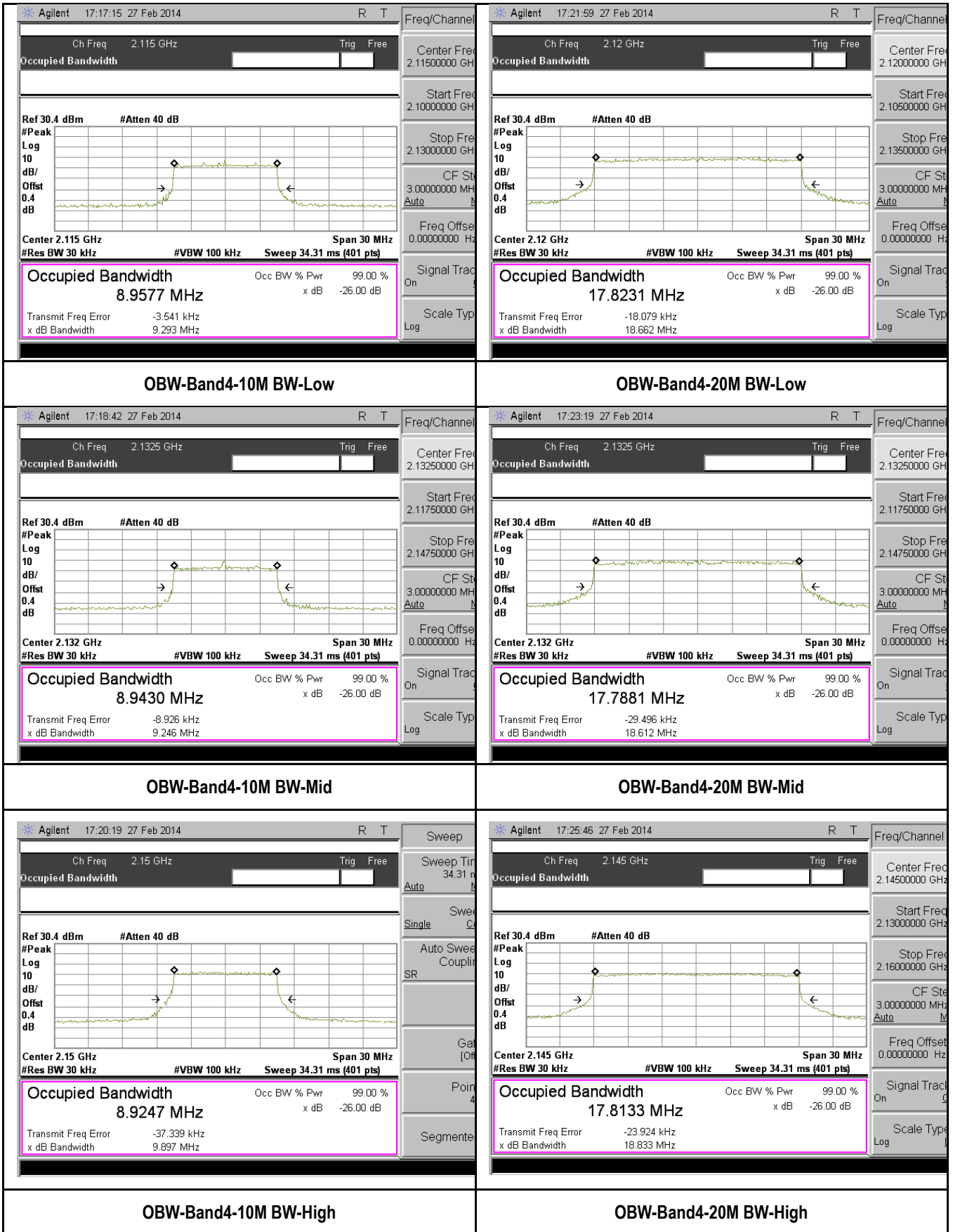
**OBW-Band4-5M BW-High**



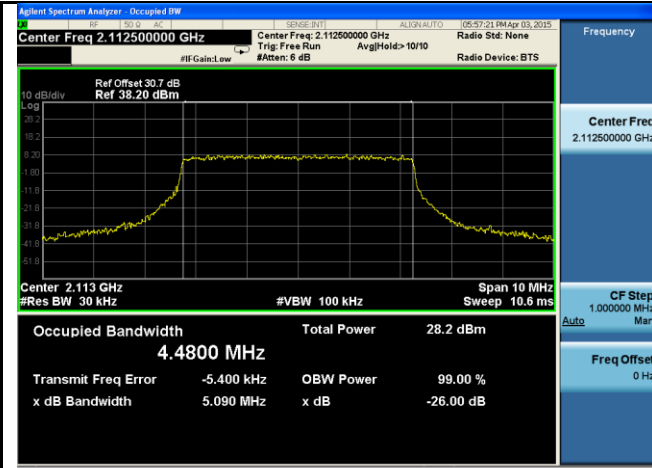
**OBW-Band4-15M BW-High**



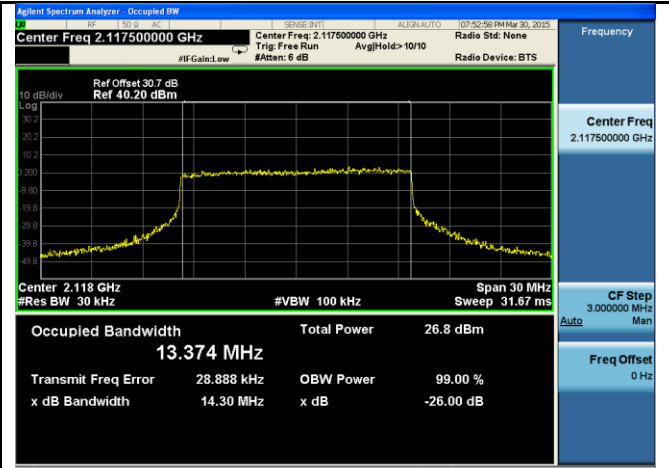
### Test Plots for LTE Band4 64QAM



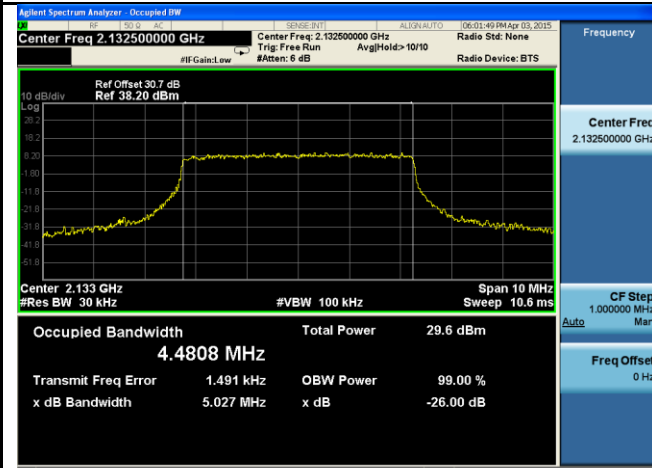
**Test Plots for LTE Band4 64QAM**



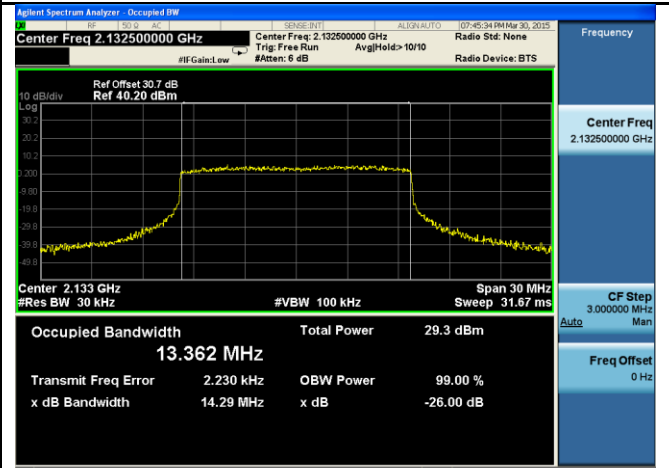
**OBW-Band4-5M BW-Low**



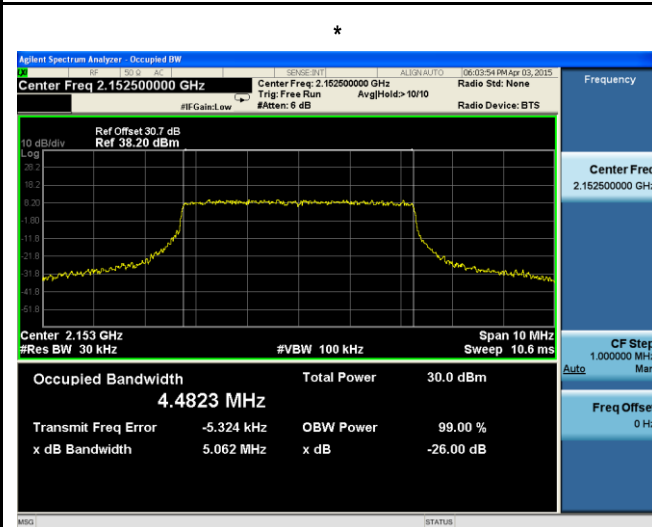
**OBW-Band4-15M BW-Low**



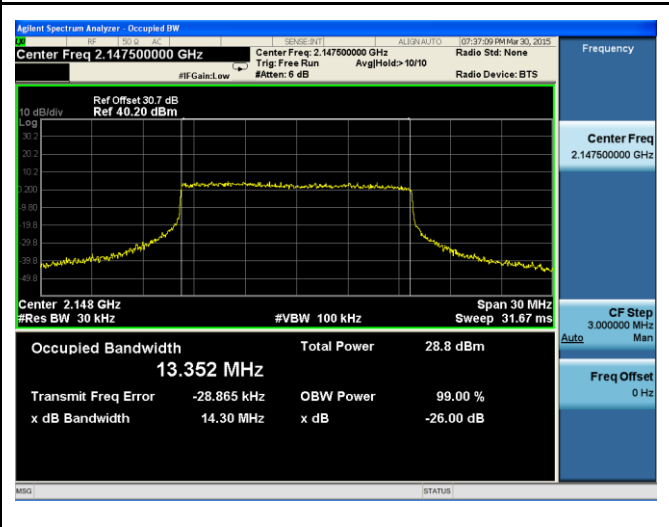
**OBW-Band4-5M BW-Mid**



**OBW-Band4-15M BW-Mid**

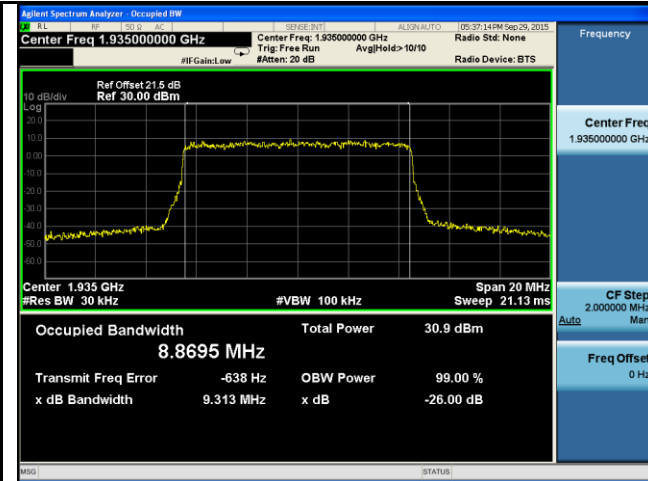


**OBW-Band4-5M BW-High**

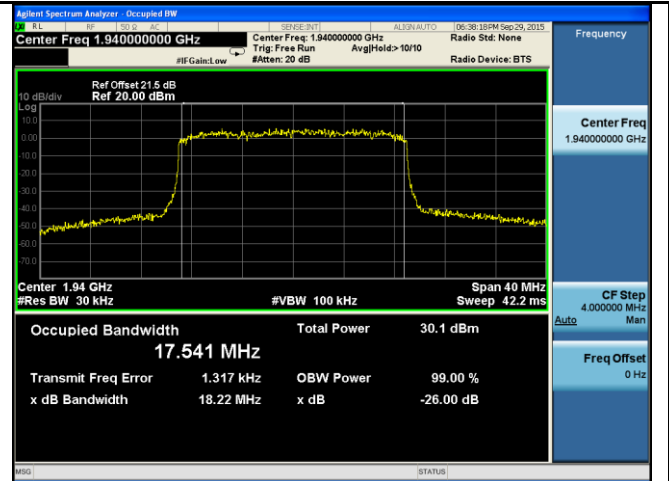


**OBW-Band4-15M BW-High**

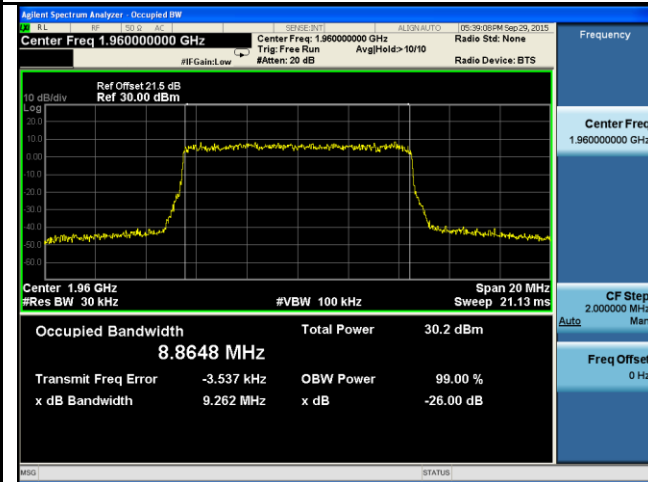
**Test Plots for LTE Band2 QPSK**



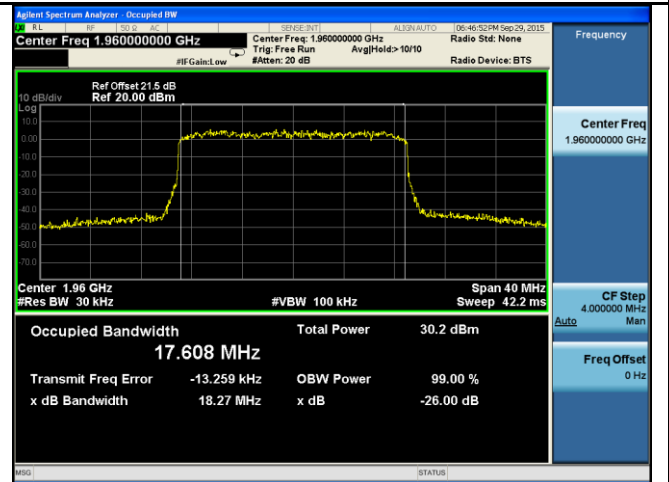
**OBW- Band2-10M BW-Low**



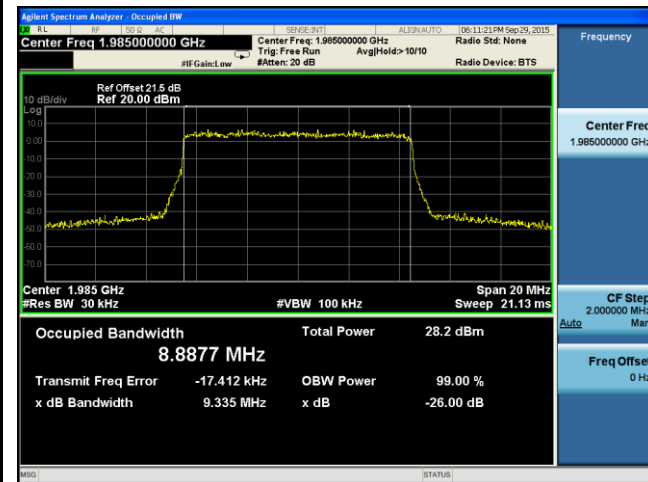
**OBW- Band2-20M BW-Low**



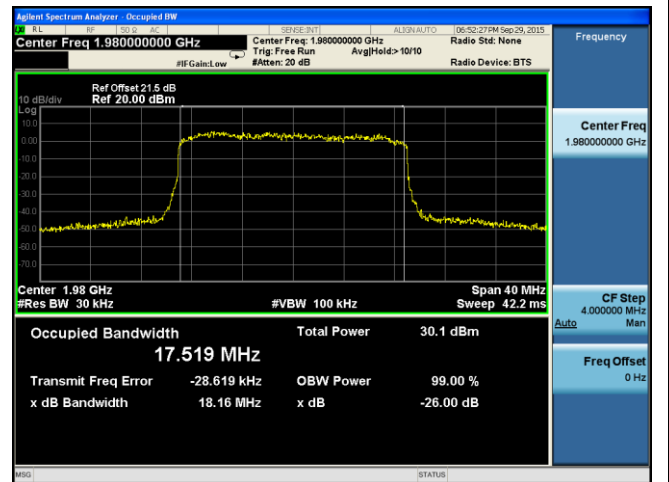
**OBW- Band2-10M BW-Mid**



**OBW- Band2-20M BW-Mid**

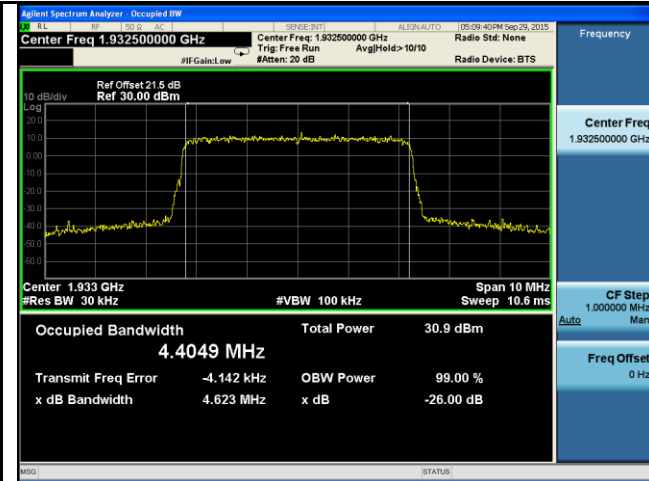


**OBW- Band2-10M BW-High**

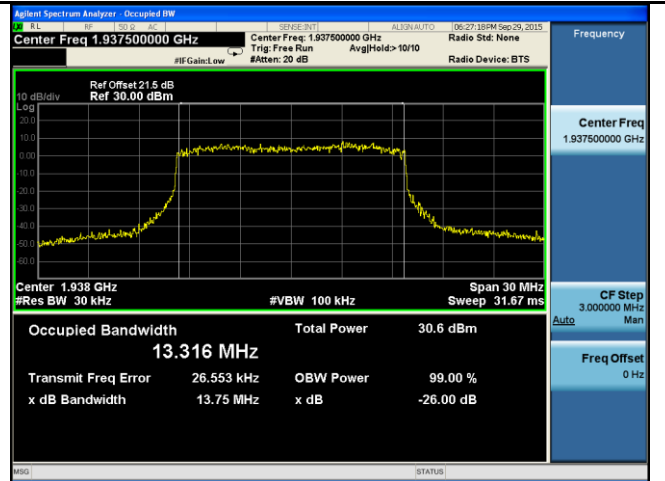


**OBW- Band2-20M BW-High**

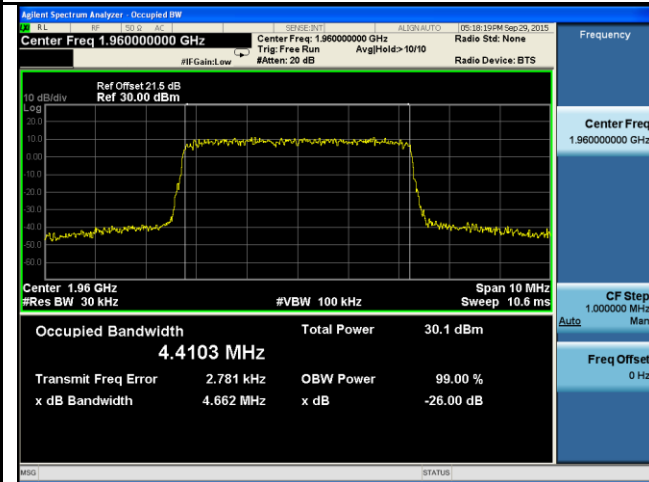
**Test Plots for LTE Band2 QPSK**



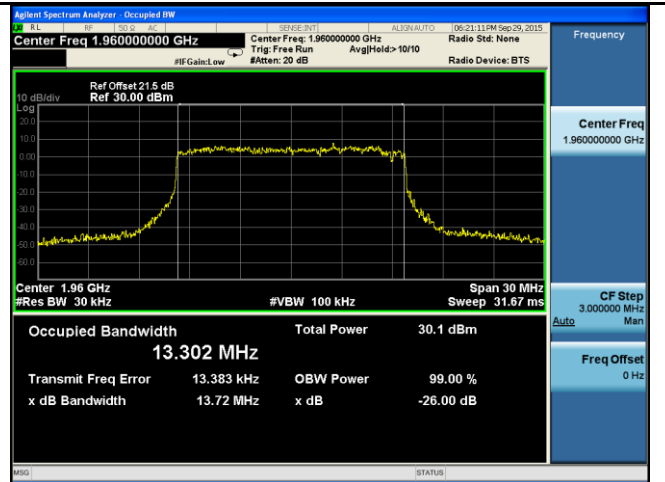
**OBW- Band2-5M BW-Low**



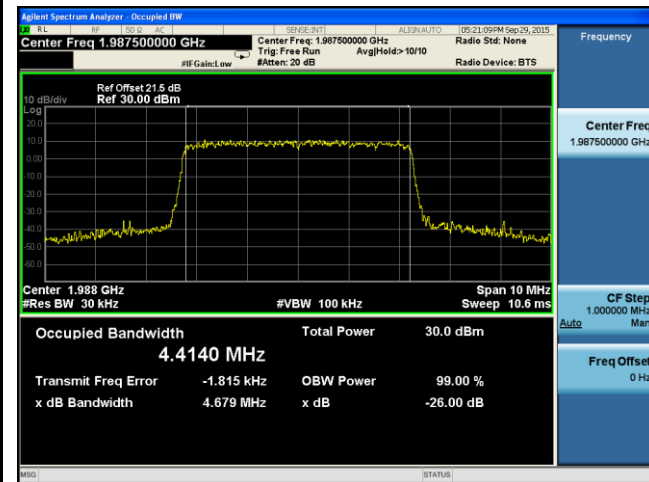
**OBW- Band2-15M BW-Low**



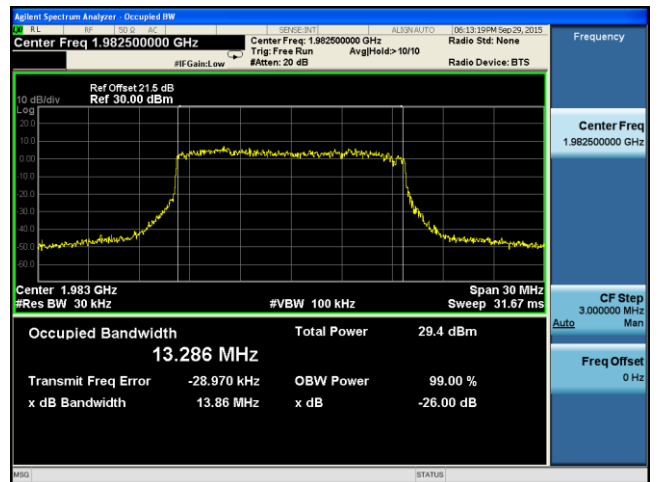
**OBW- Band2-5M BW-Mid**



**OBW- Band2-15M BW-Mid**



**OBW- Band2-5M BW-High**



**OBW- Band2-15M BW-High**