



RF Exposure Report



Report No.: FCC_MPE_SL15090401-SPC-046_0402
Supersede Report No.: None





Applicant	:	SpiderCloud Wireless, Inc.
Product Name	:	Universal Small Cell USC8818 Band 2/4 LTE/LTE Module
Model No.	:	USC8818-C24-K9
RF Exposure Requirements	:	47 CFR §1.1307(b)
RF Exposure Limits	:	47 CFR §1.1310
RF Radiation Exposure Guidelines	:	FCC OST/OET Bulletin Number 65
Issue Date	:	11/17/2015
Test Result	:	<input checked="" type="checkbox"/> Pass <input type="checkbox"/> Fail
Equipment complied with the specification		[X]
Equipment did not comply with the specification		[]

This Test Report is Issued Under the Authority of:	
	
Chen Ge	Nima Molaei
Test Engineer	Reviewer Engineer
This test report may be reproduced in full only Test result presented in this test report is applicable to the tested sample only	

Issued By:
SIEMIC Laboratories
775 Montague Expressway, Milpitas, 95035 CA



775 Montague Expressway, Milpitas, CA 95035, USA • Phone: (+1) 408 526 1188 • Facsimile (+1) 408 526 1088

Visit us at: www.siemic.com; Follow us at:    

Laboratory Introduction

SIEMIC, headquartered in the heart of Silicon Valley, with superior facilities in US and Asia, is one of the leading independent testing and certification facilities providing customers with one-stop shop services for Compliance Testing and Global Certifications.



In addition to testing and certification, SIEMIC provides initial design reviews and compliance management throughout a project. Our extensive experience with China, Asia Pacific, North America, European, and International compliance requirements, assures the fastest, most cost effective way to attain regulatory compliance for the global markets.

Accreditations for Conformity Assessment

Country/Region	Accreditation Body	Scope
USA	FCC, A2LA	EMC, RF/Wireless, Telecom
Canada	IC, A2LA, NIST	EMC, RF/Wireless, Telecom
Taiwan	BSMI, NCC, NIST	EMC, RF, Telecom, Safety
Hong Kong	OFTA, NIST	RF/Wireless, Telecom
Australia	NATA, NIST	EMC, RF, Telecom, Safety
Korea	KCC/RRA, NIST	EMI, EMS, RF, Telecom, Safety
Japan	VCCI, JATE, TELEC, RFT	EMI, RF/Wireless, Telecom
Mexico	NOM, COFETEL, Caniety	Safety, EMC, RF/Wireless, Telecom
Europe	A2LA, NIST	EMC, RF, Telecom, Safety
Israel	MOC, NIST	EMC, RF, Telecom, Safety

Accreditations for Product Certifications

Country	Accreditation Body	Scope
USA	FCC TCB, NIST	EMC, RF, Telecom
Canada	IC FCB, NIST	EMC, RF, Telecom
Singapore	iDA, NIST	EMC, RF, Telecom
EU	NB	EMC & R&TTE Directive
Japan	MIC (RCB 208)	RF, Telecom
Hong Kong	OFTA (US002)	RF, Telecom

CONTENTS

1 REPORT REVISION HISTORY4

2 EXECUTIVE SUMMARY5

3 CUSTOMER INFORMATION5

4 TEST SITE INFORMATION5

5 MODIFICATION5

6 EUT INFORMATION6

6.1 EUT Description6

7 FCC RF EXPOSURE EVALUATION.....7

7.1 Limits7

7.2 MPE Calculation Formula7

7.3 MPE Calculations7

7.4 MPE Calculation Results7

ANNEX A. SIEMIC ACCREDITATION8

1 Report Revision History

Report No.	Report Version	Description	Issue Date
FCC_MPE_SL15090401-SPC-046_0402	None	Original	11/17/2015

2 Executive Summary

The purpose of this test program was to demonstrate compliance of following product

Company: SpiderCloud Wireless, Inc.
Product: Universal Small Cell USC8818 Band 2/4 LTE/LTE
Model: USC8818-C24-K9

against the current Stipulated Standards. The specified model product stated above has demonstrated compliance with the Stipulated Standard listed on 1st page.

3 Customer information

Applicant Name	:	SpiderCloud Wireless, Inc.
Applicant Address	:	408 E. Plumeria Drive, San Jose, CA 95134
Manufacturer Name	:	SpiderCloud Wireless, Inc.
Manufacturer Address	:	408 E. Plumeria Drive, San Jose, CA 95134

4 Test site information

Lab performing tests	:	SIEMIC Laboratories
Lab Address	:	775 Montague Expressway, Milpitas, CA 95035
FCC Test Site No.	:	881796
IC Test Site No.	:	4842D-2
VCCI Test Site No.	:	A0133

5 Modification

Index	Item	Description	Note

6 EUT Information

6.1 EUT Description

Product Name	Universal Small Cell USC8818 Band 2/4 LTE/LTE Module
Model No.	USC8818-C24-K9
Trade Name	SpiderCloud
Serial No.	15202C61066
Input Power	48VDC
Power Adapter Manu/Model	N/A
Power Adapter SN	-
Hardware version	-
Software version	-
Date of EUT received	10/20/2015
Equipment Class/ Category	PCB, TNB
Operating Frequencies	LTE: TX (1930 MHz to 1995 MHz), UMTS: RX (1850 MHz to 1915 MHz) LTE: TX (2110 MHz to 2155 MHz), LTE: RX (1710 MHz to 1755 MHz)
Port/Connectors	N/A
Remark	NONE

7 FCC RF Exposure Evaluation

7.1 Limits

RF Exposure Requirements:	47 CFR §1.1307(b)
RF Radiation Exposure Limits:	47 CFR §1.1310
RF Radiation Exposure Guidelines:	FCC OST/OET Bulletin Number 65
EUT Frequency Band:	1500 ~ 100,000 MHz
Power Density Limit:	1 mW/ cm ²

7.2 MPE Calculation Formula

Equation: $S = PG / 4\pi R^2$ or $R = \sqrt{PG / 4\pi S}$

Where, S = Power Density
P = Power Input to Antenna
G = Antenna Gain
R = distance to the center of radiated antenna

7.3 MPE Calculations

Radio Mode	Frequency (MHz)	Meas Output Power (dBm)	Antenna Gain (dBi)	Power Density (mw/cm ²)	Max tune-up Power (dBm)	Scaled Power Density (mw/cm ²)	Power Density Limit(mw/cm ²)
LTE Band 2	1930-1995	20.19	5	0.065	20.41	0.069	1
LTE Band 4	2110-2155	20.15	5	0.065	20.79	0.075	1
















Note: Two LTE bands do not transmit simultaneously.








Total max Power density= 0.069 mW/cm² < 1mW/ cm²

7.4 MPE Calculation Results

The Above Result(s) show that the Device complies with the MPE requirement(s).

Annex A. SIEMIC Accreditation

Accreditations	Document	Scope / Remark
ISO 17025 (A2LA)		Please see the documents for the detailed scope
ISO Guide 65 (A2LA)		Please see the documents for the detailed scope
TCB Designation		A1, A2, A3, A4, B1, B2, B3, B4, C
FCC DoC Accreditation		FCC Declaration of Conformity Accreditation
FCC Site Registration		3 meter site
FCC Site Registration		10 meter site
IC Site Registration		3 meter site
IC Site Registration		10 meter site
EU NB		Radio & Telecommunications Terminal Equipment: EN45001 – EN ISO/IEC 17025
		Electromagnetic Compatibility: EN45001 – EN ISO/IEC 17025
Singapore iDA CB(Certification Body)		Phase I, Phase II
Vietnam MIC CAB Accreditation		Please see the document for the detailed scope
Hong Kong OFCA		(Phase II) OFCA Foreign Certification Body for Radio and Telecom
		(Phase I) Conformity Assessment Body for Radio and Telecom
Industry Canada CAB		Radio: Scope A – All Radio Standard Specification in Category I
		Telecom: CS-03 Part I, II, V, VI, VII, VIII

Japan Recognized Certification Body Designation		<p>Radio: A1. Terminal equipment for purpose of calling</p> <p>Telecom: B1. Specified radio equipment specified in Article 38-2, Paragraph 1, Item 1 of the Radio Law</p>
Korea CAB Accreditation		<p>EMI: KCC Notice 2008-39, RRL Notice 2008-3: CA Procedures for EMI KN22: Test Method for EMI</p> <p>EMS: KCC Notice 2008-38, RRL Notice 2008-4: CA Procedures for EMS KN24, KN61000-4-2, -4-3, -4-4, -4-5, -4-6, -4-8, -4-11: Test Method for EMS</p>
		<p>Radio: RRL Notice 2008-26, RRL Notice 2008-2, RRL Notice 2008-10, RRL Notice 2007-49, RRL Notice 2007-20, RRL Notice 2007-21, RRL Notice 2007-80, RRL Notice 2004-68</p> <p>Telecom: President Notice 20664, RRL Notice 2007-30, RRL Notice 2008-7 with attachments 1, 3, 5, 6; President Notice 20664, RRL Notice 2008-7 with attachment 4</p>
Taiwan NCC CAB Recognition		LP0002, PSTN01, ADSL01, ID0002, IS6100, CNS14336, PLMN07, PLMN01, PLMN08
Taiwan BSMI CAB Recognition		CNS 13438
Japan VCCI		<p>R-3083: Radiation 3 meter site</p> <p>C-3421: Main Ports Conducted Interference Measurement</p> <p>T-1597: Telecommunication Ports Conducted Interference Measurements</p>
Australia CAB Recognition		<p>EMC: AS/NZS CISPR 11, AS/NZS CISPR 14.1, AS/NZS CISPR22, AS/NZS 61000.6.3, AS/NZS 61000.6.4</p>
		<p>Radio communications: AS/NZS 4281, AS/NZS 4268, AS/NZS 4280.1, AS/NZS 4280.2, AS/NZS 4295, AS/NZS 4582, AS/NZS 4583, AS/NZS 4769.1, AS/NZS 4769.2, AS/NZS 4770, AS/NZS 4771</p>
		<p>Telecommunications: AS/ACIF S002:05, AS/ACIF S003:06, AS/ACIF S004:06 AS/ACIF S006:01, AS/ACIF S016:01, AS/ACIF S031:01, AS/ACIF S038:01, AS/ACIF S040:01, AS/ACIF S041:05, AS/ACIF S043.2:06, AS/ACIF S60950.1</p>
Australia NATA Recognition		AS/ACIF S002, AS/ACIF S003, AS/ACIF S004, AS/ACIF S006, AS/ACIF S016, AS/ACIF S031, AS/ACIF S038, AS/ACIF S040, AS/ACIF S041, AS/ACIF S043.2