

1. Effective (Isotropic) Radiated Power Output Data

1.1 B26c_15MHz_ERP

1.1.1 Test Result

Band: 26c / Bandwidth: 15MHz / NTN										
Modulation	Frequency (MHz)	RB Allocation		Conducted Power (dBm)	Gain (dBi)	ERP (dBm)		Verdict		
		Size	Offset			Result	Limit			
QPSK	821.5	1	0	23.62	0.88	22.35	<=38.45	Pass		
			38	23.51	0.88	22.24	<=38.45	Pass		
			74	23.40	0.88	22.13	<=38.45	Pass		
		36	0	22.33	0.88	21.06	<=38.45	Pass		
			18	22.37	0.88	21.10	<=38.45	Pass		
			39	22.40	0.88	21.13	<=38.45	Pass		
		75	0	22.43	0.88	21.16	<=38.45	Pass		
		831.5	1	0	23.35	0.88	22.08	<=38.45	Pass	
				38	23.48	0.88	22.21	<=38.45	Pass	
	74			23.46	0.88	22.19	<=38.45	Pass		
	36		0	22.47	0.88	21.20	<=38.45	Pass		
			18	22.51	0.88	21.24	<=38.45	Pass		
			39	22.48	0.88	21.21	<=38.45	Pass		
	75		0	22.46	0.88	21.19	<=38.45	Pass		
	841.5		1	0	23.52	0.88	22.25	<=38.45	Pass	
				38	23.73	0.88	22.46	<=38.45	Pass	
		74		23.51	0.88	22.24	<=38.45	Pass		
		36	0	22.47	0.88	21.20	<=38.45	Pass		
			18	22.51	0.88	21.24	<=38.45	Pass		
			39	22.47	0.88	21.20	<=38.45	Pass		
		75	0	22.49	0.88	21.22	<=38.45	Pass		
		16QAM	821.5	1	0	22.73	0.88	21.46	<=38.45	Pass
					38	22.61	0.88	21.34	<=38.45	Pass
	74				21.60	0.88	20.33	<=38.45	Pass	
36	0			21.18	0.88	19.91	<=38.45	Pass		
	18			21.30	0.88	20.03	<=38.45	Pass		
	39			21.16	0.88	19.89	<=38.45	Pass		
75	0			21.29	0.88	20.02	<=38.45	Pass		
831.5	1			0	22.98	0.88	21.71	<=38.45	Pass	
				38	23.60	0.88	22.33	<=38.45	Pass	
			74	23.11	0.88	21.84	<=38.45	Pass		
	36		0	21.50	0.88	20.23	<=38.45	Pass		
			18	21.58	0.88	20.31	<=38.45	Pass		
			39	21.49	0.88	20.22	<=38.45	Pass		
	75		0	21.56	0.88	20.29	<=38.45	Pass		
	841.5		1	0	23.07	0.88	21.80	<=38.45	Pass	
				38	23.03	0.88	21.76	<=38.45	Pass	
74				22.86	0.88	21.59	<=38.45	Pass		
36			0	21.48	0.88	20.21	<=38.45	Pass		
			18	21.52	0.88	20.25	<=38.45	Pass		
			39	21.49	0.88	20.22	<=38.45	Pass		
75			0	21.50	0.88	20.23	<=38.45	Pass		

Note1: ERP=Conducted Power+Antenna Gain-2.15

2. Frequency Stability

2.1 B26c_15MHz

2.1.1 Test Result

Band: 26c / Bandwidth: 15MHz									
Modulation	Frequency (MHz)	RB Allocation		Temp. (°C)	Voltage (VDC)	Freq. Error (Hz)	Freq. vs. Rated (ppm)		Verdict
		Size	Offset				Result	Limit	
QPSK	821.5	75	0	20	3.27	-0.587	-0.0007	-2.5 to 2.5	Pass
					3.85	-0.215	-0.0003	-2.5 to 2.5	Pass
					4.43	0.286	0.0003	-2.5 to 2.5	Pass
				-30	3.85	0.114	0.0001	-2.5 to 2.5	Pass
				-20	3.85	0.014	0.0000	-2.5 to 2.5	Pass
				-10	3.85	0.014	0.0000	-2.5 to 2.5	Pass
				0	3.85	-0.157	-0.0002	-2.5 to 2.5	Pass
				10	3.85	0.672	0.0008	-2.5 to 2.5	Pass
				30	3.85	0.100	0.0001	-2.5 to 2.5	Pass
				40	3.85	0.358	0.0004	-2.5 to 2.5	Pass
	50	3.85	-0.758	-0.0009	-2.5 to 2.5	Pass			
	831.5	75	0	20	3.27	0.687	0.0008	-2.5 to 2.5	Pass
					3.85	0.601	0.0007	-2.5 to 2.5	Pass
					4.43	1.016	0.0012	-2.5 to 2.5	Pass
				-30	3.85	0.443	0.0005	-2.5 to 2.5	Pass
				-20	3.85	1.302	0.0016	-2.5 to 2.5	Pass
				-10	3.85	0.615	0.0007	-2.5 to 2.5	Pass
				0	3.85	1.302	0.0016	-2.5 to 2.5	Pass
				10	3.85	0.544	0.0007	-2.5 to 2.5	Pass
				30	3.85	0.043	0.0001	-2.5 to 2.5	Pass
				40	3.85	0.687	0.0008	-2.5 to 2.5	Pass
	50	3.85	0.472	0.0006	-2.5 to 2.5	Pass			
	841.5	75	0	20	3.27	-0.229	-0.0003	-2.5 to 2.5	Pass
					3.85	-1.874	-0.0022	-2.5 to 2.5	Pass
					4.43	-1.216	-0.0014	-2.5 to 2.5	Pass
				-30	3.85	-1.345	-0.0016	-2.5 to 2.5	Pass
				-20	3.85	-0.486	-0.0006	-2.5 to 2.5	Pass
				-10	3.85	-0.443	-0.0005	-2.5 to 2.5	Pass
				0	3.85	-0.701	-0.0008	-2.5 to 2.5	Pass
				10	3.85	-0.401	-0.0005	-2.5 to 2.5	Pass
30				3.85	-1.788	-0.0021	-2.5 to 2.5	Pass	
40				3.85	-1.273	-0.0015	-2.5 to 2.5	Pass	
50	3.85	-0.887	-0.0011	-2.5 to 2.5	Pass				
16QAM	821.5	75	0	20	3.27	-0.772	-0.0009	-2.5 to 2.5	Pass
					3.85	-0.243	-0.0003	-2.5 to 2.5	Pass
					4.43	-0.544	-0.0007	-2.5 to 2.5	Pass
				-30	3.85	-0.458	-0.0006	-2.5 to 2.5	Pass
				-20	3.85	-0.415	-0.0005	-2.5 to 2.5	Pass
				-10	3.85	-0.458	-0.0006	-2.5 to 2.5	Pass
				0	3.85	-0.243	-0.0003	-2.5 to 2.5	Pass
				10	3.85	-1.316	-0.0016	-2.5 to 2.5	Pass
				30	3.85	-0.429	-0.0005	-2.5 to 2.5	Pass
				40	3.85	0.143	0.0002	-2.5 to 2.5	Pass
	50	3.85	-0.901	-0.0011	-2.5 to 2.5	Pass			
	831.5	75	0	20	3.27	0.830	0.0010	-2.5 to 2.5	Pass
					3.85	1.602	0.0019	-2.5 to 2.5	Pass
					4.43	1.073	0.0013	-2.5 to 2.5	Pass
				-30	3.85	0.215	0.0003	-2.5 to 2.5	Pass
				-20	3.85	0.200	0.0002	-2.5 to 2.5	Pass
				-10	3.85	0.815	0.0010	-2.5 to 2.5	Pass
				0	3.85	0.887	0.0011	-2.5 to 2.5	Pass

				10	3.85	0.687	0.0008	-2.5 to 2.5	Pass
				30	3.85	0.458	0.0006	-2.5 to 2.5	Pass
				40	3.85	1.073	0.0013	-2.5 to 2.5	Pass
				50	3.85	1.016	0.0012	-2.5 to 2.5	Pass
	841.5	75	0	20	3.27	-1.416	-0.0017	-2.5 to 2.5	Pass
					3.85	-1.259	-0.0015	-2.5 to 2.5	Pass
					4.43	-1.445	-0.0017	-2.5 to 2.5	Pass
				-30	3.85	-1.860	-0.0022	-2.5 to 2.5	Pass
				-20	3.85	-1.302	-0.0015	-2.5 to 2.5	Pass
				-10	3.85	-1.173	-0.0014	-2.5 to 2.5	Pass
				0	3.85	-1.101	-0.0013	-2.5 to 2.5	Pass
				10	3.85	-1.874	-0.0022	-2.5 to 2.5	Pass
				30	3.85	-1.516	-0.0018	-2.5 to 2.5	Pass
				40	3.85	-1.616	-0.0019	-2.5 to 2.5	Pass
				50	3.85	-0.372	-0.0004	-2.5 to 2.5	Pass

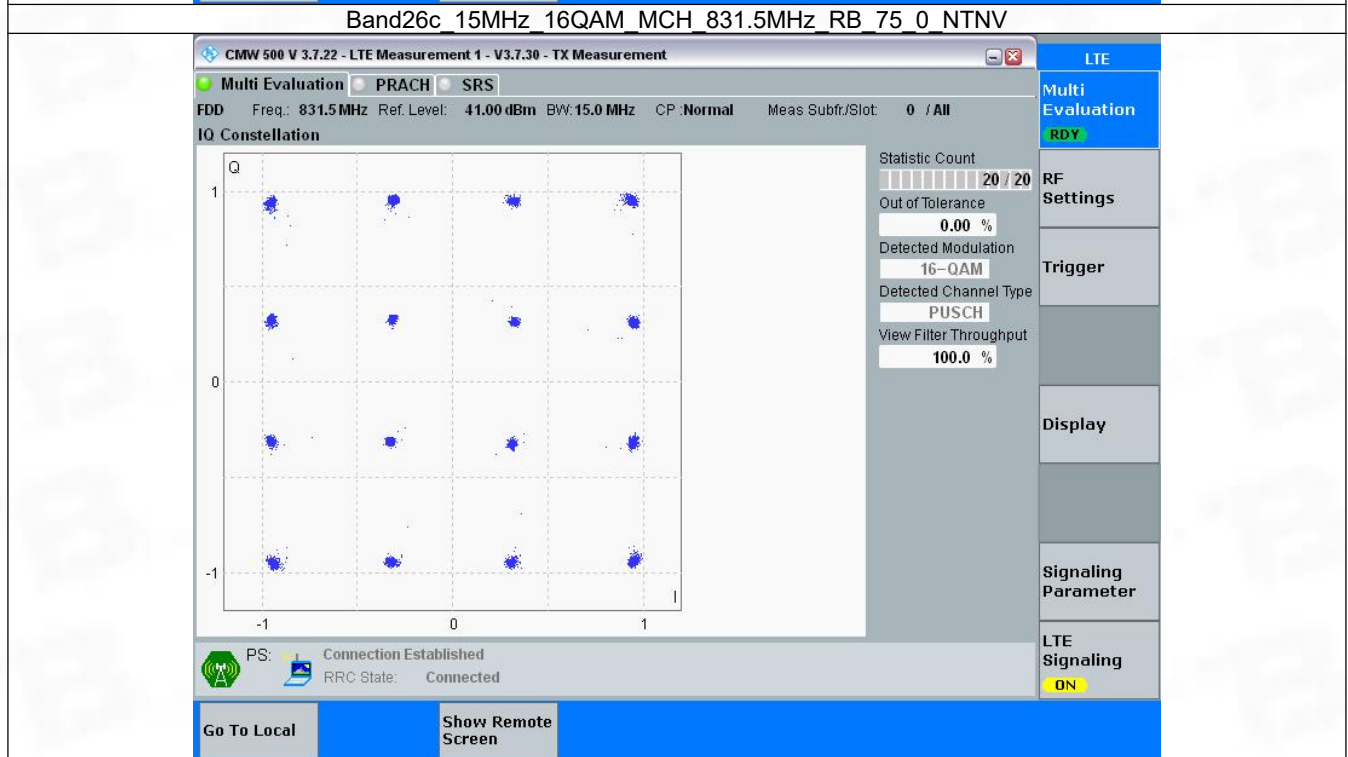
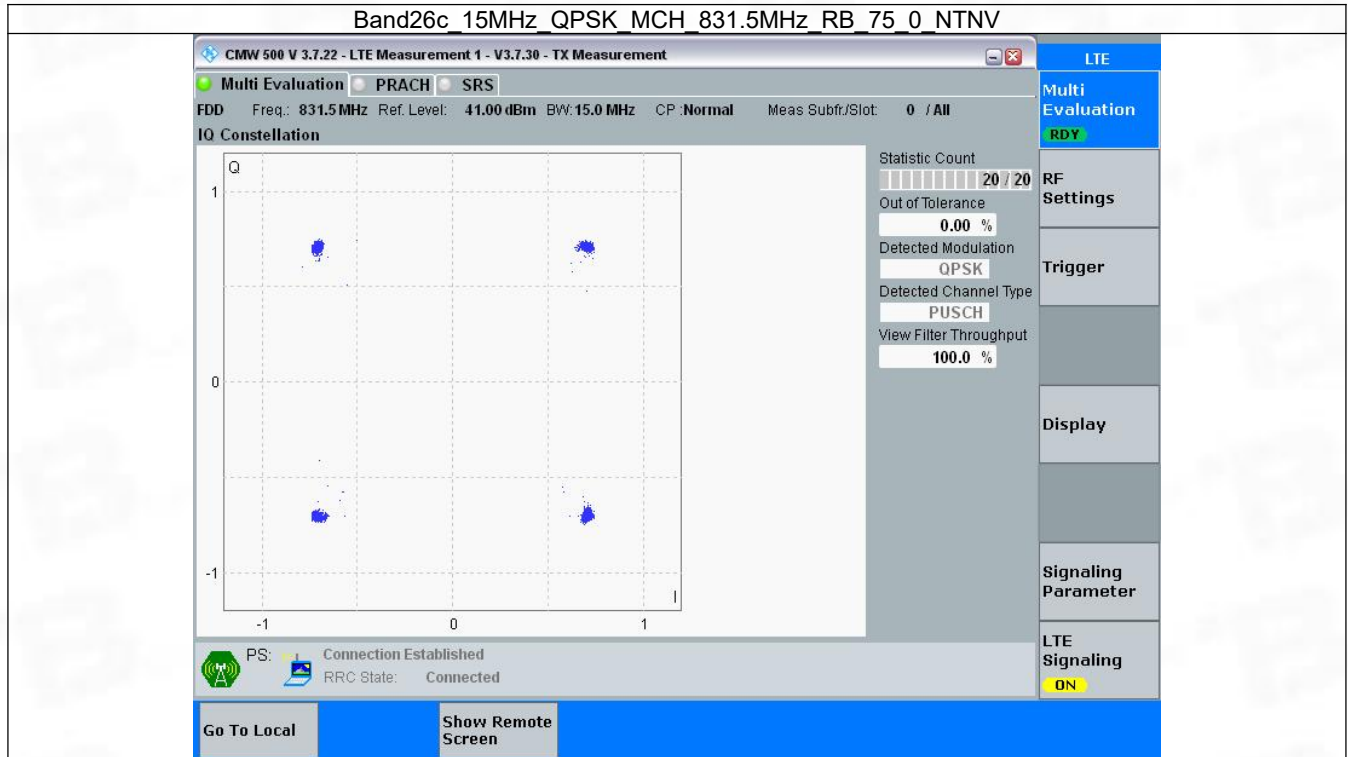
3. Modulation Characteristics

3.1 B26c_15MHz

3.1.1 Test Result

Band: 26c / Bandwidth: 15MHz / NTN						
Modulation	Frequency (MHz)	RB Allocation		Modulation Characteristics		Verdict
		Size	Offset	Result	Limit	
QPSK	831.5	75	0	Refer To Test Graph		Pass
16QAM	831.5	75	0	Refer To Test Graph		Pass

3.1.2 Test Graph



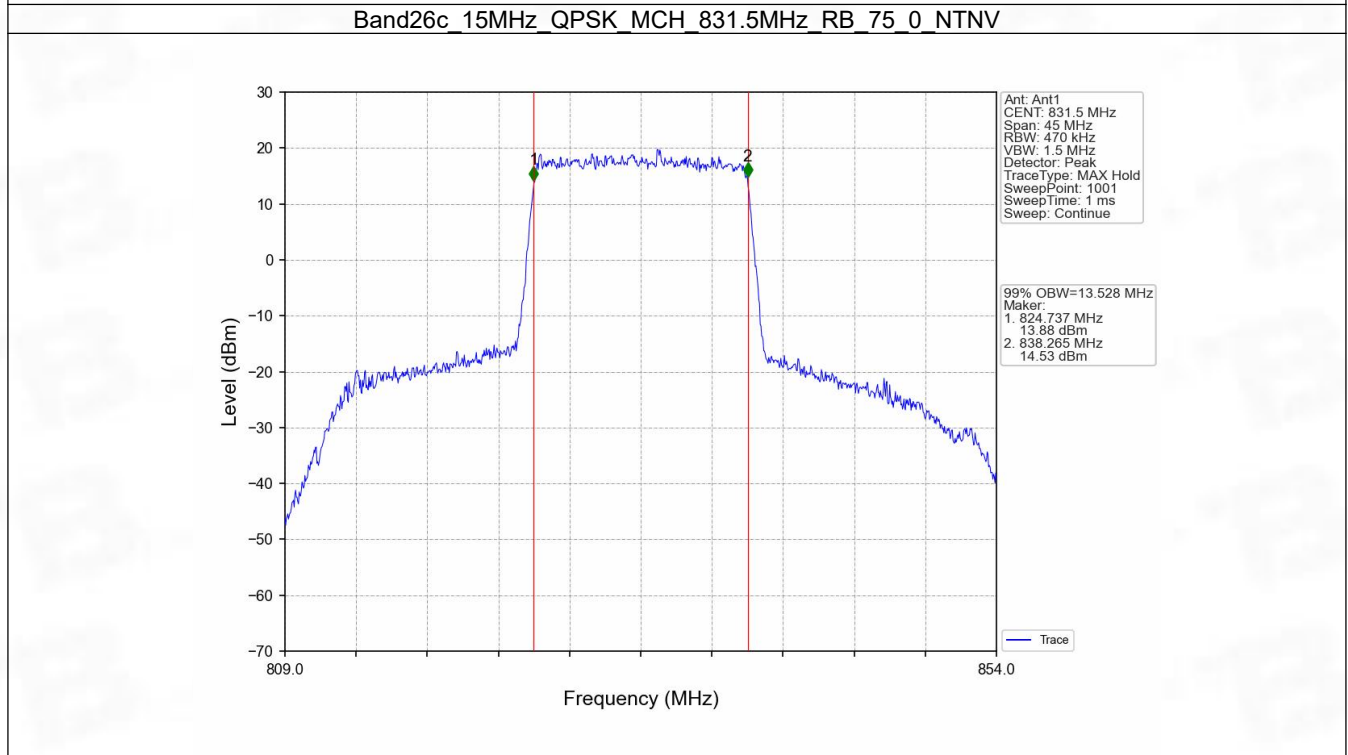
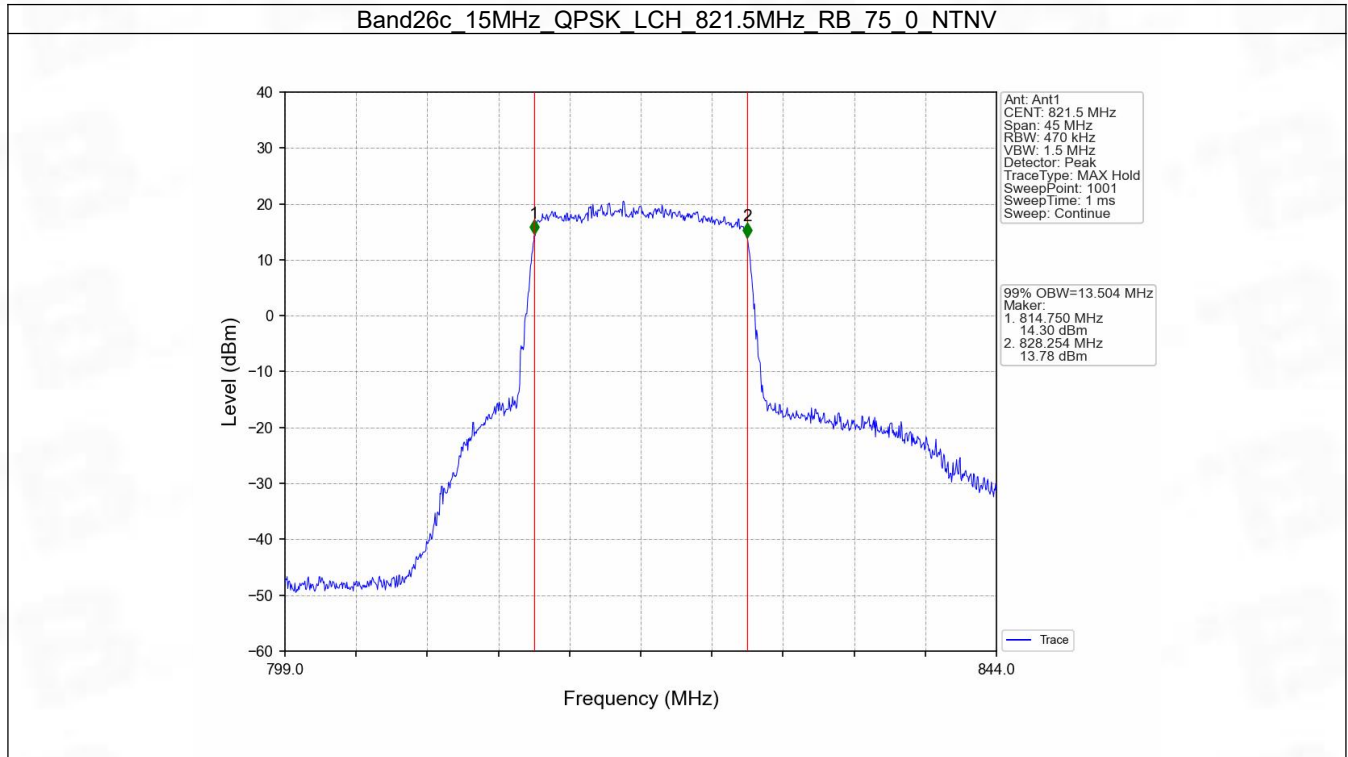
4. 99% & 26dB Bandwidth

4.1 Band26c_OBW

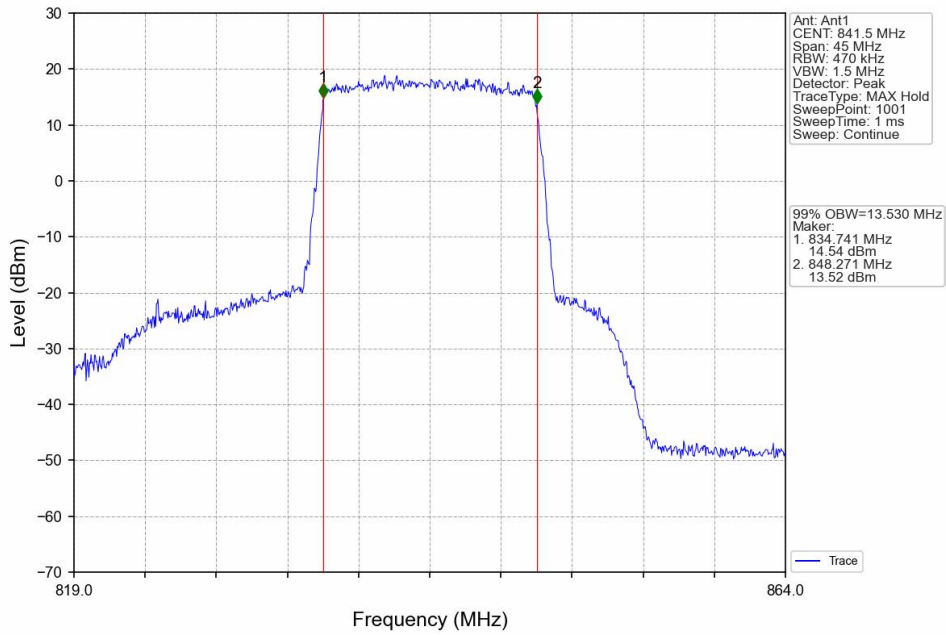
4.1.1 Test Result

Band: 26c / NTNV							
Bandwidth (MHz)	Modulation	Frequency (MHz)	RB Allocation		99% Occupied Bandwidth (MHz)		Verdict
			Size	Offset	Result	Limit	
15	QPSK	821.5	75	0	13.504	/	Pass
		831.5	75	0	13.528	/	Pass
		841.5	75	0	13.530	/	Pass
	16QAM	821.5	75	0	13.520	/	Pass
		831.5	75	0	13.555	/	Pass
		841.5	75	0	13.557	/	Pass

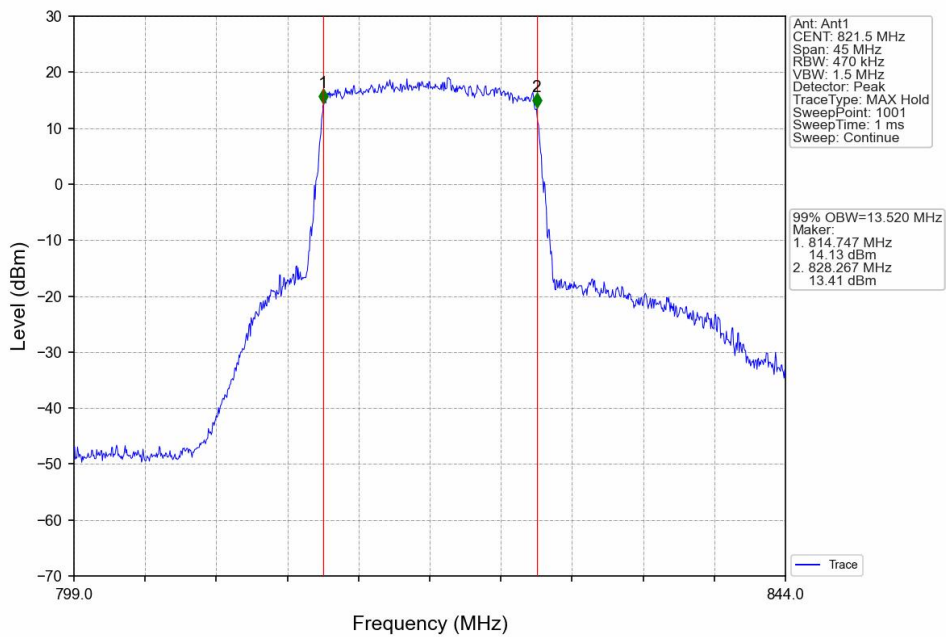
4.1.2 Test Graph



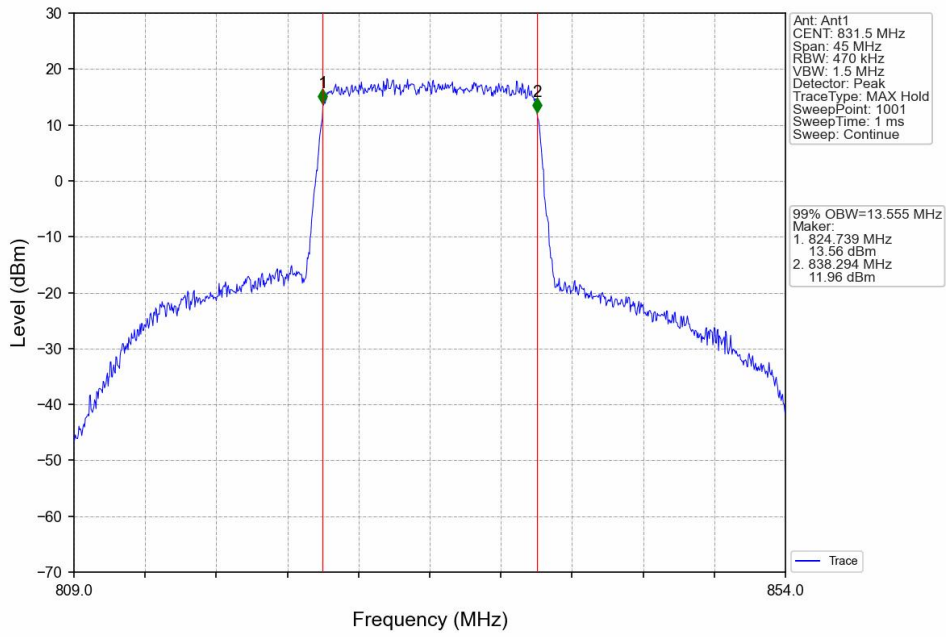
Band26c_15MHz_QPSK_HCH_841.5MHz_RB_75_0_NTNV



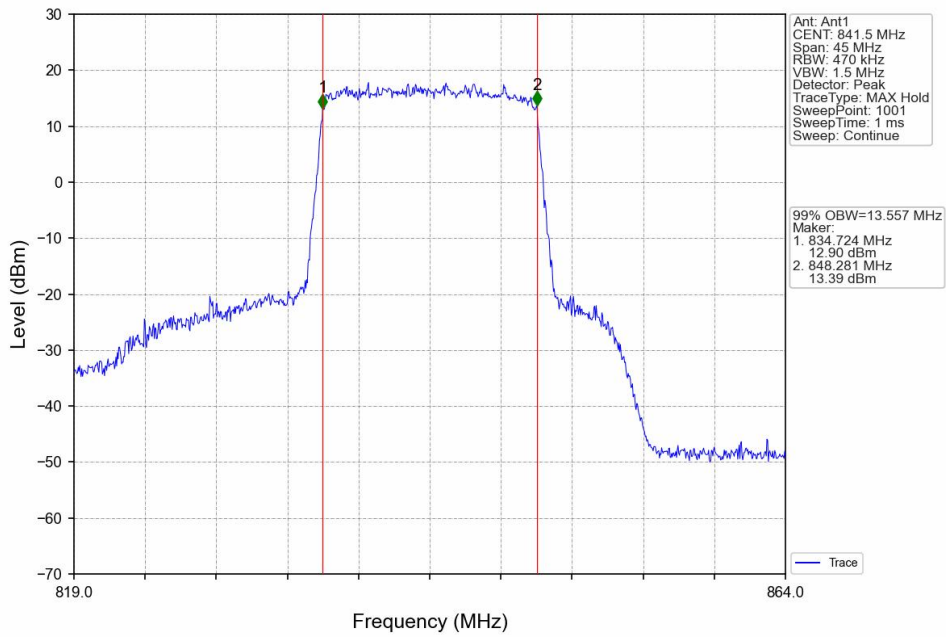
Band26c_15MHz_16QAM_LCH_821.5MHz_RB_75_0_NTNV



Band26c_15MHz_16QAM_MCH_831.5MHz_RB_75_0_NTNV



Band26c_15MHz_16QAM_HCH_841.5MHz_RB_75_0_NTNV

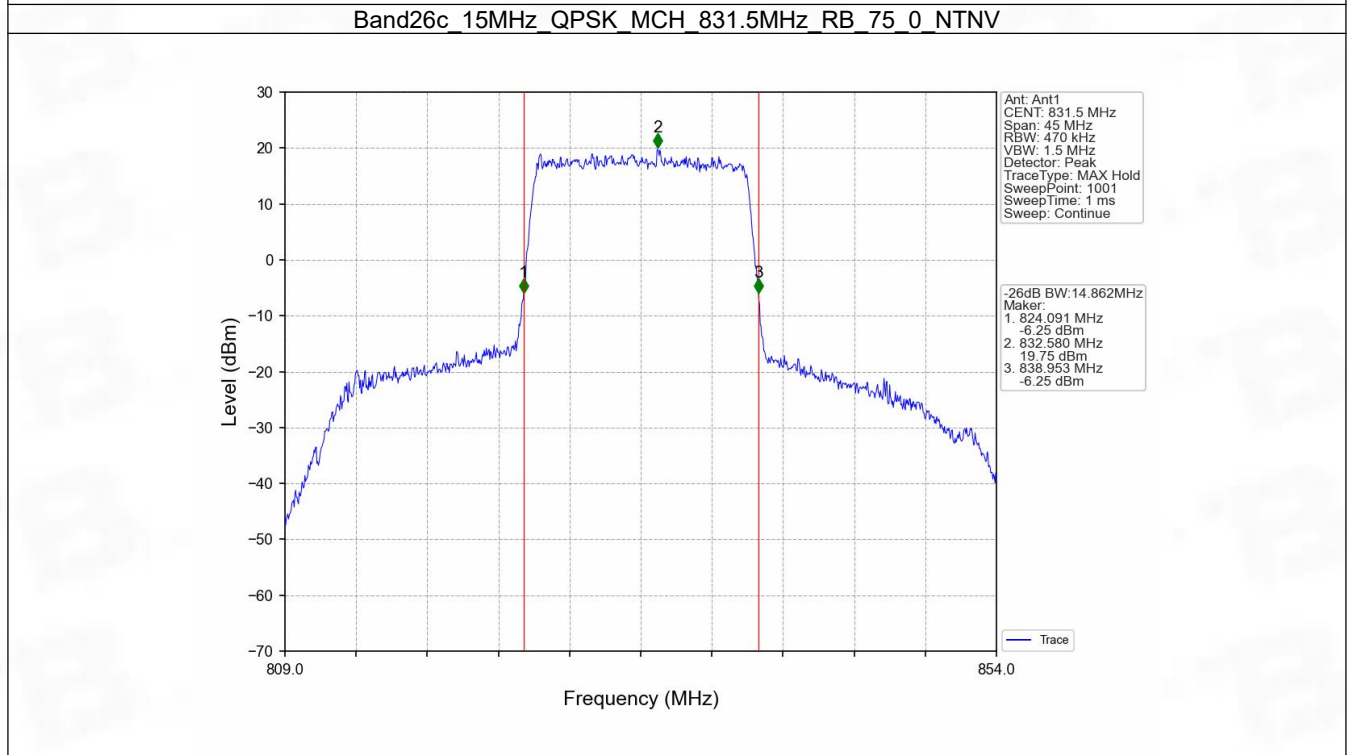
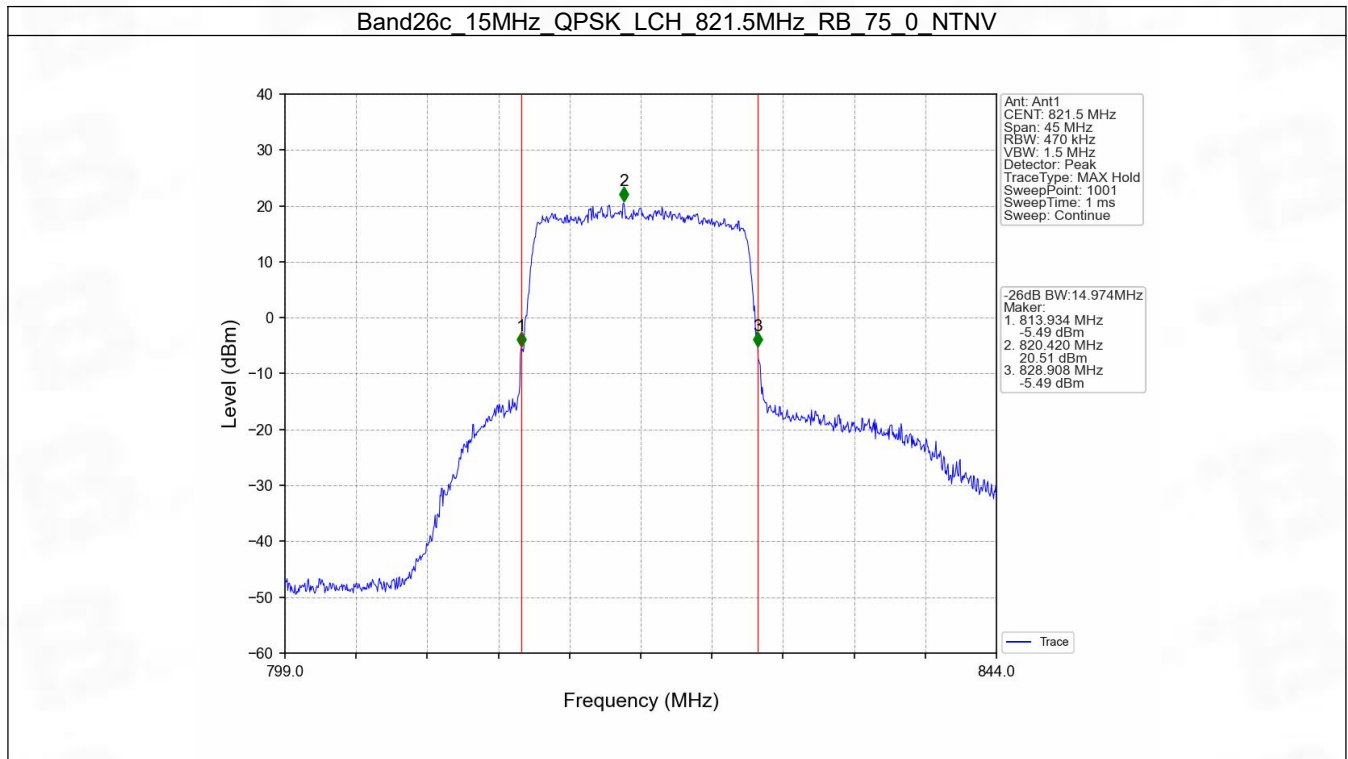


4.2 Band26c_XDB

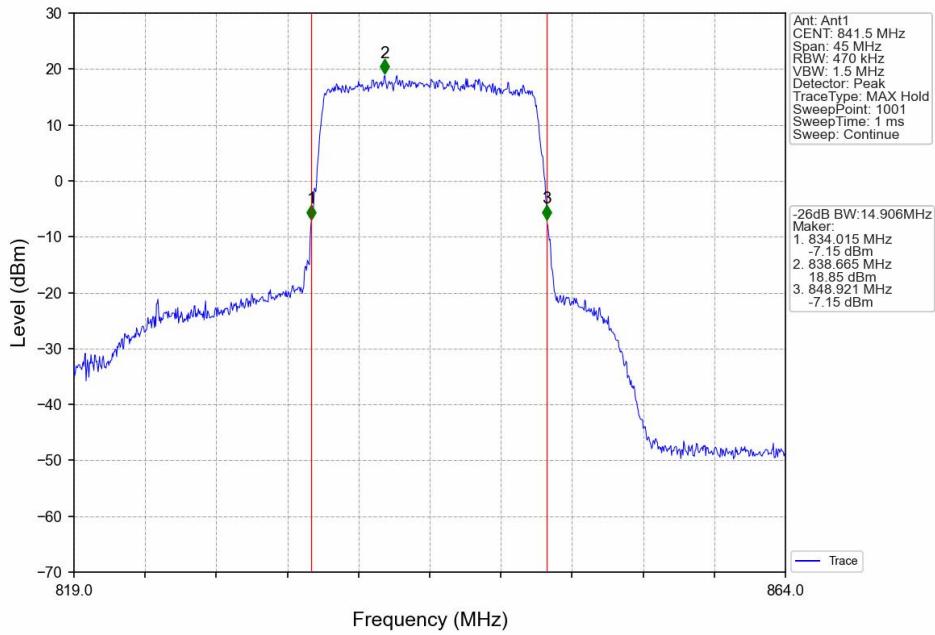
4.2.1 Test Result

Band: 26c / NTV							
Bandwidth (MHz)	Modulation	Frequency (MHz)	RB Allocation		26dB Bandwidth (MHz)		Verdict
			Size	Offset	Result	Limit	
15	QPSK	821.5	75	0	14.974	/	Pass
		831.5	75	0	14.862	/	Pass
		841.5	75	0	14.906	/	Pass
	16QAM	821.5	75	0	14.811	/	Pass
		831.5	75	0	15.004	/	Pass
		841.5	75	0	14.898	/	Pass

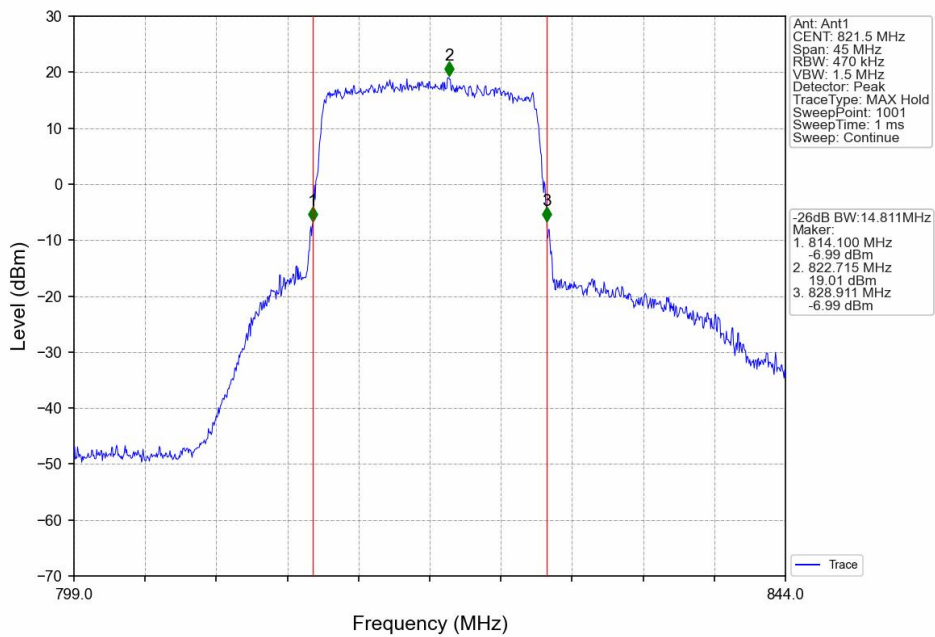
4.2.2 Test Graph



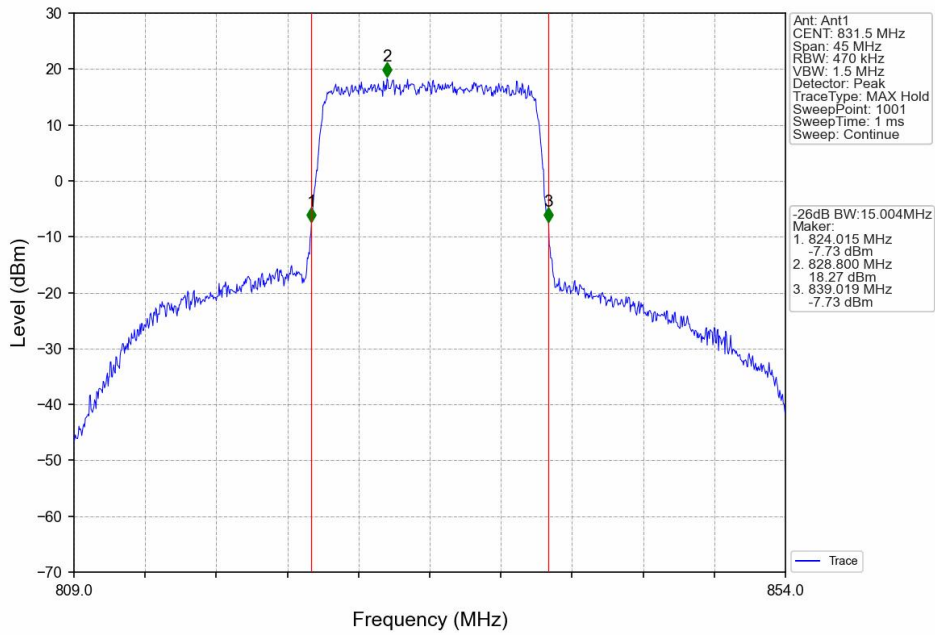
Band26c_15MHz_QPSK_HCH_841.5MHz_RB_75_0_NTNV



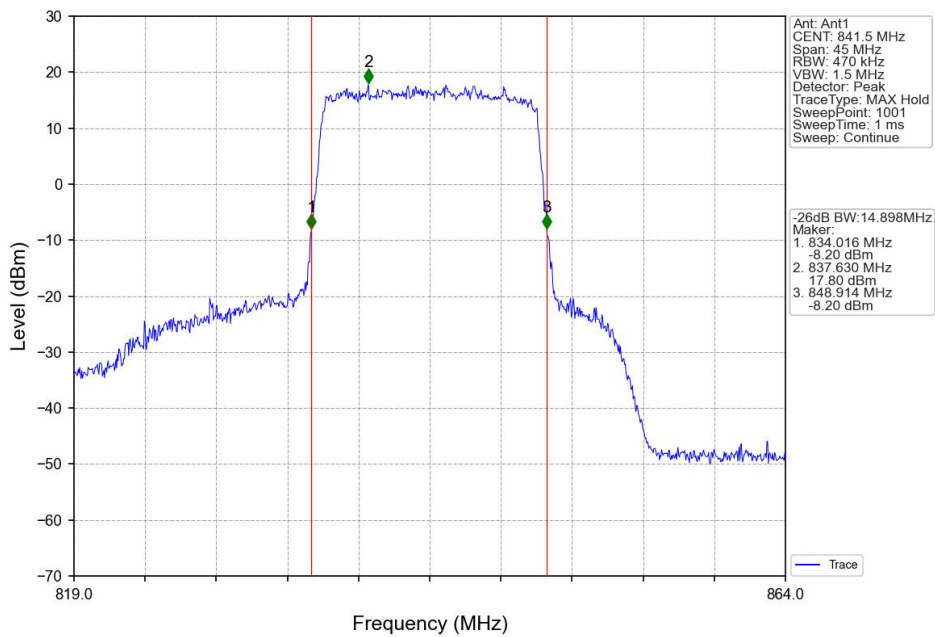
Band26c_15MHz_16QAM_LCH_821.5MHz_RB_75_0_NTNV



Band26c_15MHz_16QAM_MCH_831.5MHz_RB_75_0_NTNV



Band26c_15MHz_16QAM_HCH_841.5MHz_RB_75_0_NTNV



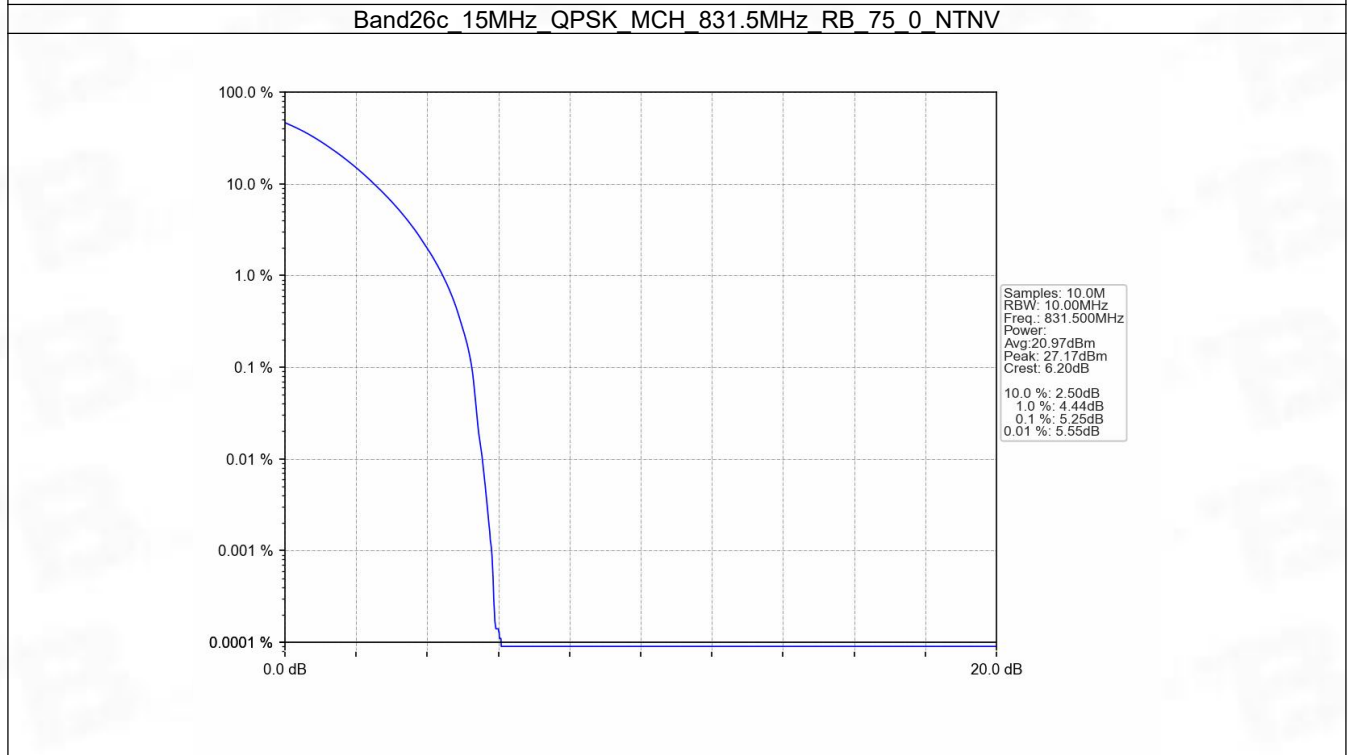
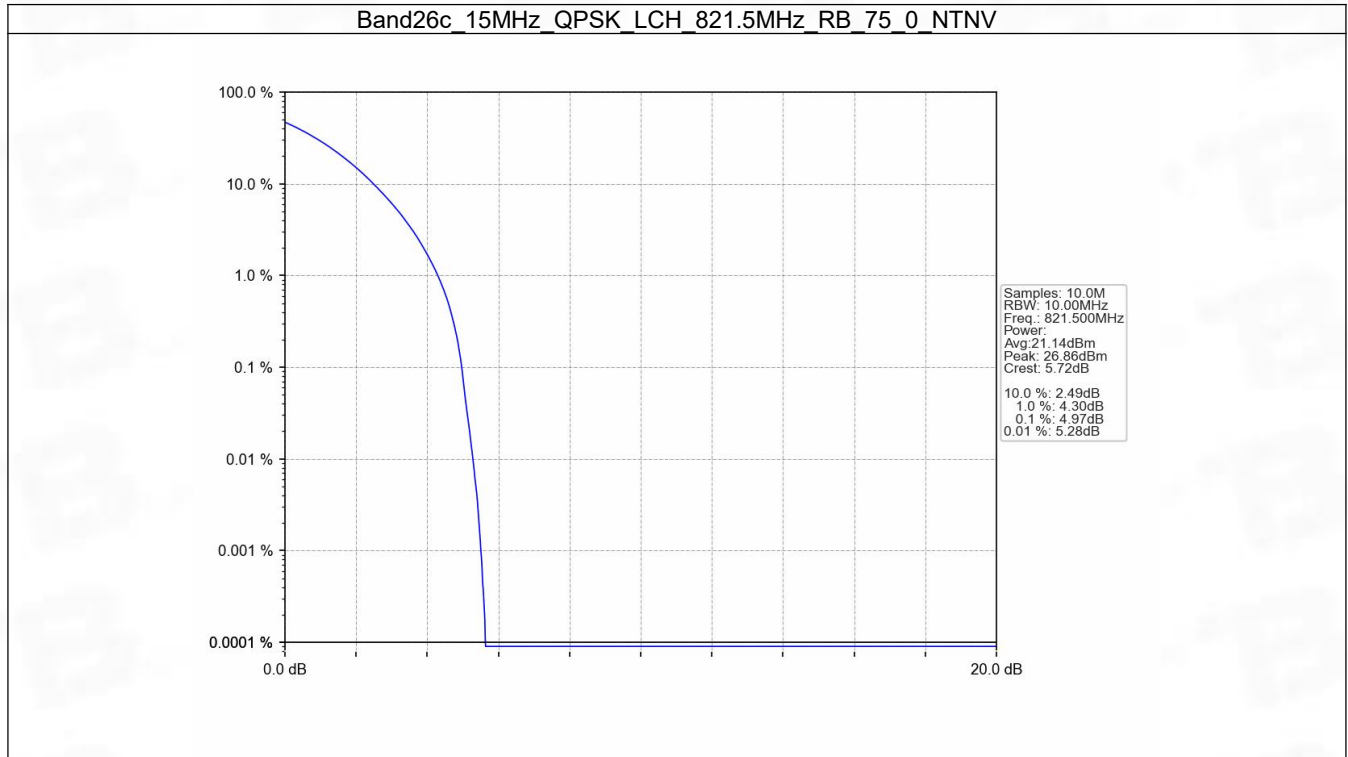
5. Peak-Average Ratio

5.1 B26c_15MHz

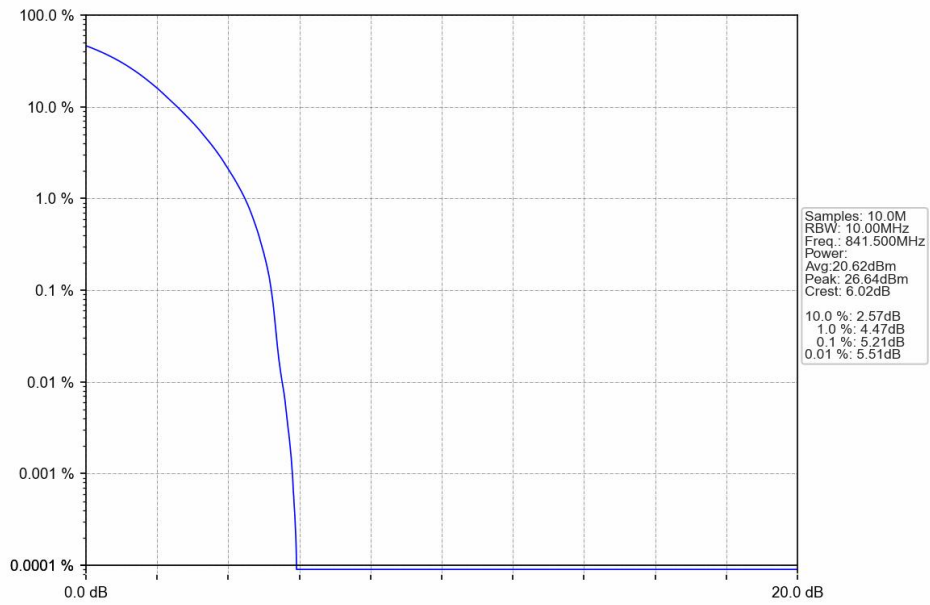
5.1.1 Test Result

Band: 26c / Bandwidth: 15MHz / NTN						
Modulation	Frequency (MHz)	RB Allocation		Peak-Average Ratio (dB)		Verdict
		Size	Offset	Result	Limit	
QPSK	821.5	75	0	4.97	<=13	Pass
	831.5	75	0	5.25	<=13	Pass
	841.5	75	0	5.21	<=13	Pass
16QAM	821.5	75	0	5.83	<=13	Pass
	831.5	75	0	6.03	<=13	Pass
	841.5	75	0	6.09	<=13	Pass

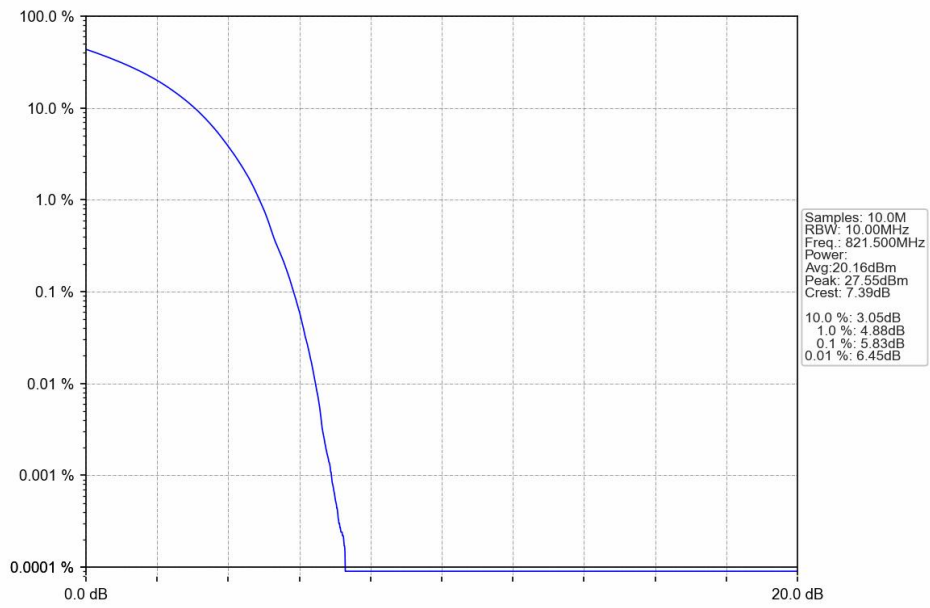
5.1.2 Test Graph



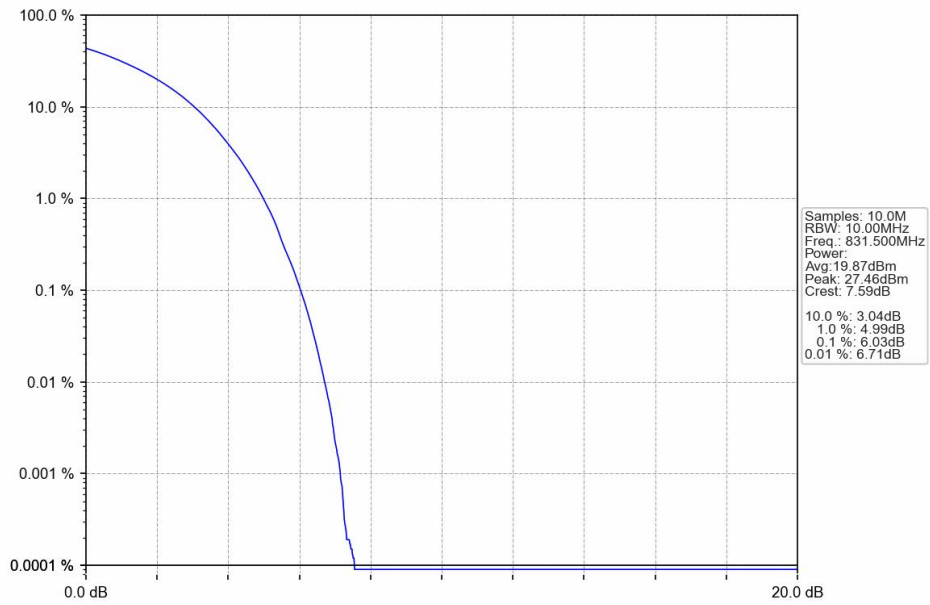
Band26c_15MHz_QPSK_HCH_841.5MHz_RB_75_0_NTNV



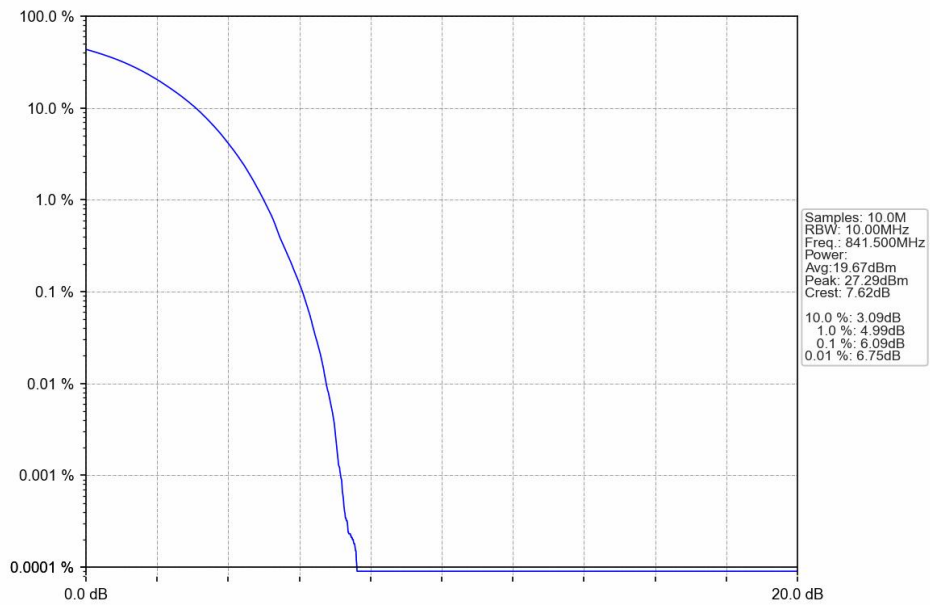
Band26c_15MHz_16QAM_LCH_821.5MHz_RB_75_0_NTNV



Band26c 15MHz 16QAM MCH 831.5MHz RB 75 0 NTN



Band26c 15MHz 16QAM HCH 841.5MHz RB 75 0 NTN



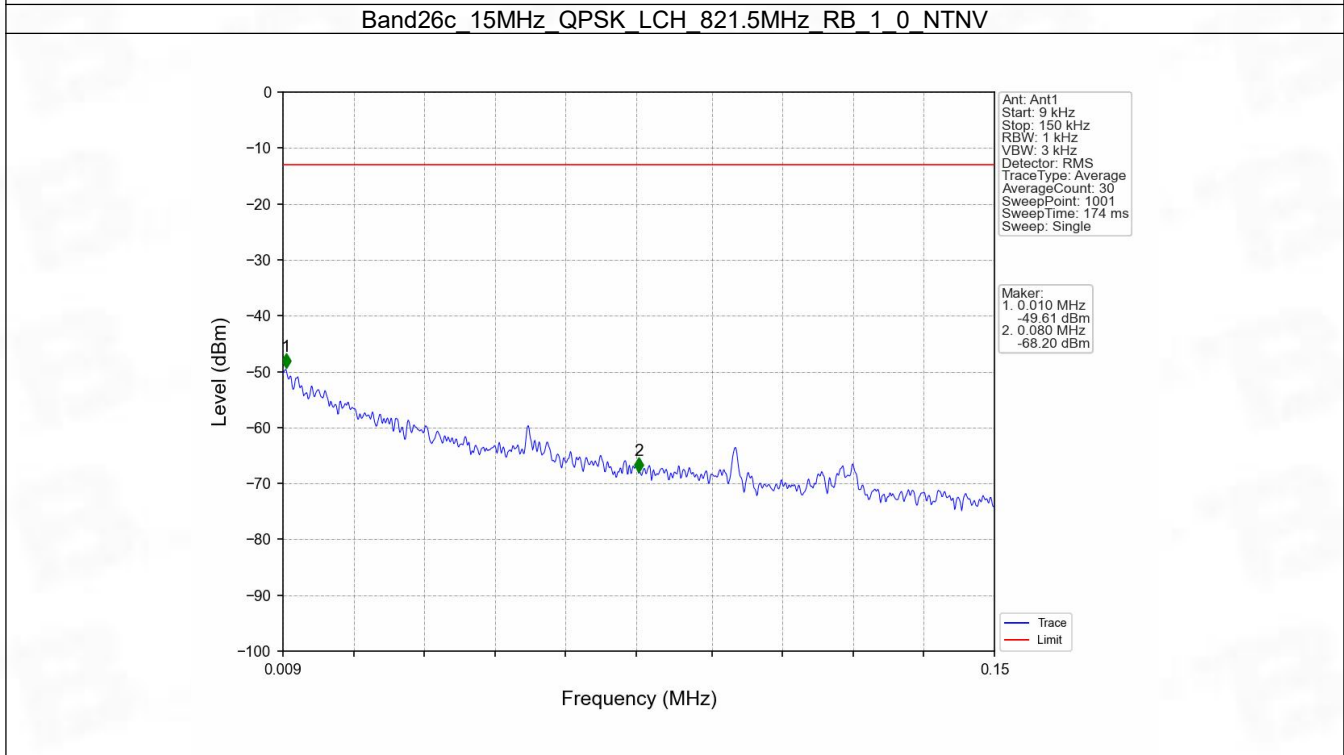
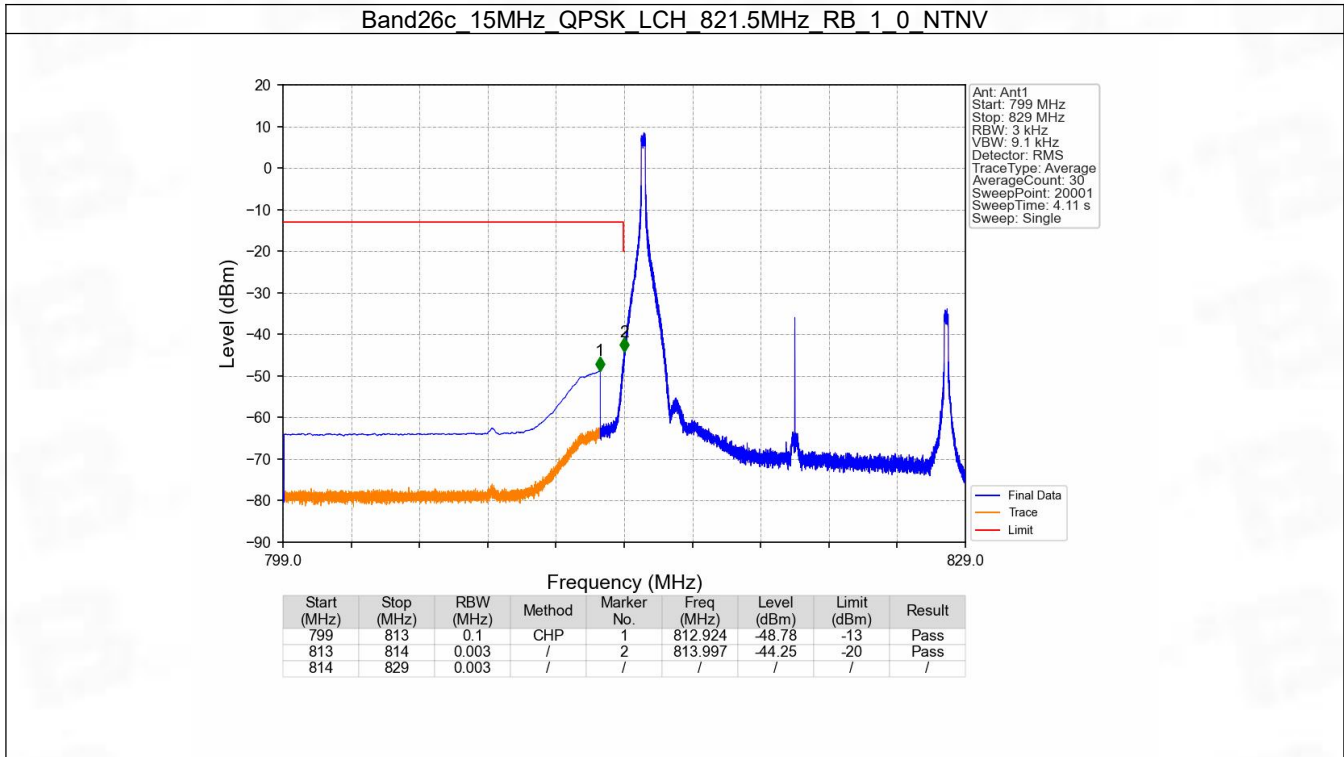
6. Spurious Emission

6.1 B26c_15MHz

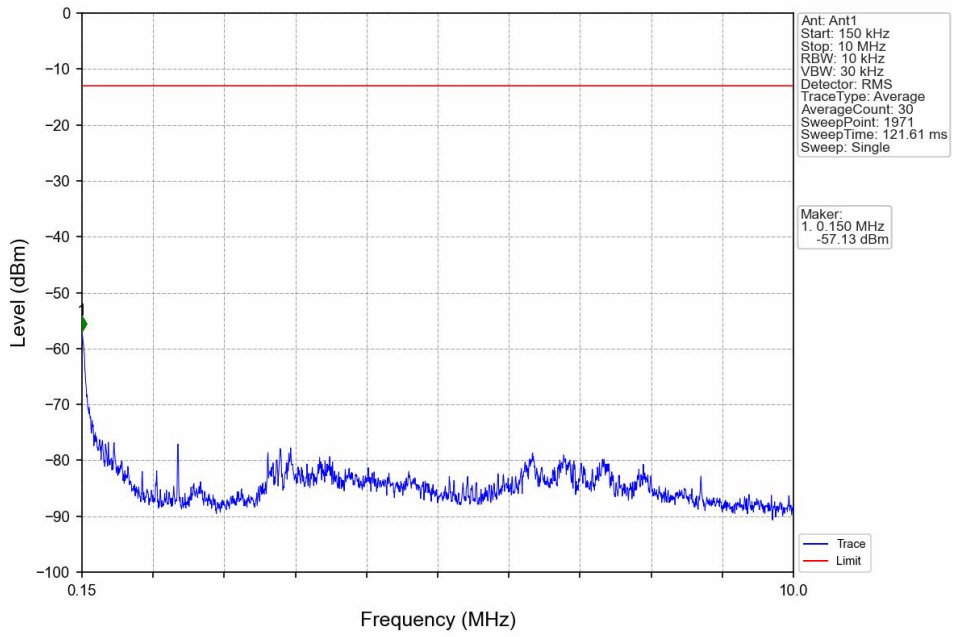
6.1.1 Test Result

Band: 26c / Bandwidth: 15MHz / NTN						
Modulation	Frequency (MHz)	RB Allocation		Spurious Emission		Verdict
		Size	Offset	Result	Limit	
QPSK	821.5	1	0	Refer To Test Graph		Pass
		75	0	Refer To Test Graph		Pass
	841.5	1	0	Refer To Test Graph		Pass
		1	74	Refer To Test Graph		Pass
			75	0	Refer To Test Graph	
		75	0	Refer To Test Graph		Pass
16QAM	821.5	1	0	Refer To Test Graph		Pass
		75	0	Refer To Test Graph		Pass
	841.5	1	0	Refer To Test Graph		Pass
		1	74	Refer To Test Graph		Pass
			75	0	Refer To Test Graph	
		75	0	Refer To Test Graph		Pass

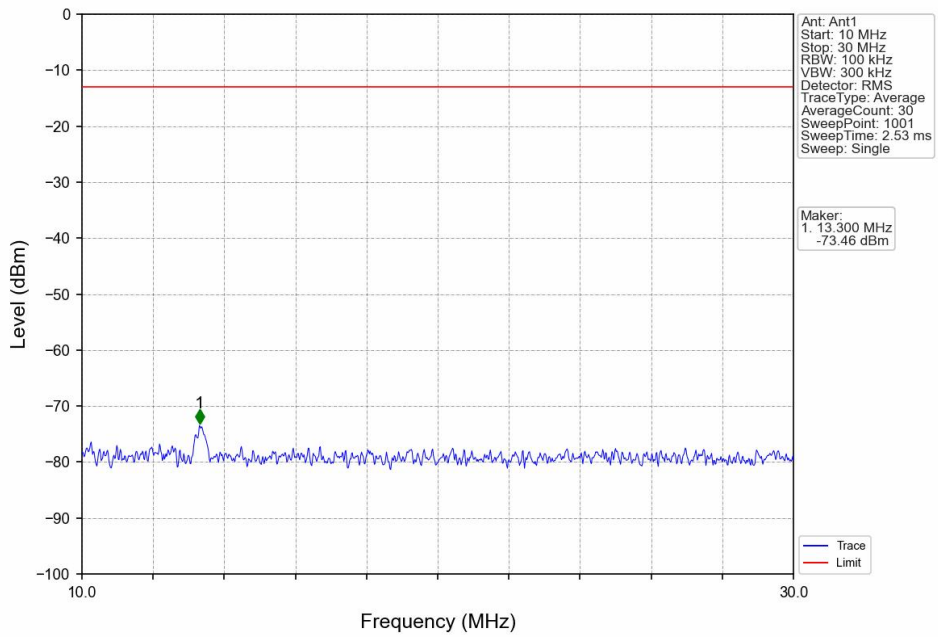
6.1.2 Test Graph



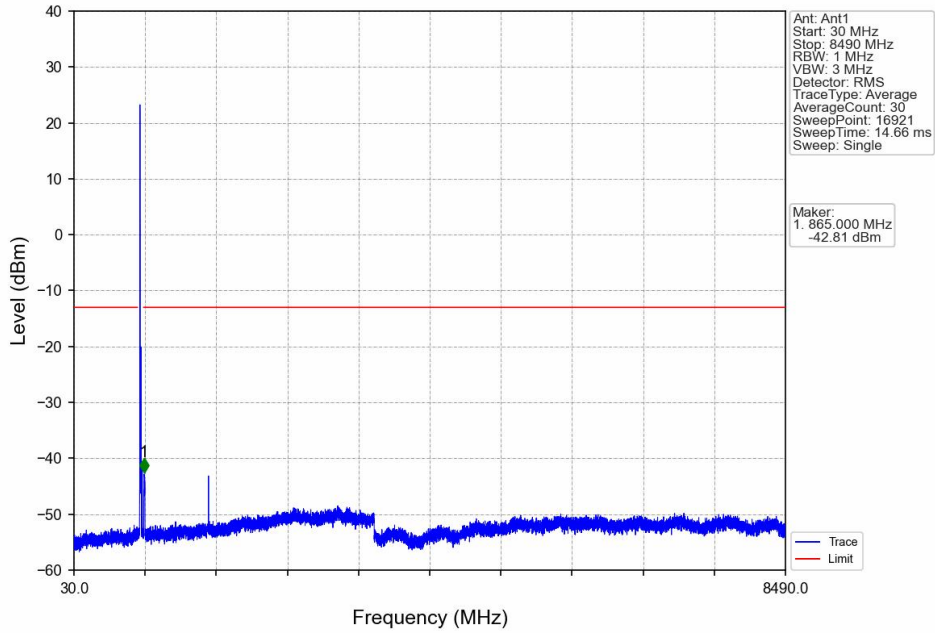
Band26c_15MHz_QPSK_LCH_821.5MHz_RB_1_0_NTV



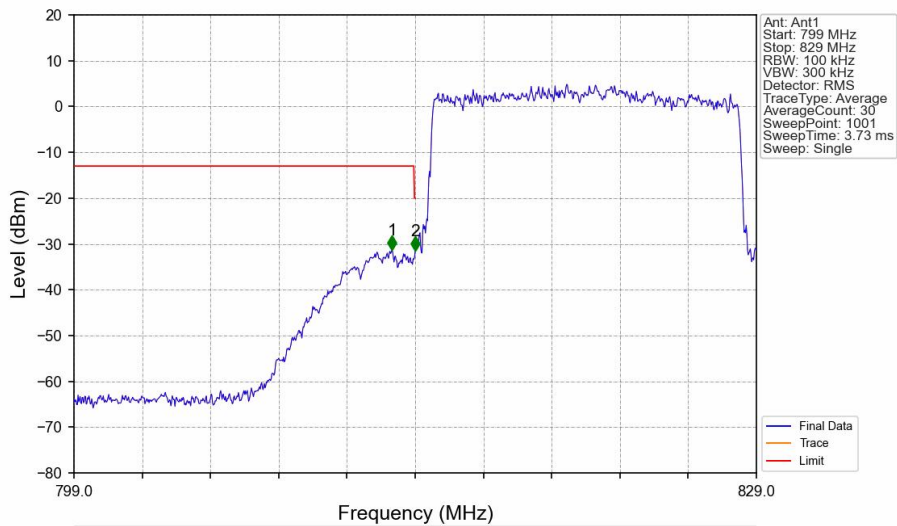
Band26c_15MHz_QPSK_LCH_821.5MHz_RB_1_0_NTV



Band26c_15MHz_QPSK_LCH_821.5MHz_RB_1_0_NTNV

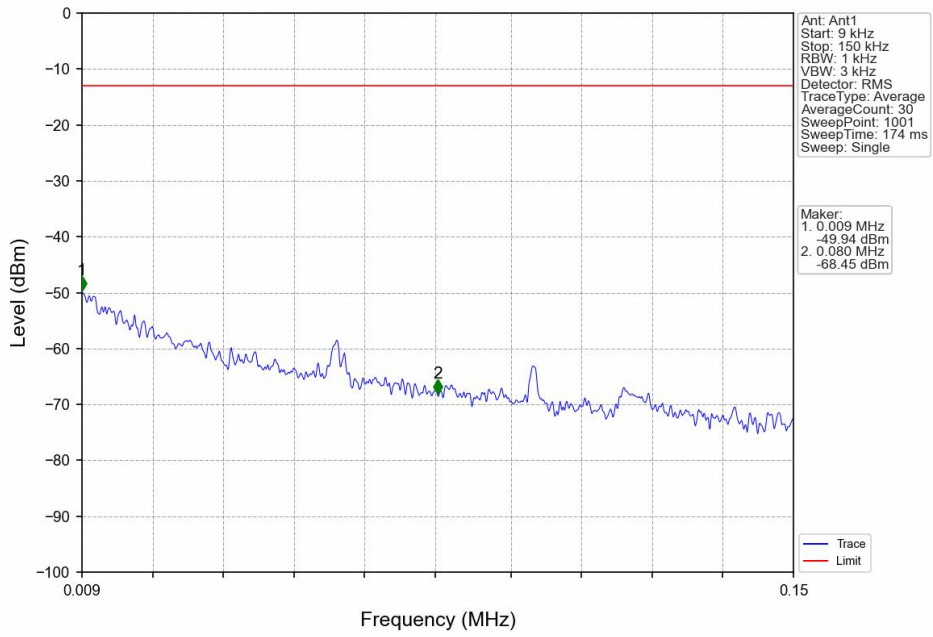


Band26c_15MHz_QPSK_LCH_821.5MHz_RB_75_0_NTNV

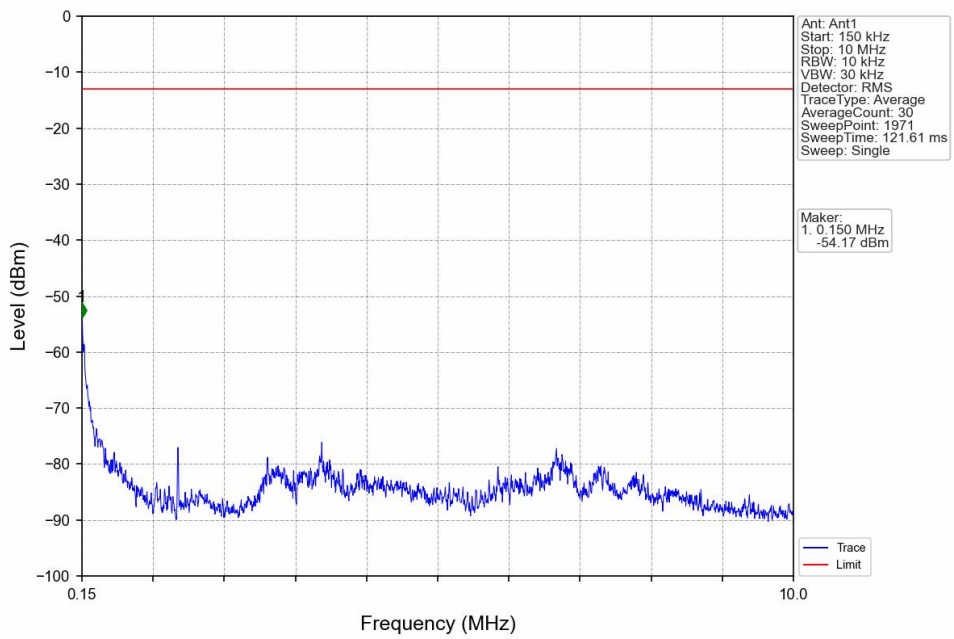


Start (MHz)	Stop (MHz)	RBW (MHz)	Method	Marker No.	Freq (MHz)	Level (dBm)	Limit (dBm)	Result
799	813	0.1	/	1	812.980	-31.34	-13	Pass
813	814	0.15	/	2	814.000	-31.50	-20	Pass
814	829	0.15	/	/	/	/	/	/

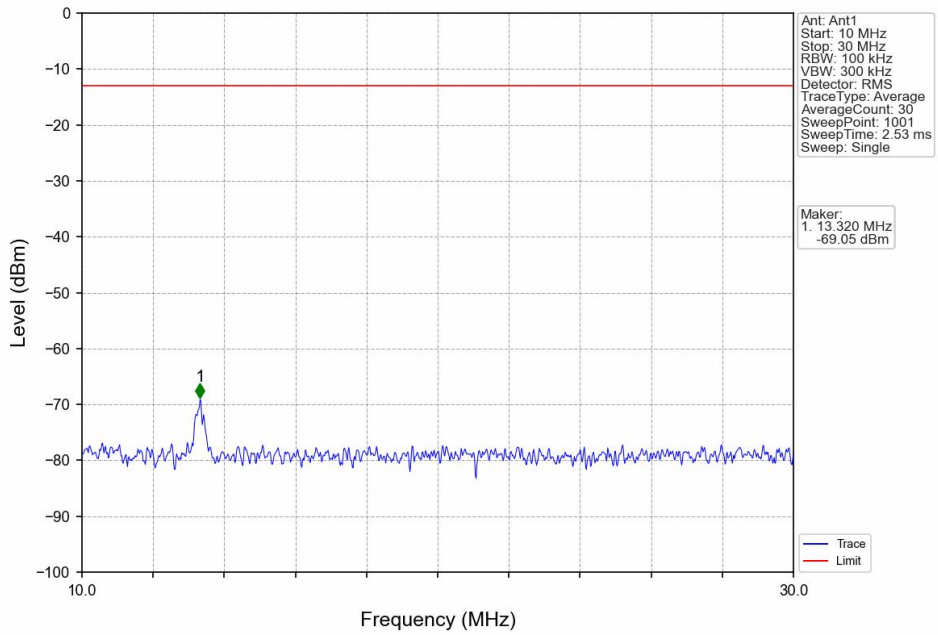
Band26c_15MHz_QPSK_MCH_831.5MHz_RB_1_0_NTNV



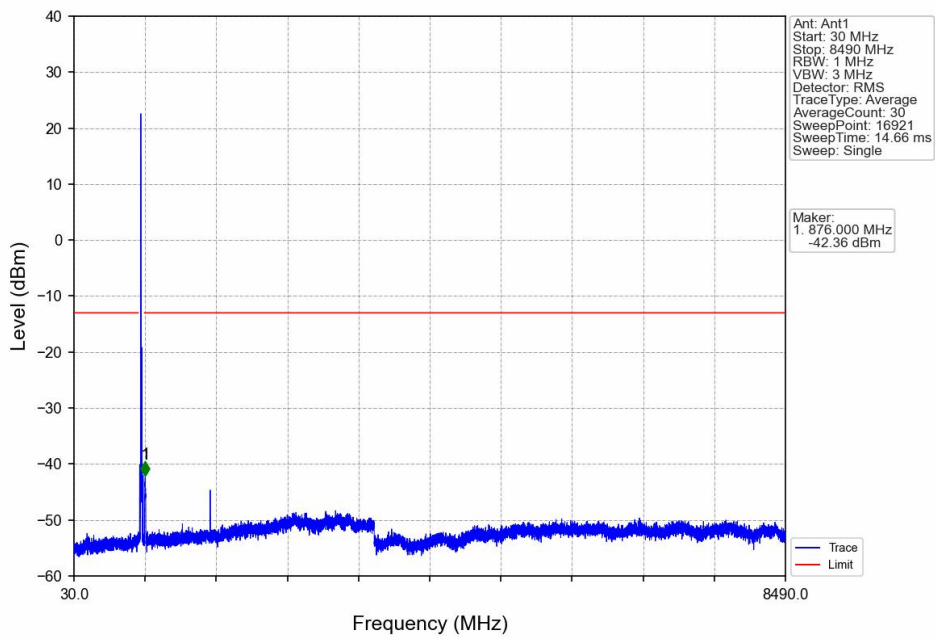
Band26c_15MHz_QPSK_MCH_831.5MHz_RB_1_0_NTNV



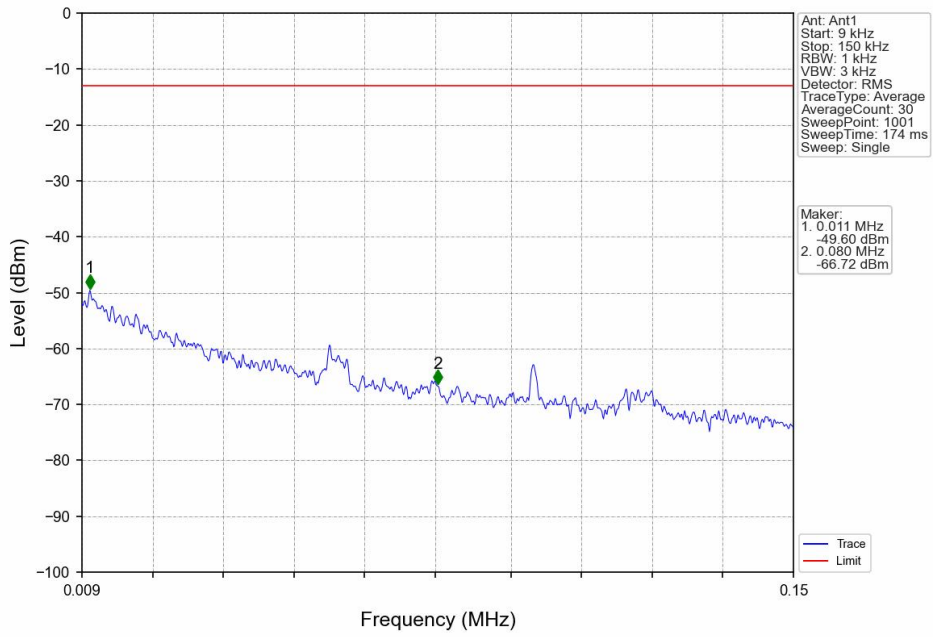
Band26c_15MHz_QPSK_MCH_831.5MHz_RB_1_0_NTNV



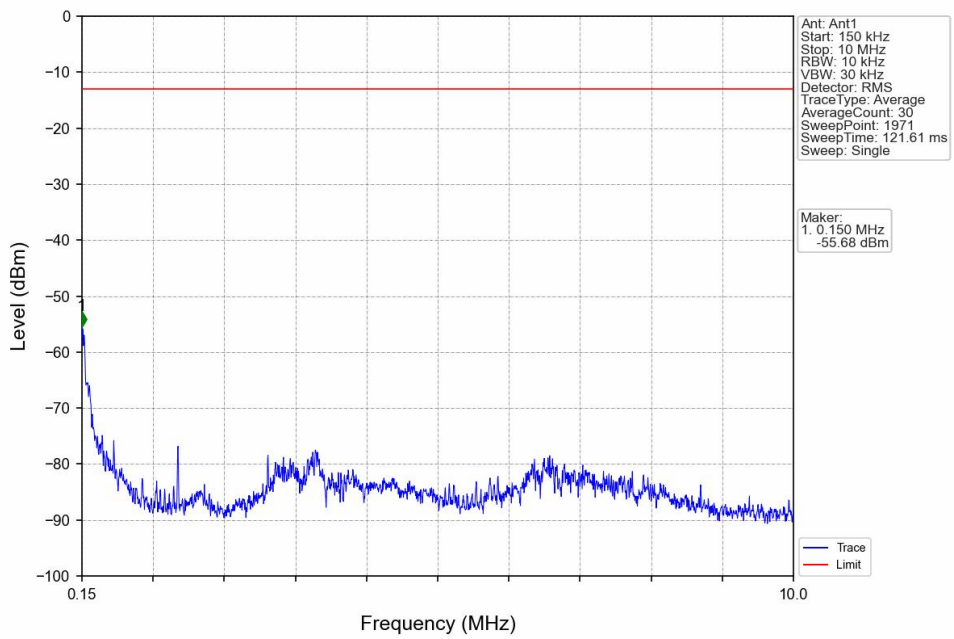
Band26c_15MHz_QPSK_MCH_831.5MHz_RB_1_0_NTNV



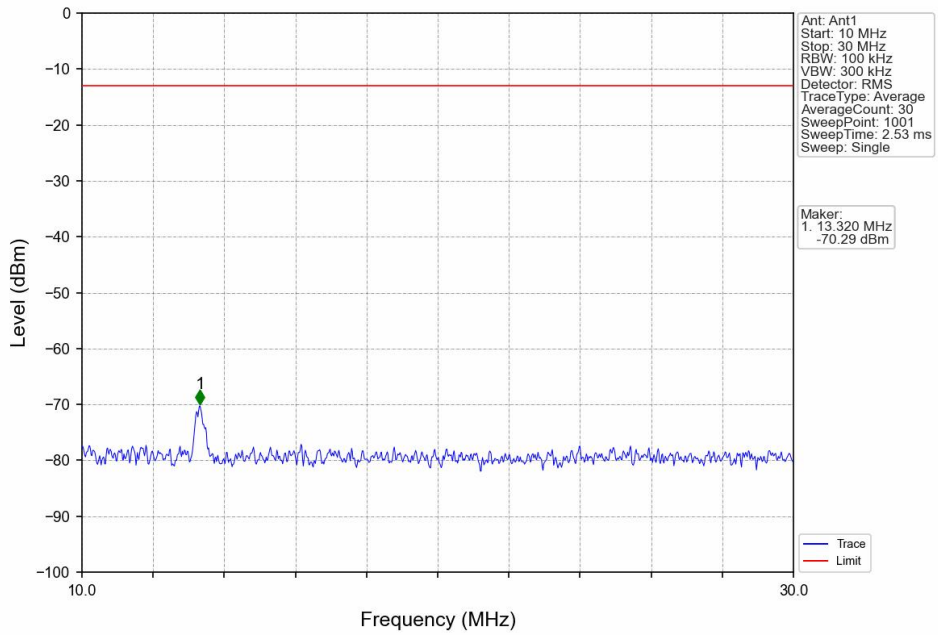
Band26c 15MHz QPSK HCH 841.5MHz RB 1 0 NTV



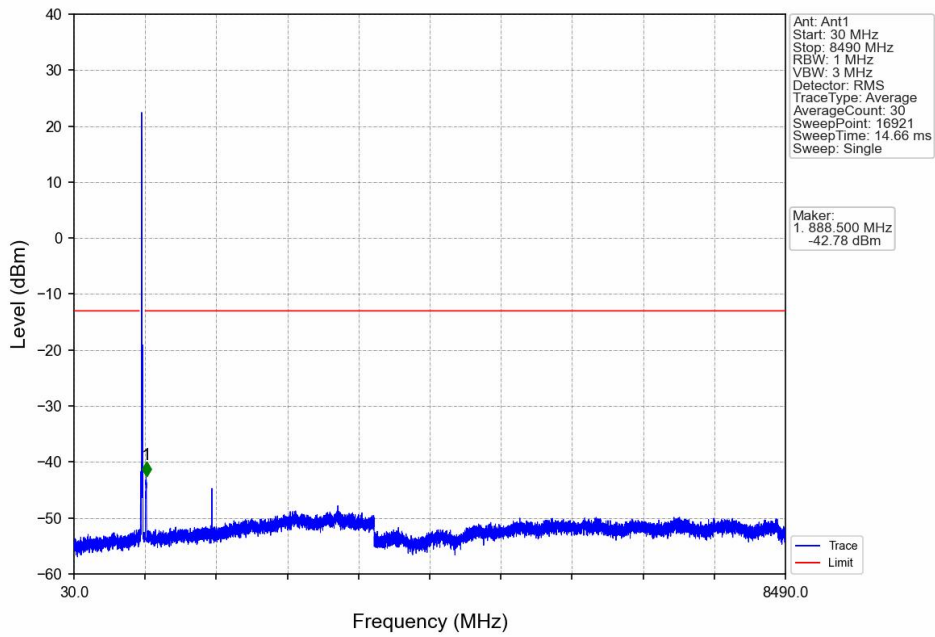
Band26c 15MHz QPSK HCH 841.5MHz RB 1 0 NTV



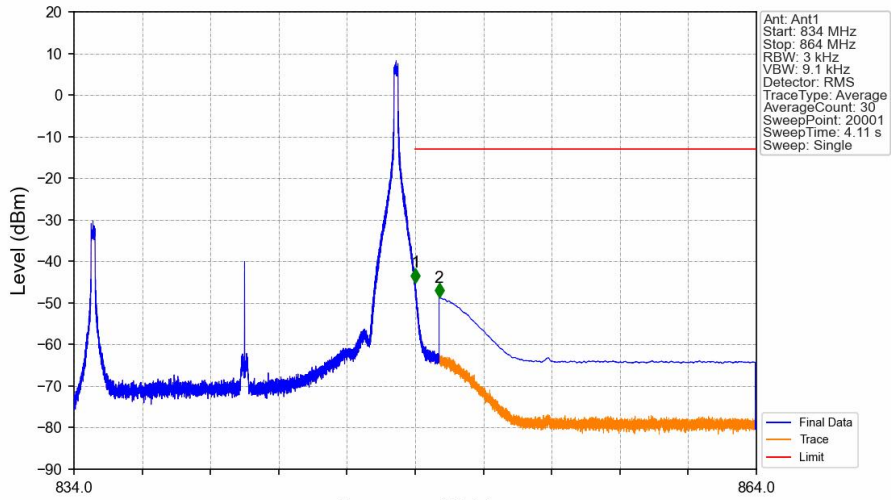
Band26c 15MHz QPSK HCH 841.5MHz RB 1 0 NTV



Band26c 15MHz QPSK HCH 841.5MHz RB 1 0 NTV

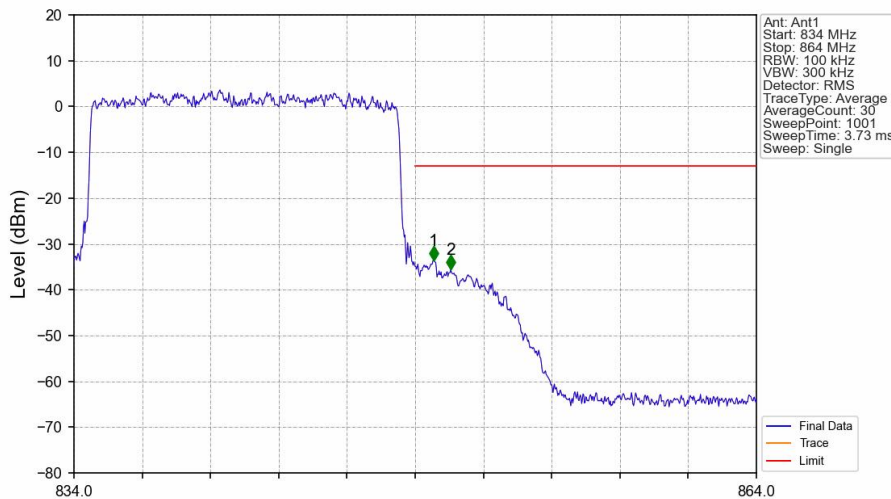


Band26c_15MHz_QPSK_HCH_841.5MHz_RB_1_74_NTNV



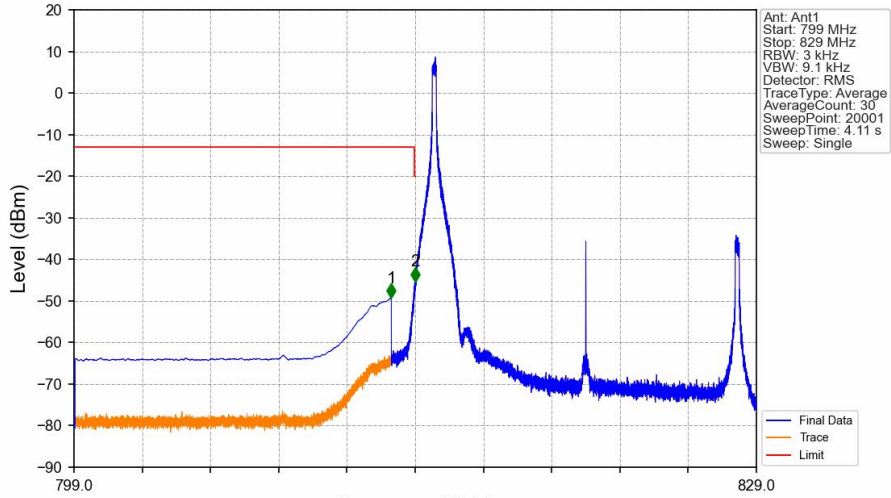
Start (MHz)	Stop (MHz)	RBW (MHz)	Method	Marker No.	Freq (MHz)	Level (dBm)	Limit (dBm)	Result
834	849	0.003	/	/	/	/	/	/
849	850	0.003	/	1	849.006	-45.10	-13	Pass
850	864	0.1	CHP	2	850.052	-48.73	-13	Pass

Band26c_15MHz_QPSK_HCH_841.5MHz_RB_75_0_NTNV



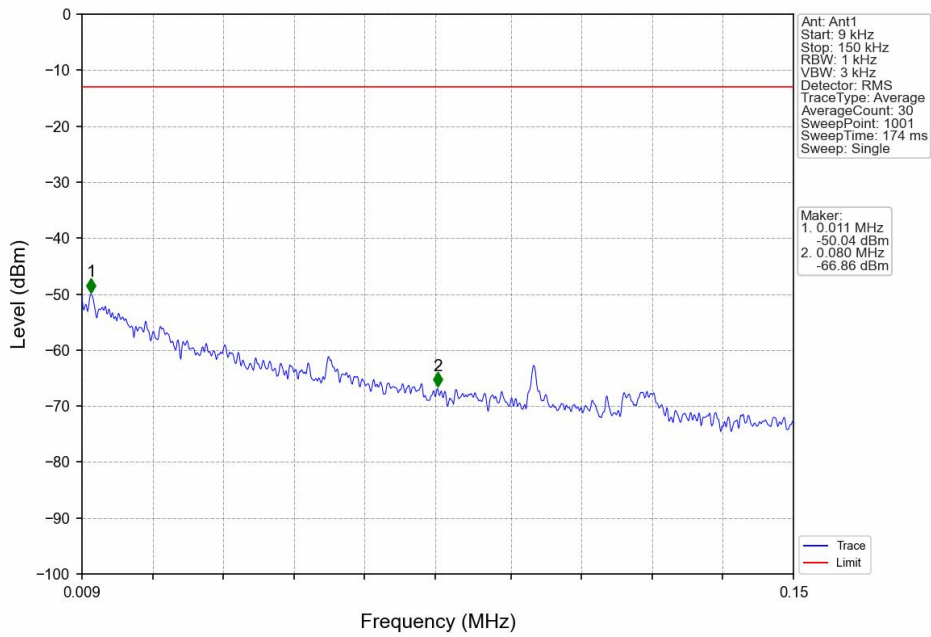
Start (MHz)	Stop (MHz)	RBW (MHz)	Method	Marker No.	Freq (MHz)	Level (dBm)	Limit (dBm)	Result
834	849	0.149	/	/	/	/	/	/
849	850	0.149	/	1	849.810	-33.65	-13	Pass
850	864	0.1	/	2	850.560	-35.60	-13	Pass

Band26c_15MHz_16QAM_LCH_821.5MHz_RB_1_0_NTNV

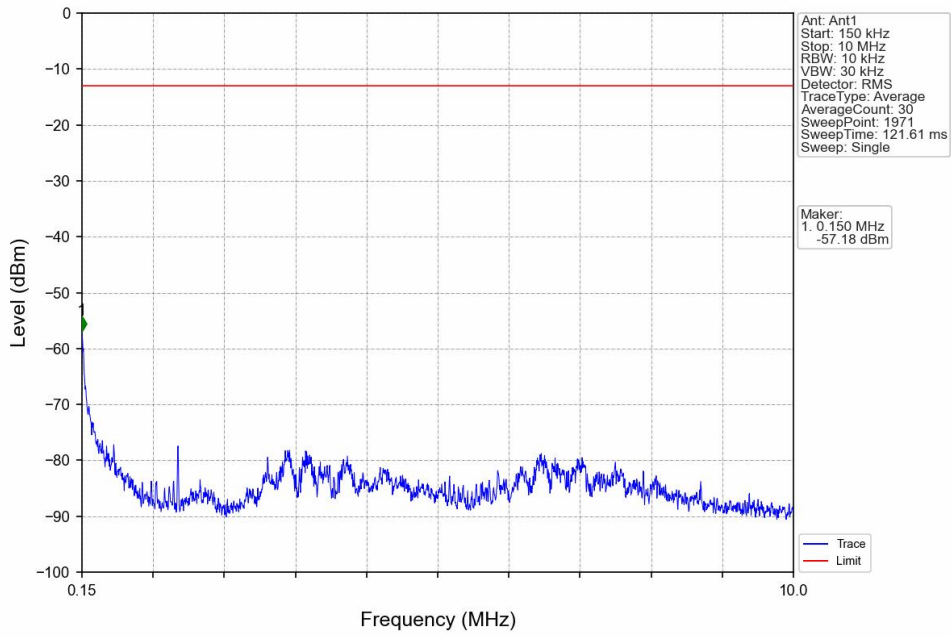


Start (MHz)	Stop (MHz)	RBW (MHz)	Method	Marker No.	Freq (MHz)	Level (dBm)	Limit (dBm)	Result
799	813	0.1	CHP	1	812.947	-49.33	-13	Pass
813	814	0.003	/	2	813.997	-45.28	-20	Pass
814	829	0.003	/	/	/	/	/	/

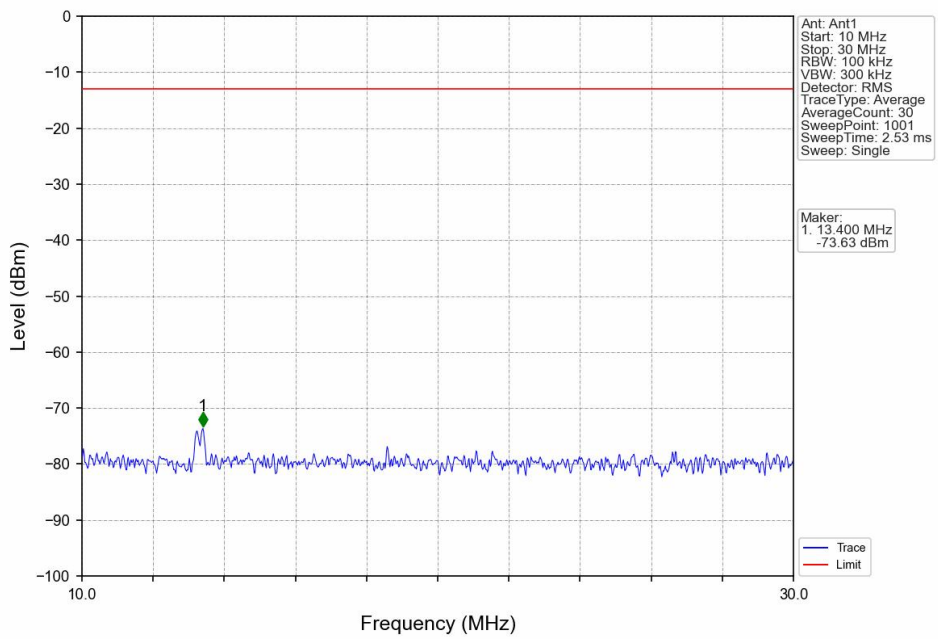
Band26c_15MHz_16QAM_LCH_821.5MHz_RB_1_0_NTNV



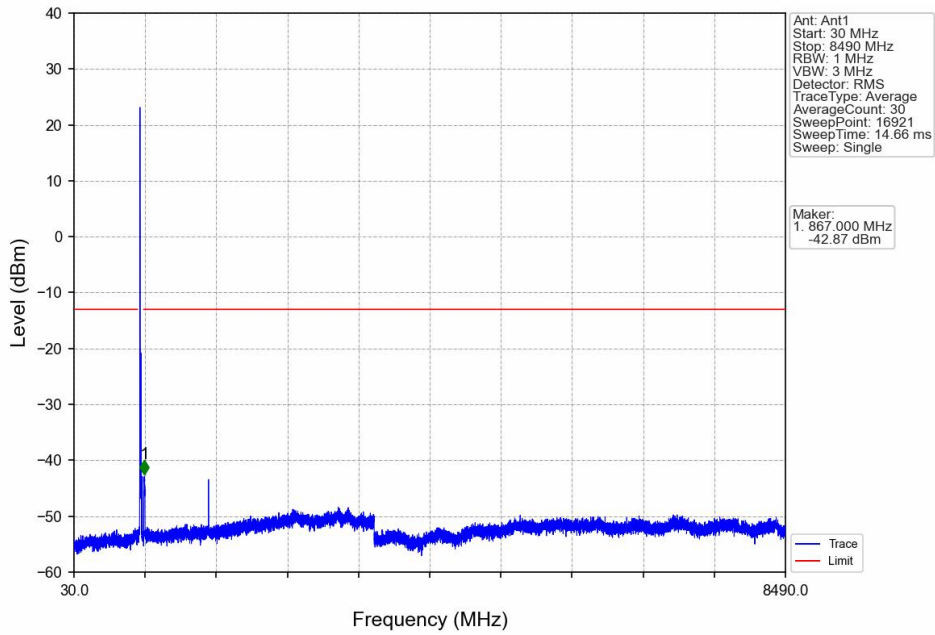
Band26c_15MHz_16QAM_LCH_821.5MHz_RB_1_0_NTNV



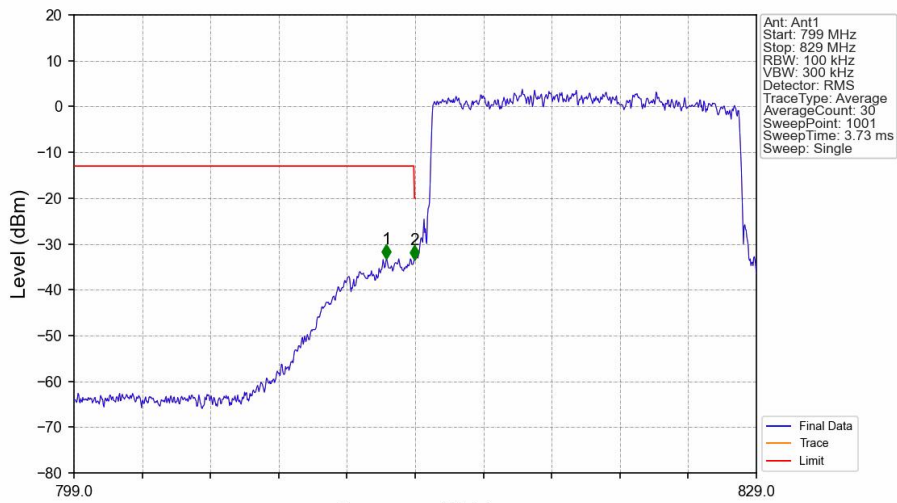
Band26c_15MHz_16QAM_LCH_821.5MHz_RB_1_0_NTNV



Band26c_15MHz_16QAM_LCH_821.5MHz_RB_1_0_NTNV

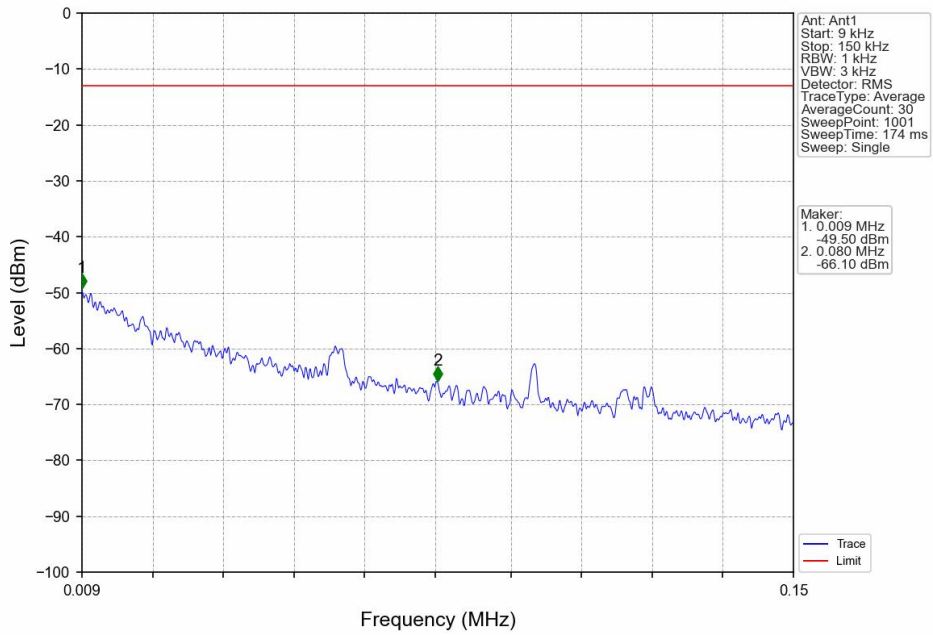


Band26c_15MHz_16QAM_LCH_821.5MHz_RB_75_0_NTNV

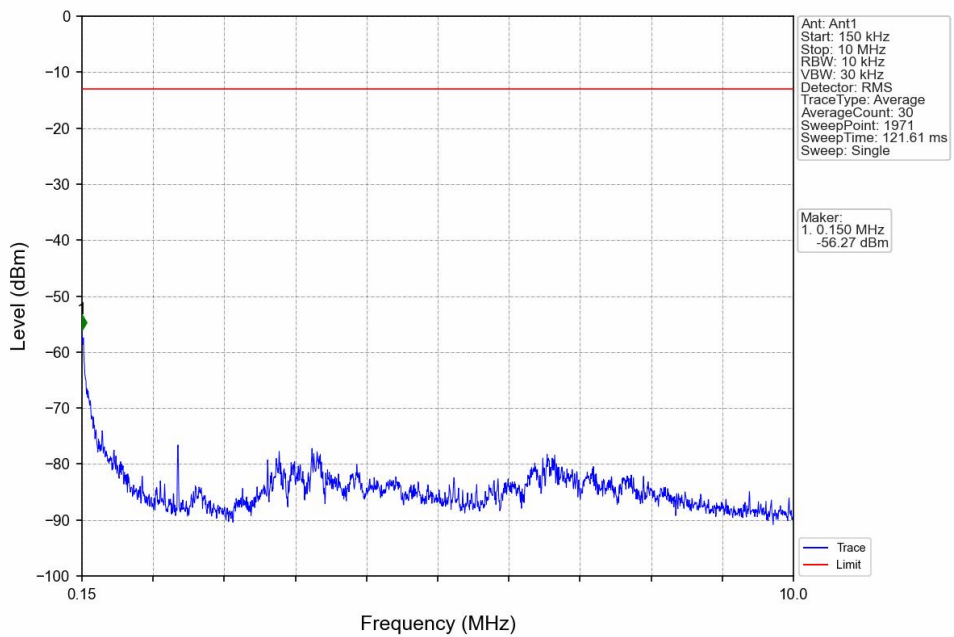


Start (MHz)	Stop (MHz)	RBW (MHz)	Method	Marker No.	Freq (MHz)	Level (dBm)	Limit (dBm)	Result
799	813	0.1	/	1	812.740	-33.21	-13	Pass
813	814	0.148	/	2	813.970	-33.43	-20	Pass
814	829	0.148	/	/	/	/	/	/

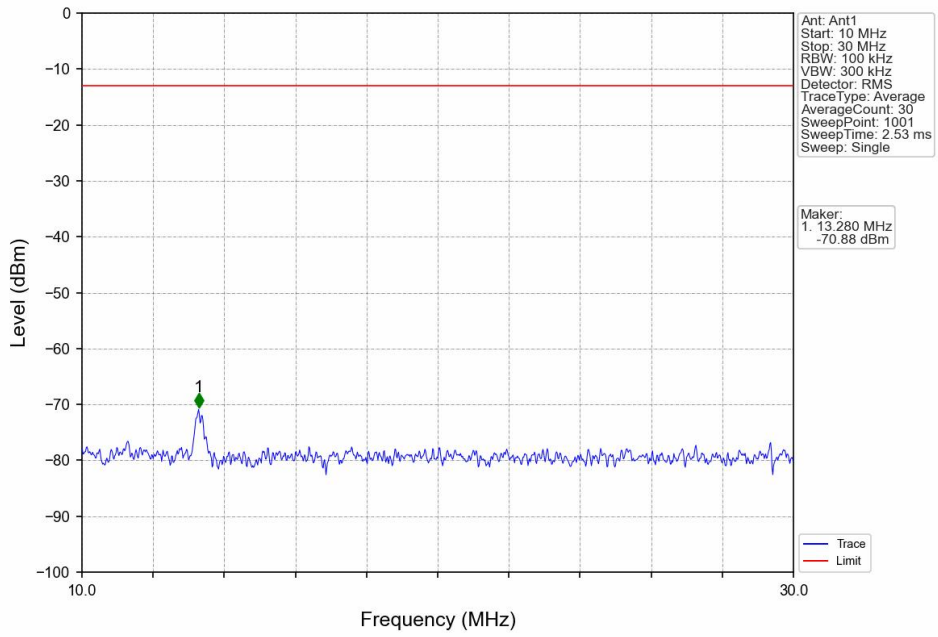
Band26c_15MHz_16QAM_MCH_831.5MHz_RB_1_0_NTNV



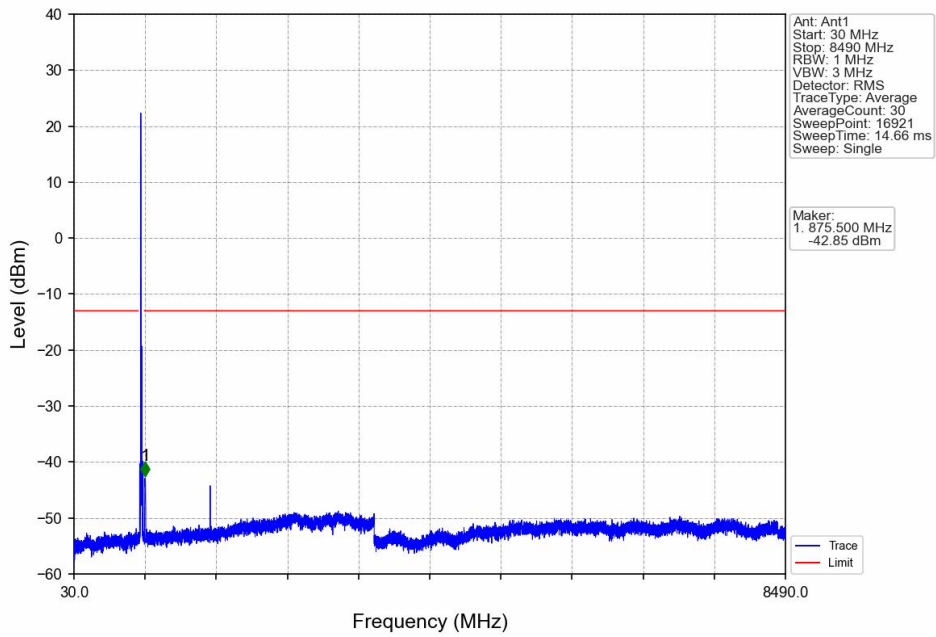
Band26c_15MHz_16QAM_MCH_831.5MHz_RB_1_0_NTNV



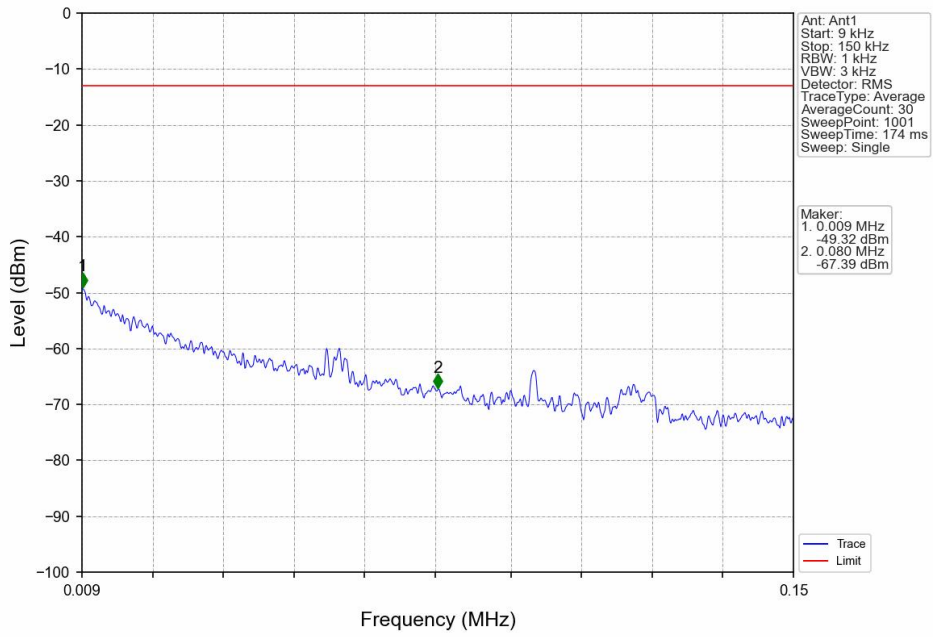
Band26c_15MHz_16QAM_MCH_831.5MHz_RB_1_0_NTNV



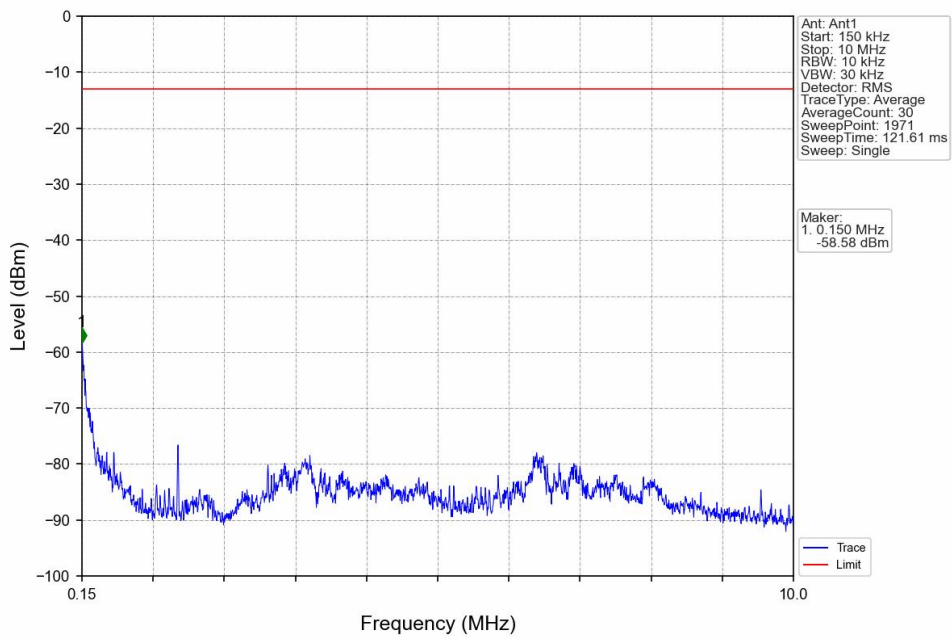
Band26c_15MHz_16QAM_MCH_831.5MHz_RB_1_0_NTNV



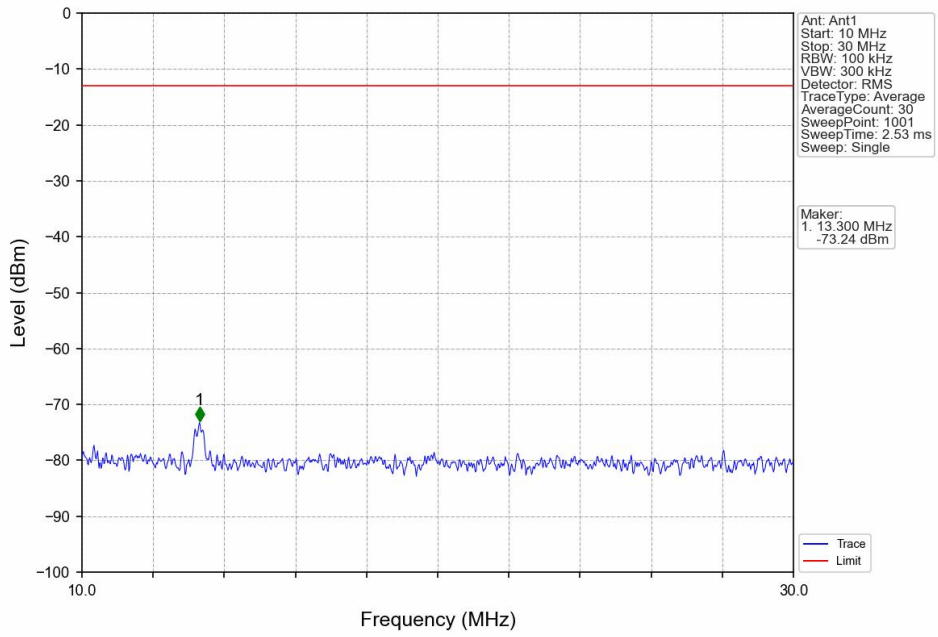
Band26c_15MHz_16QAM_HCH_841.5MHz_RB_1_0_NTNV



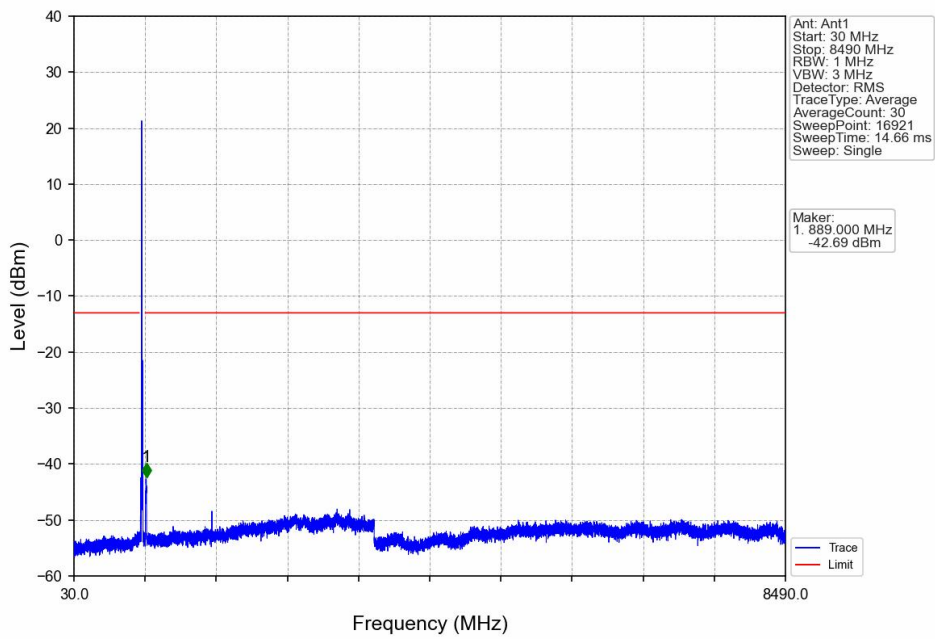
Band26c_15MHz_16QAM_HCH_841.5MHz_RB_1_0_NTNV



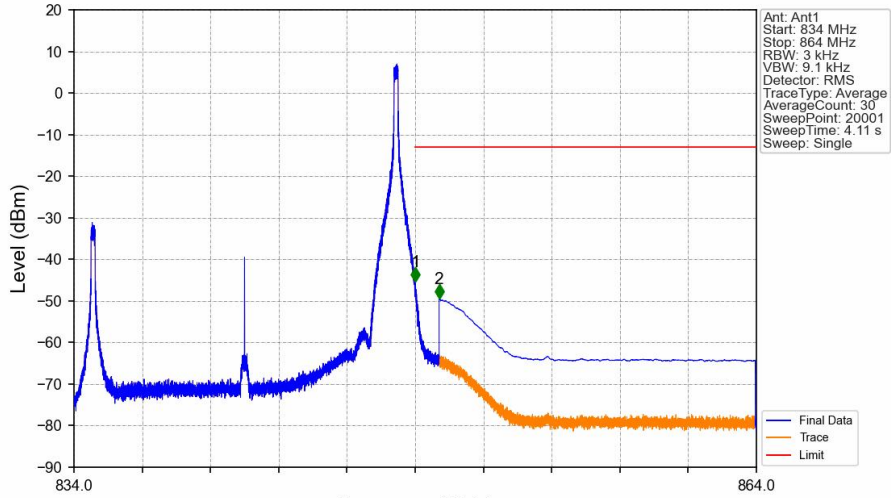
Band26c_15MHz_16QAM_HCH_841.5MHz_RB_1_0_NTNV



Band26c_15MHz_16QAM_HCH_841.5MHz_RB_1_0_NTNV

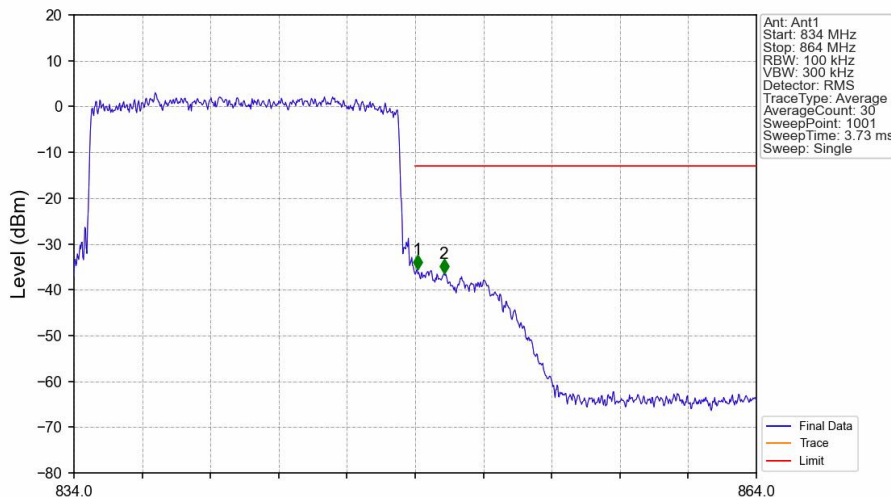


Band26c_15MHz_16QAM_HCH_841.5MHz_RB_1_74_NTNV



Start (MHz)	Stop (MHz)	RBW (MHz)	Method	Marker No.	Freq (MHz)	Level (dBm)	Limit (dBm)	Result
834	849	0.003	/	/	/	/	/	/
849	850	0.003	/	1	849.006	-45.43	-13	Pass
850	864	0.1	CHP	2	850.052	-49.51	-13	Pass

Band26c_15MHz_16QAM_HCH_841.5MHz_RB_75_0_NTNV



Start (MHz)	Stop (MHz)	RBW (MHz)	Method	Marker No.	Freq (MHz)	Level (dBm)	Limit (dBm)	Result
834	849	0.149	/	/	/	/	/	/
849	850	0.149	/	1	849.090	-35.57	-13	Pass
850	864	0.1	/	2	850.260	-36.48	-13	Pass

7. Form731

7.1 Form731_Power

7.1.1 Test Result

Band	BW	Lower Freq	High Freq	MAX Power (W)	Value	Hz/ppm	Emission Designator	Rule Parts	MAX Power (dBm)
26c	15	821.5	841.5	0.2360	0.0022	ppm	13M5G7D	/	23.73
26c	15	821.5	841.5	0.2291	0.0022	ppm	13M6W7D	/	23.60

7.2 Form731_ERP

7.2.1 Test Result

Band	BW	Lower Freq	High Freq	MAX Power (W)	Value	Hz/ppm	Emission Designator	Rule Parts	MAX Power (dBm)
26c	15	821.5	841.5	0.1762	0.0022	ppm	13M5G7D	/	22.46
26c	15	821.5	841.5	0.1710	0.0022	ppm	13M6W7D	/	22.33