

# 1. Effective (Isotropic) Radiated Power Output Data

## 1.1 B7\_5MHz\_EIRP

### 1.1.1 Test Result

Band: 7 / Bandwidth: 5MHz / NTNV										
Modulation	Frequency (MHz)	RB Allocation		Conducted Power (dBm)	Gain (dBi)	EIRP (dBm)		Verdict		
		Size	Offset			Result	Limit			
QPSK	2502.5	1	0	20.91	0.88	21.79	<=33.01	Pass		
			13	21.19	0.88	22.07	<=33.01	Pass		
			24	20.78	0.88	21.66	<=33.01	Pass		
		12	0	20.13	0.88	21.01	<=33.01	Pass		
			6	20.36	0.88	21.24	<=33.01	Pass		
			13	20.20	0.88	21.08	<=33.01	Pass		
		25	0	20.14	0.88	21.02	<=33.01	Pass		
		2535	1	0	20.79	0.88	21.67	<=33.01	Pass	
				13	21.01	0.88	21.89	<=33.01	Pass	
	24			20.77	0.88	21.65	<=33.01	Pass		
	12		0	19.99	0.88	20.87	<=33.01	Pass		
			6	20.03	0.88	20.91	<=33.01	Pass		
			13	19.97	0.88	20.85	<=33.01	Pass		
	25		0	20.00	0.88	20.88	<=33.01	Pass		
	2567.5		1	0	20.81	0.88	21.69	<=33.01	Pass	
				13	21.15	0.88	22.03	<=33.01	Pass	
		24		20.79	0.88	21.67	<=33.01	Pass		
		12	0	19.98	0.88	20.86	<=33.01	Pass		
			6	20.07	0.88	20.95	<=33.01	Pass		
			13	19.97	0.88	20.85	<=33.01	Pass		
		25	0	19.98	0.88	20.86	<=33.01	Pass		
		16QAM	2502.5	1	0	20.38	0.88	21.26	<=33.01	Pass
					13	20.61	0.88	21.49	<=33.01	Pass
	24				20.37	0.88	21.25	<=33.01	Pass	
12	0			19.06	0.88	19.94	<=33.01	Pass		
	6			19.15	0.88	20.03	<=33.01	Pass		
	13			19.09	0.88	19.97	<=33.01	Pass		
25	0			19.29	0.88	20.17	<=33.01	Pass		
2535	1			0	19.29	0.88	20.17	<=33.01	Pass	
				13	19.58	0.88	20.46	<=33.01	Pass	
			24	19.05	0.88	19.93	<=33.01	Pass		
	12		0	18.81	0.88	19.69	<=33.01	Pass		
			6	18.93	0.88	19.81	<=33.01	Pass		
			13	18.91	0.88	19.79	<=33.01	Pass		
	25		0	18.97	0.88	19.85	<=33.01	Pass		
	2567.5		1	0	19.82	0.88	20.70	<=33.01	Pass	
				13	20.17	0.88	21.05	<=33.01	Pass	
24				19.70	0.88	20.58	<=33.01	Pass		
12			0	18.97	0.88	19.85	<=33.01	Pass		
			6	18.89	0.88	19.77	<=33.01	Pass		
			13	18.74	0.88	19.62	<=33.01	Pass		
25			0	19.06	0.88	19.94	<=33.01	Pass		

Note1: EIRP=Conducted Power+Antenna Gain

## 1.2 B7\_10MHz\_EIRP

### 1.2.1 Test Result

Band: 7 / Bandwidth: 10MHz / NTV										
Modulation	Frequency (MHz)	RB Allocation		Conducted Power (dBm)	Gain (dBi)	EIRP (dBm)		Verdict		
		Size	Offset			Result	Limit			
QPSK	2505	1	0	21.26	0.88	22.14	<=33.01	Pass		
			25	21.61	0.88	22.49	<=33.01	Pass		
			49	21.01	0.88	21.89	<=33.01	Pass		
		25	0	20.27	0.88	21.15	<=33.01	Pass		
			13	20.26	0.88	21.14	<=33.01	Pass		
			25	20.18	0.88	21.06	<=33.01	Pass		
		50	0	20.25	0.88	21.13	<=33.01	Pass		
		2535	1	0	21.12	0.88	22.00	<=33.01	Pass	
				25	21.36	0.88	22.24	<=33.01	Pass	
	49			20.87	0.88	21.75	<=33.01	Pass		
	25		0	19.93	0.88	20.81	<=33.01	Pass		
			13	20.08	0.88	20.96	<=33.01	Pass		
			25	20.04	0.88	20.92	<=33.01	Pass		
	50		0	20.00	0.88	20.88	<=33.01	Pass		
	2565		1	0	21.05	0.88	21.93	<=33.01	Pass	
				25	21.43	0.88	22.31	<=33.01	Pass	
		49		21.02	0.88	21.90	<=33.01	Pass		
		25	0	20.01	0.88	20.89	<=33.01	Pass		
			13	20.15	0.88	21.03	<=33.01	Pass		
			25	20.08	0.88	20.96	<=33.01	Pass		
		50	0	20.06	0.88	20.94	<=33.01	Pass		
		16QAM	2505	1	0	20.36	0.88	21.24	<=33.01	Pass
					25	20.40	0.88	21.28	<=33.01	Pass
	49				19.81	0.88	20.69	<=33.01	Pass	
25	0			19.54	0.88	20.42	<=33.01	Pass		
	13			19.56	0.88	20.44	<=33.01	Pass		
	25			19.27	0.88	20.15	<=33.01	Pass		
50	0			19.25	0.88	20.13	<=33.01	Pass		
2535	1			0	20.52	0.88	21.40	<=33.01	Pass	
				25	20.78	0.88	21.66	<=33.01	Pass	
			49	20.60	0.88	21.48	<=33.01	Pass		
	25		0	18.82	0.88	19.70	<=33.01	Pass		
			13	19.05	0.88	19.93	<=33.01	Pass		
			25	19.14	0.88	20.02	<=33.01	Pass		
	50		0	18.89	0.88	19.77	<=33.01	Pass		
	2565		1	0	20.74	0.88	21.62	<=33.01	Pass	
				25	21.26	0.88	22.14	<=33.01	Pass	
49				20.30	0.88	21.18	<=33.01	Pass		
25			0	19.11	0.88	19.99	<=33.01	Pass		
			13	19.16	0.88	20.04	<=33.01	Pass		
			25	19.05	0.88	19.93	<=33.01	Pass		
50			0	18.87	0.88	19.75	<=33.01	Pass		

Note1: EIRP=Conducted Power+Antenna Gain

### 1.3 B7\_15MHz\_EIRP

#### 1.3.1 Test Result

Band: 7 / Bandwidth: 15MHz / NTV								
Modulation	Frequency (MHz)	RB Allocation		Conducted Power (dBm)	Gain (dBi)	EIRP (dBm)		Verdict
		Size	Offset			Result	Limit	
QPSK	2507.5	1	0	21.18	0.88	22.06	<=33.01	Pass
			38	21.21	0.88	22.09	<=33.01	Pass
			74	20.88	0.88	21.76	<=33.01	Pass

16QAM	2535	36	0	20.27	0.88	21.15	<=33.01	Pass	
			18	20.21	0.88	21.09	<=33.01	Pass	
			39	20.25	0.88	21.13	<=33.01	Pass	
		75	0	20.25	0.88	21.13	<=33.01	Pass	
			1	0	20.80	0.88	21.68	<=33.01	Pass
				38	21.12	0.88	22.00	<=33.01	Pass
		74		20.83	0.88	21.71	<=33.01	Pass	
		36	0	20.02	0.88	20.90	<=33.01	Pass	
			18	20.10	0.88	20.98	<=33.01	Pass	
	39		20.00	0.88	20.88	<=33.01	Pass		
	75	0	20.01	0.88	20.89	<=33.01	Pass		
		1	0	21.07	0.88	21.95	<=33.01	Pass	
			38	21.18	0.88	22.06	<=33.01	Pass	
	74		21.00	0.88	21.88	<=33.01	Pass		
	2562.5	36	0	19.94	0.88	20.82	<=33.01	Pass	
			18	20.12	0.88	21.00	<=33.01	Pass	
			39	20.10	0.88	20.98	<=33.01	Pass	
		75	0	19.96	0.88	20.84	<=33.01	Pass	
			1	0	20.48	0.88	21.36	<=33.01	Pass
				38	20.36	0.88	21.24	<=33.01	Pass
		74		19.97	0.88	20.85	<=33.01	Pass	
		36	0	19.22	0.88	20.10	<=33.01	Pass	
			18	19.22	0.88	20.10	<=33.01	Pass	
	39		19.01	0.88	19.89	<=33.01	Pass		
2507.5	75	0	19.13	0.88	20.01	<=33.01	Pass		
		1	0	20.55	0.88	21.43	<=33.01	Pass	
			38	21.21	0.88	22.09	<=33.01	Pass	
	74		20.66	0.88	21.54	<=33.01	Pass		
	36	0	18.77	0.88	19.65	<=33.01	Pass		
		18	19.02	0.88	19.90	<=33.01	Pass		
		39	19.01	0.88	19.89	<=33.01	Pass		
	2535	75	0	18.98	0.88	19.86	<=33.01	Pass	
			1	0	20.32	0.88	21.20	<=33.01	Pass
38				20.42	0.88	21.30	<=33.01	Pass	
74		20.31		0.88	21.19	<=33.01	Pass		
36		0	18.80	0.88	19.68	<=33.01	Pass		
		18	19.04	0.88	19.92	<=33.01	Pass		
		39	19.06	0.88	19.94	<=33.01	Pass		
75		0	18.98	0.88	19.86	<=33.01	Pass		

Note1: EIRP=Conducted Power+Antenna Gain

## 1.4 B7\_20MHz\_EIRP

### 1.4.1 Test Result

Band: 7 / Bandwidth: 20MHz / NTNV									
Modulation	Frequency (MHz)	RB Allocation		Conducted Power (dBm)	Gain (dBi)	EIRP (dBm)		Verdict	
		Size	Offset			Result	Limit		
QPSK	2510	1	0	21.11	0.88	21.99	<=33.01	Pass	
			50	21.43	0.88	22.31	<=33.01	Pass	
			99	21.17	0.88	22.05	<=33.01	Pass	
		50	0	20.14	0.88	21.02	<=33.01	Pass	
			25	20.11	0.88	20.99	<=33.01	Pass	
			50	20.02	0.88	20.90	<=33.01	Pass	
	2535	100	0	20.06	0.88	20.94	<=33.01	Pass	
			1	0	21.17	0.88	22.05	<=33.01	Pass
				50	21.41	0.88	22.29	<=33.01	Pass

16QAM	2560	50	99	21.02	0.88	21.90	<=33.01	Pass	
			0	20.05	0.88	20.93	<=33.01	Pass	
			25	20.10	0.88	20.98	<=33.01	Pass	
		100	50	20.04	0.88	20.92	<=33.01	Pass	
			0	20.04	0.88	20.92	<=33.01	Pass	
			1	0	20.72	0.88	21.60	<=33.01	Pass
	2560	50	50	21.20	0.88	22.08	<=33.01	Pass	
			99	20.84	0.88	21.72	<=33.01	Pass	
			0	19.97	0.88	20.85	<=33.01	Pass	
		100	25	19.95	0.88	20.83	<=33.01	Pass	
			50	20.02	0.88	20.90	<=33.01	Pass	
			0	19.96	0.88	20.84	<=33.01	Pass	
	2510	1	0	20.99	0.88	21.87	<=33.01	Pass	
			50	21.58	0.88	22.46	<=33.01	Pass	
			99	20.91	0.88	21.79	<=33.01	Pass	
		50	0	19.18	0.88	20.06	<=33.01	Pass	
			25	19.10	0.88	19.98	<=33.01	Pass	
			50	18.94	0.88	19.82	<=33.01	Pass	
		100	0	19.16	0.88	20.04	<=33.01	Pass	
			1	0	20.06	0.88	20.94	<=33.01	Pass
				50	20.26	0.88	21.14	<=33.01	Pass
		99		19.54	0.88	20.42	<=33.01	Pass	
		50	0	18.94	0.88	19.82	<=33.01	Pass	
			25	19.10	0.88	19.98	<=33.01	Pass	
50	18.94		0.88	19.82	<=33.01	Pass			
2560	1	0	18.93	0.88	19.81	<=33.01	Pass		
		50	20.23	0.88	21.11	<=33.01	Pass		
		99	20.83	0.88	21.71	<=33.01	Pass		
	50	99	20.58	0.88	21.46	<=33.01	Pass		
		0	18.95	0.88	19.83	<=33.01	Pass		
		25	18.90	0.88	19.78	<=33.01	Pass		
	100	50	19.03	0.88	19.91	<=33.01	Pass		
		0	18.89	0.88	19.77	<=33.01	Pass		

Note1: EIRP=Conducted Power+Antenna Gain

## 2. Frequency Stability

### 2.1 B7\_5MHz

#### 2.1.1 Test Result

Band: 7 / Bandwidth: 5MHz										
Modulation	Frequency (MHz)	RB Allocation		Temp. (°C)	Voltage (VDC)	Freq. Error (Hz)	Freq. vs. Rated (ppm)		Verdict	
		Size	Offset				Result	Limit		
QPSK	2502.5	25	0	20	3.27	1.860	0.0007	-2.5 to 2.5	Pass	
					3.85	2.403	0.0010	-2.5 to 2.5	Pass	
					4.43	1.459	0.0006	-2.5 to 2.5	Pass	
				-30	3.85	1.817	0.0007	-2.5 to 2.5	Pass	
					-20	3.85	3.362	0.0013	-2.5 to 2.5	Pass
					-10	3.85	1.974	0.0008	-2.5 to 2.5	Pass
				0	0	3.85	2.074	0.0008	-2.5 to 2.5	Pass
					10	3.85	2.460	0.0010	-2.5 to 2.5	Pass
					30	3.85	2.604	0.0010	-2.5 to 2.5	Pass
				40	3.85	2.503	0.0010	-2.5 to 2.5	Pass	
					50	3.85	1.431	0.0006	-2.5 to 2.5	Pass
					2535	25	0	20	3.27	-2.203

					3.85	-1.416	-0.0006	-2.5 to 2.5	Pass				
					4.43	-1.802	-0.0007	-2.5 to 2.5	Pass				
				-30	3.85	-1.659	-0.0007	-2.5 to 2.5	Pass				
				-20	3.85	-1.087	-0.0004	-2.5 to 2.5	Pass				
				-10	3.85	-2.089	-0.0008	-2.5 to 2.5	Pass				
				0	3.85	-2.246	-0.0009	-2.5 to 2.5	Pass				
				10	3.85	-2.518	-0.0010	-2.5 to 2.5	Pass				
				30	3.85	-1.917	-0.0008	-2.5 to 2.5	Pass				
				40	3.85	-2.689	-0.0011	-2.5 to 2.5	Pass				
				50	3.85	-3.090	-0.0012	-2.5 to 2.5	Pass				
				2567.5	25	0	20	3.27	4.950	0.0019	-2.5 to 2.5	Pass	
								3.85	1.230	0.0005	-2.5 to 2.5	Pass	
								4.43	0.029	0.0000	-2.5 to 2.5	Pass	
							-30	3.85	-0.243	-0.0001	-2.5 to 2.5	Pass	
	-20	3.85	1.874				0.0007	-2.5 to 2.5	Pass				
	-10	3.85	-0.544				-0.0002	-2.5 to 2.5	Pass				
	0	3.85	-0.243				-0.0001	-2.5 to 2.5	Pass				
	10	3.85	-0.830				-0.0003	-2.5 to 2.5	Pass				
	30	3.85	0.057				0.0000	-2.5 to 2.5	Pass				
	40	3.85	0.629				0.0002	-2.5 to 2.5	Pass				
	50	3.85	1.945				0.0008	-2.5 to 2.5	Pass				
	16QAM	2502.5	25				0	20	3.27	2.031	0.0008	-2.5 to 2.5	Pass
									3.85	1.645	0.0007	-2.5 to 2.5	Pass
									4.43	2.561	0.0010	-2.5 to 2.5	Pass
				-30	3.85	2.446		0.0010	-2.5 to 2.5	Pass			
				-20	3.85	2.589		0.0010	-2.5 to 2.5	Pass			
				-10	3.85	3.176		0.0013	-2.5 to 2.5	Pass			
				0	3.85	2.332		0.0009	-2.5 to 2.5	Pass			
10				3.85	2.489	0.0010		-2.5 to 2.5	Pass				
30				3.85	3.061	0.0012		-2.5 to 2.5	Pass				
40				3.85	0.458	0.0002		-2.5 to 2.5	Pass				
50				3.85	3.018	0.0012		-2.5 to 2.5	Pass				
2535				25	0	20		3.27	-0.572	-0.0002	-2.5 to 2.5	Pass	
								3.85	-4.334	-0.0017	-2.5 to 2.5	Pass	
								4.43	-3.319	-0.0013	-2.5 to 2.5	Pass	
		-30	3.85			-0.515	-0.0002	-2.5 to 2.5	Pass				
		-20	3.85			-2.933	-0.0012	-2.5 to 2.5	Pass				
		-10	3.85			-1.945	-0.0008	-2.5 to 2.5	Pass				
		0	3.85			-2.174	-0.0009	-2.5 to 2.5	Pass				
		10	3.85			-1.788	-0.0007	-2.5 to 2.5	Pass				
		30	3.85			-2.460	-0.0010	-2.5 to 2.5	Pass				
		40	3.85			-2.990	-0.0012	-2.5 to 2.5	Pass				
		50	3.85			-2.489	-0.0010	-2.5 to 2.5	Pass				
		2567.5	25			0	20	3.27	0.629	0.0002	-2.5 to 2.5	Pass	
								3.85	0.257	0.0001	-2.5 to 2.5	Pass	
								4.43	1.760	0.0007	-2.5 to 2.5	Pass	
-30				3.85	1.044		0.0004	-2.5 to 2.5	Pass				
-20				3.85	0.958		0.0004	-2.5 to 2.5	Pass				
-10				3.85	-1.187		-0.0005	-2.5 to 2.5	Pass				
0	3.85			1.202	0.0005		-2.5 to 2.5	Pass					
10	3.85			1.416	0.0006		-2.5 to 2.5	Pass					
30	3.85			1.373	0.0005		-2.5 to 2.5	Pass					
40	3.85			1.760	0.0007		-2.5 to 2.5	Pass					
50	3.85			0.057	0.0000		-2.5 to 2.5	Pass					

## 2.2 B7\_10MHz

## 2.2.1 Test Result

Band: 7 / Bandwidth: 10MHz									
Modulation	Frequency (MHz)	RB Allocation		Temp. (°C)	Voltage (VDC)	Freq. Error (Hz)	Freq. vs. Rated (ppm)		Verdict
		Size	Offset				Result	Limit	
QPSK	2505	50	0	20	3.27	-1.931	-0.0008	-2.5 to 2.5	Pass
					3.85	-3.018	-0.0012	-2.5 to 2.5	Pass
					4.43	-3.047	-0.0012	-2.5 to 2.5	Pass
				-30	3.85	-3.119	-0.0012	-2.5 to 2.5	Pass
				-20	3.85	-2.489	-0.0010	-2.5 to 2.5	Pass
				-10	3.85	-2.131	-0.0009	-2.5 to 2.5	Pass
				0	3.85	-3.490	-0.0014	-2.5 to 2.5	Pass
				10	3.85	-0.873	-0.0003	-2.5 to 2.5	Pass
				30	3.85	-2.904	-0.0012	-2.5 to 2.5	Pass
	40	3.85	-2.961	-0.0012	-2.5 to 2.5	Pass			
	50	3.85	-1.731	-0.0007	-2.5 to 2.5	Pass			
	2535	50	0	20	3.27	-3.161	-0.0012	-2.5 to 2.5	Pass
					3.85	-2.618	-0.0010	-2.5 to 2.5	Pass
					4.43	-1.488	-0.0006	-2.5 to 2.5	Pass
				-30	3.85	-1.817	-0.0007	-2.5 to 2.5	Pass
				-20	3.85	-0.687	-0.0003	-2.5 to 2.5	Pass
				-10	3.85	-2.618	-0.0010	-2.5 to 2.5	Pass
				0	3.85	-2.732	-0.0011	-2.5 to 2.5	Pass
				10	3.85	-3.633	-0.0014	-2.5 to 2.5	Pass
				30	3.85	-1.802	-0.0007	-2.5 to 2.5	Pass
	40	3.85	-1.788	-0.0007	-2.5 to 2.5	Pass			
	50	3.85	-2.060	-0.0008	-2.5 to 2.5	Pass			
	2565	50	0	20	3.27	-2.589	-0.0010	-2.5 to 2.5	Pass
					3.85	-2.503	-0.0010	-2.5 to 2.5	Pass
					4.43	-4.249	-0.0017	-2.5 to 2.5	Pass
				-30	3.85	-2.689	-0.0010	-2.5 to 2.5	Pass
				-20	3.85	-3.090	-0.0012	-2.5 to 2.5	Pass
-10				3.85	-4.063	-0.0016	-2.5 to 2.5	Pass	
0				3.85	-2.718	-0.0011	-2.5 to 2.5	Pass	
10				3.85	-4.306	-0.0017	-2.5 to 2.5	Pass	
30				3.85	-5.178	-0.0020	-2.5 to 2.5	Pass	
40	3.85	-4.621	-0.0018	-2.5 to 2.5	Pass				
50	3.85	-4.349	-0.0017	-2.5 to 2.5	Pass				
16QAM	2505	50	0	20	3.27	-3.047	-0.0012	-2.5 to 2.5	Pass
					3.85	-2.618	-0.0010	-2.5 to 2.5	Pass
					4.43	-2.718	-0.0011	-2.5 to 2.5	Pass
				-30	3.85	-2.747	-0.0011	-2.5 to 2.5	Pass
				-20	3.85	-0.744	-0.0003	-2.5 to 2.5	Pass
				-10	3.85	-1.044	-0.0004	-2.5 to 2.5	Pass
				0	3.85	-1.459	-0.0006	-2.5 to 2.5	Pass
				10	3.85	-1.903	-0.0008	-2.5 to 2.5	Pass
				30	3.85	-2.675	-0.0011	-2.5 to 2.5	Pass
	40	3.85	-3.004	-0.0012	-2.5 to 2.5	Pass			
	50	3.85	-2.003	-0.0008	-2.5 to 2.5	Pass			
	2535	50	0	20	3.27	-2.961	-0.0012	-2.5 to 2.5	Pass
					3.85	-2.217	-0.0009	-2.5 to 2.5	Pass
					4.43	-2.789	-0.0011	-2.5 to 2.5	Pass
				-30	3.85	-2.074	-0.0008	-2.5 to 2.5	Pass
				-20	3.85	-0.372	-0.0001	-2.5 to 2.5	Pass
				-10	3.85	-3.519	-0.0014	-2.5 to 2.5	Pass
				0	3.85	-0.901	-0.0004	-2.5 to 2.5	Pass
10				3.85	-1.831	-0.0007	-2.5 to 2.5	Pass	
30				3.85	-2.818	-0.0011	-2.5 to 2.5	Pass	
40	3.85	-0.973	-0.0004	-2.5 to 2.5	Pass				

	2565	50	0	50	3.85	0.100	0.0000	-2.5 to 2.5	Pass
				20	3.27	-4.077	-0.0016	-2.5 to 2.5	Pass
					3.85	-1.931	-0.0008	-2.5 to 2.5	Pass
					4.43	-2.360	-0.0009	-2.5 to 2.5	Pass
				-30	3.85	-1.702	-0.0007	-2.5 to 2.5	Pass
				-20	3.85	-3.476	-0.0014	-2.5 to 2.5	Pass
				-10	3.85	-2.961	-0.0012	-2.5 to 2.5	Pass
				0	3.85	-2.789	-0.0011	-2.5 to 2.5	Pass
				10	3.85	-4.807	-0.0019	-2.5 to 2.5	Pass
				30	3.85	-2.990	-0.0012	-2.5 to 2.5	Pass
				40	3.85	-4.721	-0.0018	-2.5 to 2.5	Pass
				50	3.85	-2.418	-0.0009	-2.5 to 2.5	Pass

## 2.3 B7\_15MHz

### 2.3.1 Test Result

Band: 7 / Bandwidth: 15MHz									
Modulation	Frequency (MHz)	RB Allocation		Temp. (°C)	Voltage (VDC)	Freq. Error (Hz)	Freq. vs. Rated (ppm)		Verdict
		Size	Offset				Result	Limit	
QPSK	2507.5	75	0	20	3.27	0.358	0.0001	-2.5 to 2.5	Pass
					3.85	0.372	0.0001	-2.5 to 2.5	Pass
					4.43	0.057	0.0000	-2.5 to 2.5	Pass
				-30	3.85	0.501	0.0002	-2.5 to 2.5	Pass
				-20	3.85	0.000	0.0000	-2.5 to 2.5	Pass
				-10	3.85	0.472	0.0002	-2.5 to 2.5	Pass
				0	3.85	-0.858	-0.0003	-2.5 to 2.5	Pass
				10	3.85	0.029	0.0000	-2.5 to 2.5	Pass
				30	3.85	0.644	0.0003	-2.5 to 2.5	Pass
				40	3.85	-1.359	-0.0005	-2.5 to 2.5	Pass
				50	3.85	-1.230	-0.0005	-2.5 to 2.5	Pass
				2535	75	0	20	3.27	-2.632
	3.85	-4.120	-0.0016					-2.5 to 2.5	Pass
	4.43	-3.047	-0.0012					-2.5 to 2.5	Pass
	-30	3.85	-2.532				-0.0010	-2.5 to 2.5	Pass
	-20	3.85	-1.788				-0.0007	-2.5 to 2.5	Pass
	-10	3.85	-3.090				-0.0012	-2.5 to 2.5	Pass
	0	3.85	-1.674				-0.0007	-2.5 to 2.5	Pass
	10	3.85	-2.232				-0.0009	-2.5 to 2.5	Pass
	30	3.85	-3.147				-0.0012	-2.5 to 2.5	Pass
	40	3.85	-3.562				-0.0014	-2.5 to 2.5	Pass
	50	3.85	-3.576				-0.0014	-2.5 to 2.5	Pass
	2562.5	75	0				20	3.27	1.187
				3.85	2.289	0.0009		-2.5 to 2.5	Pass
				4.43	1.903	0.0007		-2.5 to 2.5	Pass
				-30	3.85	2.046	0.0008	-2.5 to 2.5	Pass
				-20	3.85	1.345	0.0005	-2.5 to 2.5	Pass
				-10	3.85	0.501	0.0002	-2.5 to 2.5	Pass
				0	3.85	1.931	0.0008	-2.5 to 2.5	Pass
				10	3.85	1.874	0.0007	-2.5 to 2.5	Pass
30				3.85	2.432	0.0009	-2.5 to 2.5	Pass	
40				3.85	4.034	0.0016	-2.5 to 2.5	Pass	
50				3.85	1.073	0.0004	-2.5 to 2.5	Pass	
16QAM				2507.5	75	0	20	3.27	-1.173
	3.85	0.143	0.0001					-2.5 to 2.5	Pass
	4.43	-0.129	-0.0001					-2.5 to 2.5	Pass
	-30	3.85	-0.858				-0.0003	-2.5 to 2.5	Pass

	2535	75	0	-20	3.85	-0.172	-0.0001	-2.5 to 2.5	Pass			
				-10	3.85	-1.316	-0.0005	-2.5 to 2.5	Pass			
				0	3.85	0.730	0.0003	-2.5 to 2.5	Pass			
				10	3.85	1.330	0.0005	-2.5 to 2.5	Pass			
				30	3.85	-1.359	-0.0005	-2.5 to 2.5	Pass			
				40	3.85	-0.901	-0.0004	-2.5 to 2.5	Pass			
				50	3.85	-0.844	-0.0003	-2.5 to 2.5	Pass			
	2562.5	75	0	20	3.27	-4.377	-0.0017	-2.5 to 2.5	Pass			
					3.85	-2.704	-0.0011	-2.5 to 2.5	Pass			
					4.43	-2.317	-0.0009	-2.5 to 2.5	Pass			
				-30	3.85	-2.718	-0.0011	-2.5 to 2.5	Pass			
				-20	3.85	-4.478	-0.0018	-2.5 to 2.5	Pass			
				-10	3.85	-3.662	-0.0014	-2.5 to 2.5	Pass			
				0	3.85	-2.775	-0.0011	-2.5 to 2.5	Pass			
				10	3.85	-3.662	-0.0014	-2.5 to 2.5	Pass			
				30	3.85	-2.303	-0.0009	-2.5 to 2.5	Pass			
				40	3.85	-3.963	-0.0016	-2.5 to 2.5	Pass			
				50	3.85	-3.290	-0.0013	-2.5 to 2.5	Pass			
				2562.5	75	0	20	3.27	1.516	0.0006	-2.5 to 2.5	Pass
								3.85	0.830	0.0003	-2.5 to 2.5	Pass
	4.43	2.875	0.0011					-2.5 to 2.5	Pass			
	-30	3.85	2.575				0.0010	-2.5 to 2.5	Pass			
	-20	3.85	0.415				0.0002	-2.5 to 2.5	Pass			
	-10	3.85	1.016				0.0004	-2.5 to 2.5	Pass			
	0	3.85	1.488				0.0006	-2.5 to 2.5	Pass			
	10	3.85	0.558				0.0002	-2.5 to 2.5	Pass			
	30	3.85	0.601				0.0002	-2.5 to 2.5	Pass			
40	3.85	1.259	0.0005				-2.5 to 2.5	Pass				
50	3.85	1.917	0.0007	-2.5 to 2.5	Pass							

## 2.4 B7\_20MHz

### 2.4.1 Test Result

Band: 7 / Bandwidth: 20MHz									
Modulation	Frequency (MHz)	RB Allocation		Temp. (°C)	Voltage (VDC)	Freq. Error (Hz)	Freq. vs. Rated (ppm)		Verdict
		Size	Offset				Result	Limit	
QPSK	2510	100	0	20	3.27	0.830	0.0003	-2.5 to 2.5	Pass
					3.85	0.944	0.0004	-2.5 to 2.5	Pass
					4.43	2.947	0.0012	-2.5 to 2.5	Pass
				-30	3.85	2.389	0.0010	-2.5 to 2.5	Pass
				-20	3.85	1.745	0.0007	-2.5 to 2.5	Pass
				-10	3.85	1.903	0.0008	-2.5 to 2.5	Pass
				0	3.85	0.286	0.0001	-2.5 to 2.5	Pass
				10	3.85	0.758	0.0003	-2.5 to 2.5	Pass
				30	3.85	0.358	0.0001	-2.5 to 2.5	Pass
				40	3.85	2.160	0.0009	-2.5 to 2.5	Pass
	50	3.85	1.073	0.0004	-2.5 to 2.5	Pass			
	2535	100	0	20	3.27	-2.675	-0.0011	-2.5 to 2.5	Pass
					3.85	-3.333	-0.0013	-2.5 to 2.5	Pass
					4.43	-2.346	-0.0009	-2.5 to 2.5	Pass
				-30	3.85	-2.890	-0.0011	-2.5 to 2.5	Pass
				-20	3.85	-1.974	-0.0008	-2.5 to 2.5	Pass
				-10	3.85	-4.606	-0.0018	-2.5 to 2.5	Pass
				0	3.85	-4.721	-0.0019	-2.5 to 2.5	Pass
				10	3.85	-3.376	-0.0013	-2.5 to 2.5	Pass
				30	3.85	-3.891	-0.0015	-2.5 to 2.5	Pass



	2560	100	0	40	3.85	-4.978	-0.0020	-2.5 to 2.5	Pass				
				50	3.85	-3.819	-0.0015	-2.5 to 2.5	Pass				
				20	3.27	0.615	0.0002	-2.5 to 2.5	Pass				
					3.85	0.486	0.0002	-2.5 to 2.5	Pass				
					4.43	-1.116	-0.0004	-2.5 to 2.5	Pass				
				-30	3.85	0.672	0.0003	-2.5 to 2.5	Pass				
				-20	3.85	-0.229	-0.0001	-2.5 to 2.5	Pass				
				-10	3.85	-0.372	-0.0001	-2.5 to 2.5	Pass				
				0	3.85	-0.415	-0.0002	-2.5 to 2.5	Pass				
				10	3.85	-0.644	-0.0003	-2.5 to 2.5	Pass				
				30	3.85	0.172	0.0001	-2.5 to 2.5	Pass				
				40	3.85	0.157	0.0001	-2.5 to 2.5	Pass				
				50	3.85	0.458	0.0002	-2.5 to 2.5	Pass				
				16QAM	2510	100	0	20	3.27	0.114	0.0000	-2.5 to 2.5	Pass
									3.85	1.960	0.0008	-2.5 to 2.5	Pass
4.43	1.287	0.0005	-2.5 to 2.5						Pass				
-30	3.85	1.116	0.0004					-2.5 to 2.5	Pass				
-20	3.85	2.618	0.0010					-2.5 to 2.5	Pass				
-10	3.85	1.202	0.0005					-2.5 to 2.5	Pass				
0	3.85	0.057	0.0000					-2.5 to 2.5	Pass				
10	3.85	0.901	0.0004					-2.5 to 2.5	Pass				
30	3.85	1.745	0.0007					-2.5 to 2.5	Pass				
40	3.85	2.203	0.0009					-2.5 to 2.5	Pass				
50	3.85	1.402	0.0006					-2.5 to 2.5	Pass				
2535	100	0	20					3.27	-3.047	-0.0012	-2.5 to 2.5	Pass	
					3.85	-4.749	-0.0019	-2.5 to 2.5	Pass				
					4.43	-4.163	-0.0016	-2.5 to 2.5	Pass				
			-30		3.85	-4.148	-0.0016	-2.5 to 2.5	Pass				
			-20		3.85	-5.093	-0.0020	-2.5 to 2.5	Pass				
			-10		3.85	-4.964	-0.0020	-2.5 to 2.5	Pass				
			0		3.85	-3.605	-0.0014	-2.5 to 2.5	Pass				
			10		3.85	-5.050	-0.0020	-2.5 to 2.5	Pass				
			30		3.85	-4.992	-0.0020	-2.5 to 2.5	Pass				
			40		3.85	-5.207	-0.0021	-2.5 to 2.5	Pass				
			50		3.85	-4.392	-0.0017	-2.5 to 2.5	Pass				
			2560		100	0	20	3.27	0.386	0.0002	-2.5 to 2.5	Pass	
3.85	-0.544	-0.0002						-2.5 to 2.5	Pass				
4.43	0.629	0.0002						-2.5 to 2.5	Pass				
-30	3.85	-0.329					-0.0001	-2.5 to 2.5	Pass				
-20	3.85	-0.486					-0.0002	-2.5 to 2.5	Pass				
-10	3.85	-2.575		-0.0010			-2.5 to 2.5	Pass					
0	3.85	-0.429		-0.0002			-2.5 to 2.5	Pass					
10	3.85	-0.443		-0.0002			-2.5 to 2.5	Pass					
30	3.85	0.072		0.0000			-2.5 to 2.5	Pass					
40	3.85	-0.172		-0.0001			-2.5 to 2.5	Pass					
50	3.85	-1.345		-0.0005			-2.5 to 2.5	Pass					

### 3. Modulation Characteristics

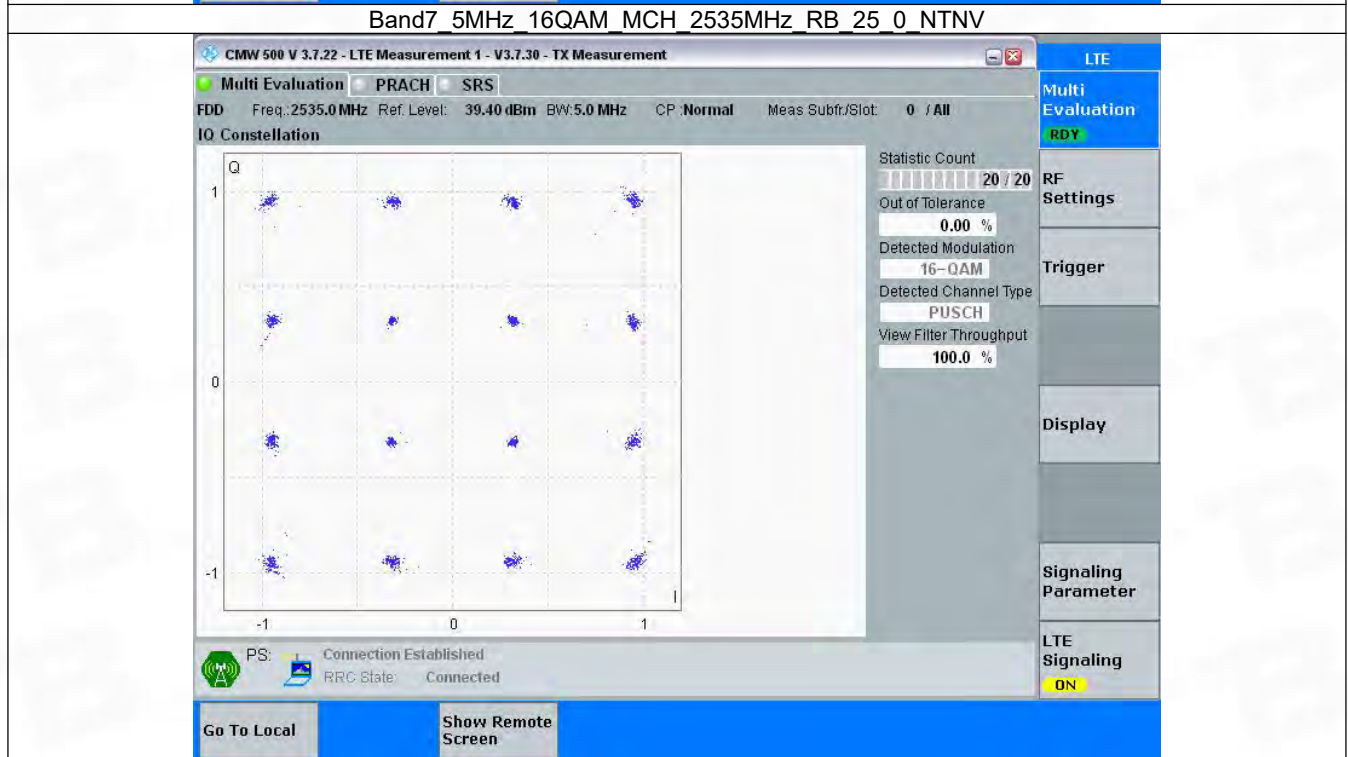
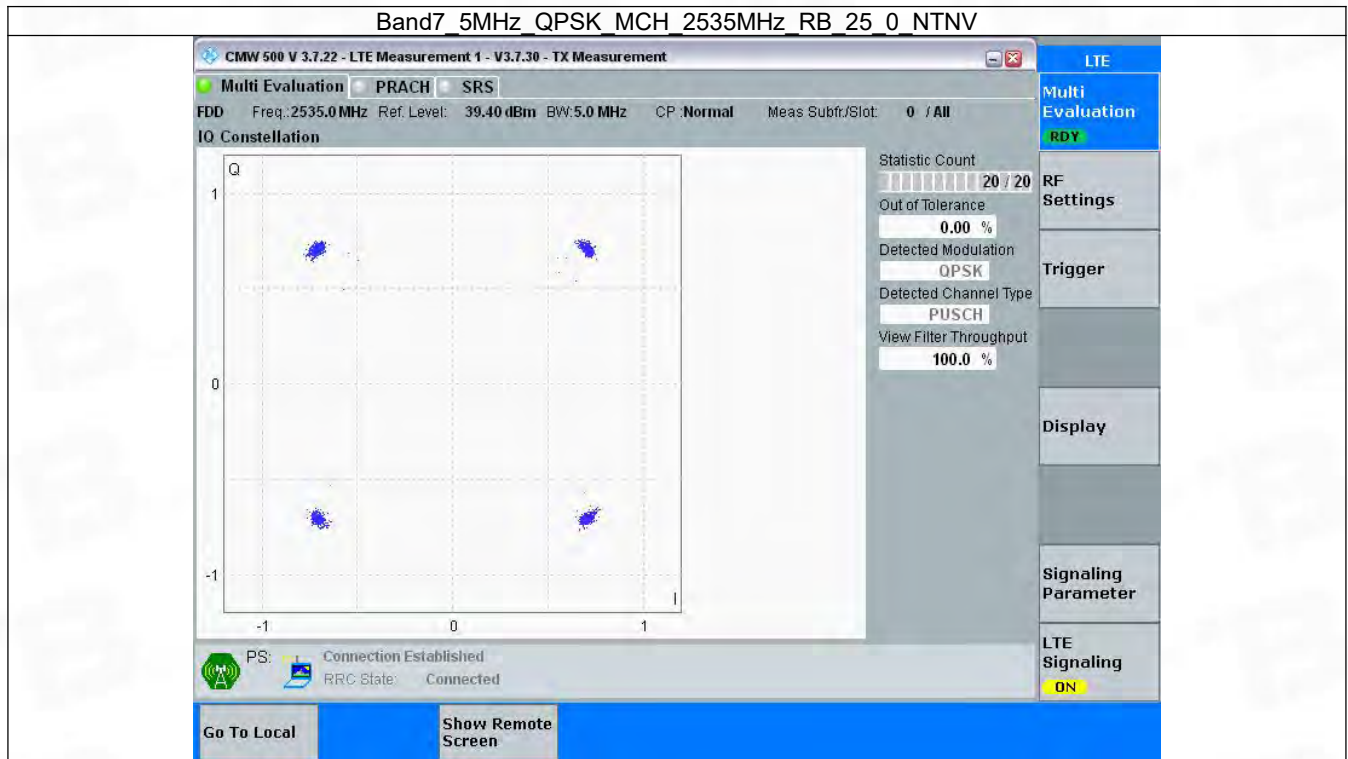
#### 3.1 B7\_5MHz

##### 3.1.1 Test Result

Band: 7 / Bandwidth: 5MHz / NTN						
Modulation	Frequency (MHz)	RB Allocation		Modulation Characteristics		Verdict
		Size	Offset	Result	Limit	

QPSK	2535	25	0	Refer To Test Graph	Pass
16QAM	2535	25	0	Refer To Test Graph	Pass

### 3.1.2 Test Graph

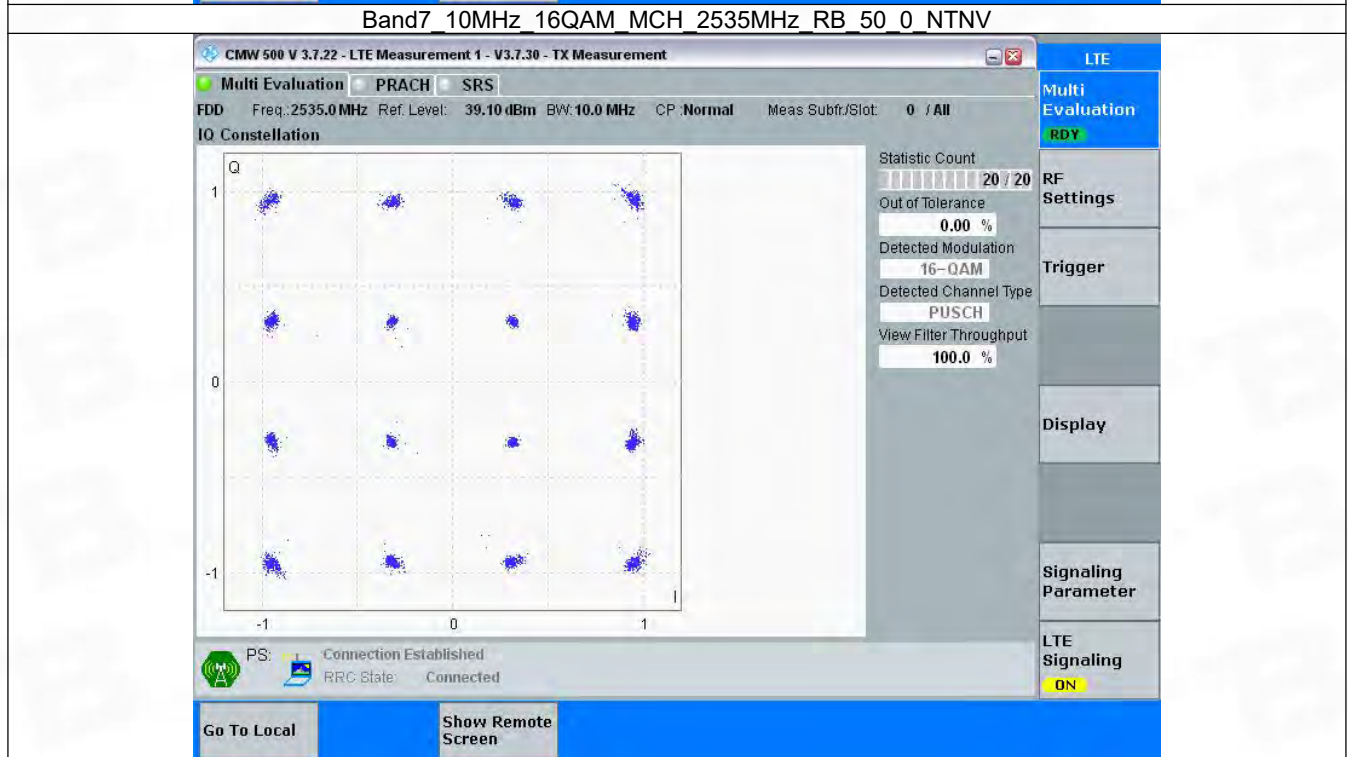
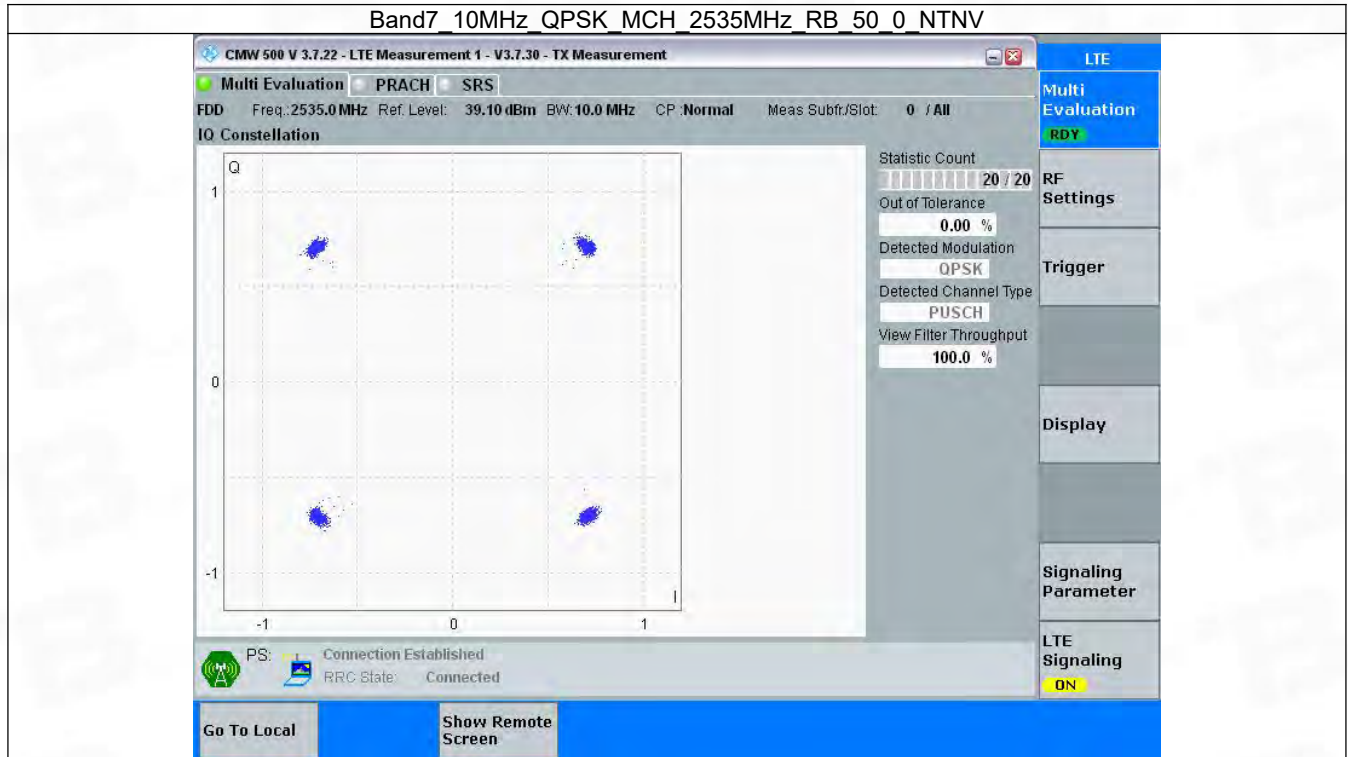


### 3.2 B7\_10MHz

#### 3.2.1 Test Result

Band: 7 / Bandwidth: 10MHz / NTV						
Modulation	Frequency (MHz)	RB Allocation		Modulation Characteristics		Verdict
		Size	Offset	Result	Limit	
QPSK	2535	50	0	Refer To Test Graph		Pass
16QAM	2535	50	0	Refer To Test Graph		Pass

### 3.2.2 Test Graph

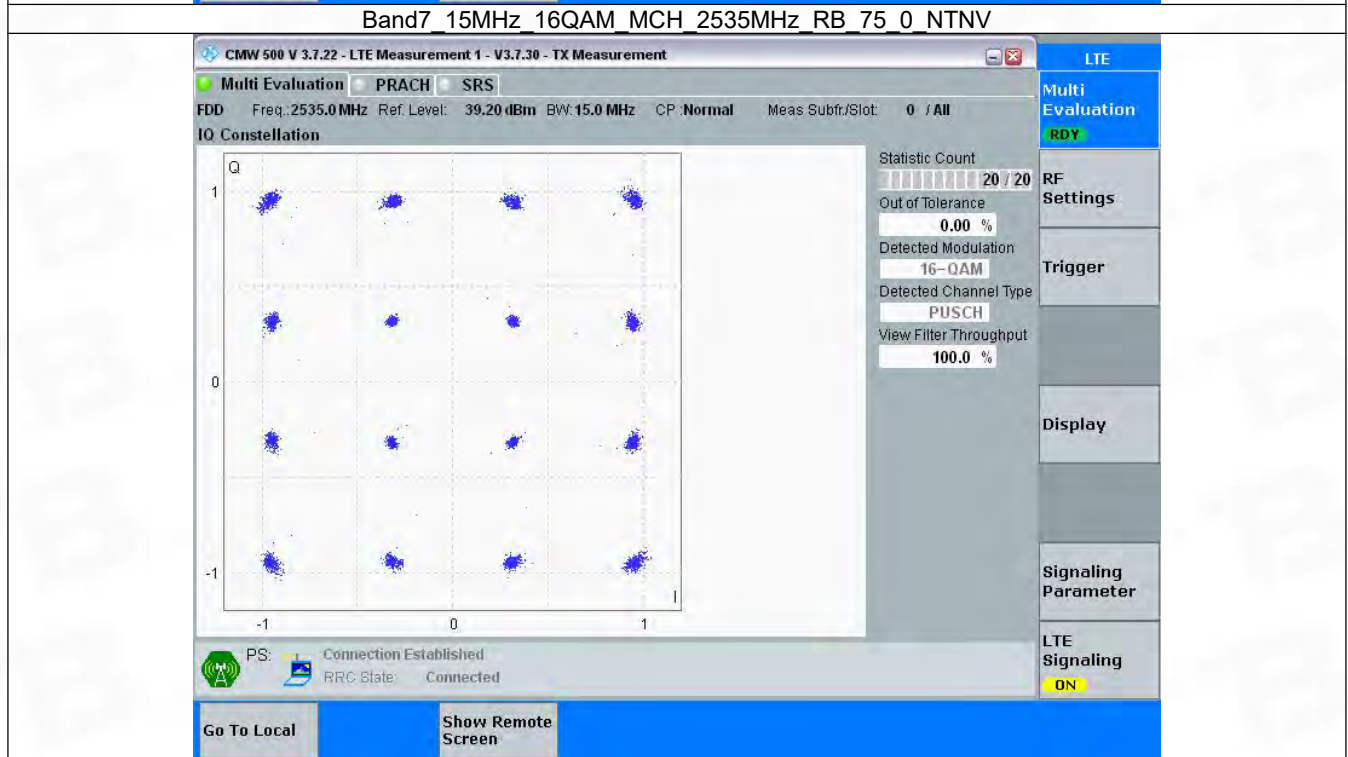
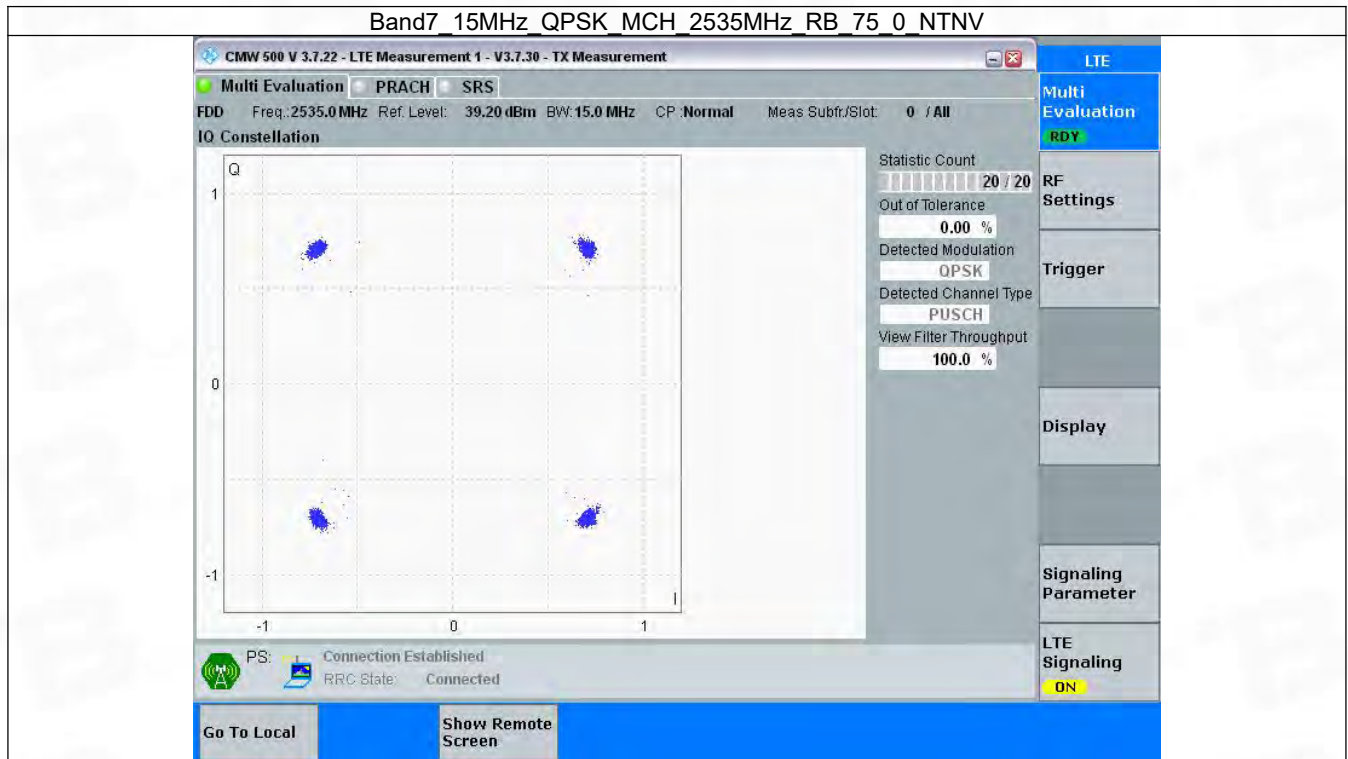


### 3.3 B7\_15MHz

#### 3.3.1 Test Result

Band: 7 / Bandwidth: 15MHz / NTV						
Modulation	Frequency (MHz)	RB Allocation		Modulation Characteristics		Verdict
		Size	Offset	Result	Limit	
QPSK	2535	75	0	Refer To Test Graph		Pass
16QAM	2535	75	0	Refer To Test Graph		Pass

### 3.3.2 Test Graph



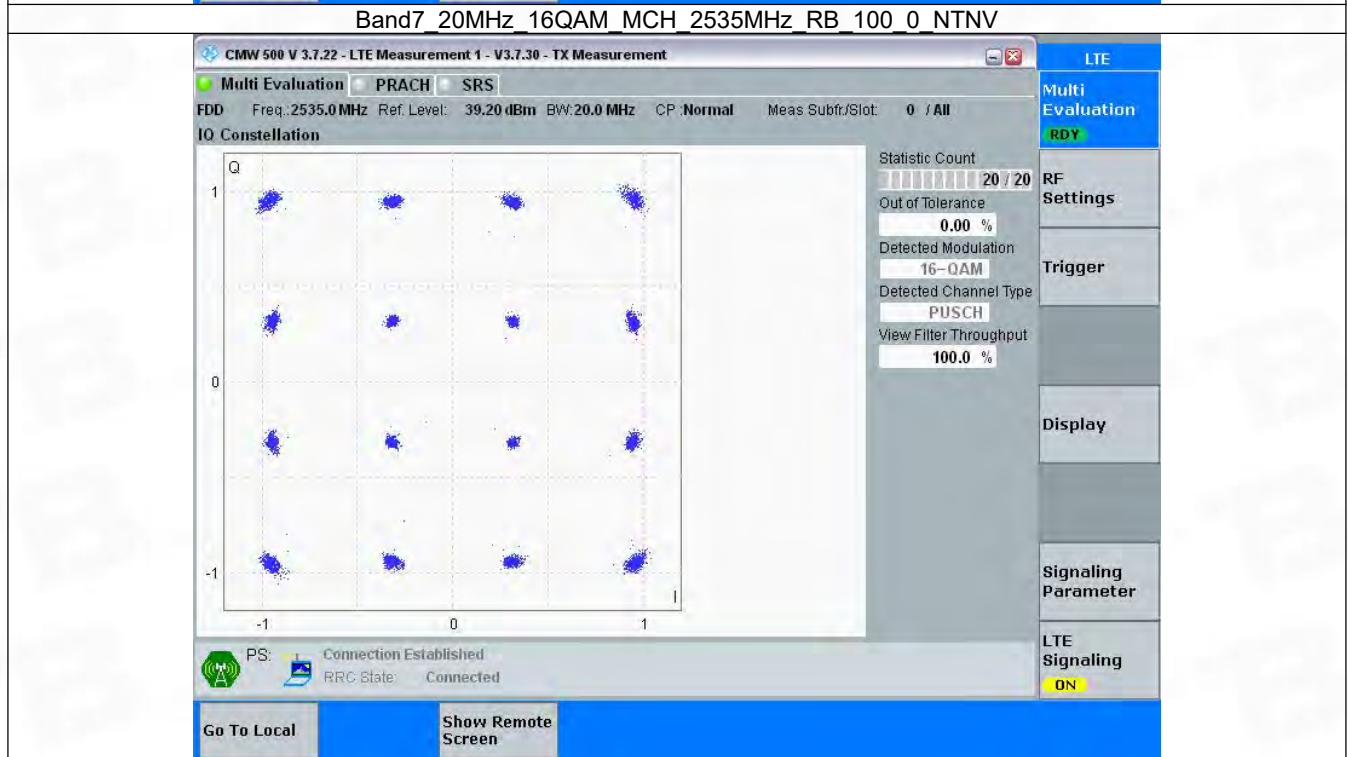
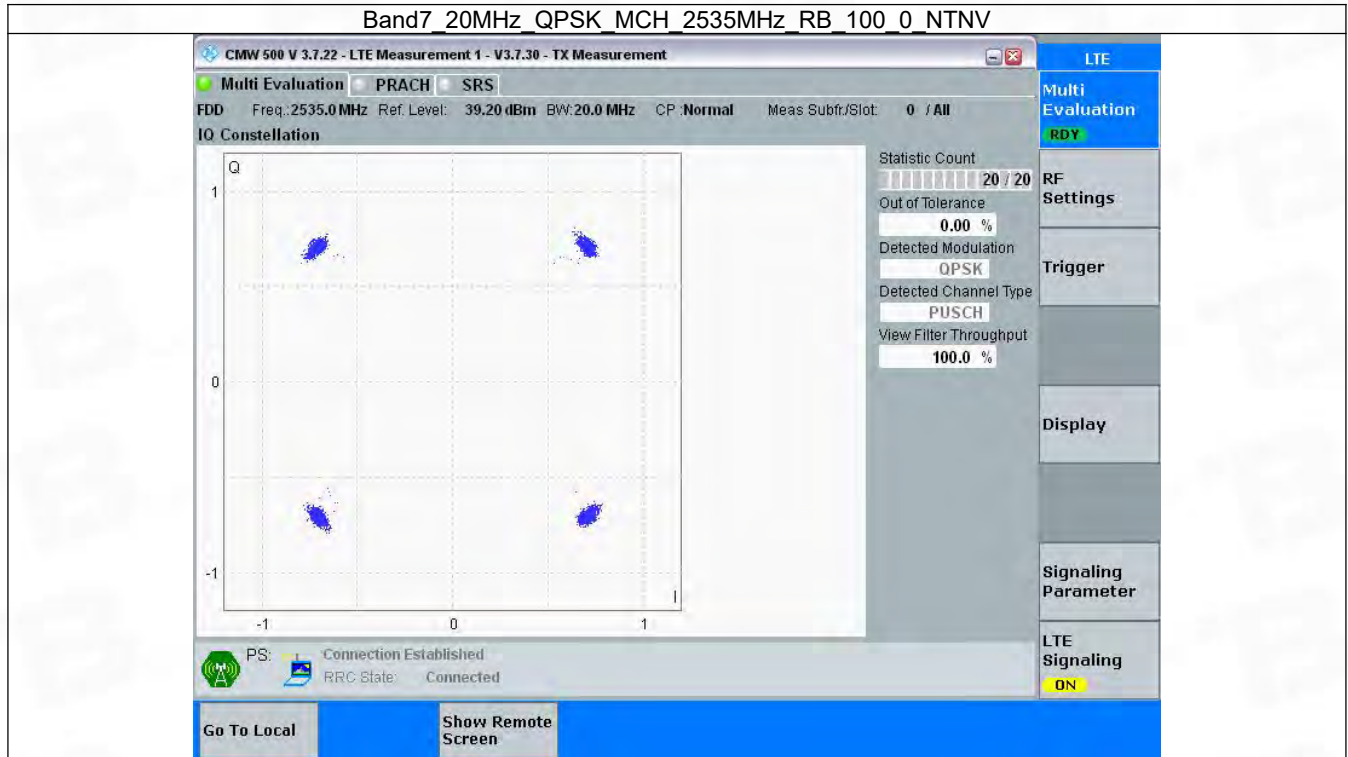
### 3.4 B7\_20MHz

#### 3.4.1 Test Result

Band: 7 / Bandwidth: 20MHz / NTV						
Modulation	Frequency (MHz)	RB Allocation		Modulation Characteristics		Verdict
		Size	Offset	Result	Limit	
QPSK	2535	100	0	Refer To Test Graph		Pass
16QAM	2535	100	0	Refer To Test Graph		Pass



### 3.4.2 Test Graph



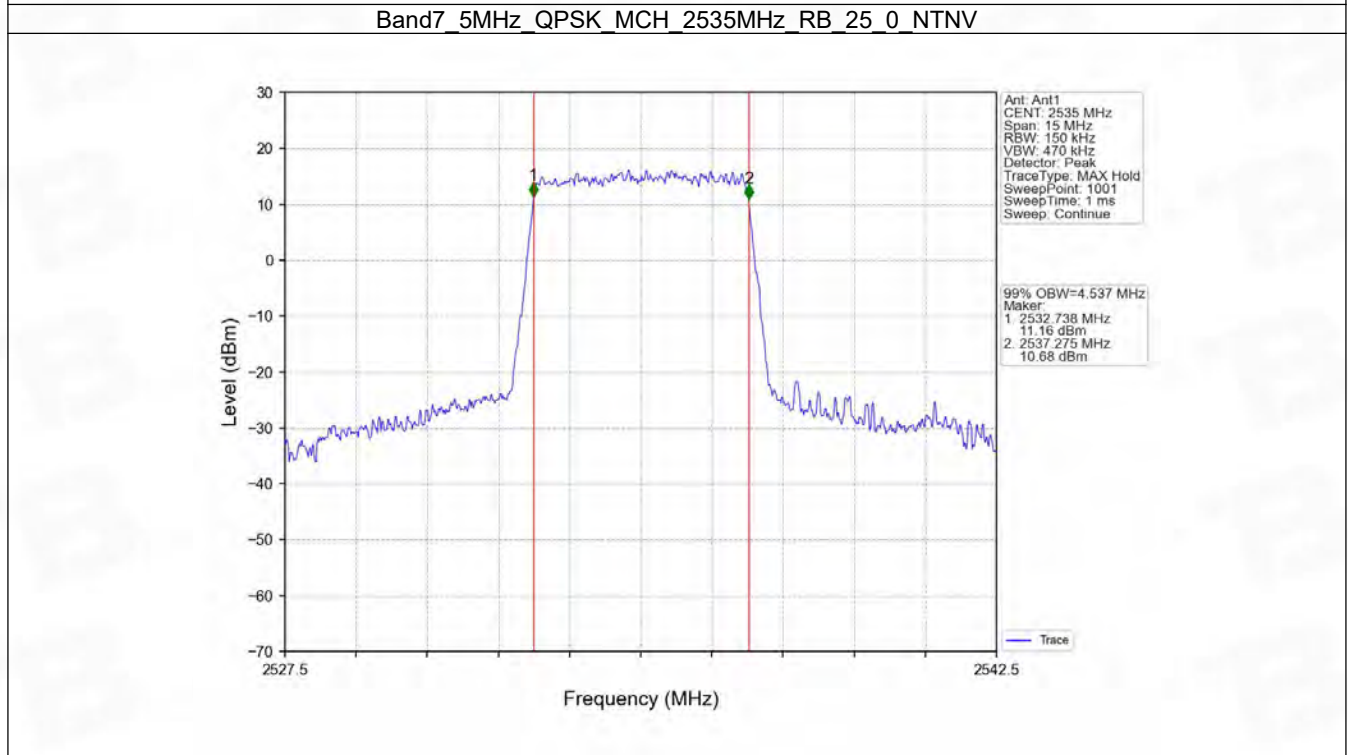
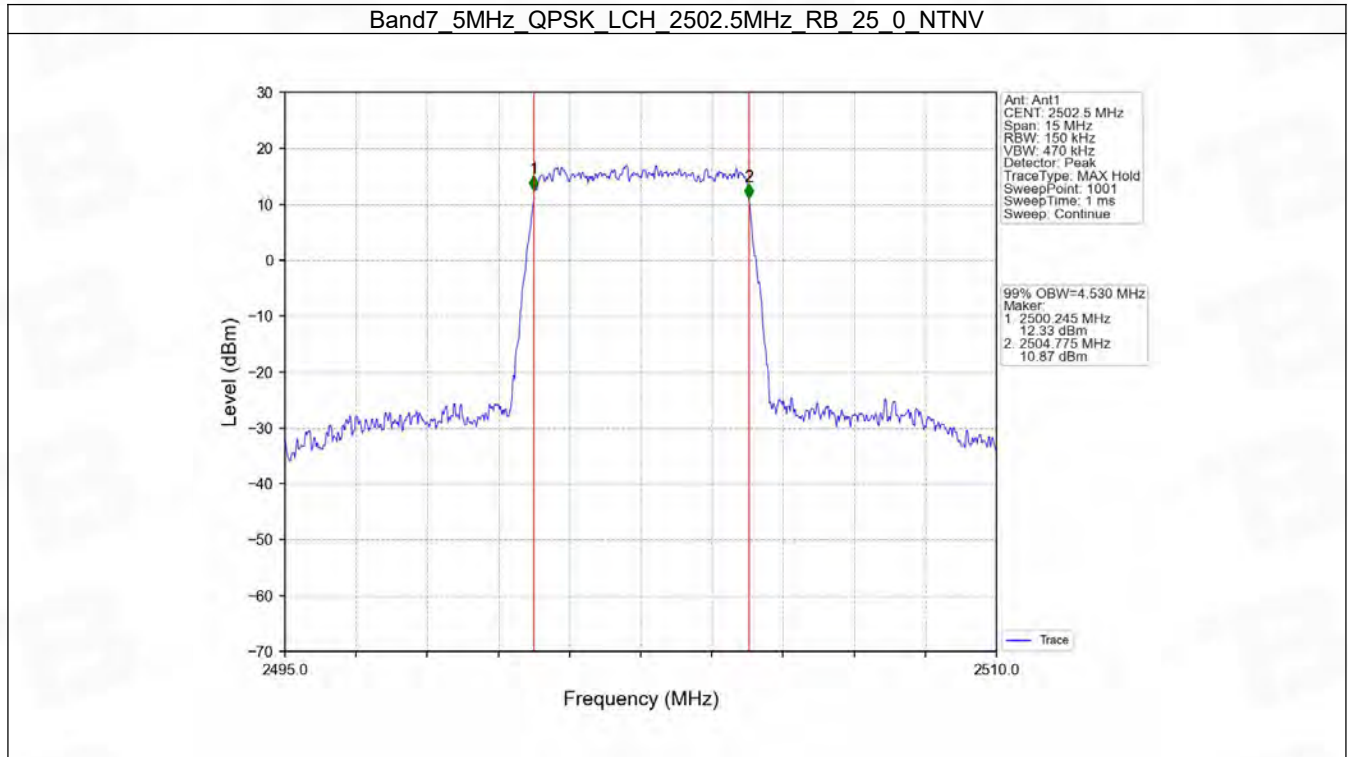
## 4. 99% & 26dB Bandwidth

### 4.1 Band7\_OBW

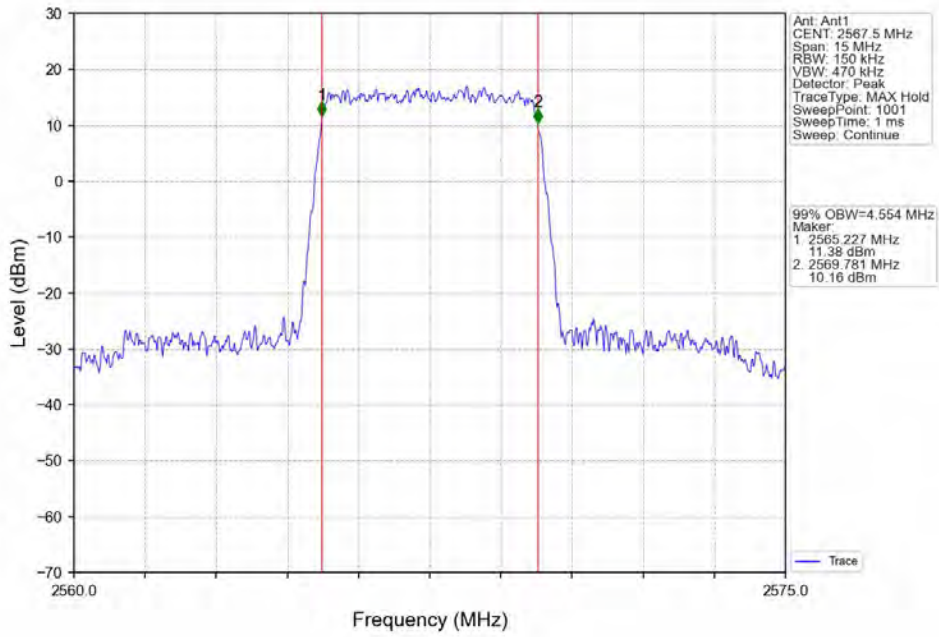
#### 4.1.1 Test Result

Band: 7 / NTN							
Bandwidth (MHz)	Modulation	Frequency (MHz)	RB Allocation		99% Occupied Bandwidth (MHz)		Verdict
			Size	Offset	Result	Limit	
5	QPSK	2502.5	25	0	4.530	/	Pass
		2535	25	0	4.537	/	Pass
		2567.5	25	0	4.554	/	Pass
	16QAM	2502.5	25	0	4.551	/	Pass
		2535	25	0	4.557	/	Pass
		2567.5	25	0	4.528	/	Pass
10	QPSK	2505	50	0	9.030	/	Pass
		2535	50	0	9.023	/	Pass
		2565	50	0	9.044	/	Pass
	16QAM	2505	50	0	9.020	/	Pass
		2535	50	0	9.050	/	Pass
		2565	50	0	9.039	/	Pass
15	QPSK	2507.5	75	0	13.509	/	Pass
		2535	75	0	13.518	/	Pass
		2562.5	75	0	13.539	/	Pass
	16QAM	2507.5	75	0	13.532	/	Pass
		2535	75	0	13.540	/	Pass
		2562.5	75	0	13.538	/	Pass
20	QPSK	2510	100	0	18.027	/	Pass
		2535	100	0	18.062	/	Pass
		2560	100	0	18.081	/	Pass
	16QAM	2510	100	0	17.948	/	Pass
		2535	100	0	18.004	/	Pass
		2560	100	0	18.123	/	Pass

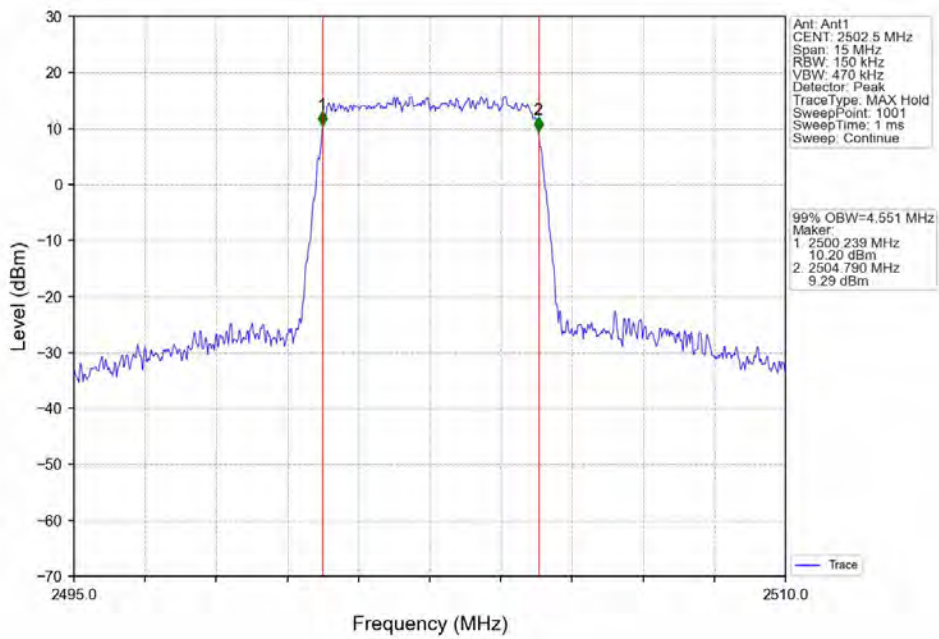
### 4.1.2 Test Graph



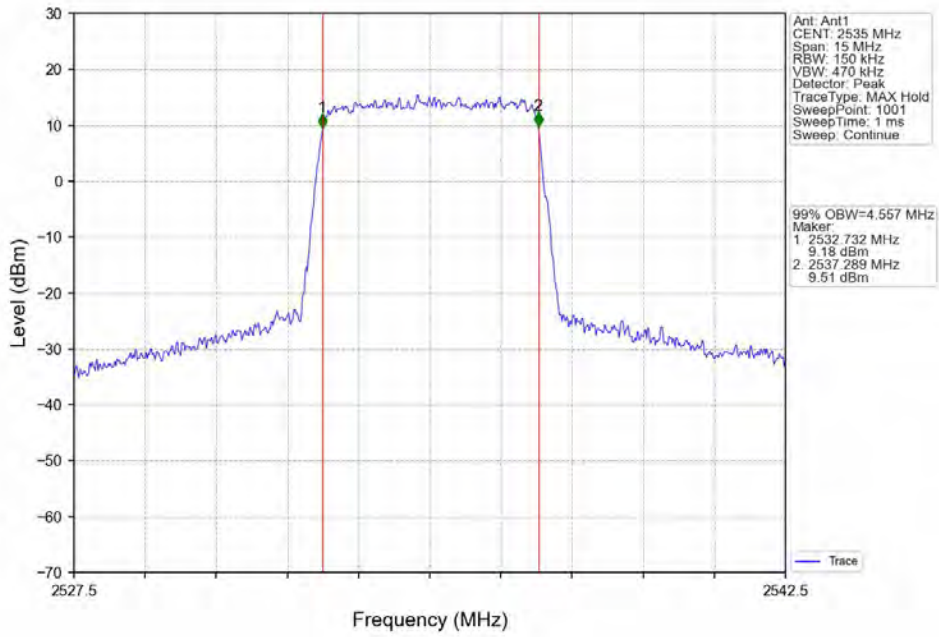
Band7\_5MHz\_QPSK\_HCH\_2567.5MHz\_RB\_25\_0\_NTNV



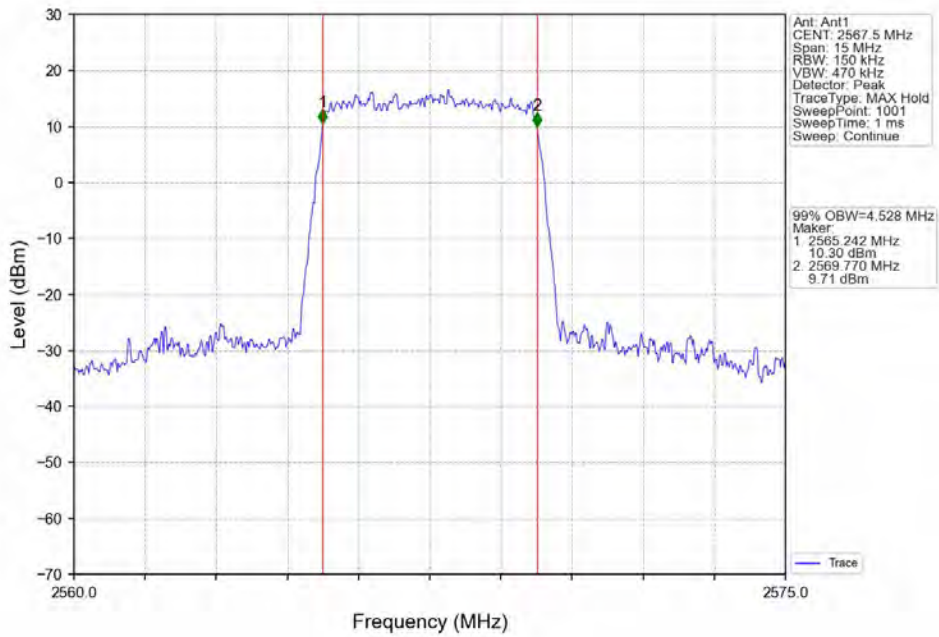
Band7\_5MHz\_16QAM\_LCH\_2502.5MHz\_RB\_25\_0\_NTNV



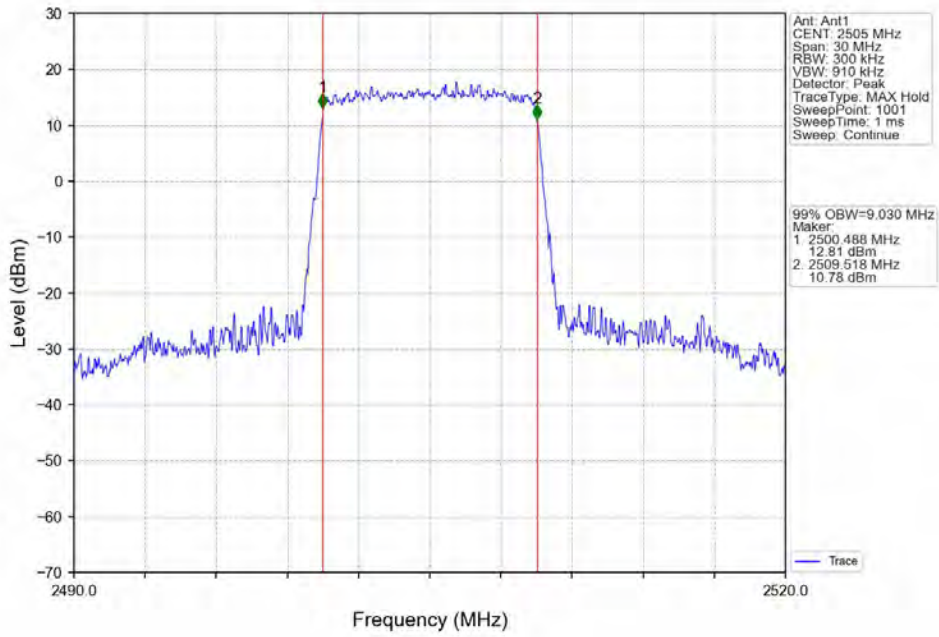
Band7\_5MHz\_16QAM\_MCH\_2535MHz\_RB\_25\_0\_NTNV



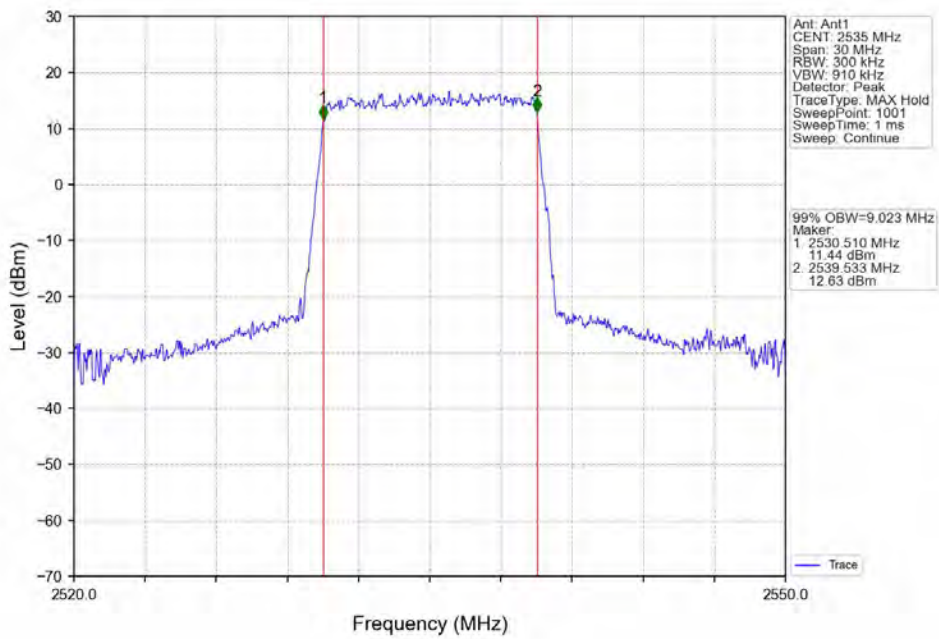
Band7\_5MHz\_16QAM\_HCH\_2567.5MHz\_RB\_25\_0\_NTNV



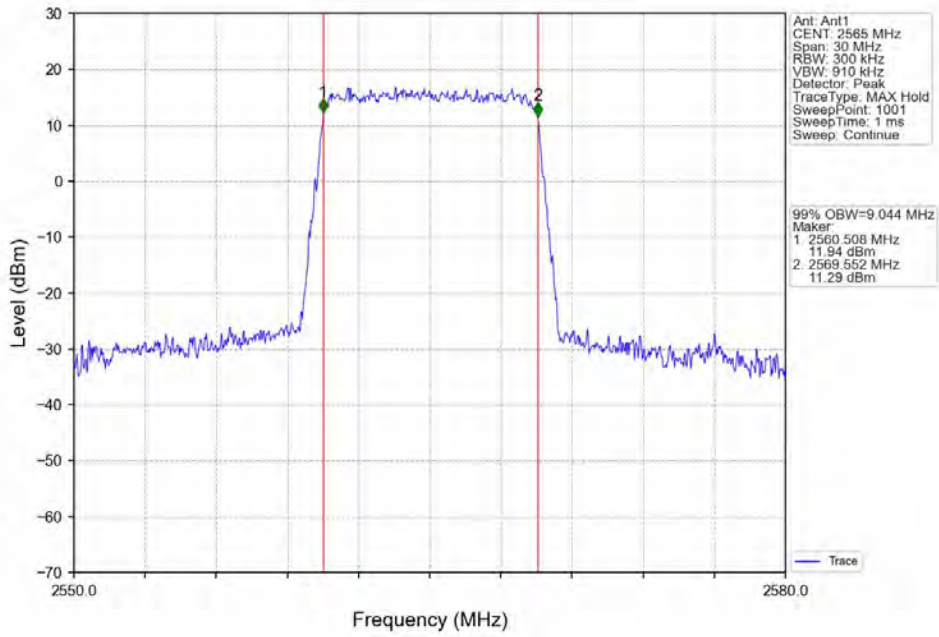
Band7 10MHz QPSK LCH 2505MHz RB 50 0 NTN



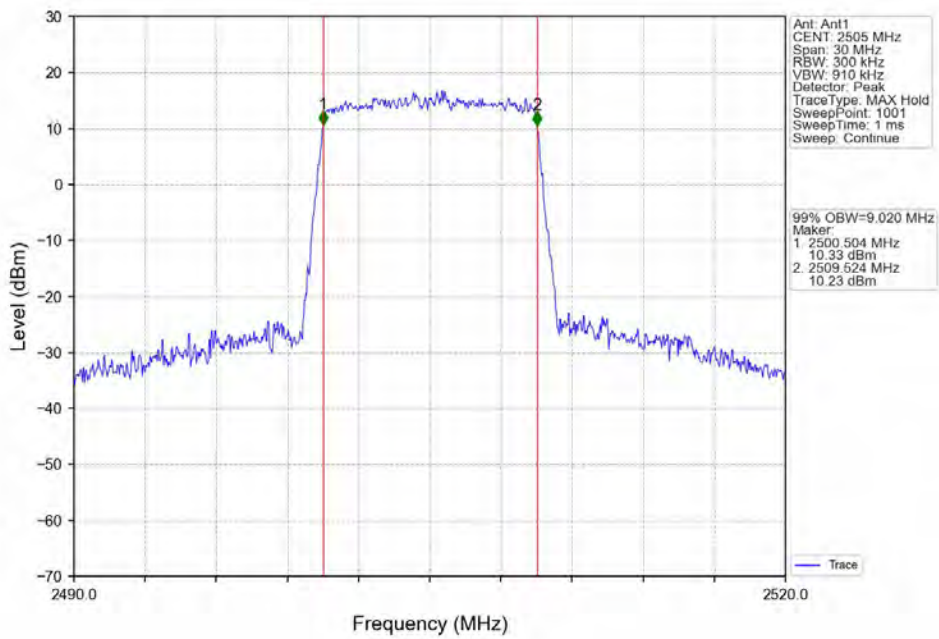
Band7 10MHz QPSK MCH 2535MHz RB 50 0 NTN



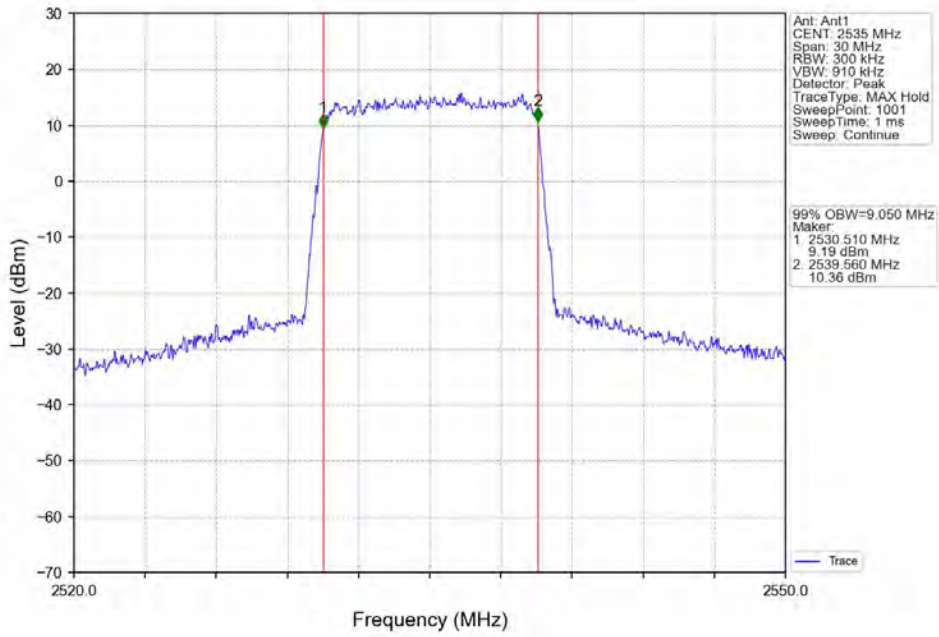
Band7 10MHz QPSK HCH 2565MHz RB 50\_0 NTN



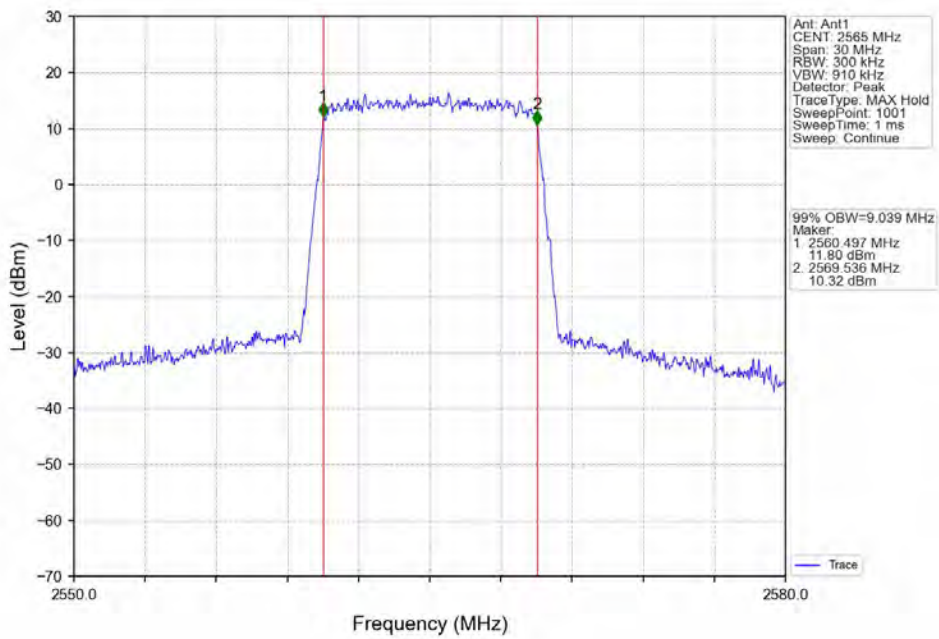
Band7 10MHz 16QAM LCH 2505MHz RB 50\_0 NTN



Band7\_10MHz\_16QAM\_MCH\_2535MHz\_RB\_50\_0\_NTNV

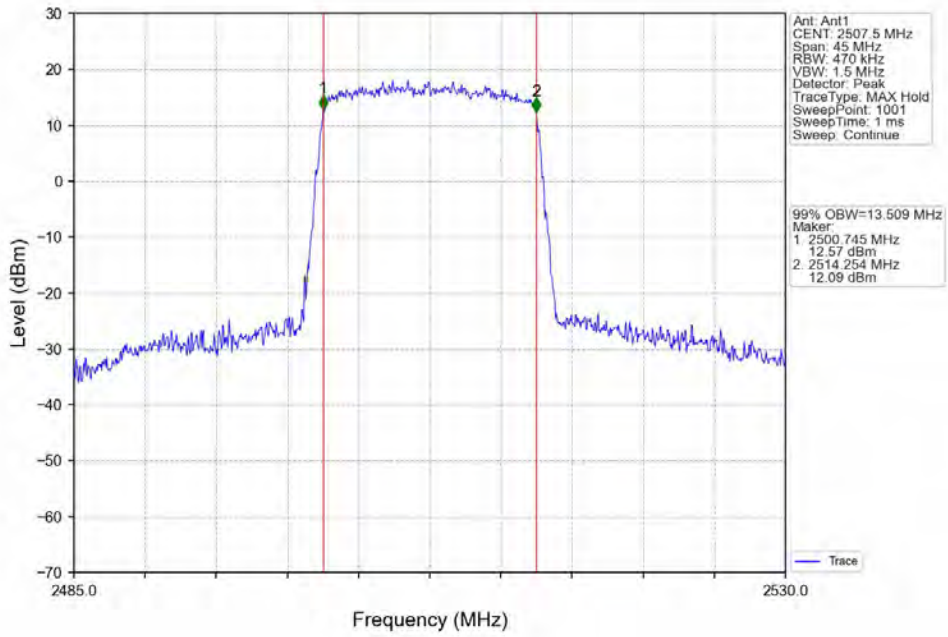


Band7\_10MHz\_16QAM\_HCH\_2565MHz\_RB\_50\_0\_NTNV

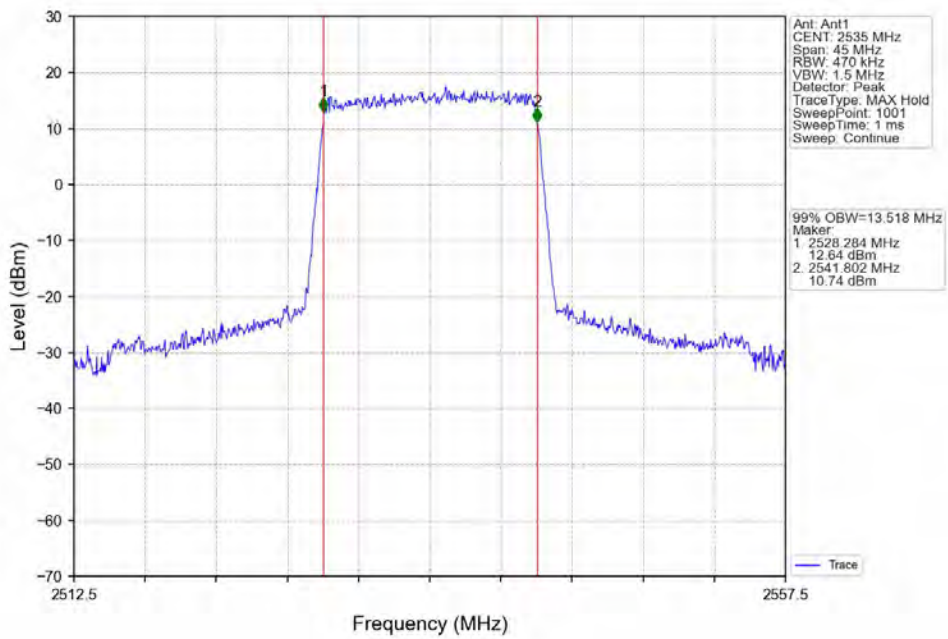




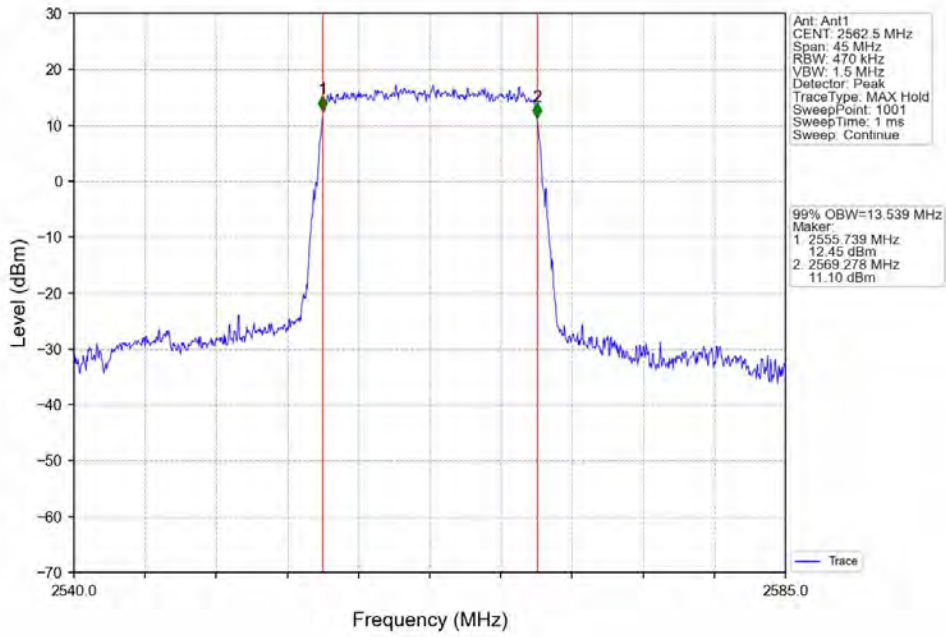
Band7\_15MHz\_QPSK\_LCH\_2507.5MHz\_RB\_75\_0\_NTNV



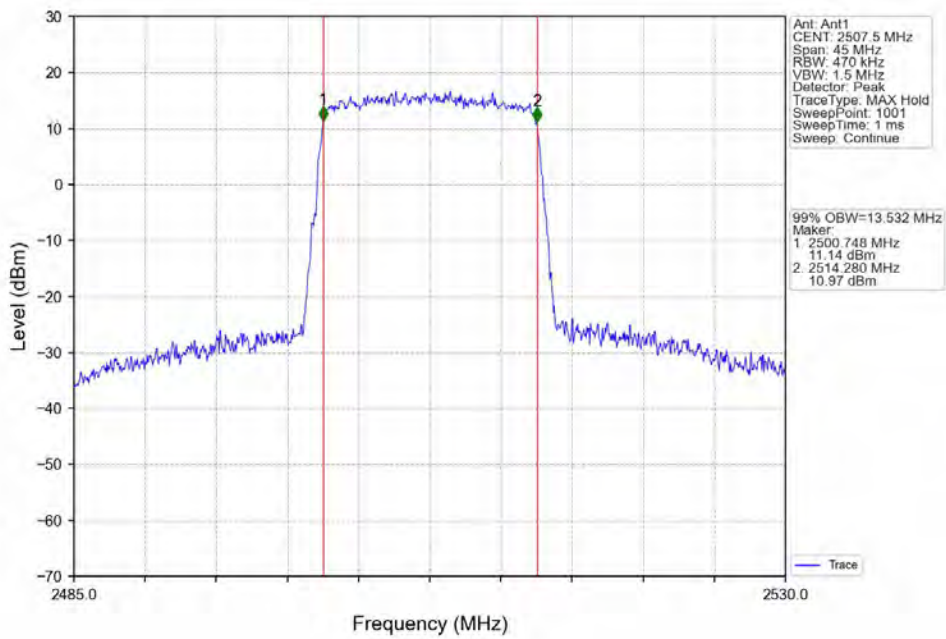
Band7\_15MHz\_QPSK\_MCH\_2535MHz\_RB\_75\_0\_NTNV



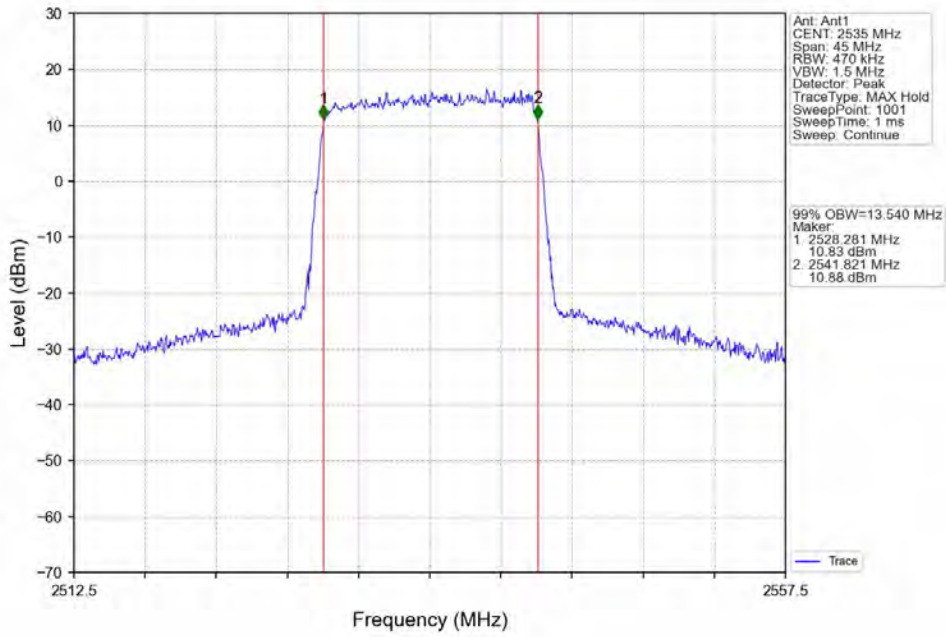
Band7\_15MHz\_QPSK\_HCH\_2562.5MHz\_RB\_75\_0\_NTNV



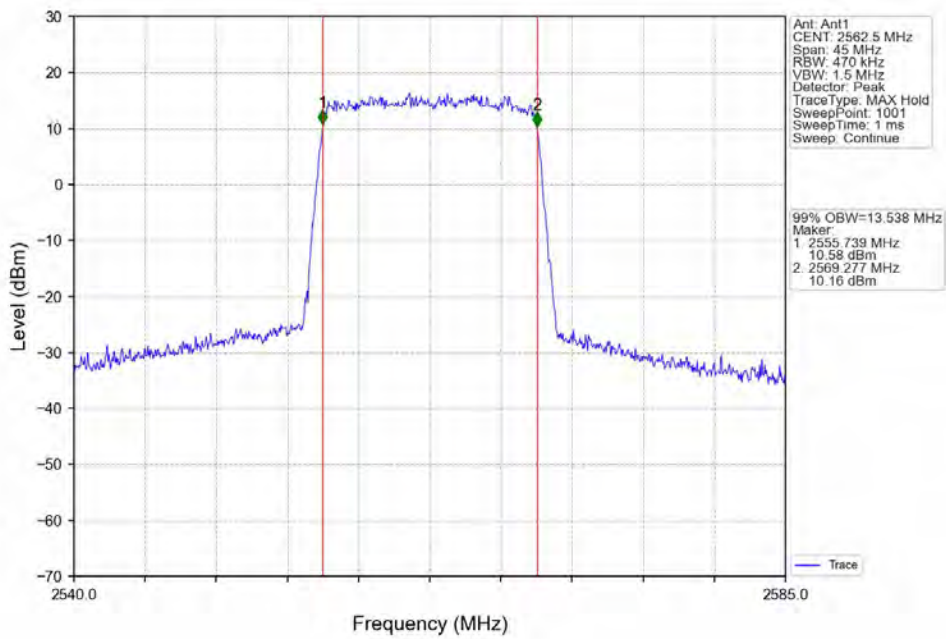
Band7\_15MHz\_16QAM\_LCH\_2507.5MHz\_RB\_75\_0\_NTNV



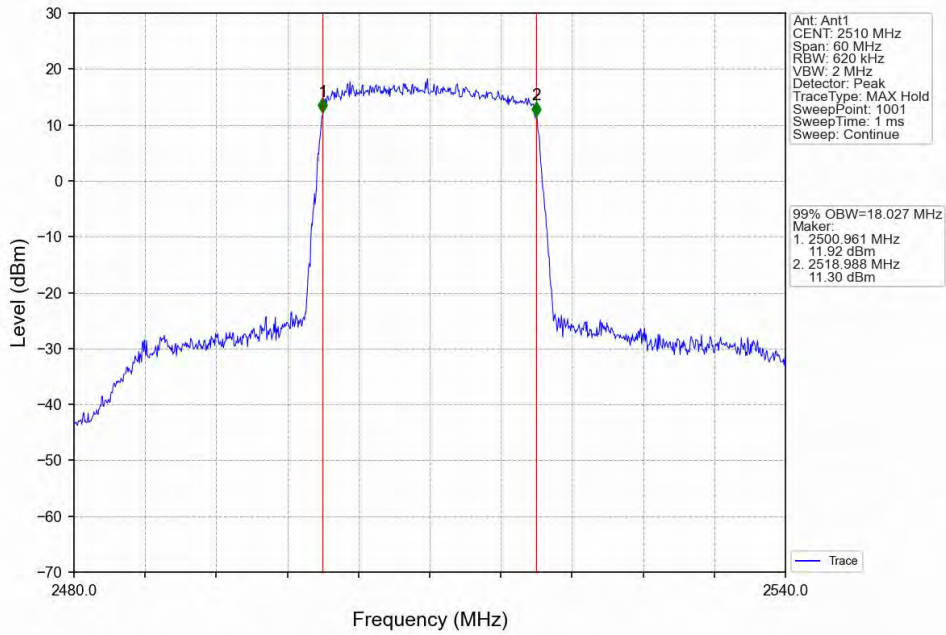
Band7\_15MHz\_16QAM\_MCH\_2535MHz\_RB\_75\_0\_NTNV



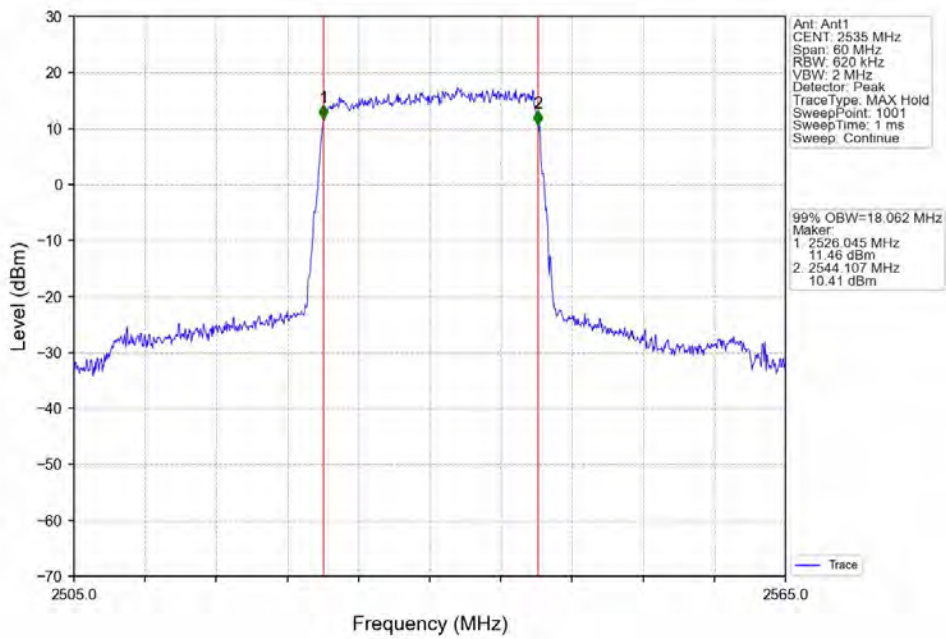
Band7\_15MHz\_16QAM\_HCH\_2562.5MHz\_RB\_75\_0\_NTNV



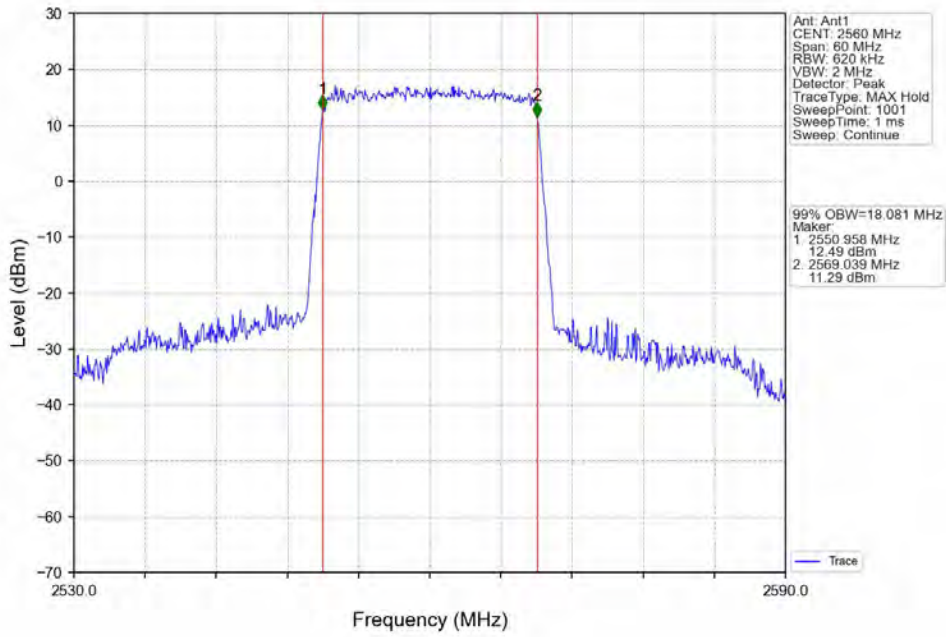
Band7\_20MHz\_QPSK\_LCH\_2510MHz\_RB\_100\_0\_NTNV



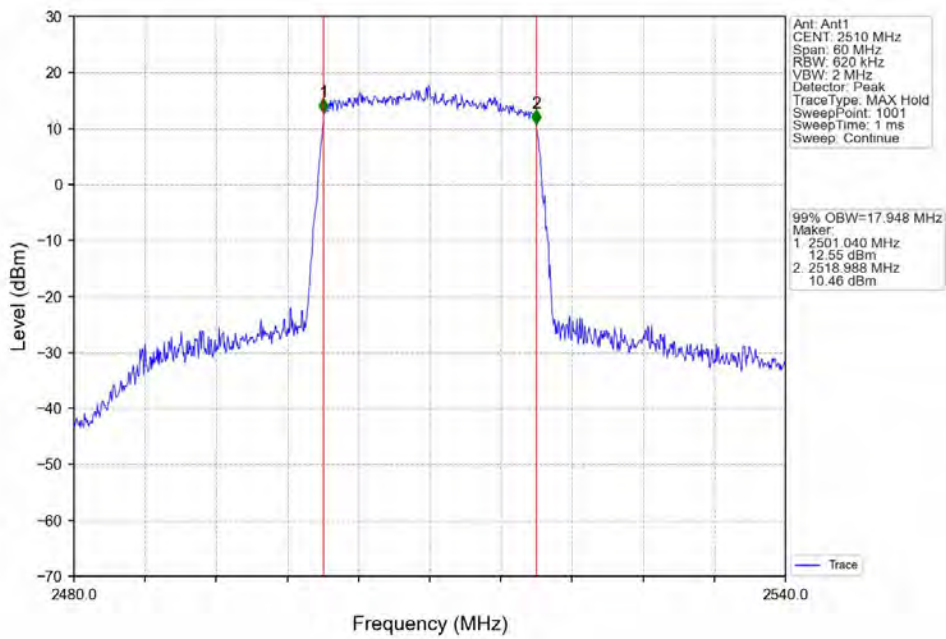
Band7\_20MHz\_QPSK\_MCH\_2535MHz\_RB\_100\_0\_NTNV



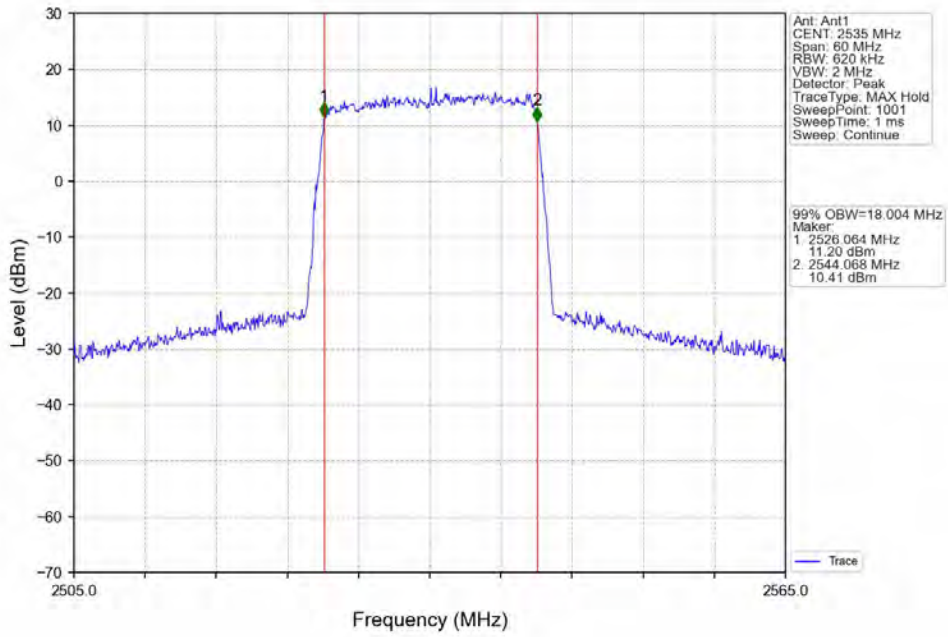
Band7\_20MHz\_QPSK\_HCH\_2560MHz\_RB\_100\_0\_NTNV



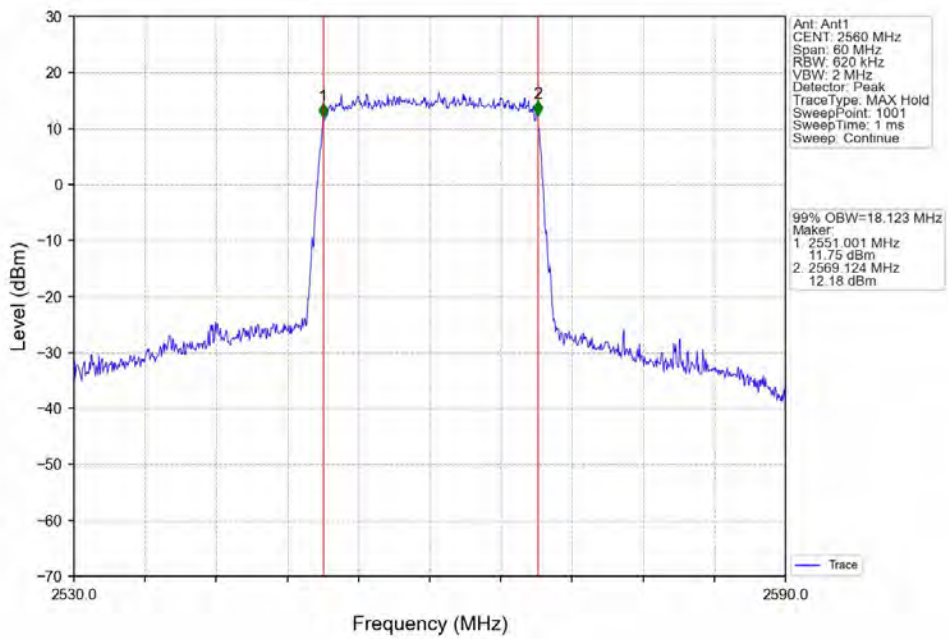
Band7\_20MHz\_16QAM\_LCH\_2510MHz\_RB\_100\_0\_NTNV



Band7 20MHz 16QAM MCH 2535MHz RB 100\_0 NTN



Band7 20MHz 16QAM HCH 2560MHz RB 100\_0 NTN

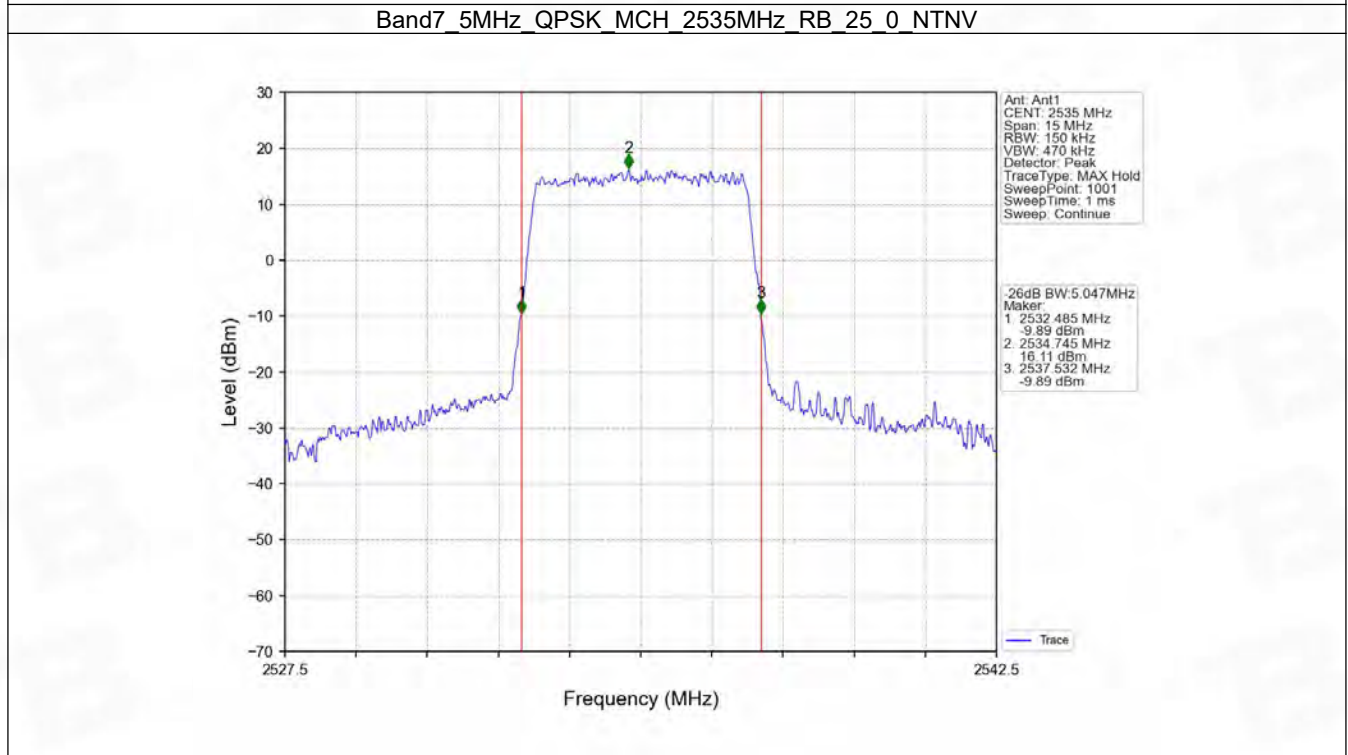
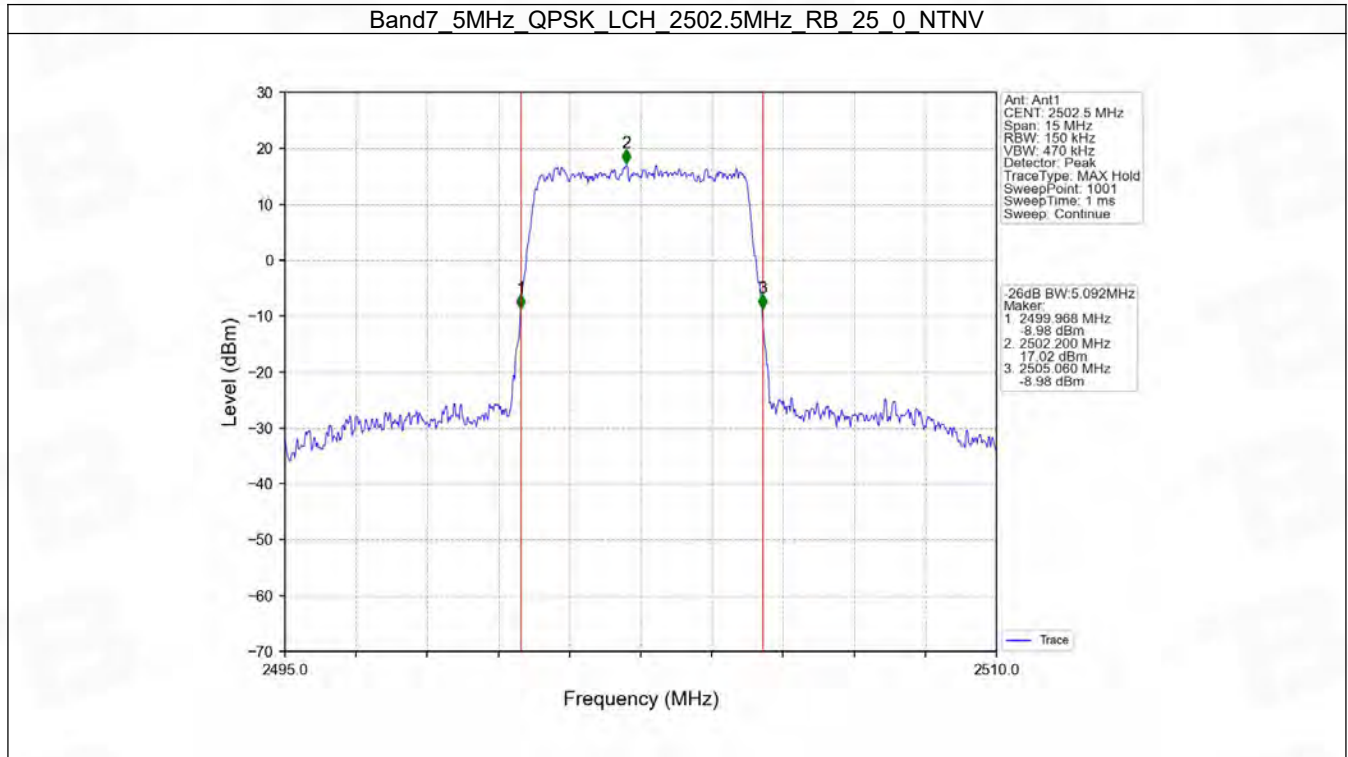


## 4.2 Band7\_XDB

### 4.2.1 Test Result

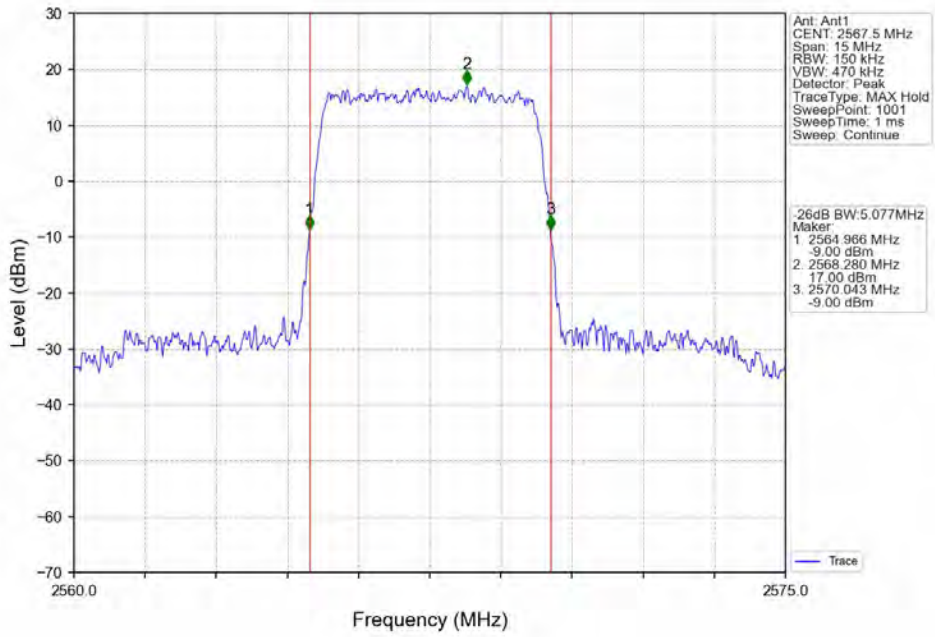
Band: 7 / NTNV							
Bandwidth (MHz)	Modulation	Frequency (MHz)	RB Allocation		26dB Bandwidth (MHz)		Verdict
			Size	Offset	Result	Limit	
5	QPSK	2502.5	25	0	5.092	/	Pass
		2535	25	0	5.047	/	Pass
		2567.5	25	0	5.077	/	Pass
	16QAM	2502.5	25	0	5.085	/	Pass
		2535	25	0	5.087	/	Pass
		2567.5	25	0	5.071	/	Pass
10	QPSK	2505	50	0	9.996	/	Pass
		2535	50	0	10.074	/	Pass
		2565	50	0	10.125	/	Pass
	16QAM	2505	50	0	10.003	/	Pass
		2535	50	0	9.966	/	Pass
		2565	50	0	10.014	/	Pass
15	QPSK	2507.5	75	0	14.826	/	Pass
		2535	75	0	14.930	/	Pass
		2562.5	75	0	15.026	/	Pass
	16QAM	2507.5	75	0	14.980	/	Pass
		2535	75	0	14.892	/	Pass
		2562.5	75	0	14.920	/	Pass
20	QPSK	2510	100	0	19.792	/	Pass
		2535	100	0	19.814	/	Pass
		2560	100	0	19.796	/	Pass
	16QAM	2510	100	0	19.747	/	Pass
		2535	100	0	19.749	/	Pass
		2560	100	0	19.644	/	Pass

## 4.2.2 Test Graph

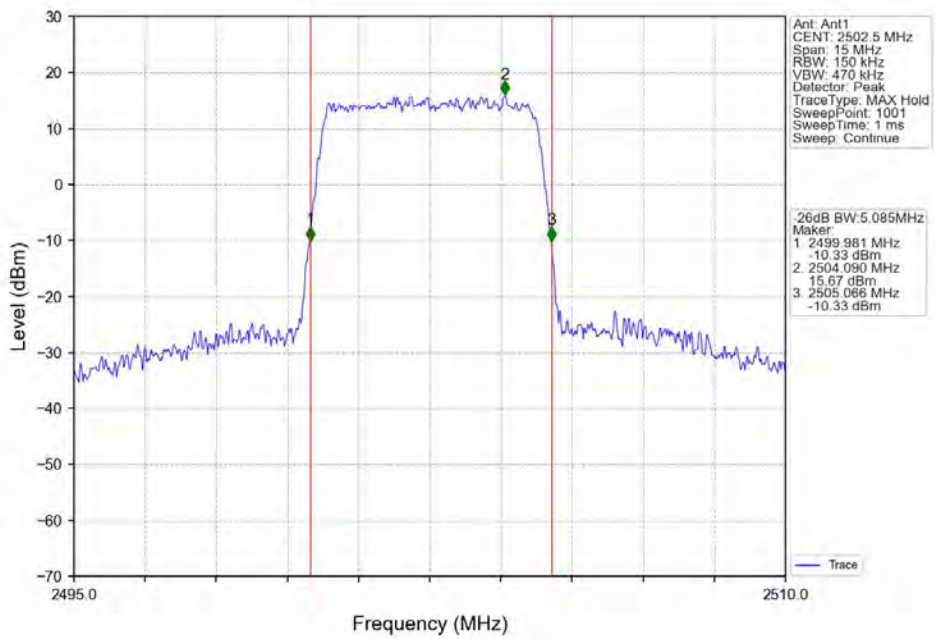




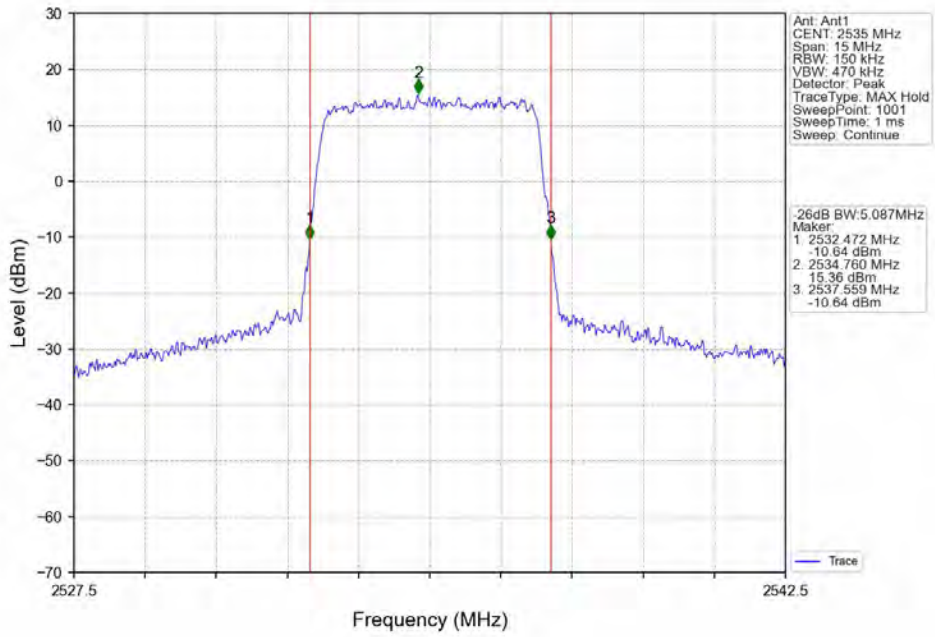
Band7\_5MHz\_QPSK\_HCH\_2567.5MHz\_RB\_25\_0\_NTNV



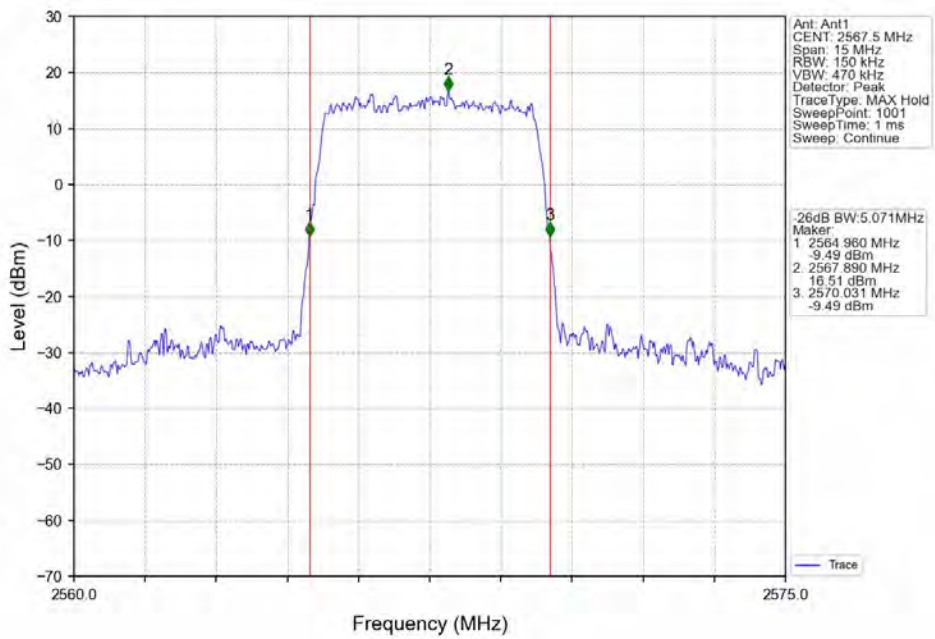
Band7\_5MHz\_16QAM\_LCH\_2502.5MHz\_RB\_25\_0\_NTNV



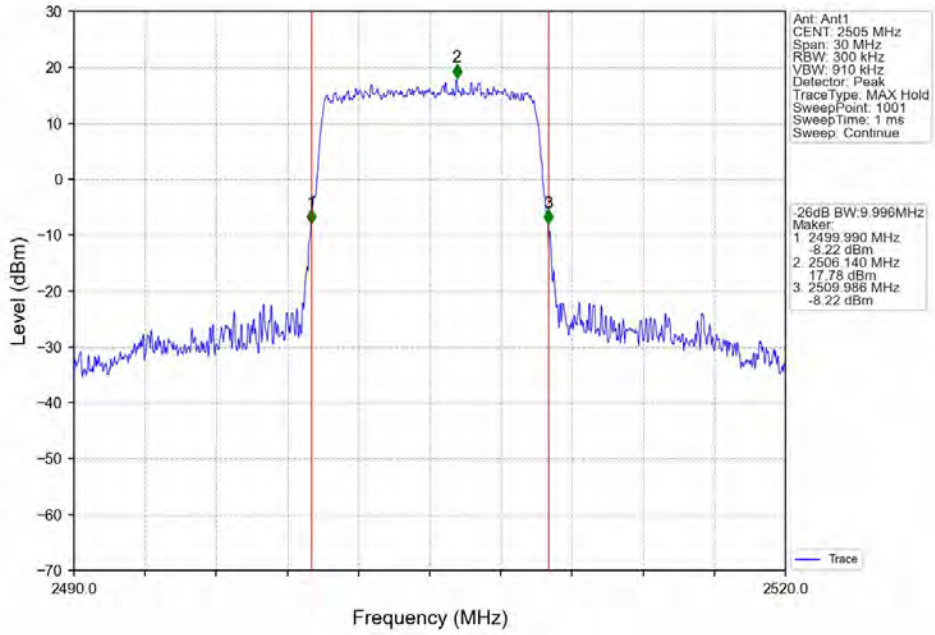
Band7\_5MHz\_16QAM\_MCH\_2535MHz\_RB\_25\_0\_NTNV



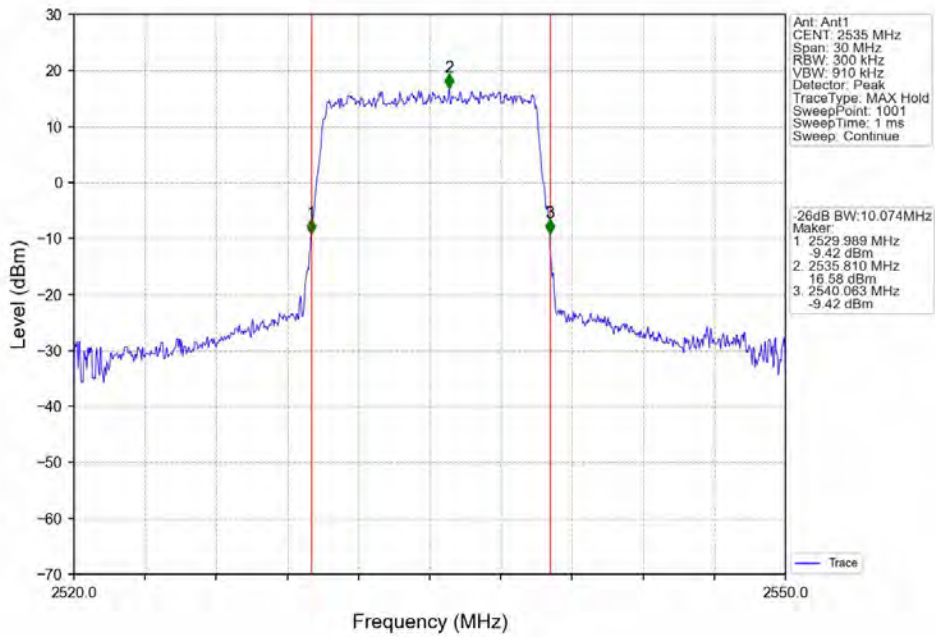
Band7\_5MHz\_16QAM\_HCH\_2567.5MHz\_RB\_25\_0\_NTNV



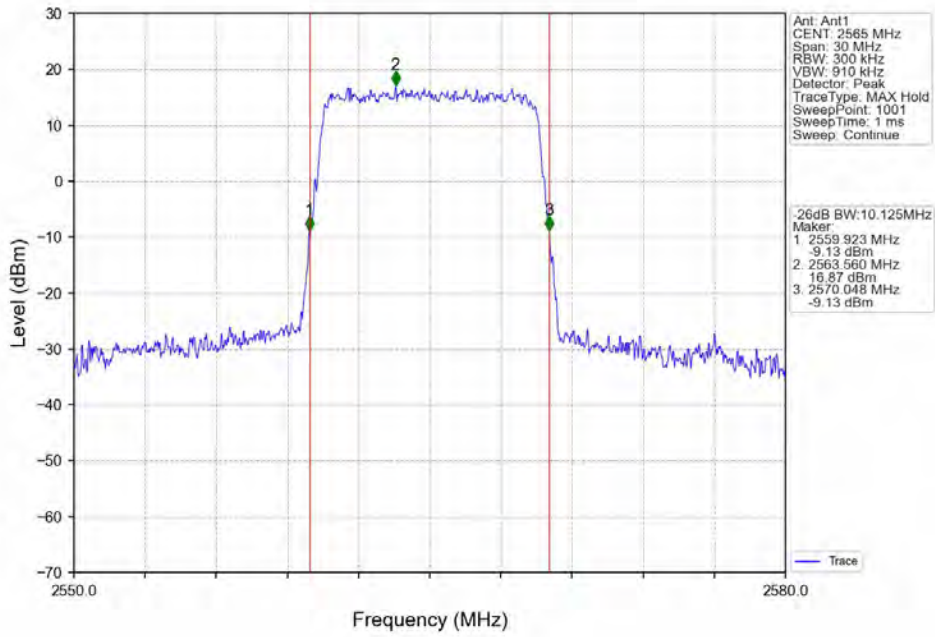
Band7 10MHz QPSK\_LCH\_2505MHz\_RB\_50\_0\_NTNV



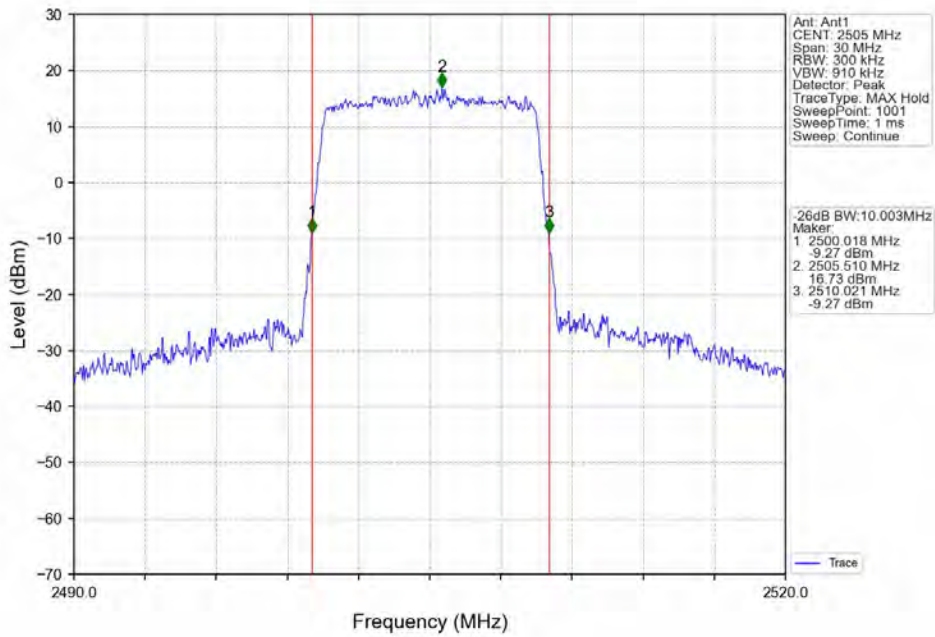
Band7 10MHz QPSK\_MCH\_2535MHz\_RB\_50\_0\_NTNV



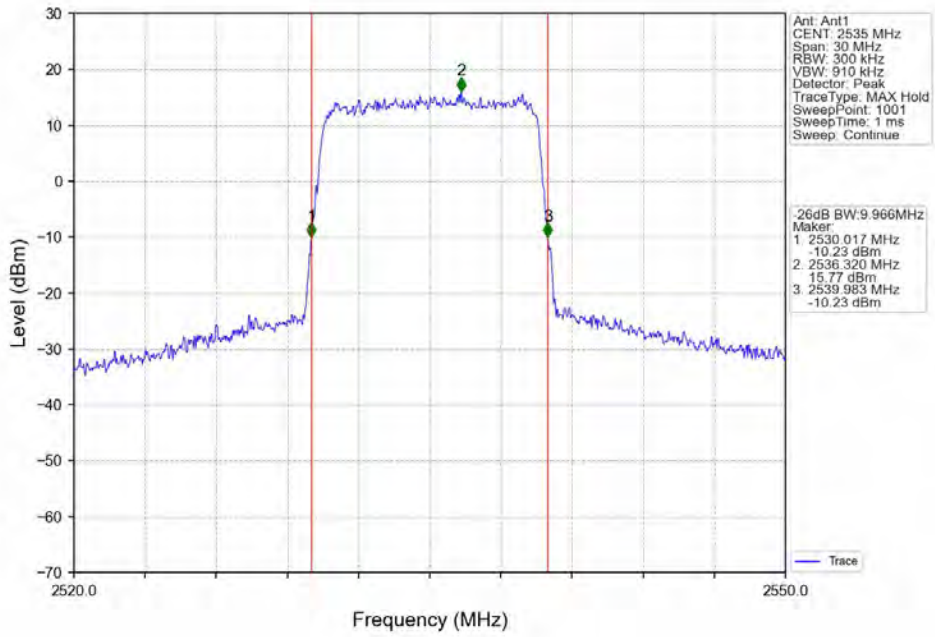
Band7 10MHz QPSK HCH 2565MHz RB 50\_0 NTN



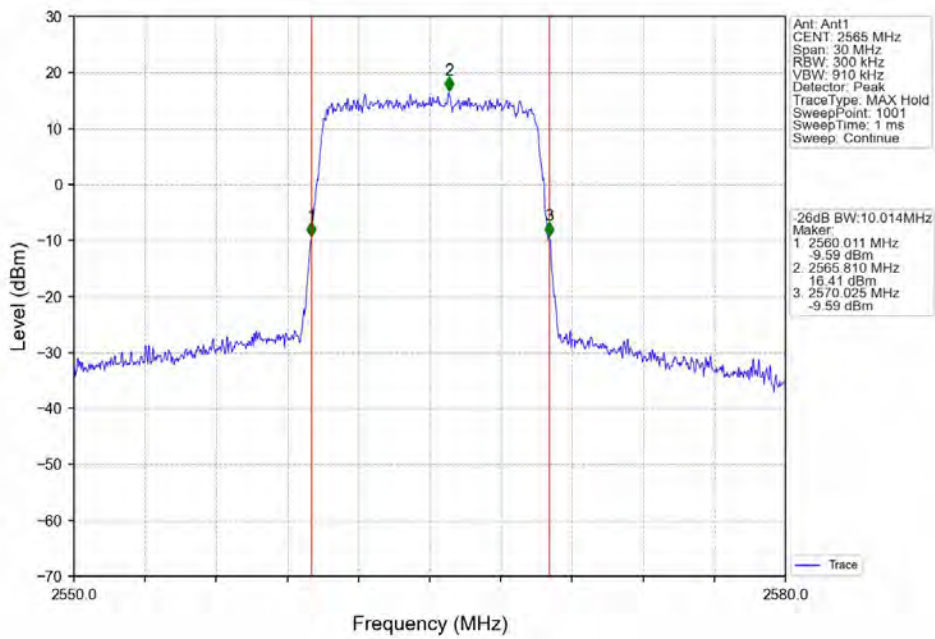
Band7 10MHz 16QAM LCH 2505MHz RB 50\_0 NTN



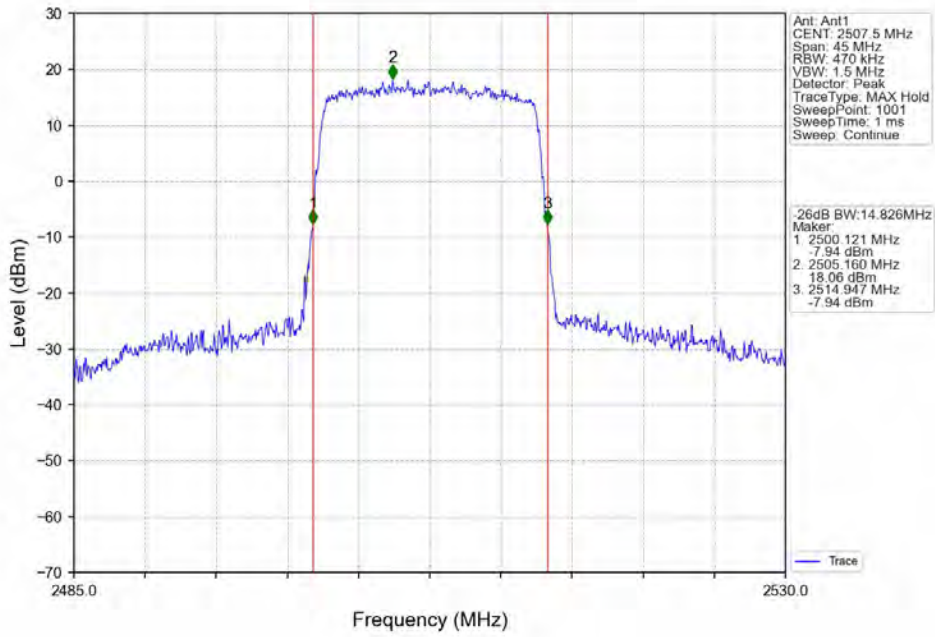
Band7\_10MHz\_16QAM\_MCH\_2535MHz\_RB\_50\_0\_NTNV



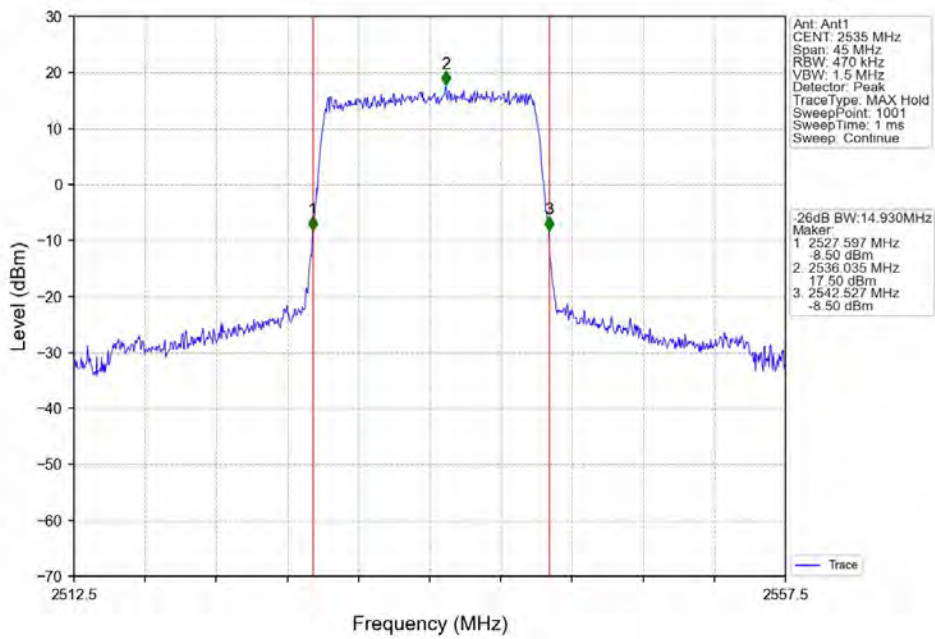
Band7\_10MHz\_16QAM\_HCH\_2565MHz\_RB\_50\_0\_NTNV



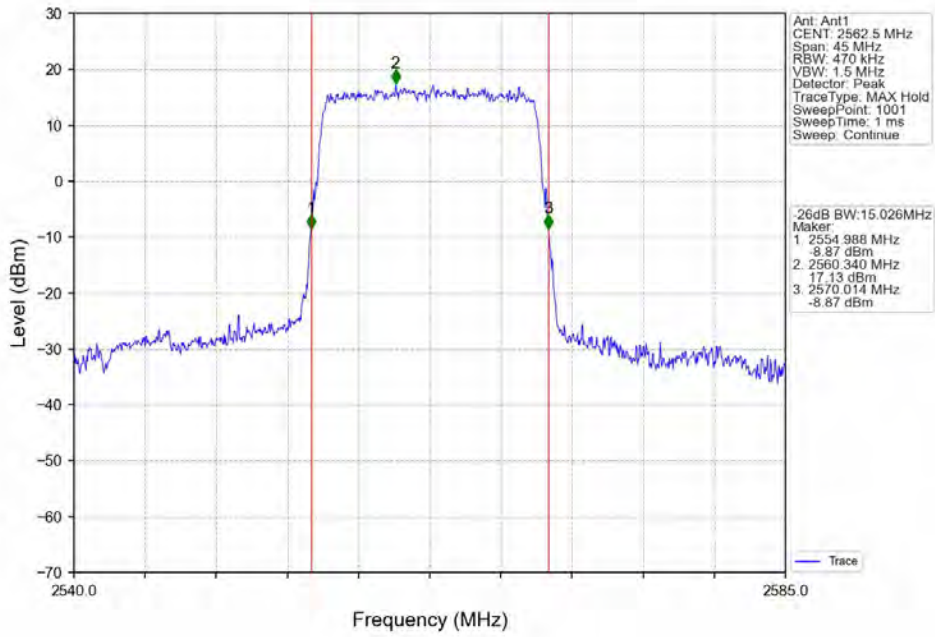
Band7\_15MHz\_QPSK\_LCH\_2507.5MHz\_RB\_75\_0\_NTNV



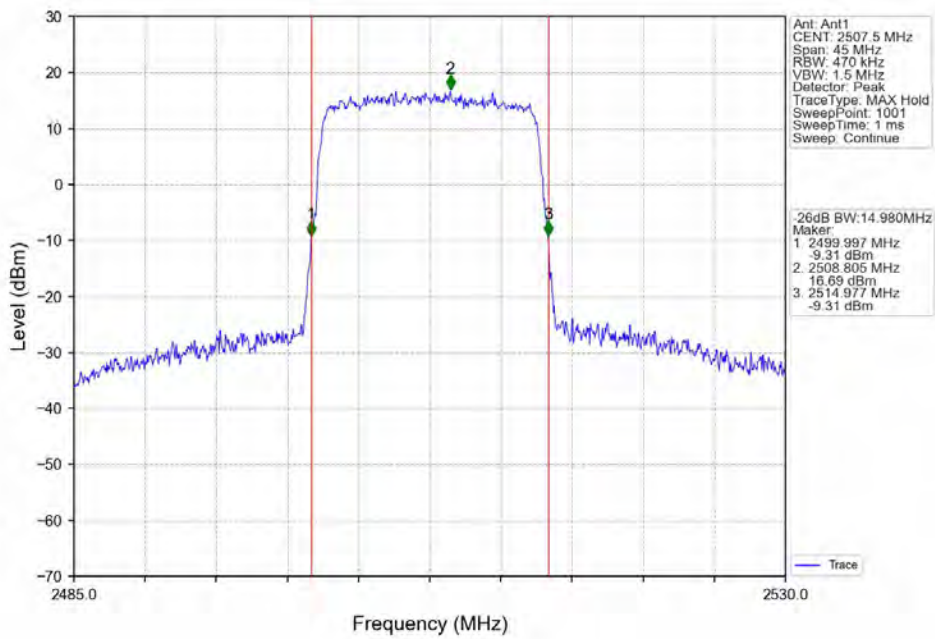
Band7\_15MHz\_QPSK\_MCH\_2535MHz\_RB\_75\_0\_NTNV



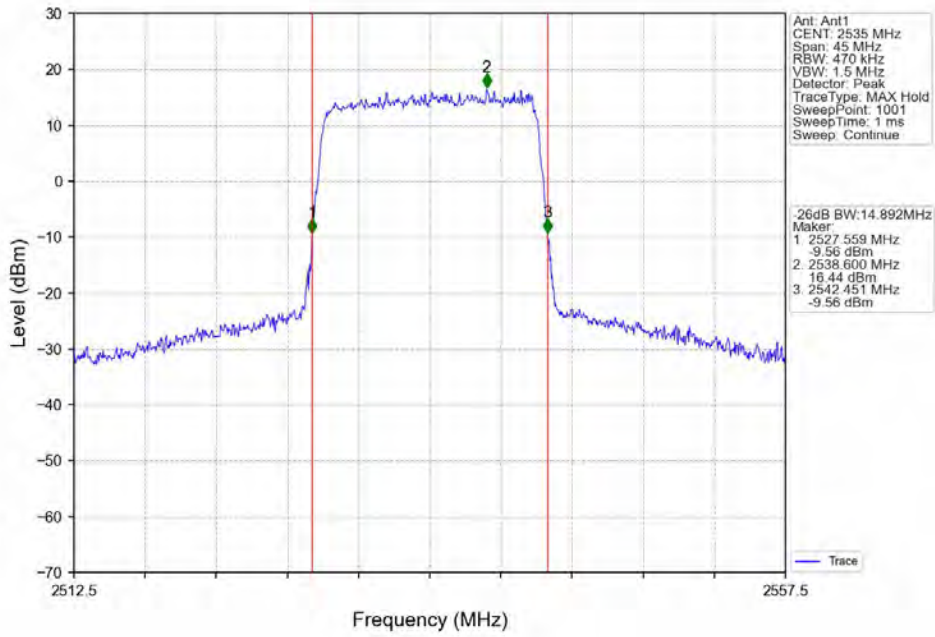
Band7\_15MHz\_QPSK\_HCH\_2562.5MHz\_RB\_75\_0\_NTNV



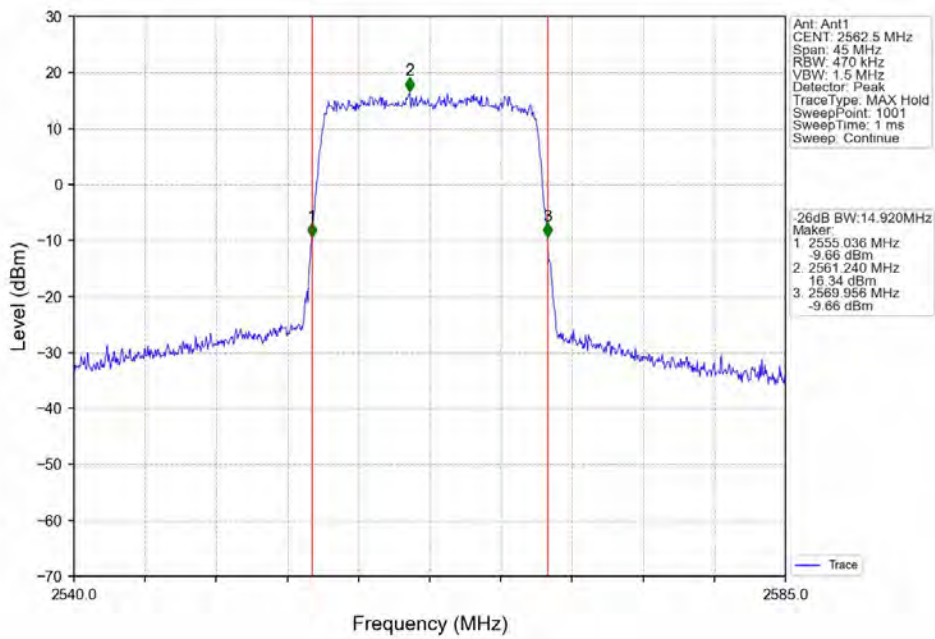
Band7\_15MHz\_16QAM\_LCH\_2507.5MHz\_RB\_75\_0\_NTNV



Band7\_15MHz\_16QAM\_MCH\_2535MHz\_RB\_75\_0\_NTNV

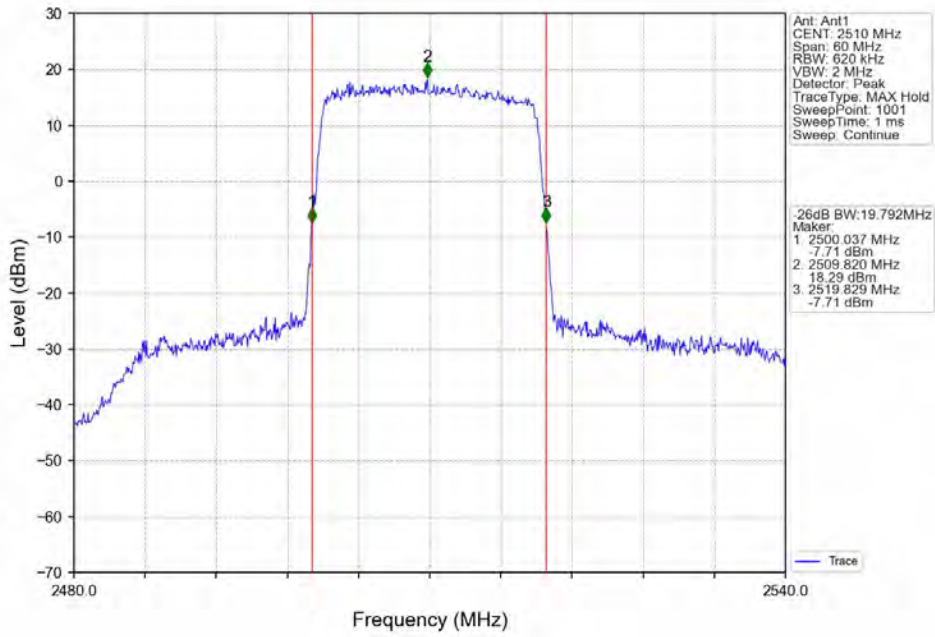


Band7\_15MHz\_16QAM\_HCH\_2562.5MHz\_RB\_75\_0\_NTNV

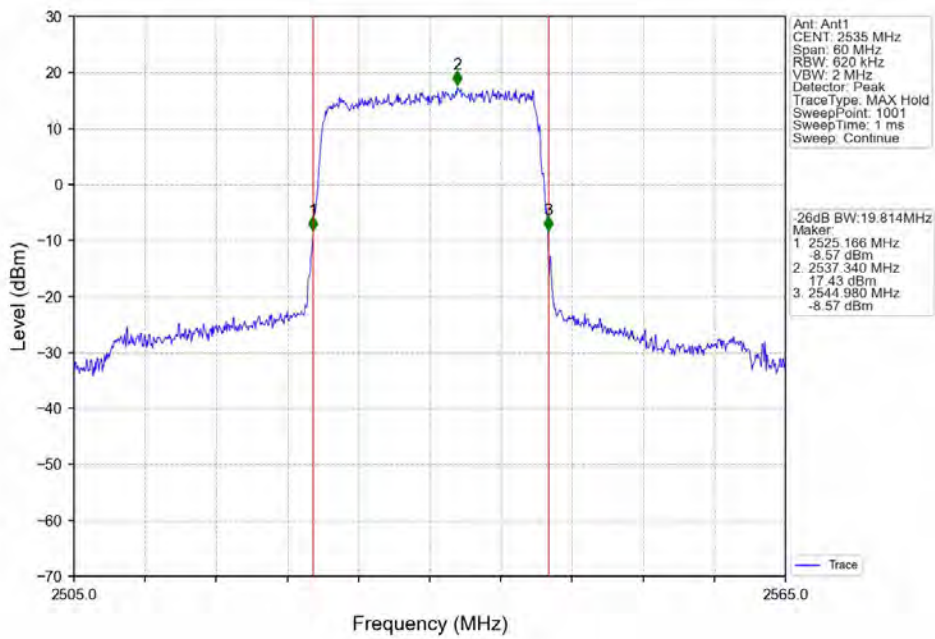




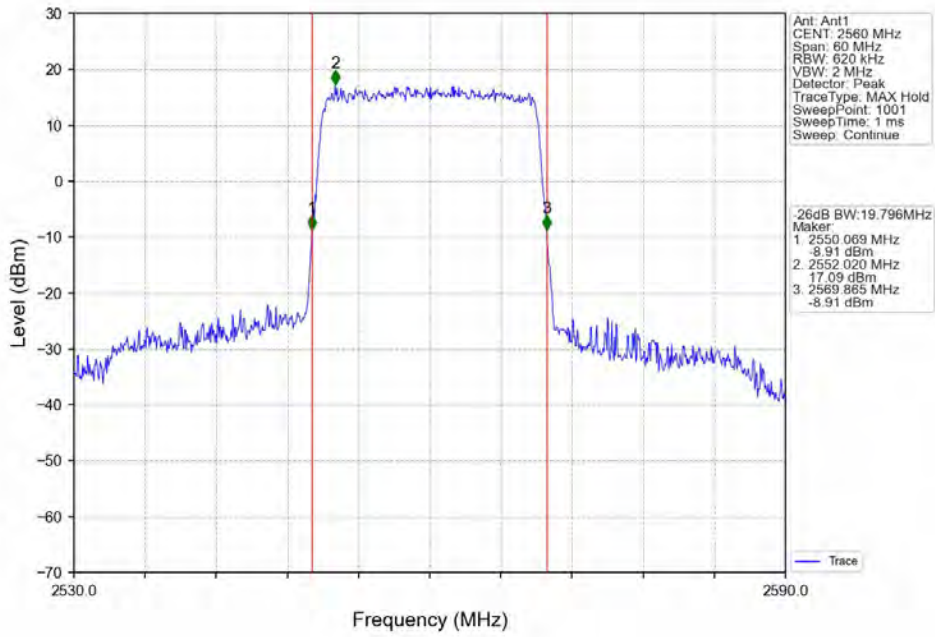
Band7\_20MHz\_QPSK\_LCH\_2510MHz\_RB\_100\_0\_NTNV



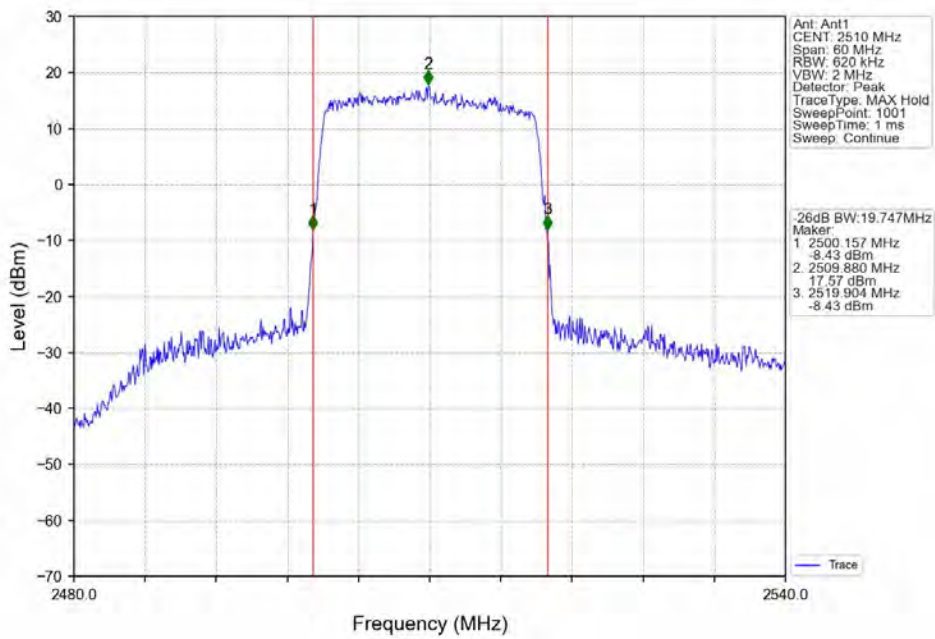
Band7\_20MHz\_QPSK\_MCH\_2535MHz\_RB\_100\_0\_NTNV



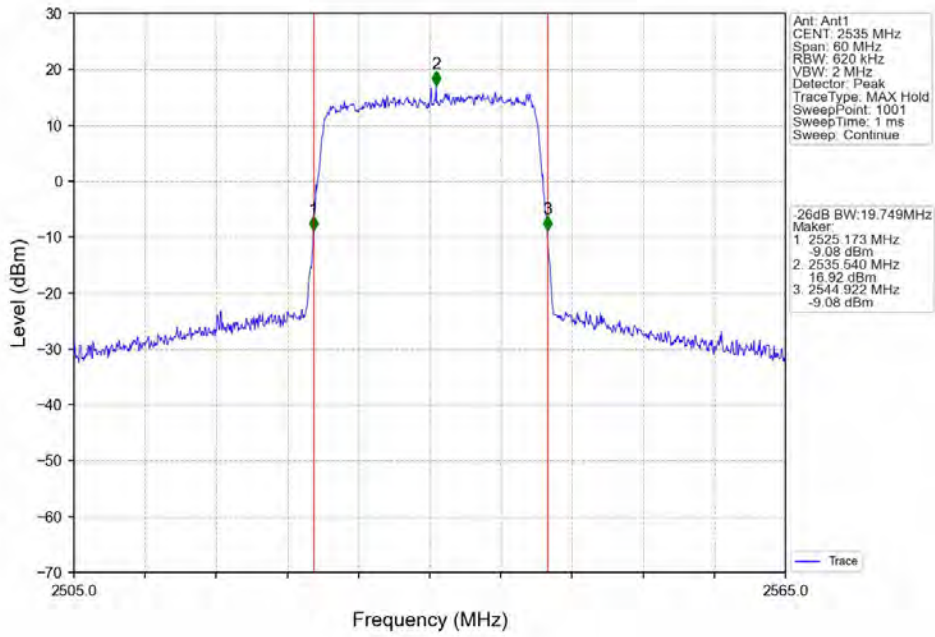
Band7\_20MHz\_QPSK\_HCH\_2560MHz\_RB\_100\_0\_NTNV



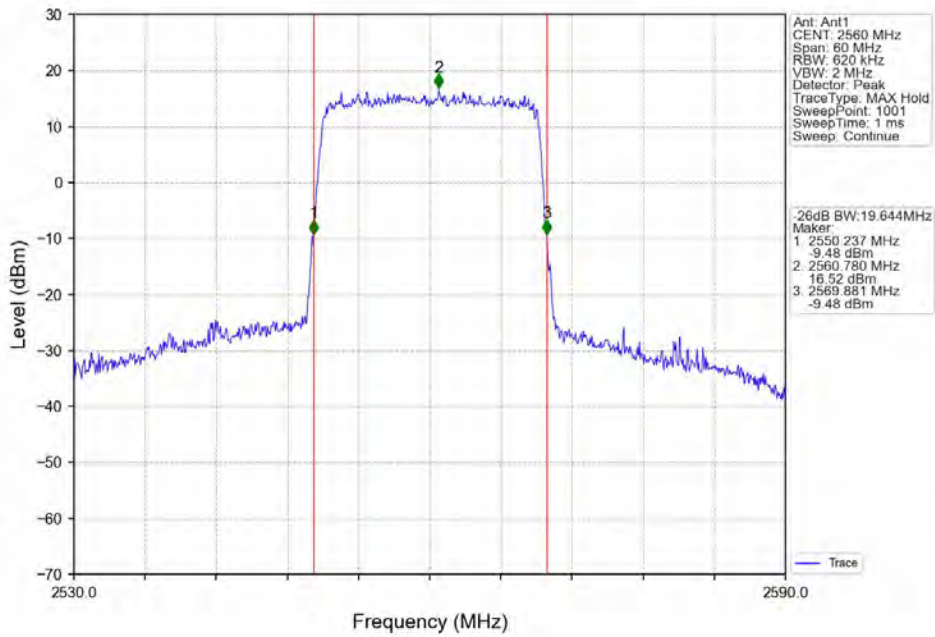
Band7\_20MHz\_16QAM\_LCH\_2510MHz\_RB\_100\_0\_NTNV



Band7 20MHz 16QAM MCH 2535MHz RB 100\_0 NTN



Band7 20MHz 16QAM HCH 2560MHz RB 100\_0 NTN



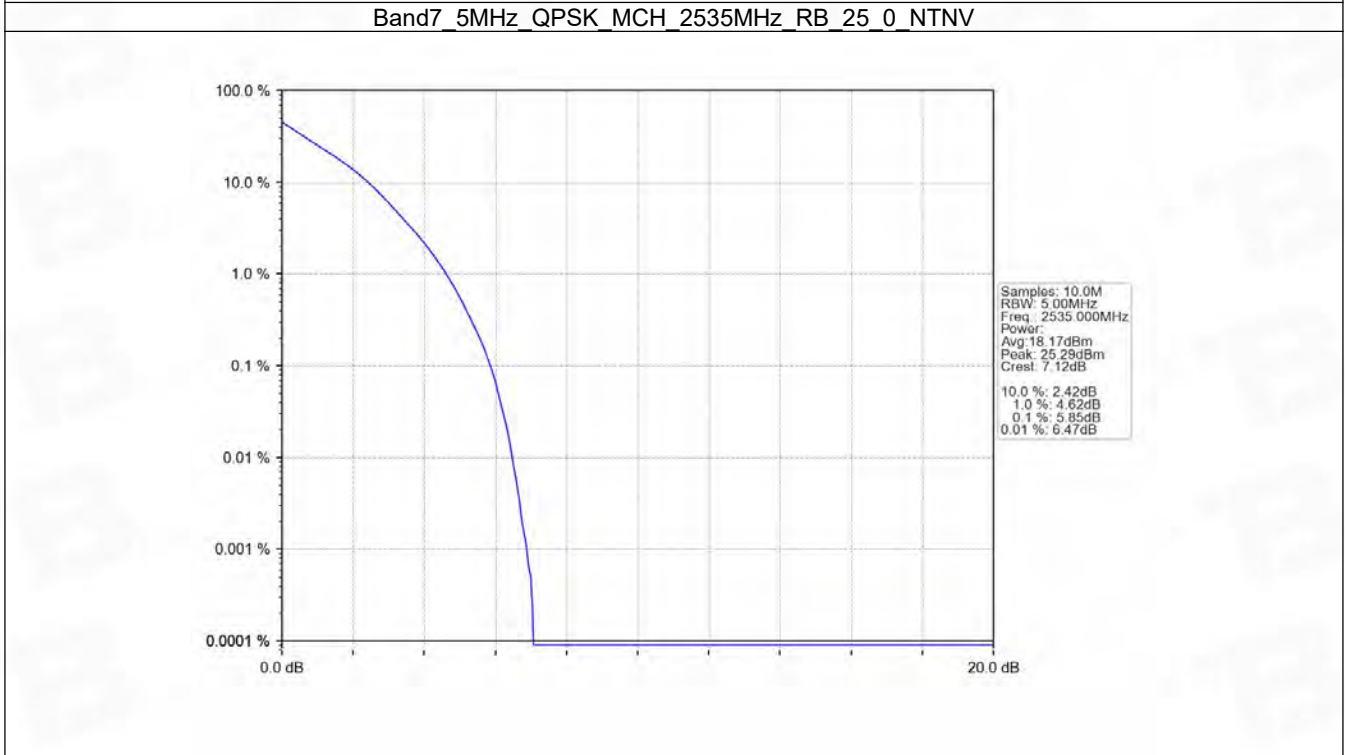
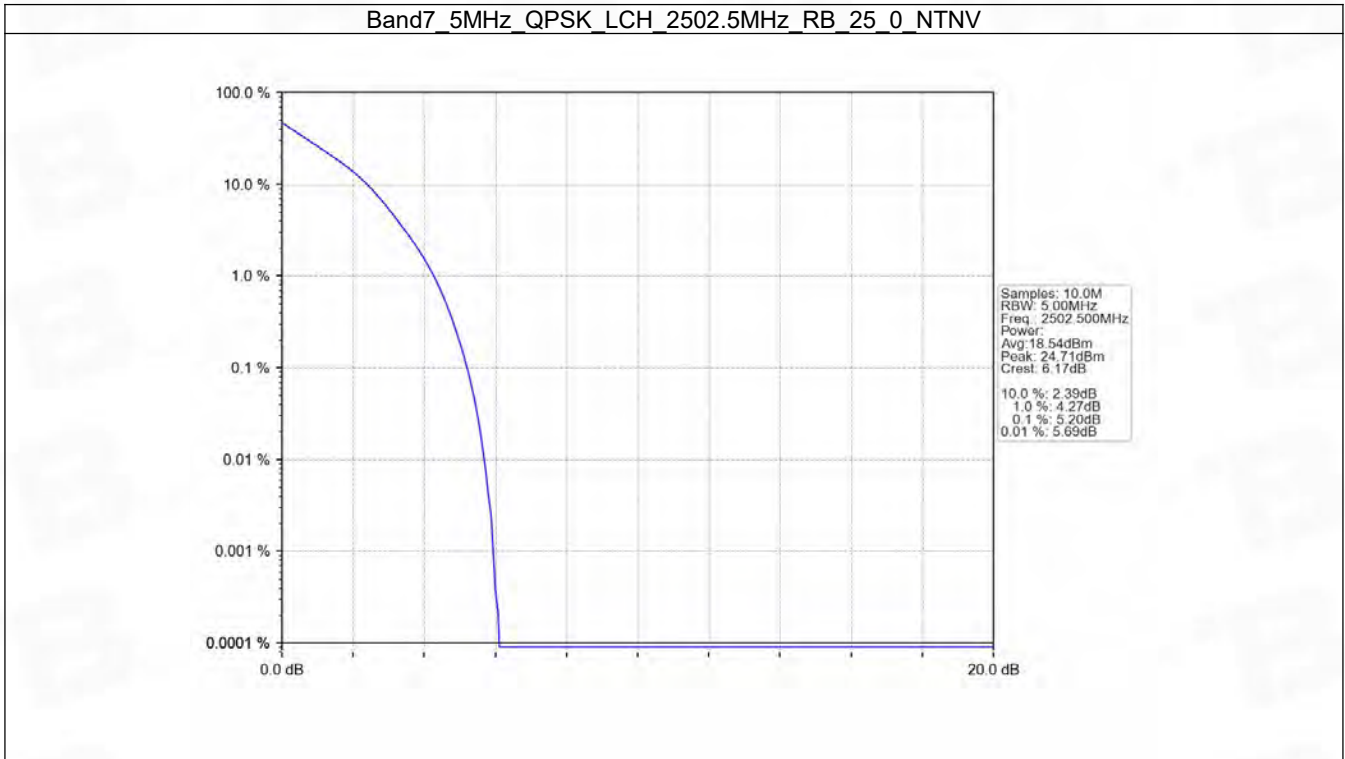
## 5. Peak-Average Ratio

### 5.1 B7\_5MHz

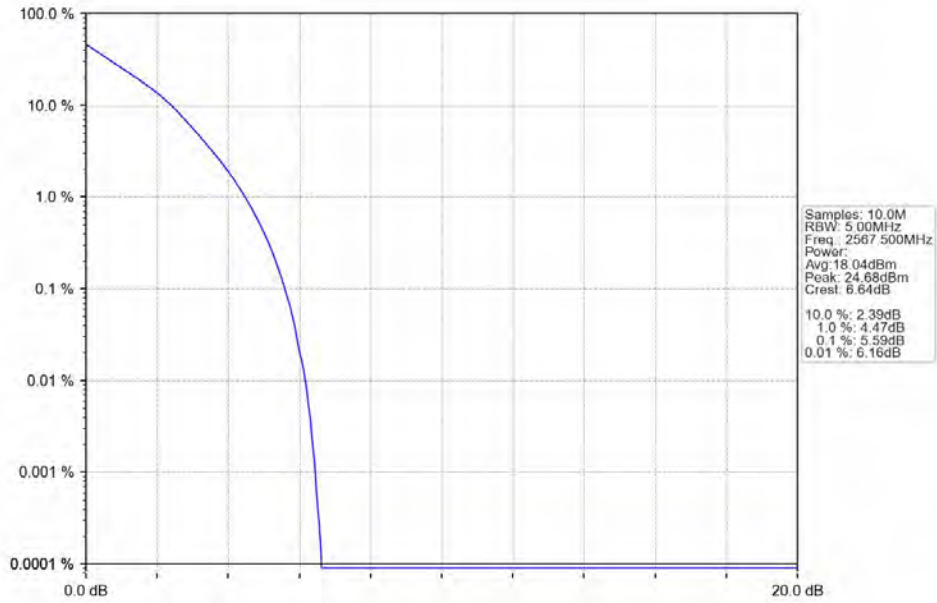
#### 5.1.1 Test Result

Band: 7 / Bandwidth: 5MHz / NTNV						
Modulation	Frequency (MHz)	RB Allocation		Peak-Average Ratio (dB)		Verdict
		Size	Offset	Result	Limit	
QPSK	2502.5	25	0	5.20	<=13	Pass
	2535	25	0	5.85	<=13	Pass
	2567.5	25	0	5.59	<=13	Pass
16QAM	2502.5	25	0	5.99	<=13	Pass
	2535	25	0	6.58	<=13	Pass
	2567.5	25	0	6.28	<=13	Pass

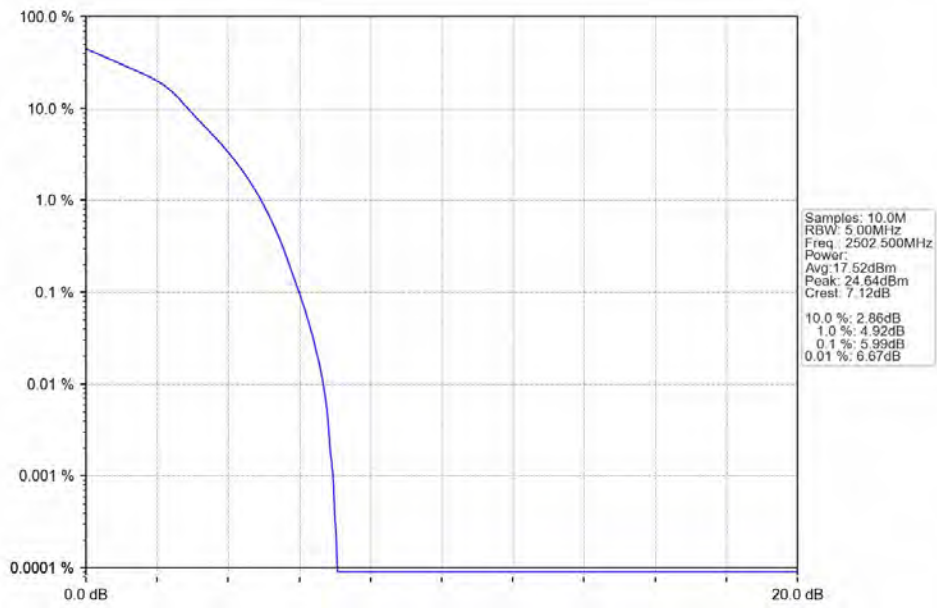
### 5.1.2 Test Graph



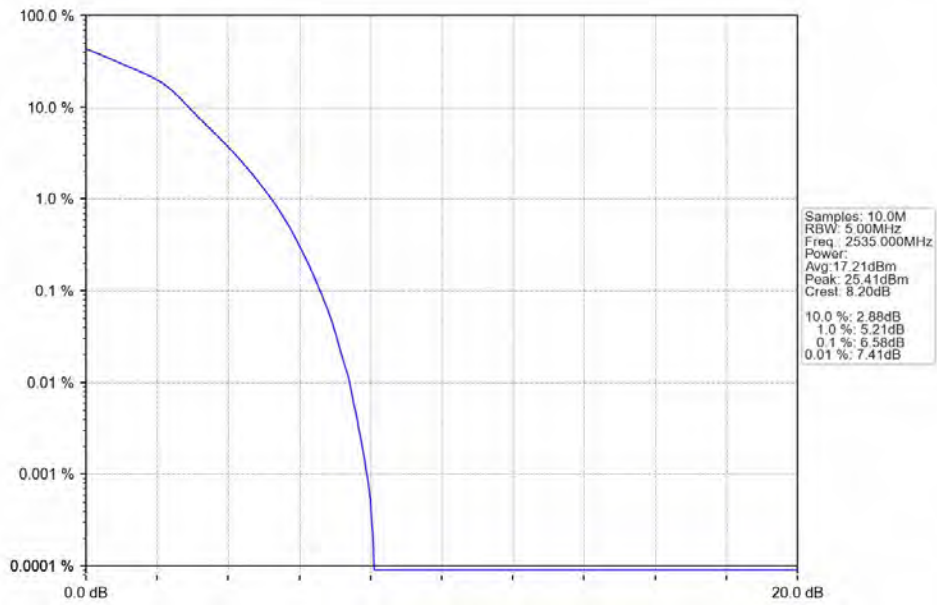
Band7\_5MHz\_QPSK\_HCH\_2567.5MHz\_RB\_25\_0\_NTNV



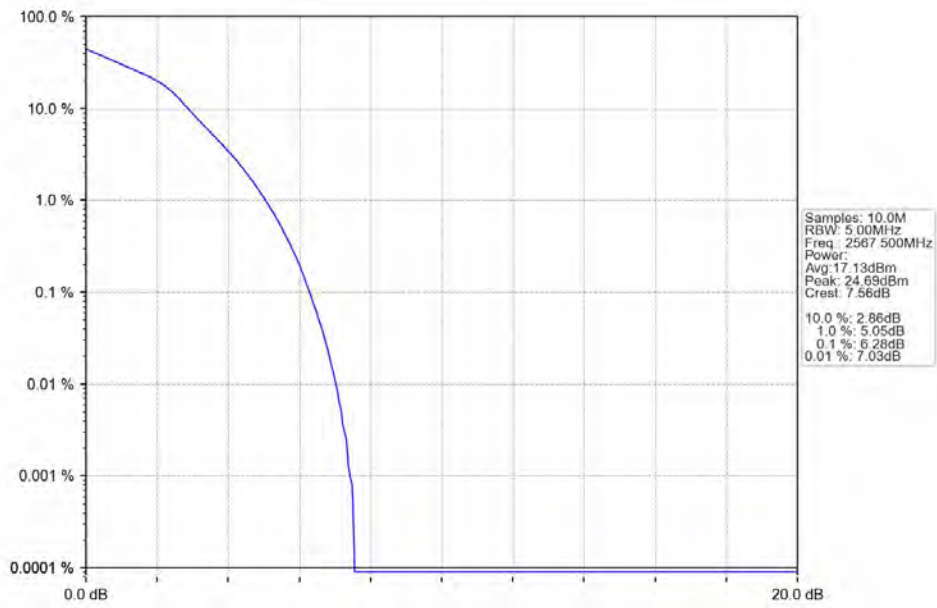
Band7\_5MHz\_16QAM\_LCH\_2502.5MHz\_RB\_25\_0\_NTNV



Band7 5MHz 16QAM MCH 2535MHz RB 25 0 NTV



Band7 5MHz 16QAM HCH 2567.5MHz RB 25 0 NTV



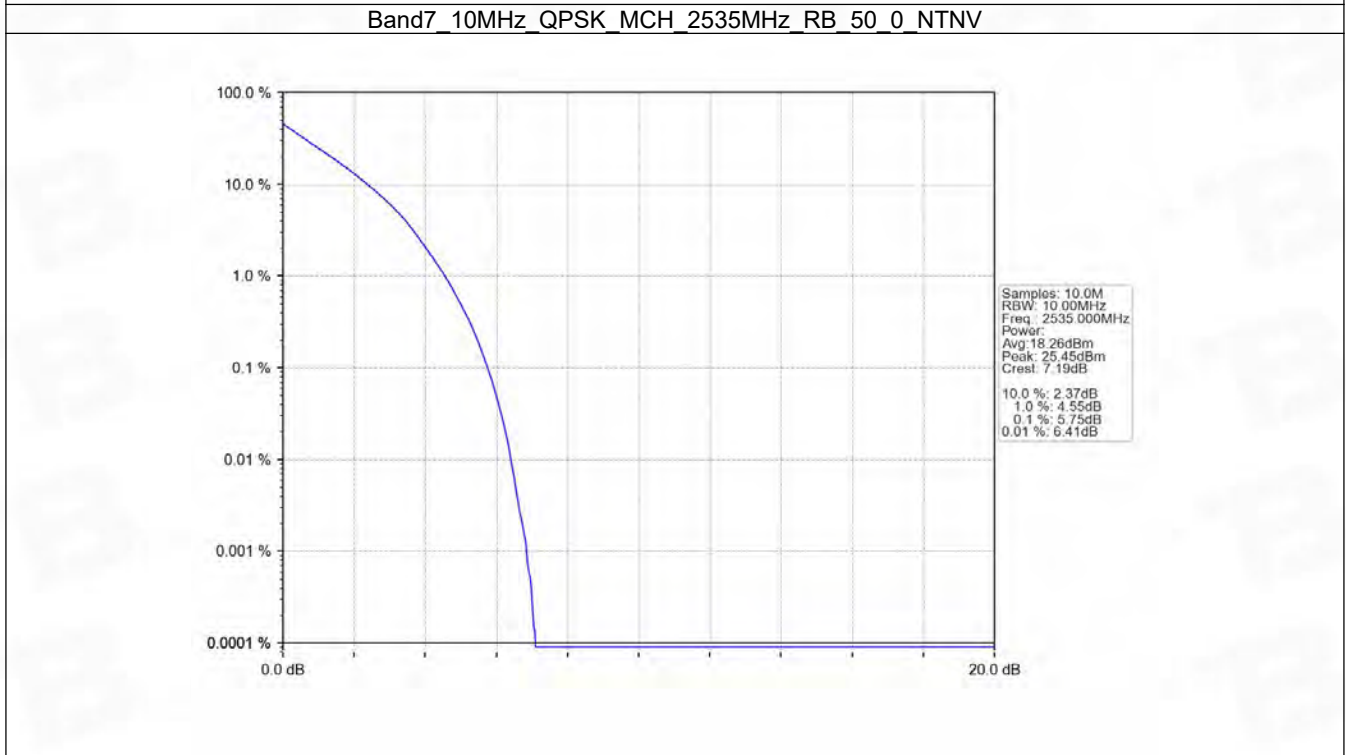
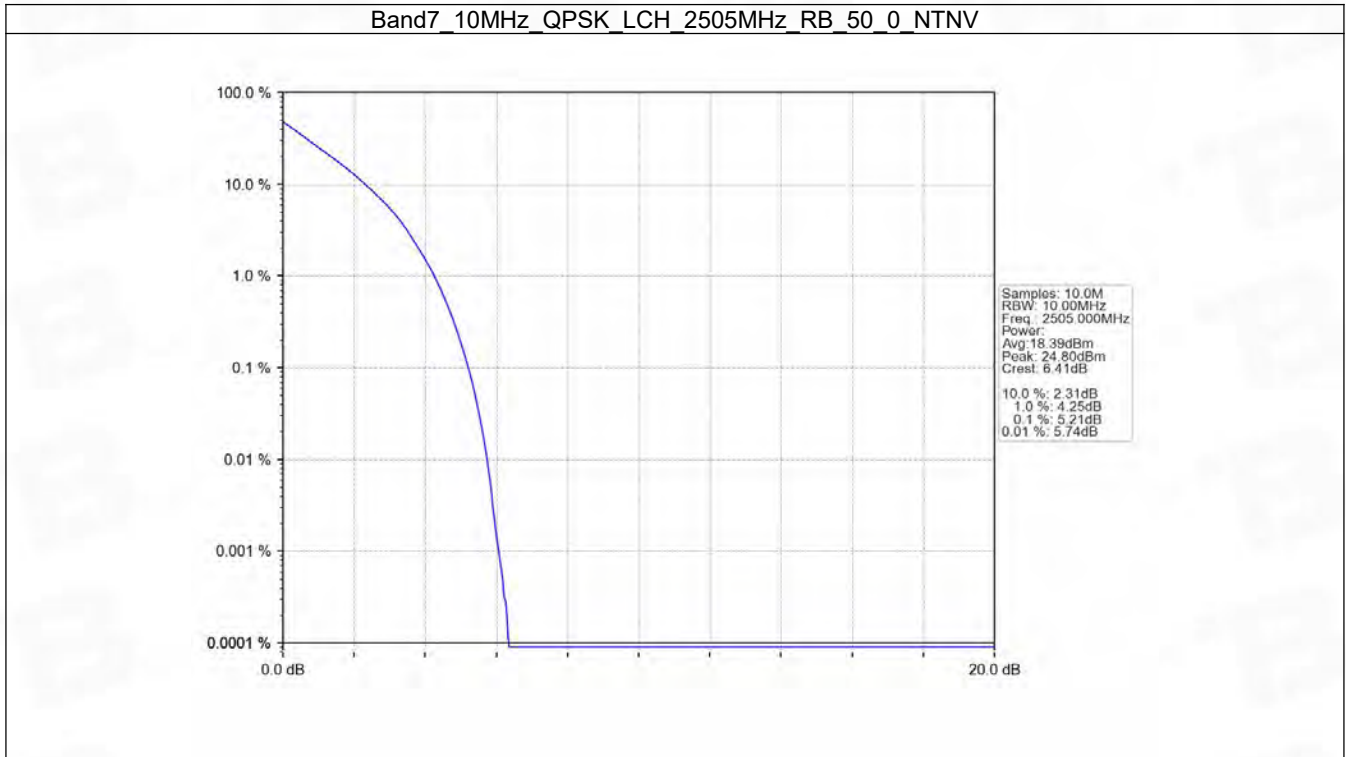
## 5.2 B7\_10MHz

### 5.2.1 Test Result

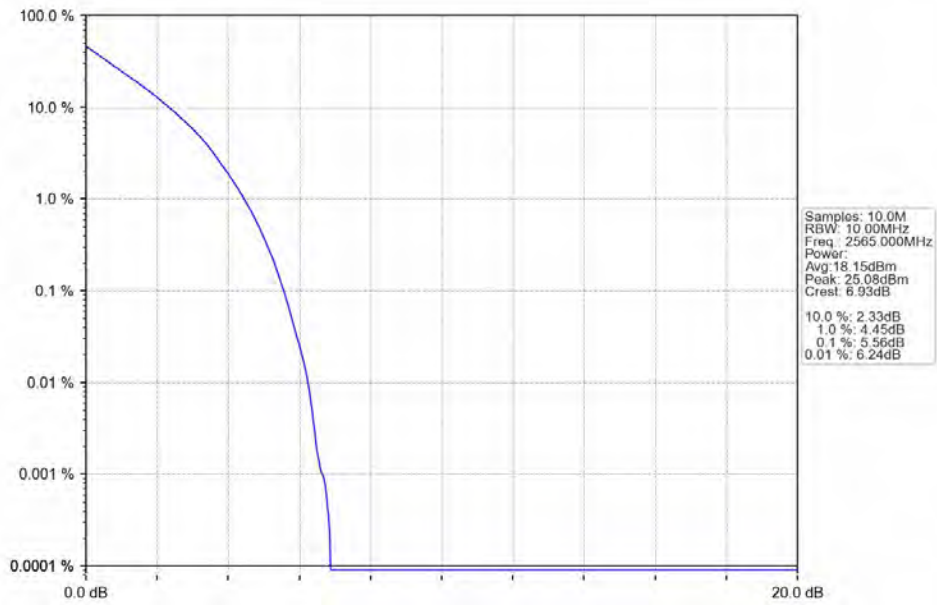
Band: 7 / Bandwidth: 10MHz / NTV						
Modulation	Frequency (MHz)	RB Allocation		Peak-Average Ratio (dB)		Verdict
		Size	Offset	Result	Limit	
QPSK	2505	50	0	5.21	<=13	Pass
	2535	50	0	5.75	<=13	Pass
	2565	50	0	5.56	<=13	Pass
16QAM	2505	50	0	6.07	<=13	Pass
	2535	50	0	6.57	<=13	Pass
	2565	50	0	6.35	<=13	Pass



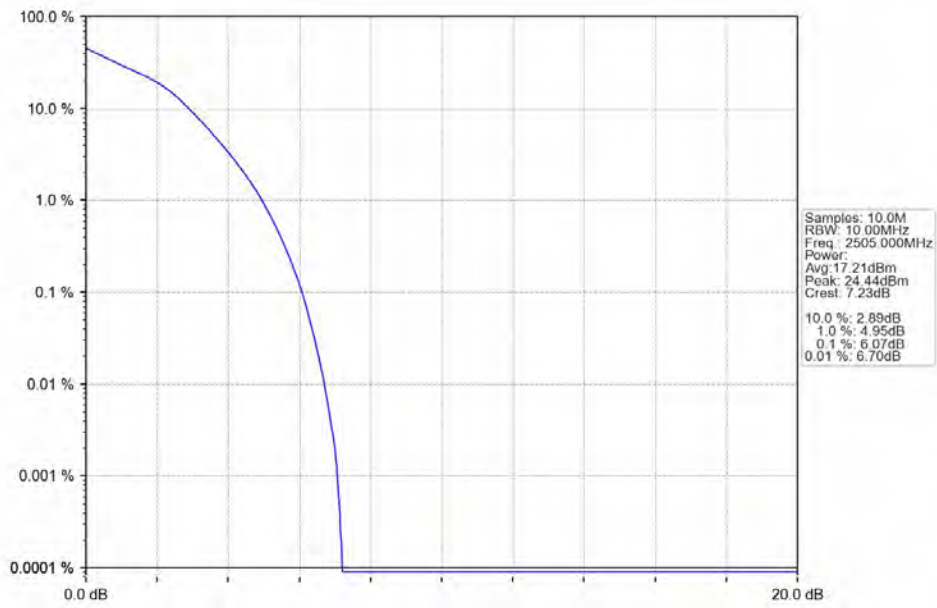
## 5.2.2 Test Graph



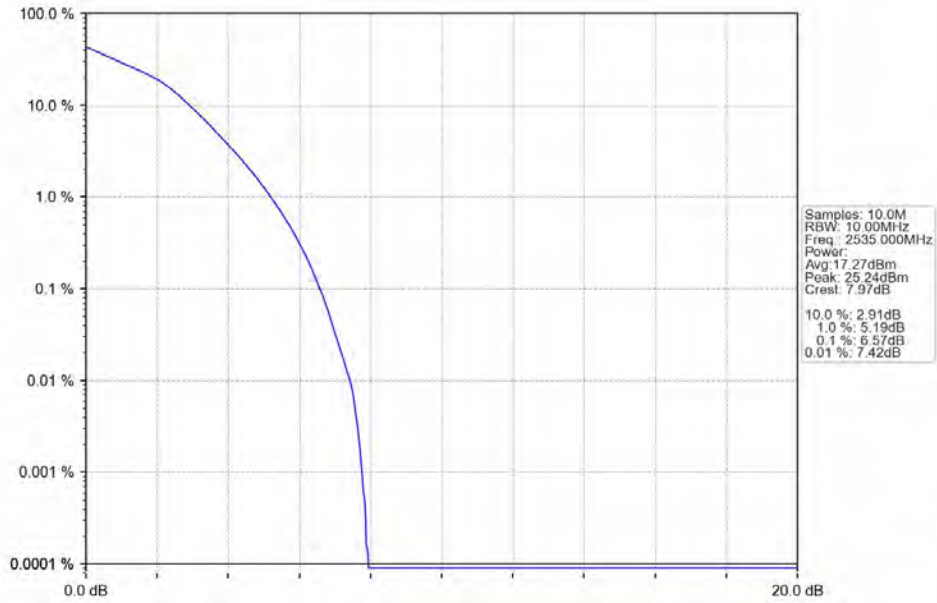
Band7 10MHz QPSK HCH 2565MHz RB 50\_0 NTN



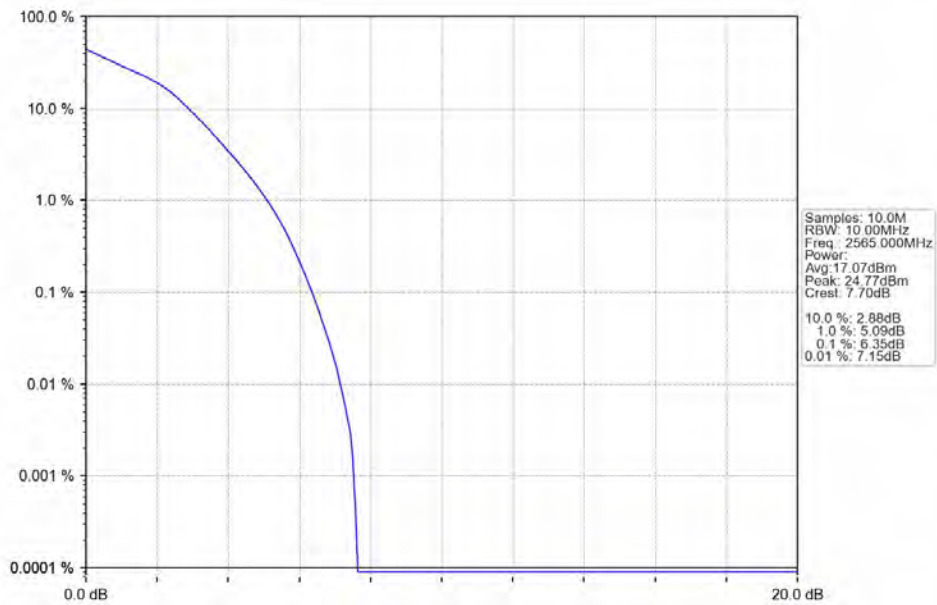
Band7 10MHz 16QAM LCH 2505MHz RB 50\_0 NTN



Band7\_10MHz\_16QAM\_MCH\_2535MHz\_RB\_50\_0\_NTNV



Band7\_10MHz\_16QAM\_HCH\_2565MHz\_RB\_50\_0\_NTNV

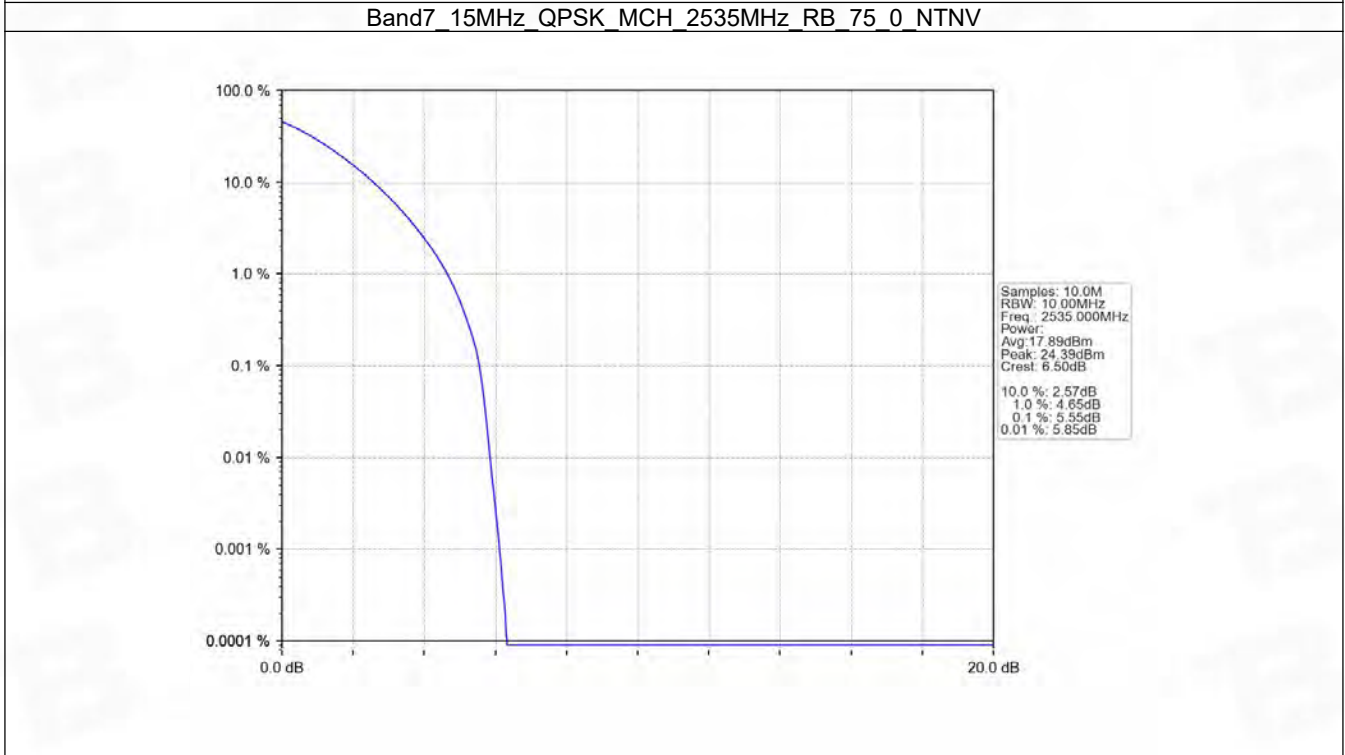
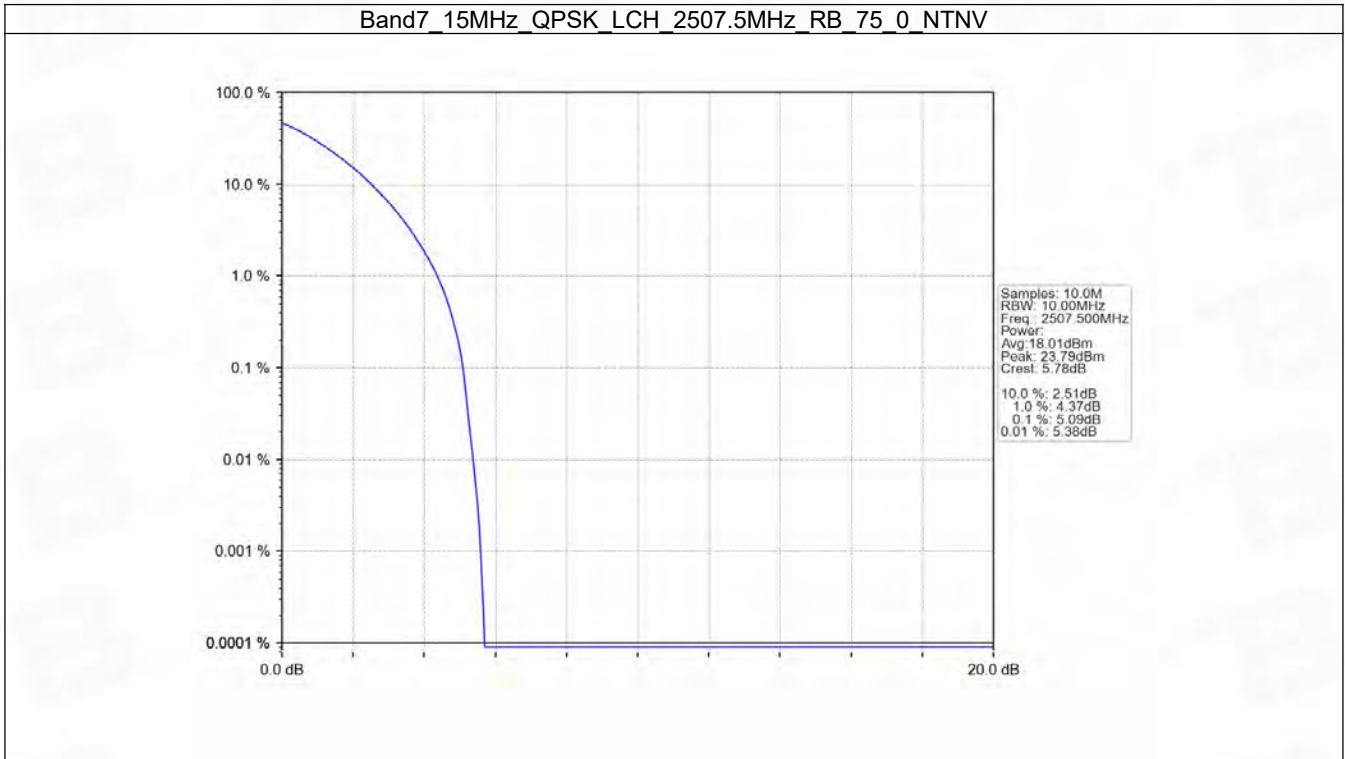


## 5.3 B7\_15MHz

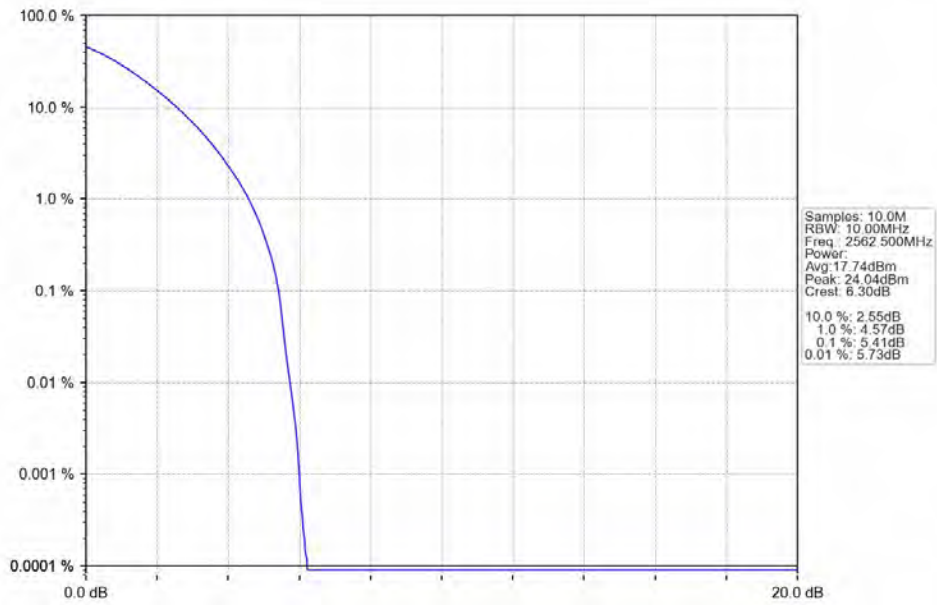
### 5.3.1 Test Result

Band: 7 / Bandwidth: 15MHz / NTV						
Modulation	Frequency (MHz)	RB Allocation		Peak-Average Ratio (dB)		Verdict
		Size	Offset	Result	Limit	
QPSK	2507.5	75	0	5.09	<=13	Pass
	2535	75	0	5.55	<=13	Pass
	2562.5	75	0	5.41	<=13	Pass
16QAM	2507.5	75	0	5.95	<=13	Pass
	2535	75	0	6.33	<=13	Pass
	2562.5	75	0	6.19	<=13	Pass

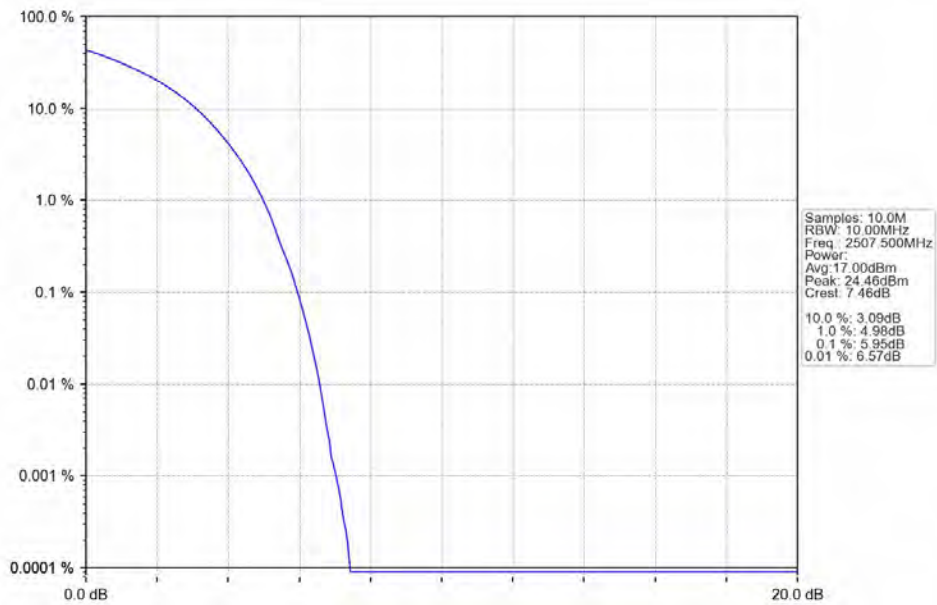
### 5.3.2 Test Graph



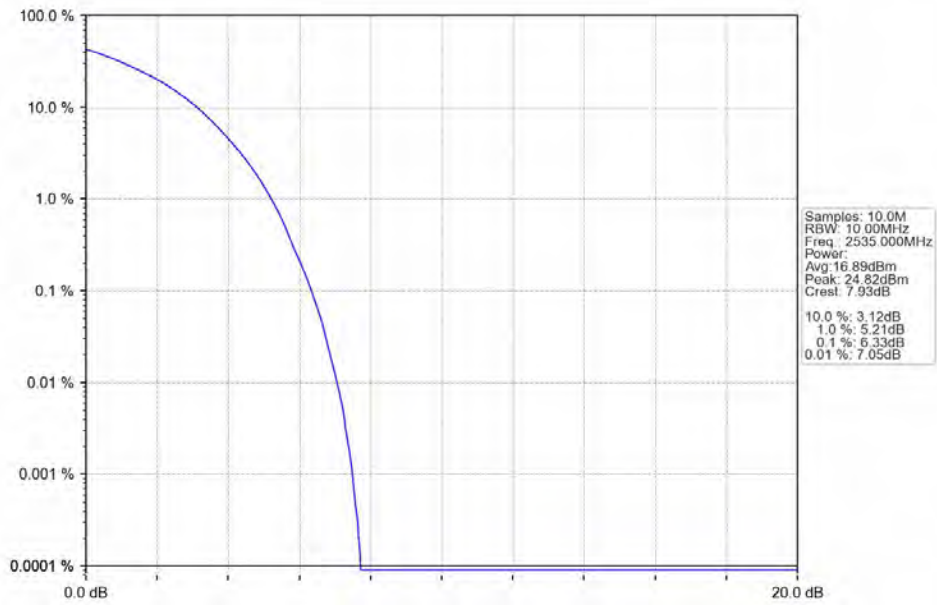
Band7\_15MHz\_QPSK\_HCH\_2562.5MHz\_RB\_75\_0\_NTNV



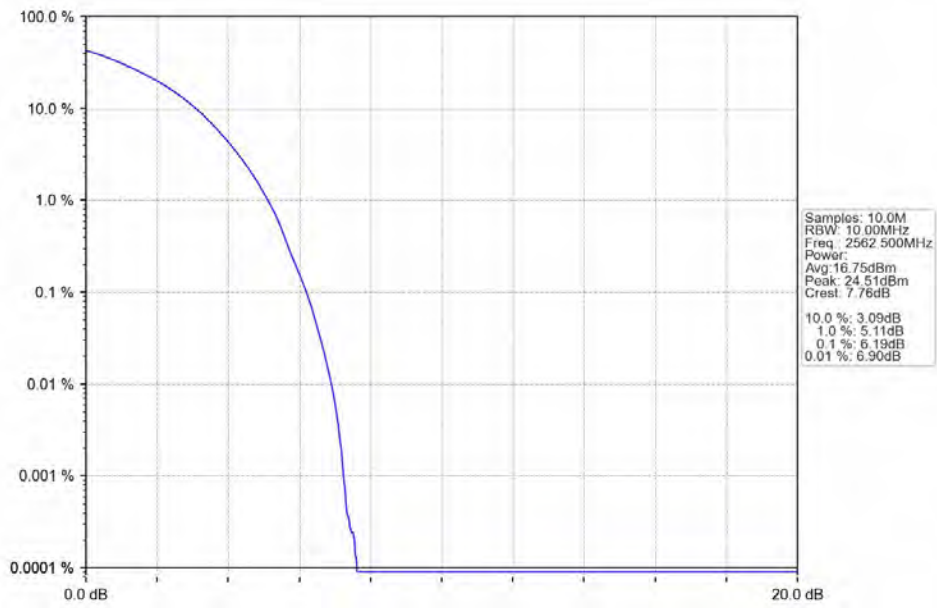
Band7\_15MHz\_16QAM\_LCH\_2507.5MHz\_RB\_75\_0\_NTNV



Band7\_15MHz\_16QAM\_MCH\_2535MHz\_RB\_75\_0\_NTNV



Band7\_15MHz\_16QAM\_HCH\_2562.5MHz\_RB\_75\_0\_NTNV



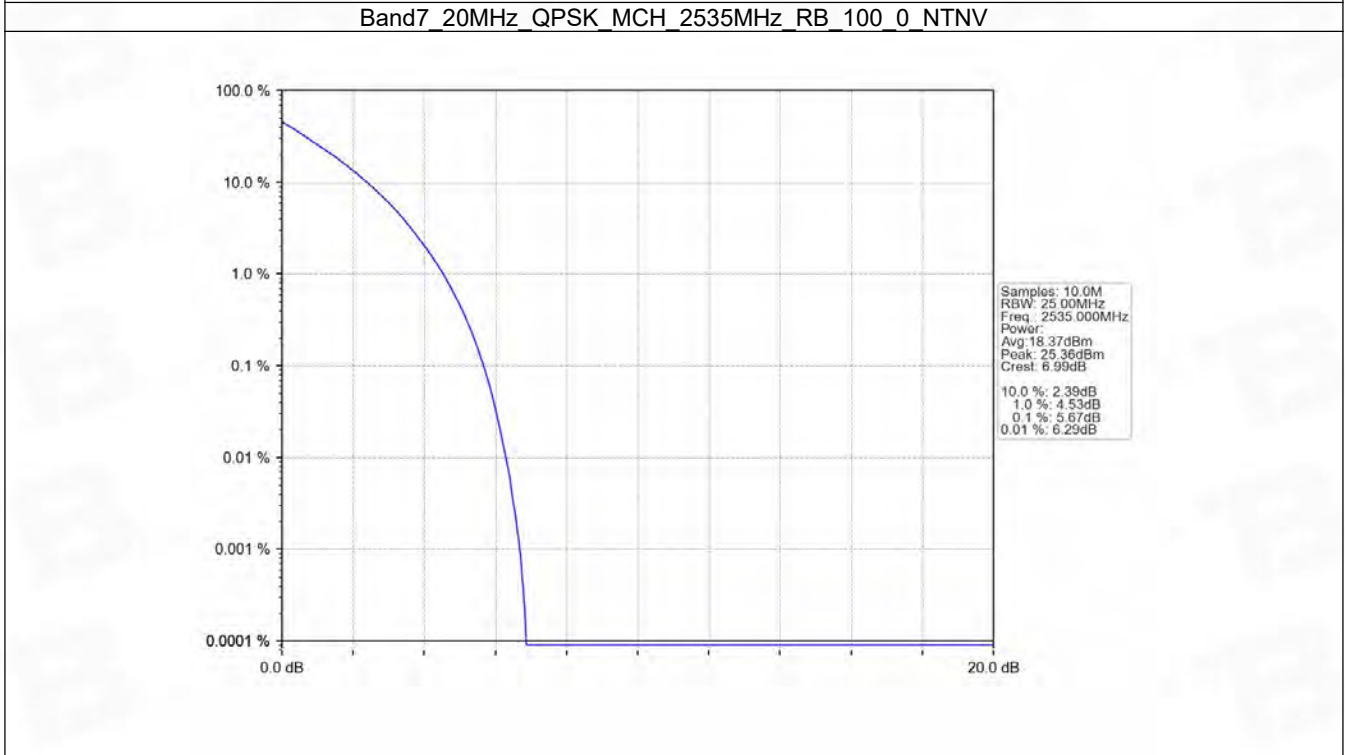
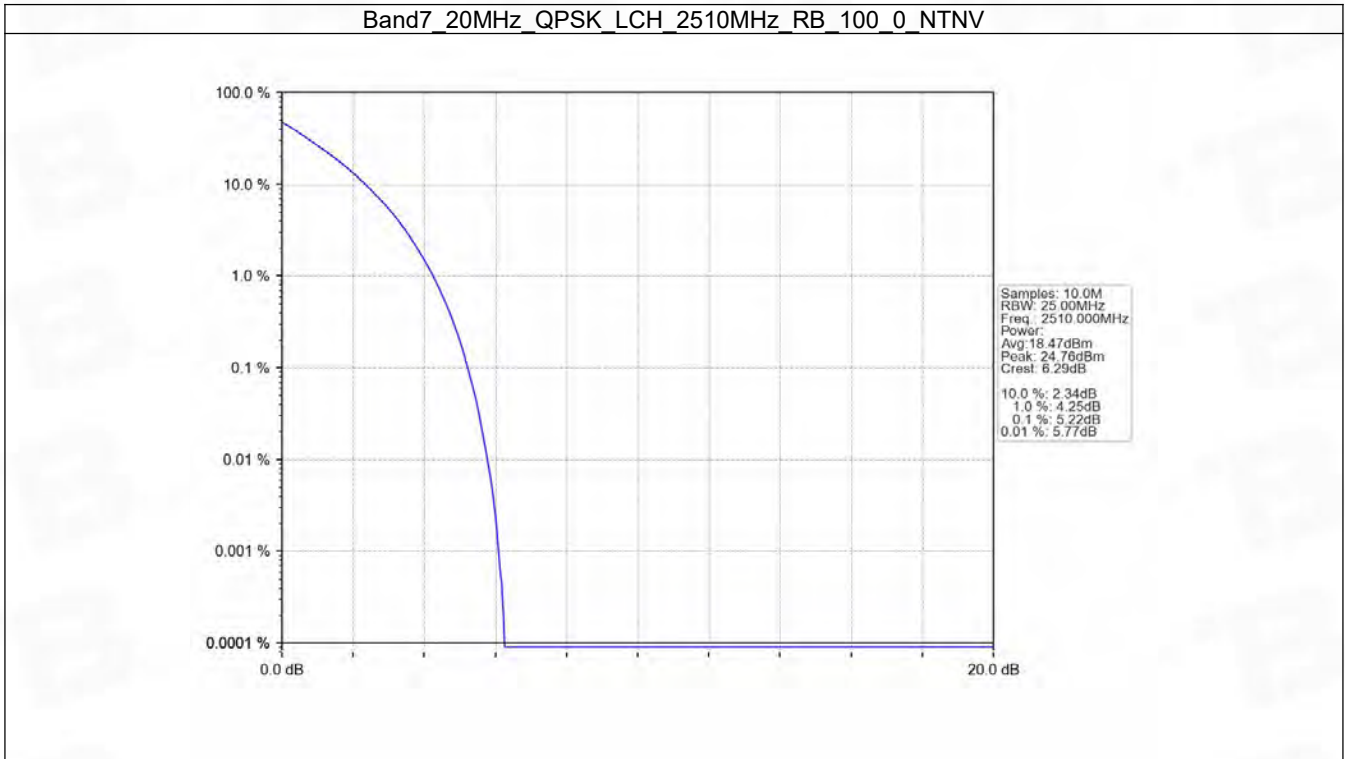
## 5.4 B7\_20MHz

### 5.4.1 Test Result

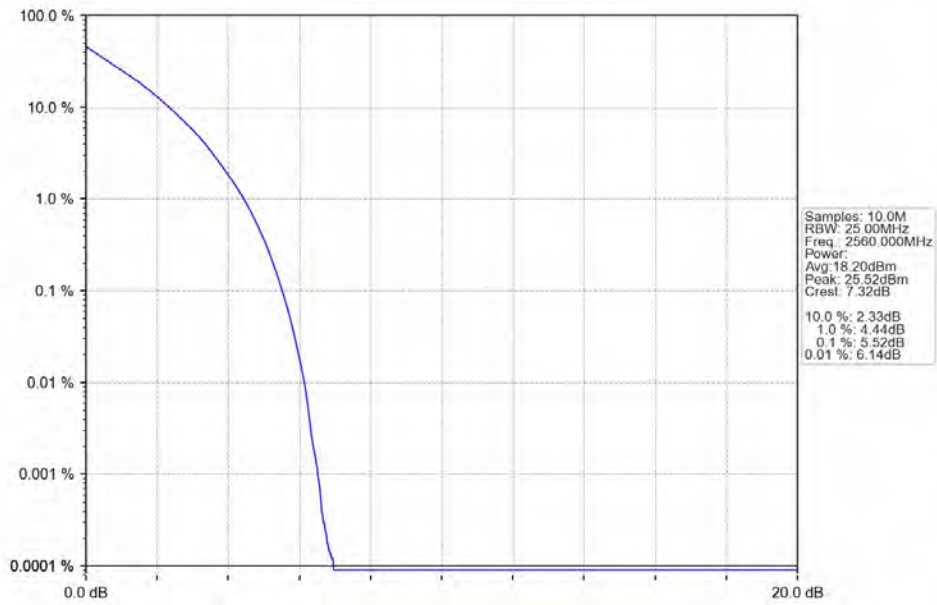
Band: 7 / Bandwidth: 20MHz / NTN						
Modulation	Frequency (MHz)	RB Allocation		Peak-Average Ratio (dB)		Verdict
		Size	Offset	Result	Limit	
QPSK	2510	100	0	5.22	<=13	Pass
	2535	100	0	5.67	<=13	Pass
	2560	100	0	5.52	<=13	Pass
16QAM	2510	100	0	6.03	<=13	Pass
	2535	100	0	6.51	<=13	Pass
	2560	100	0	6.36	<=13	Pass



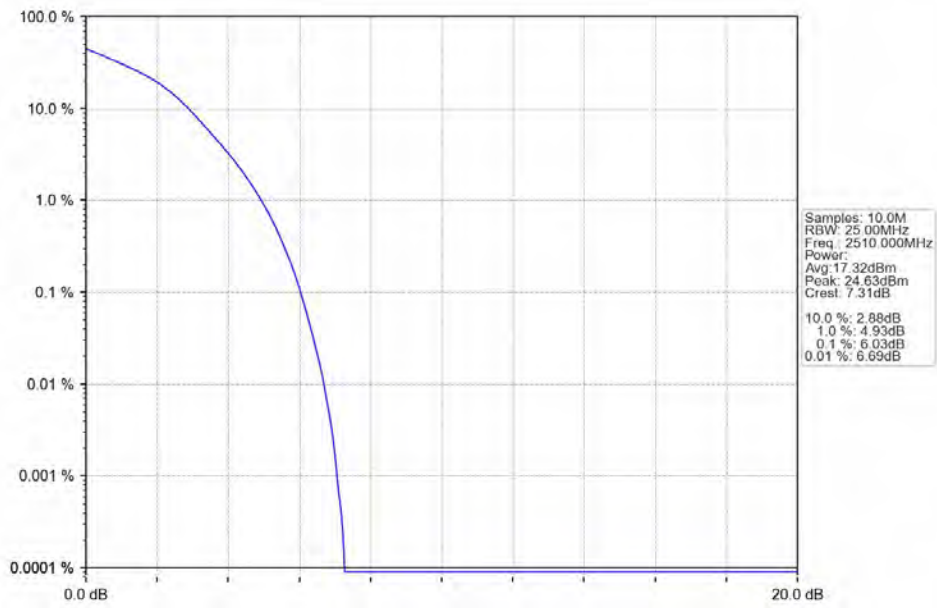
### 5.4.2 Test Graph



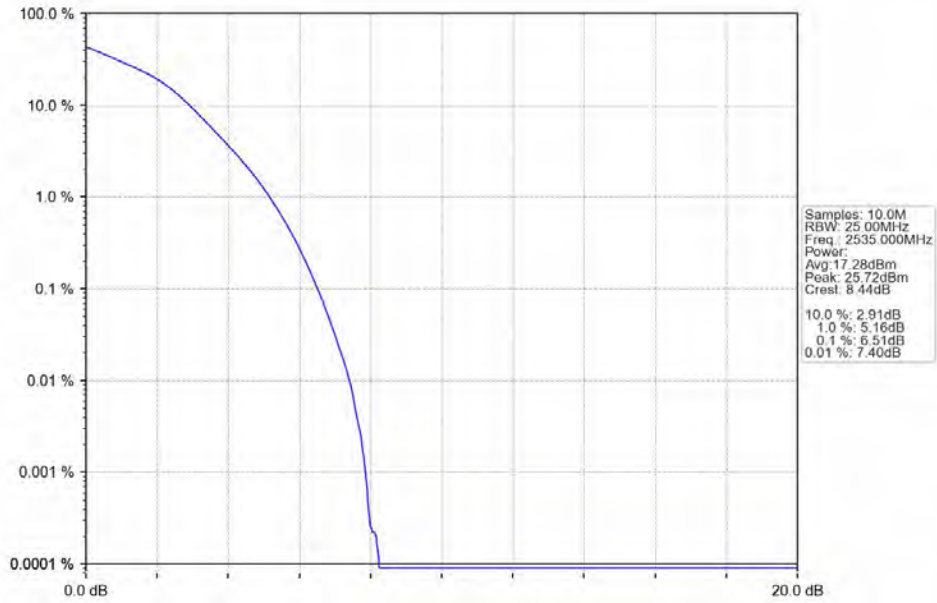
Band7\_20MHz\_QPSK\_HCH\_2560MHz\_RB\_100\_0\_NTNV



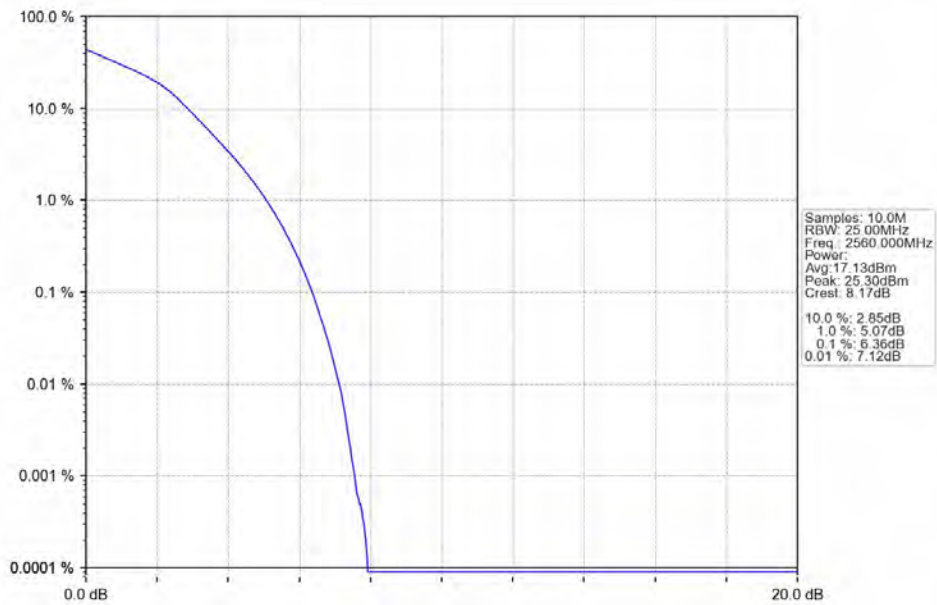
Band7\_20MHz\_16QAM\_LCH\_2510MHz\_RB\_100\_0\_NTNV



Band7 20MHz 16QAM MCH 2535MHz RB 100\_0 NTNV



Band7 20MHz 16QAM HCH 2560MHz RB 100\_0 NTNV



## 6. Spurious Emission

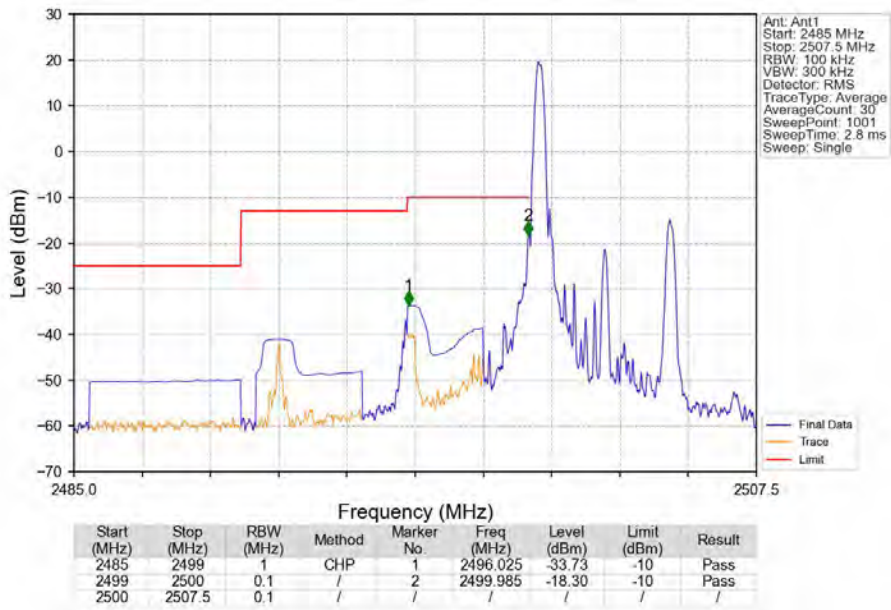
### 6.1 B7\_5MHz

#### 6.1.1 Test Result

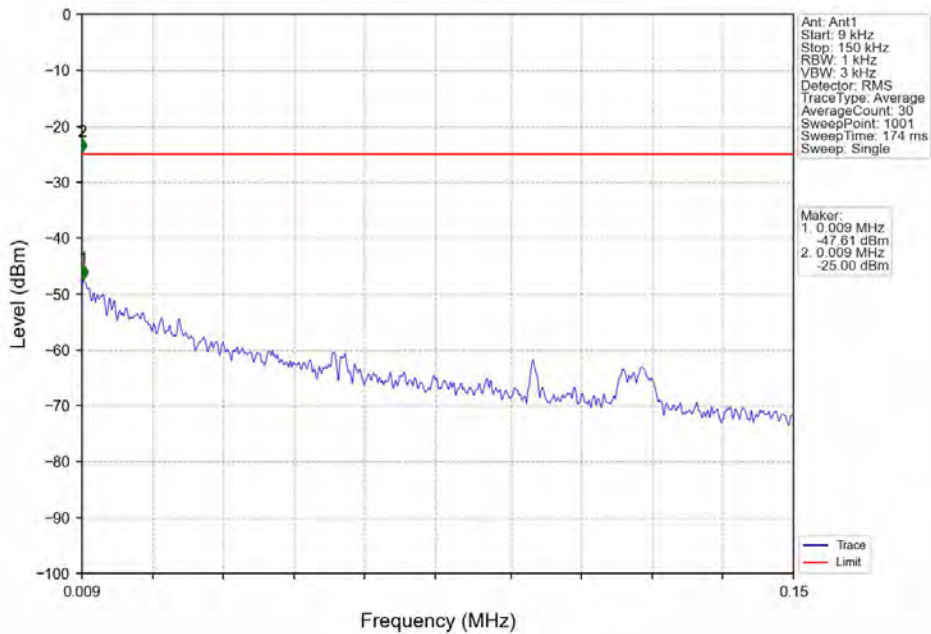
Band: 7 / Bandwidth: 5MHz / NTNV						
Modulation	Frequency (MHz)	RB Allocation		Spurious Emission		Verdict
		Size	Offset	Result	Limit	
QPSK	2502.5	1	0	Refer To Test Graph		Pass
		25	0	Refer To Test Graph		Pass
	2567.5	1	0	Refer To Test Graph		Pass
		1	0	Refer To Test Graph		Pass
			24	Refer To Test Graph		Pass
		25	0	Refer To Test Graph		Pass
16QAM	2502.5	1	0	Refer To Test Graph		Pass
		25	0	Refer To Test Graph		Pass
	2567.5	1	0	Refer To Test Graph		Pass
		1	0	Refer To Test Graph		Pass
			24	Refer To Test Graph		Pass
		25	0	Refer To Test Graph		Pass

### 6.1.2 Test Graph

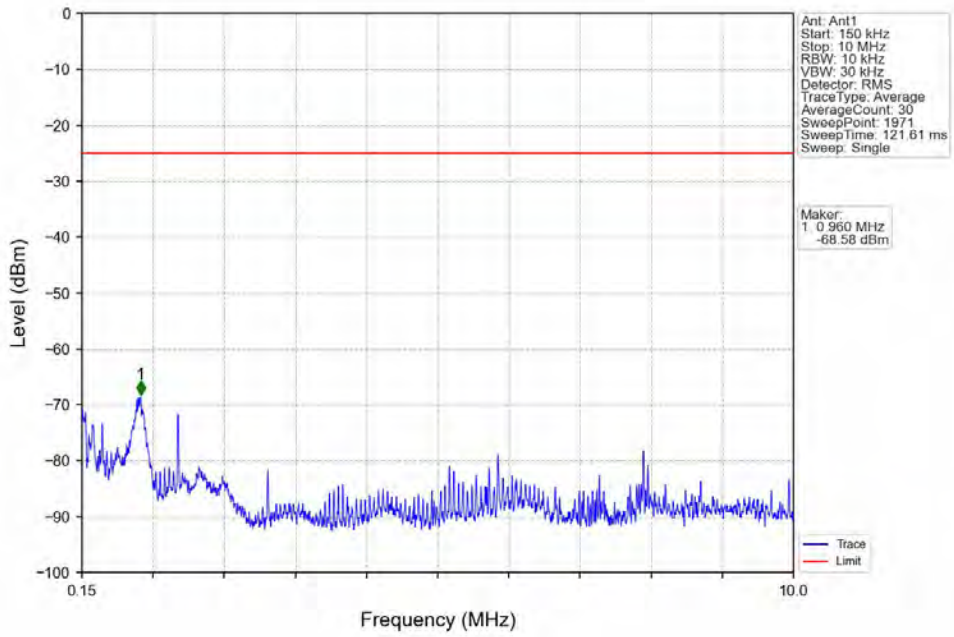
Band7\_5MHz\_QPSK\_LCH\_2502.5MHz\_RB\_1\_0\_NTNV



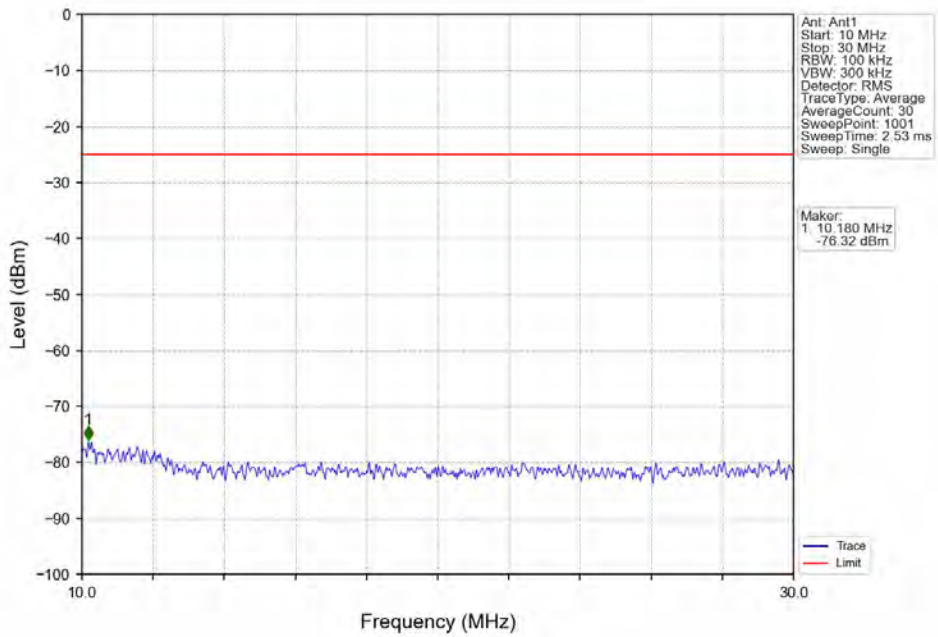
Band7\_5MHz\_QPSK\_LCH\_2502.5MHz\_RB\_1\_0\_NTNV



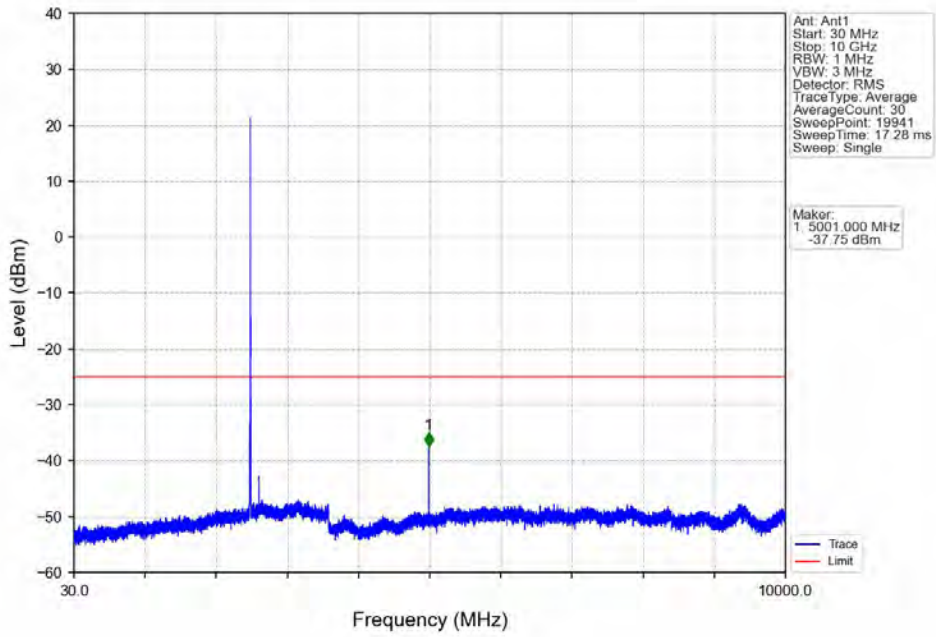
Band7\_5MHz\_QPSK\_LCH\_2502.5MHz\_RB\_1\_0\_NTNV



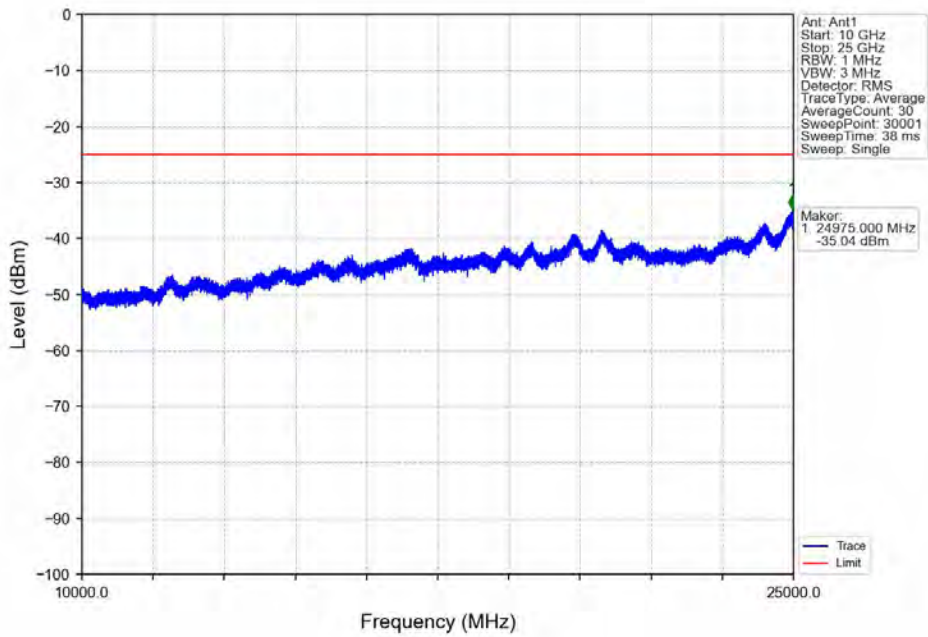
Band7\_5MHz\_QPSK\_LCH\_2502.5MHz\_RB\_1\_0\_NTNV



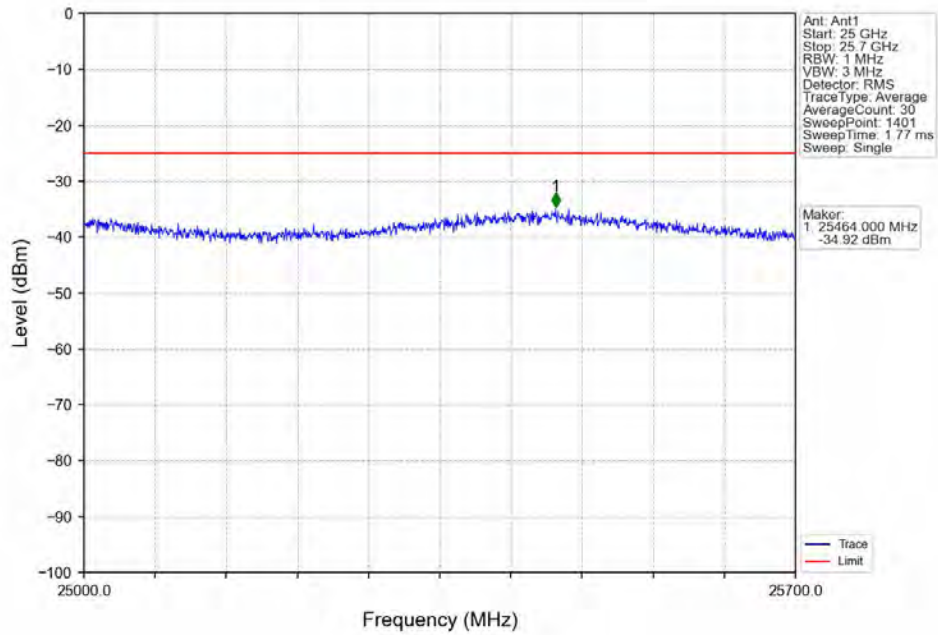
Band7\_5MHz\_QPSK\_LCH\_2502.5MHz\_RB\_1\_0\_NTNV



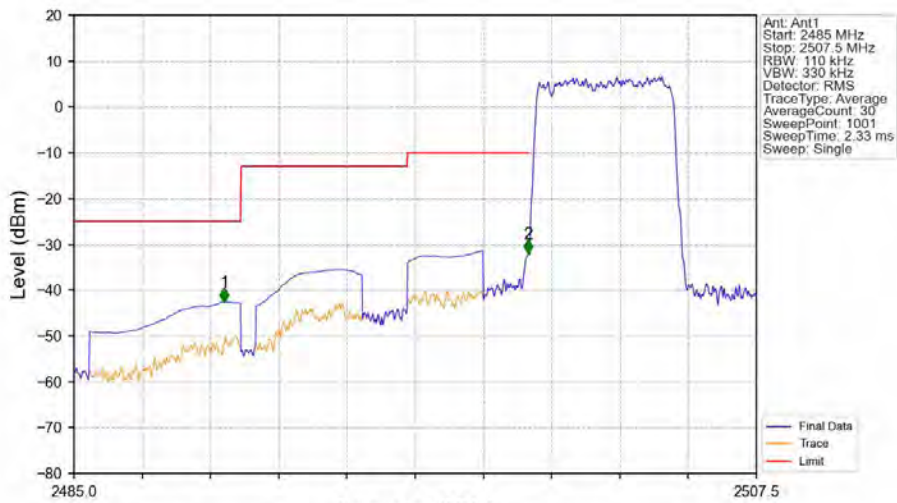
Band7\_5MHz\_QPSK\_LCH\_2502.5MHz\_RB\_1\_0\_NTNV



Band7\_5MHz\_QPSK\_LCH\_2502.5MHz\_RB\_1\_0\_NTNV



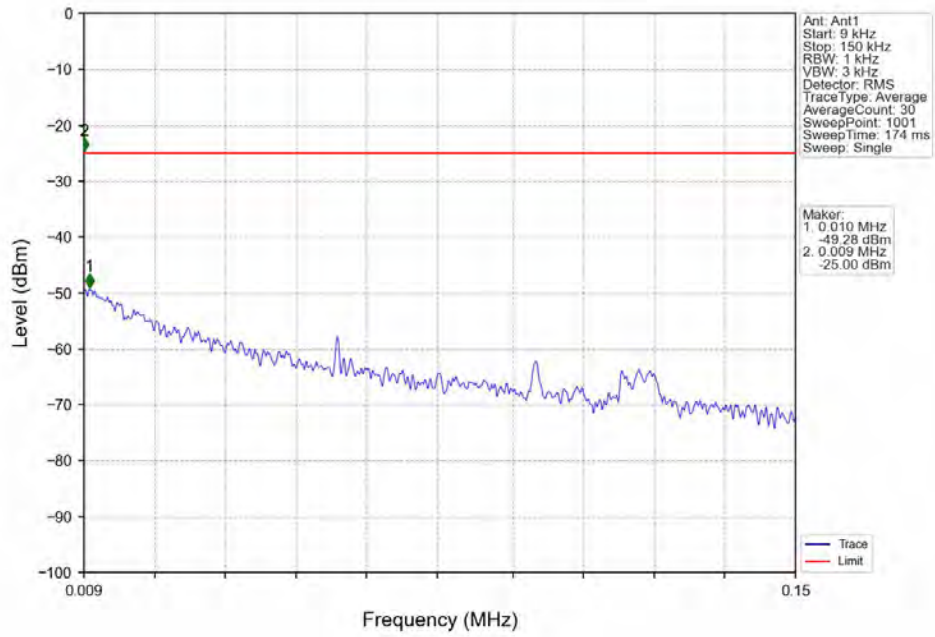
Band7\_5MHz\_QPSK\_LCH\_2502.5MHz\_RB\_25\_0\_NTNV



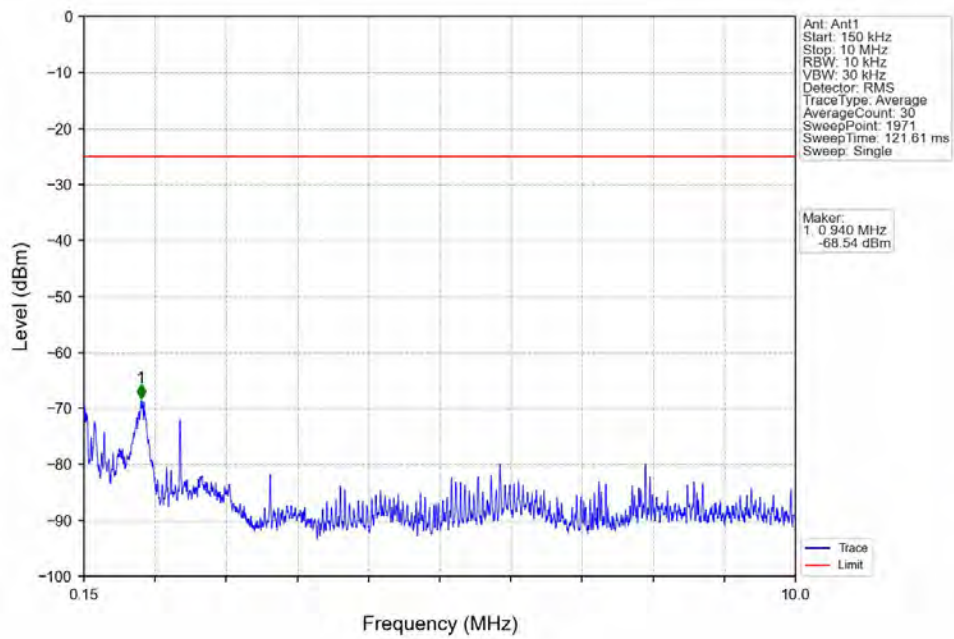
Start (MHz)	Stop (MHz)	RBW (MHz)	Method	Marker No.	Freq (MHz)	Level (dBm)	Limit (dBm)	Result
2485	2499	1	CHP	1	2489.950	-42.59	-25	Pass
2499	2500	0.11	/	2	2499.985	-32.08	-10	Pass
2500	2507.5	0.11	/	/	/	/	/	/



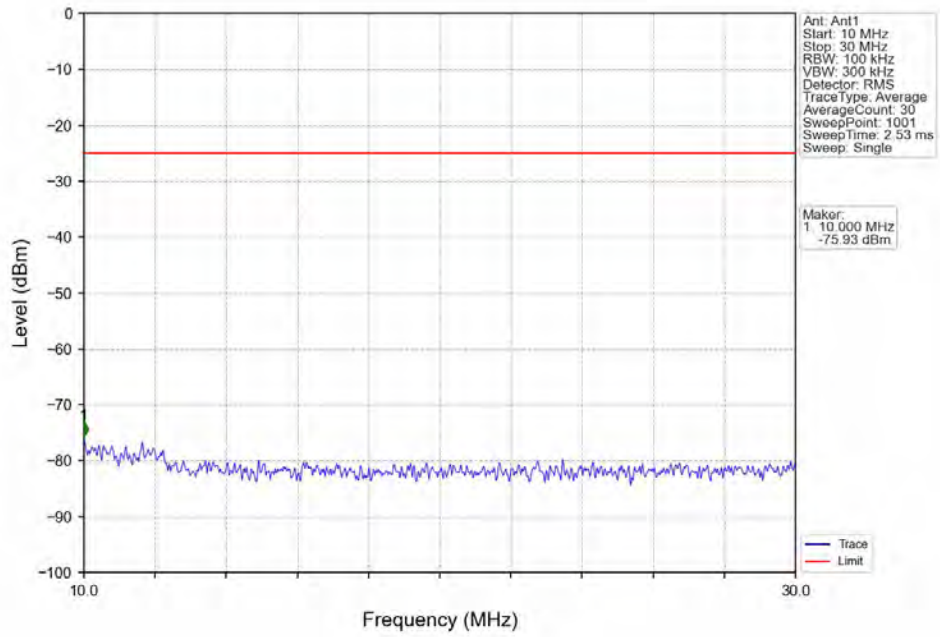
Band7\_5MHz\_QPSK\_MCH\_2535MHz\_RB\_1\_0\_NTNV



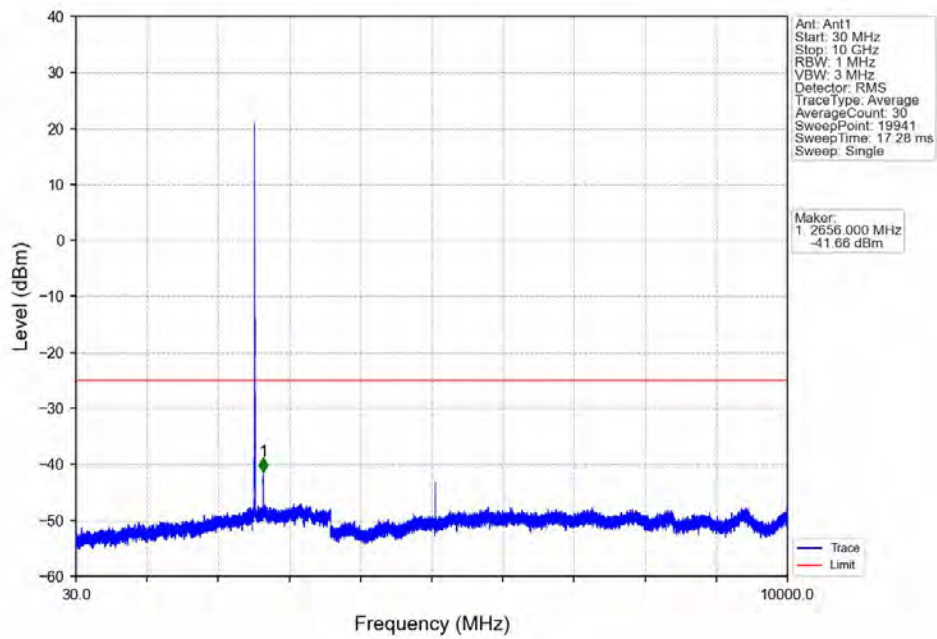
Band7\_5MHz\_QPSK\_MCH\_2535MHz\_RB\_1\_0\_NTNV



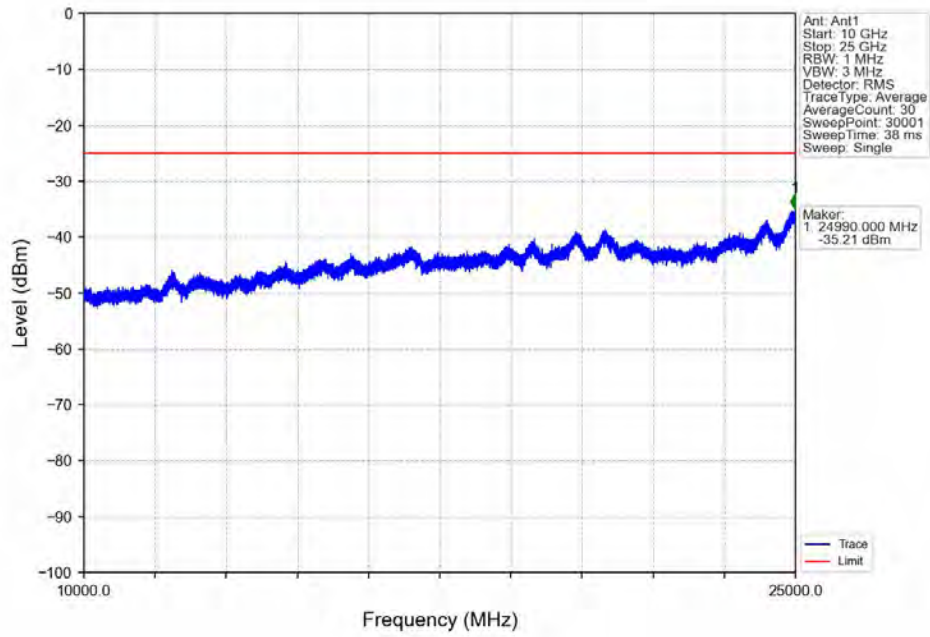
Band7\_5MHz\_QPSK\_MCH\_2535MHz\_RB\_1\_0\_NTNV



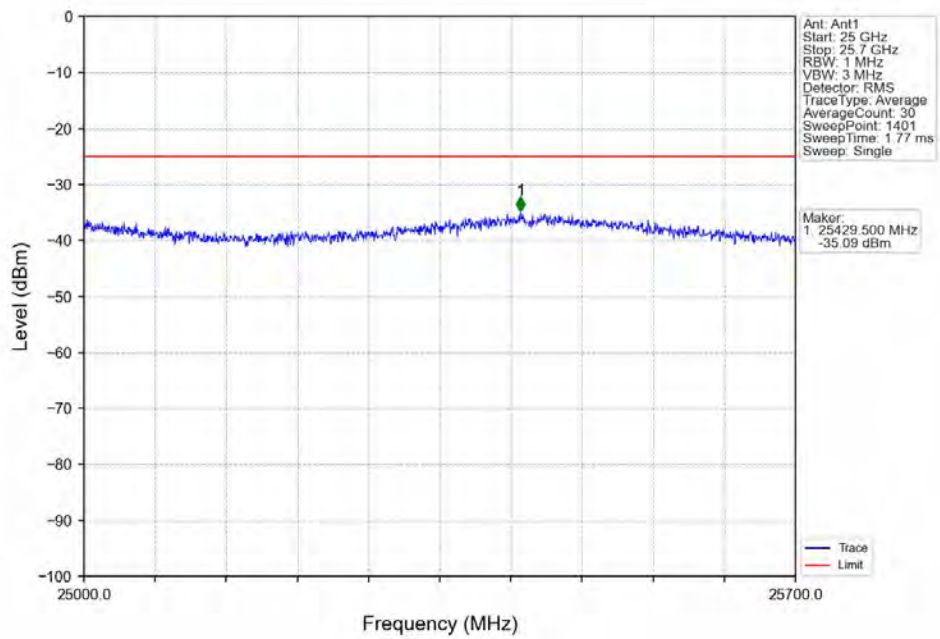
Band7\_5MHz\_QPSK\_MCH\_2535MHz\_RB\_1\_0\_NTNV



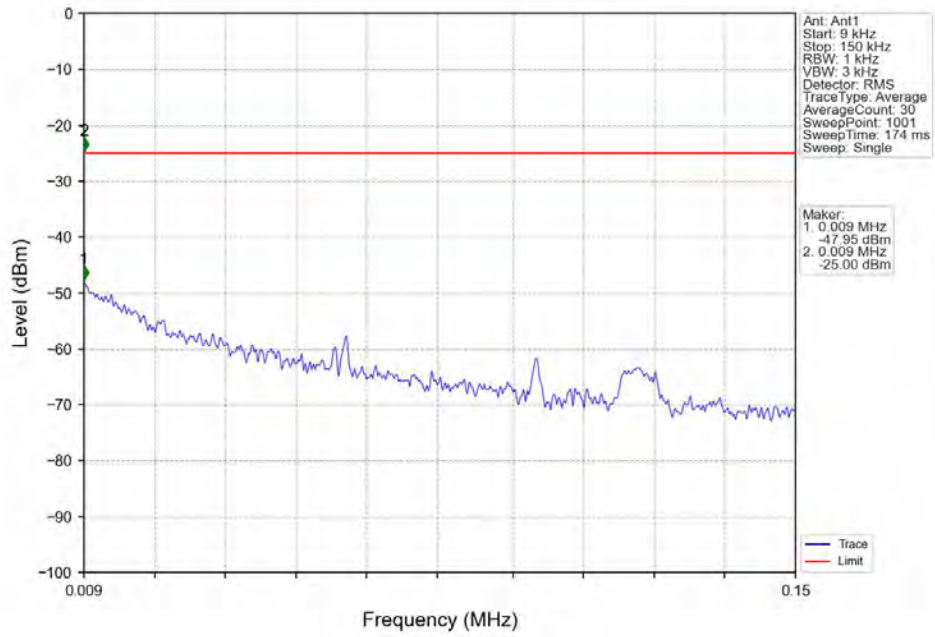
Band7\_5MHz\_QPSK\_MCH\_2535MHz\_RB\_1\_0\_NTNV



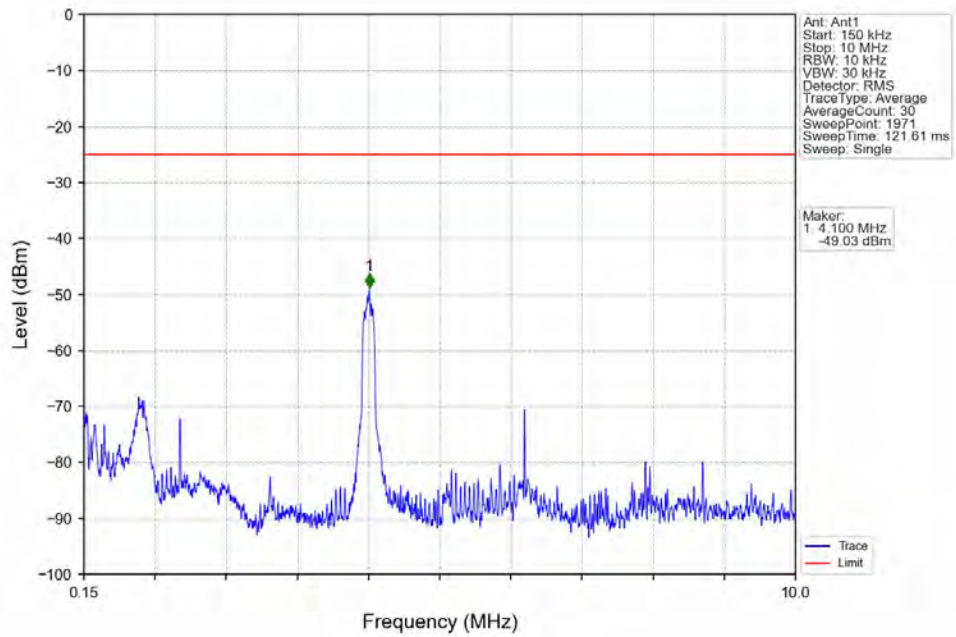
Band7\_5MHz\_QPSK\_MCH\_2535MHz\_RB\_1\_0\_NTNV



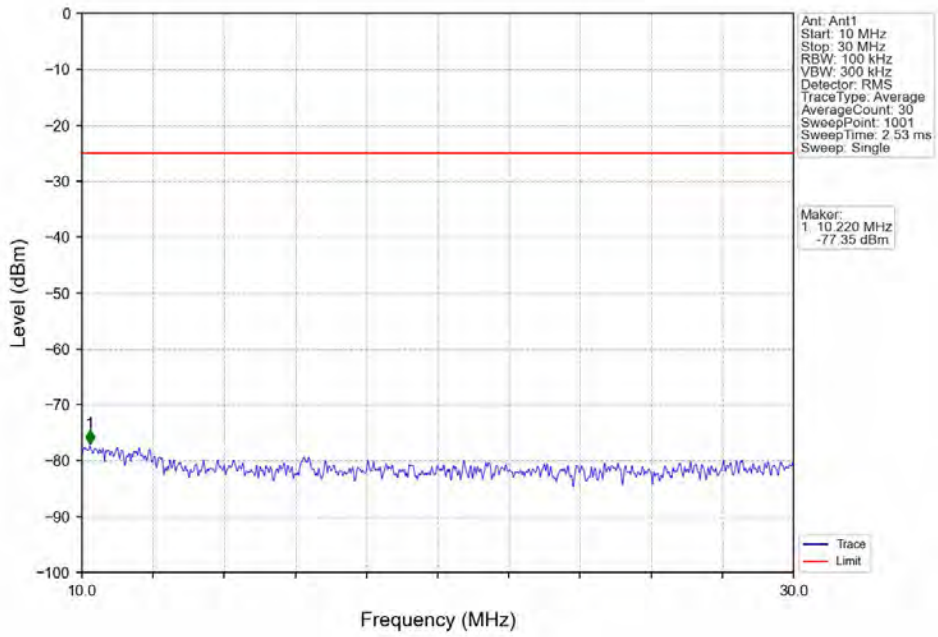
Band7\_5MHz\_QPSK\_HCH\_2567.5MHz\_RB\_1\_0\_NTNV



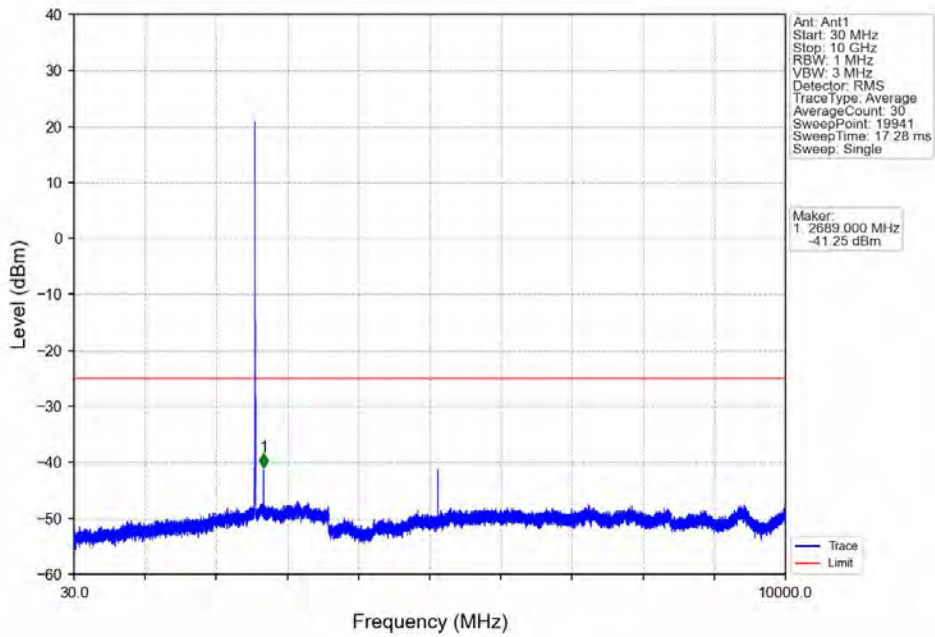
Band7\_5MHz\_QPSK\_HCH\_2567.5MHz\_RB\_1\_0\_NTNV



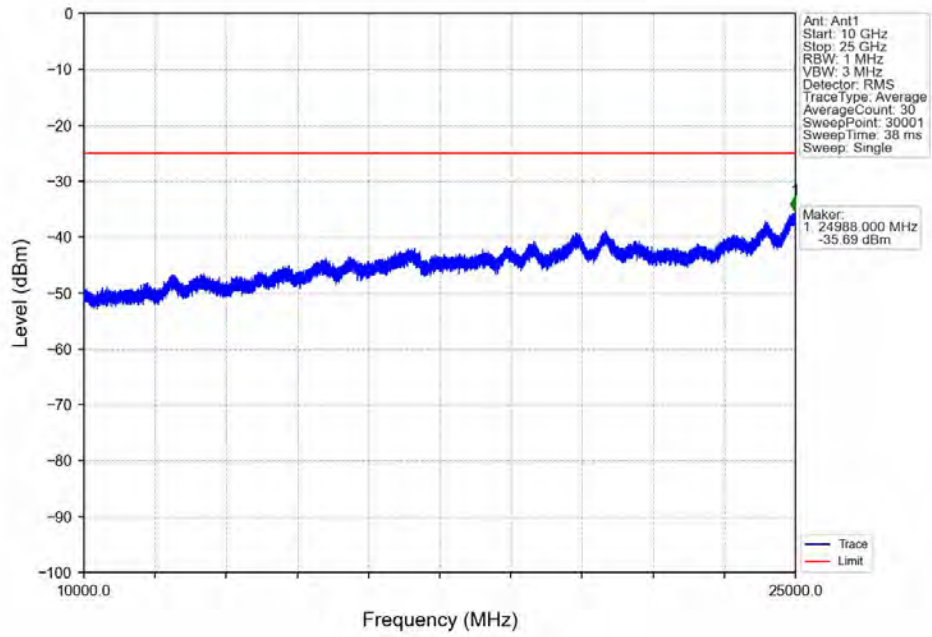
Band7\_5MHz\_QPSK\_HCH\_2567.5MHz\_RB\_1\_0\_NTNV



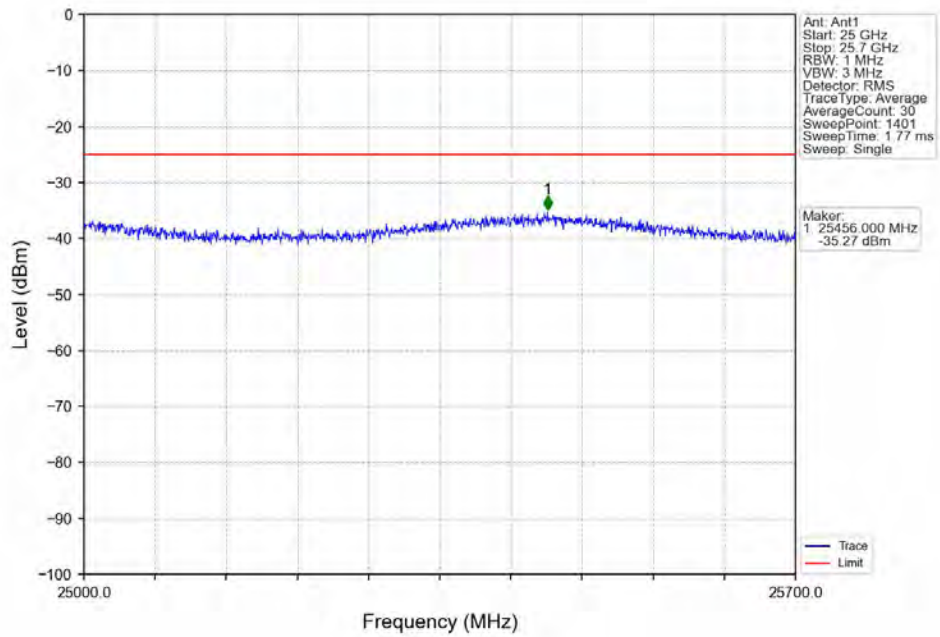
Band7\_5MHz\_QPSK\_HCH\_2567.5MHz\_RB\_1\_0\_NTNV



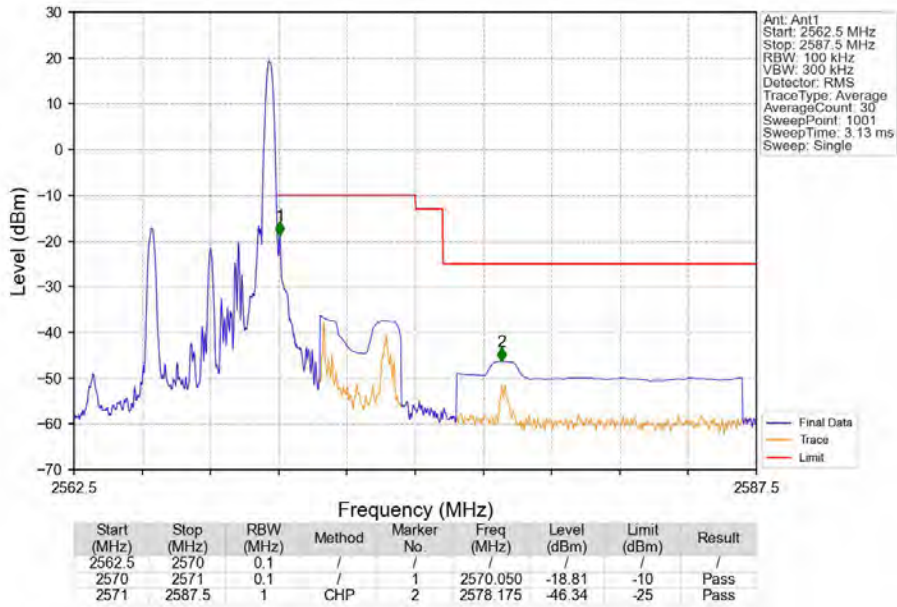
Band7\_5MHz\_QPSK\_HCH\_2567.5MHz\_RB\_1\_0\_NTNV



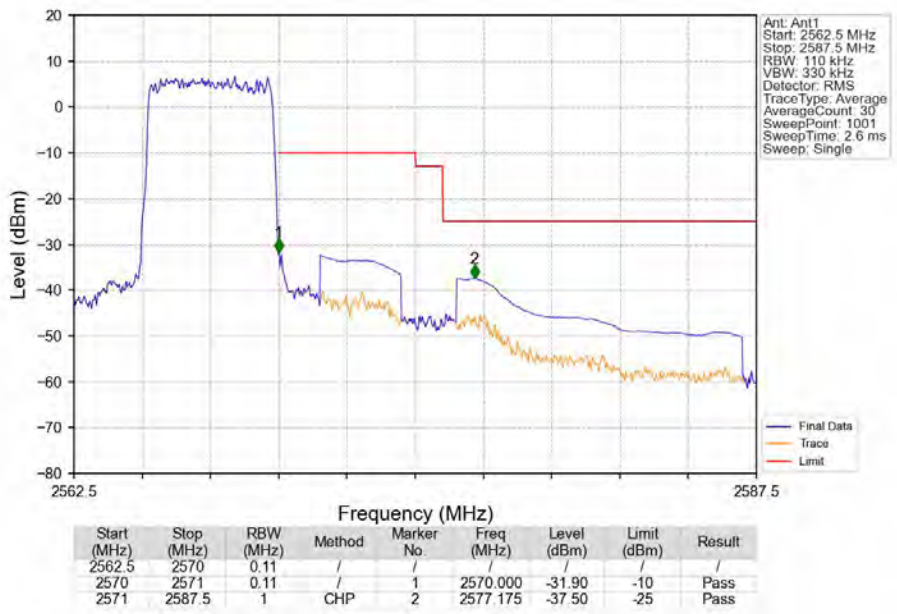
Band7\_5MHz\_QPSK\_HCH\_2567.5MHz\_RB\_1\_0\_NTNV



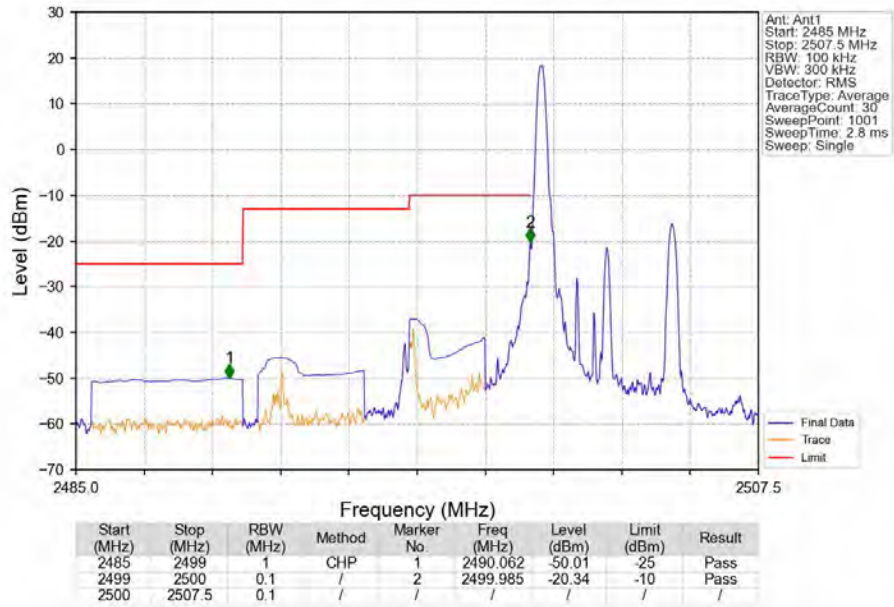
Band7\_5MHz\_QPSK\_HCH\_2567.5MHz\_RB\_1\_24\_NTNV



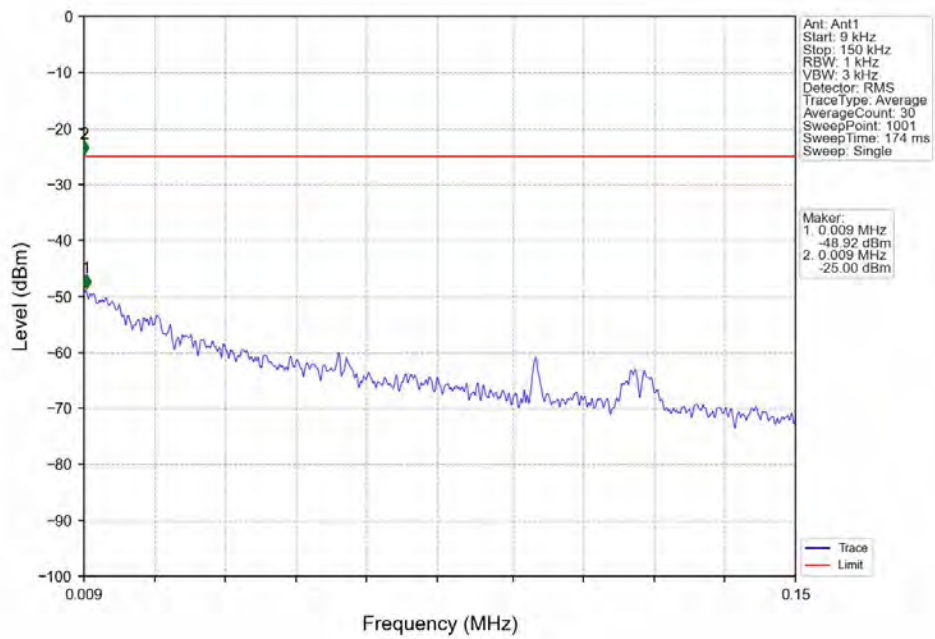
Band7\_5MHz\_QPSK\_HCH\_2567.5MHz\_RB\_25\_0\_NTNV



Band7\_5MHz\_16QAM\_LCH\_2502.5MHz\_RB\_1\_0\_NTNV

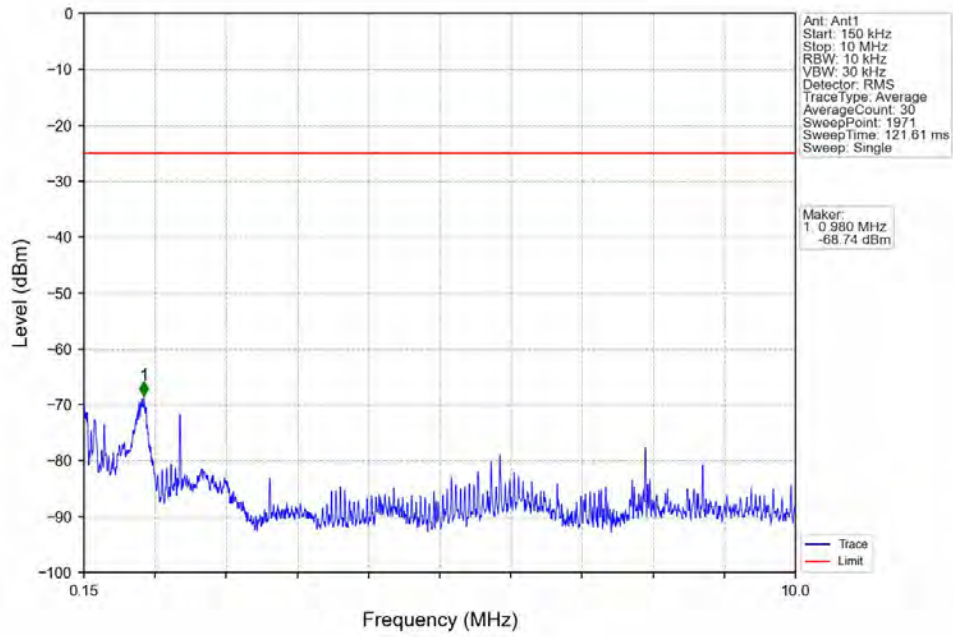


Band7\_5MHz\_16QAM\_LCH\_2502.5MHz\_RB\_1\_0\_NTNV

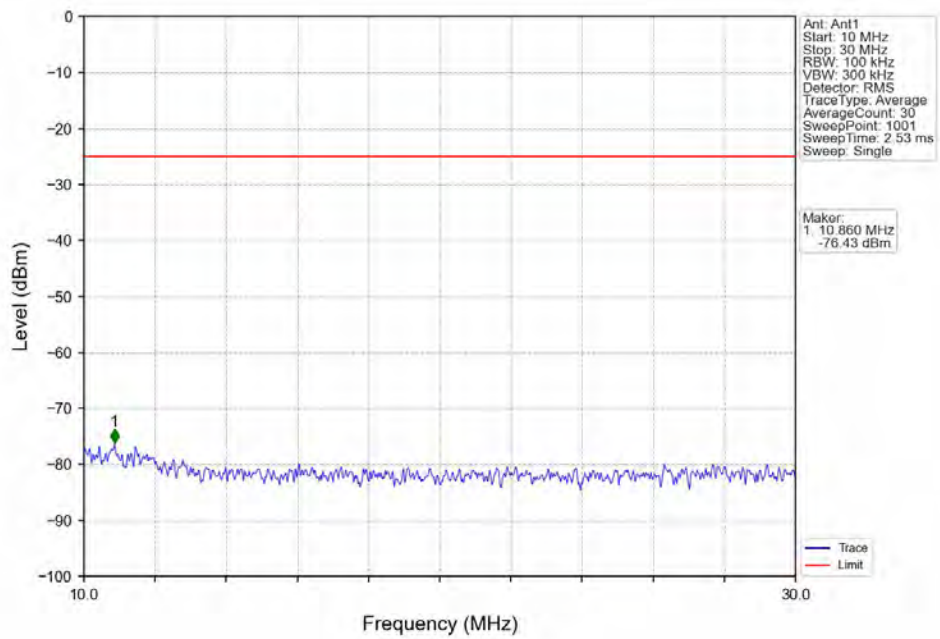




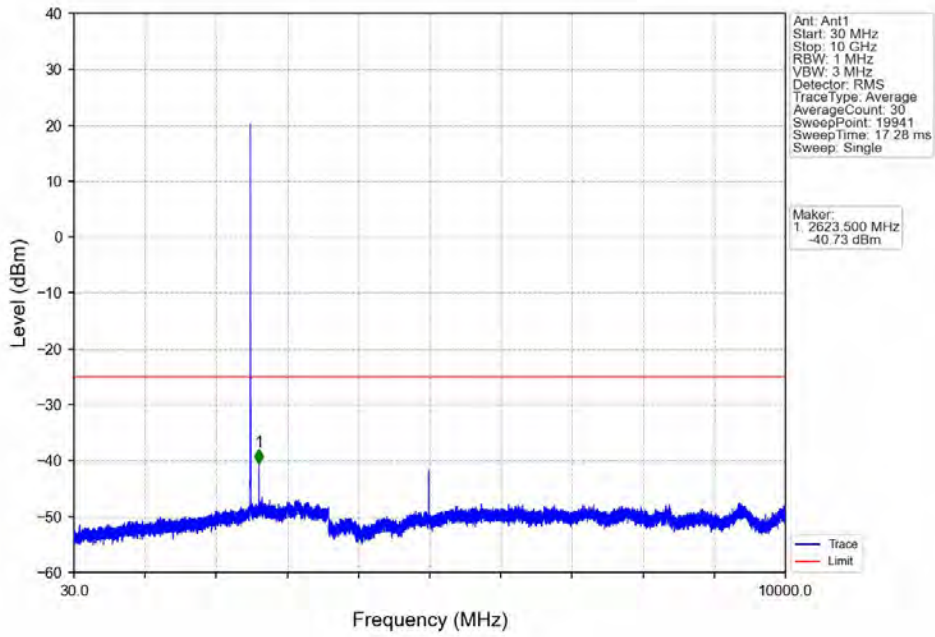
Band7\_5MHz\_16QAM\_LCH\_2502.5MHz\_RB\_1\_0\_NTNV



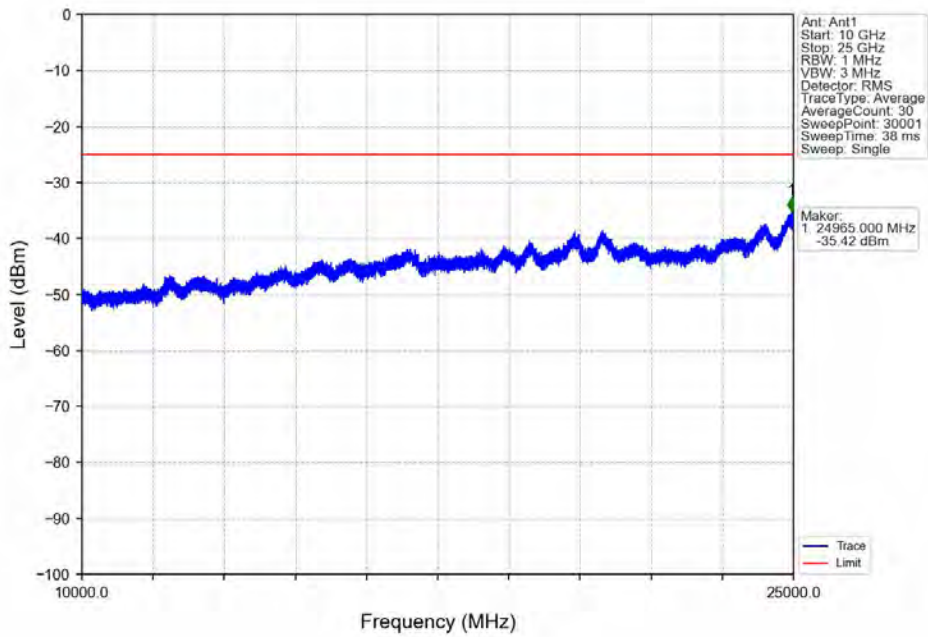
Band7\_5MHz\_16QAM\_LCH\_2502.5MHz\_RB\_1\_0\_NTNV



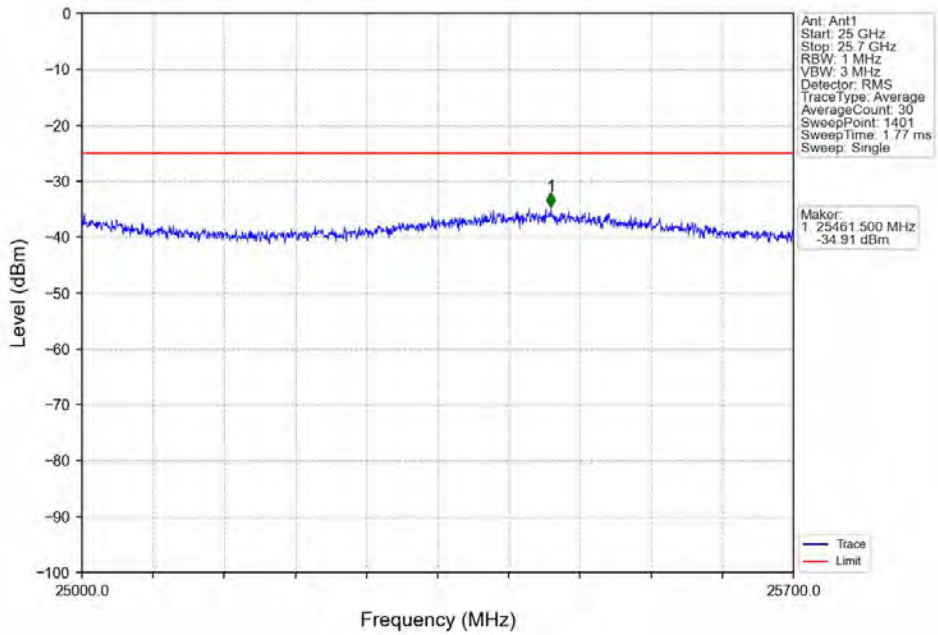
Band7 5MHz 16QAM LCH 2502.5MHz RB 1\_0\_NTNV



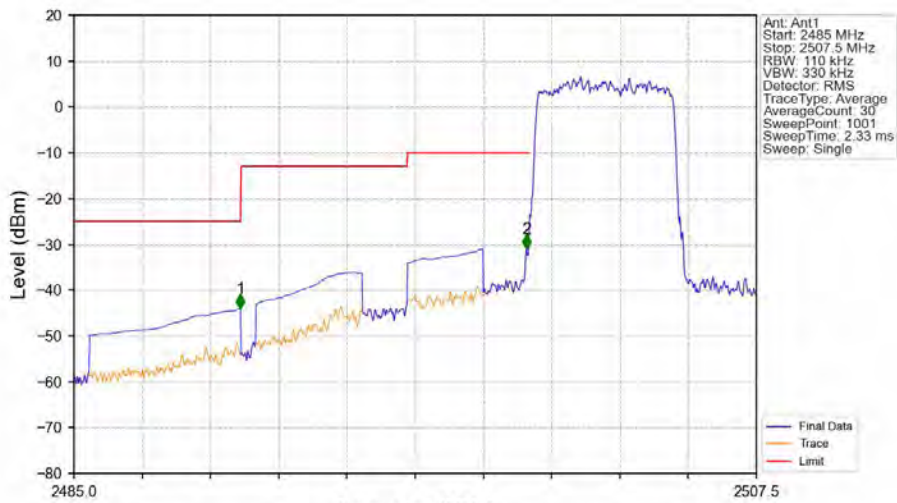
Band7 5MHz 16QAM LCH 2502.5MHz RB 1\_0\_NTNV



Band7 5MHz 16QAM LCH 2502.5MHz RB 1 0 NTNV

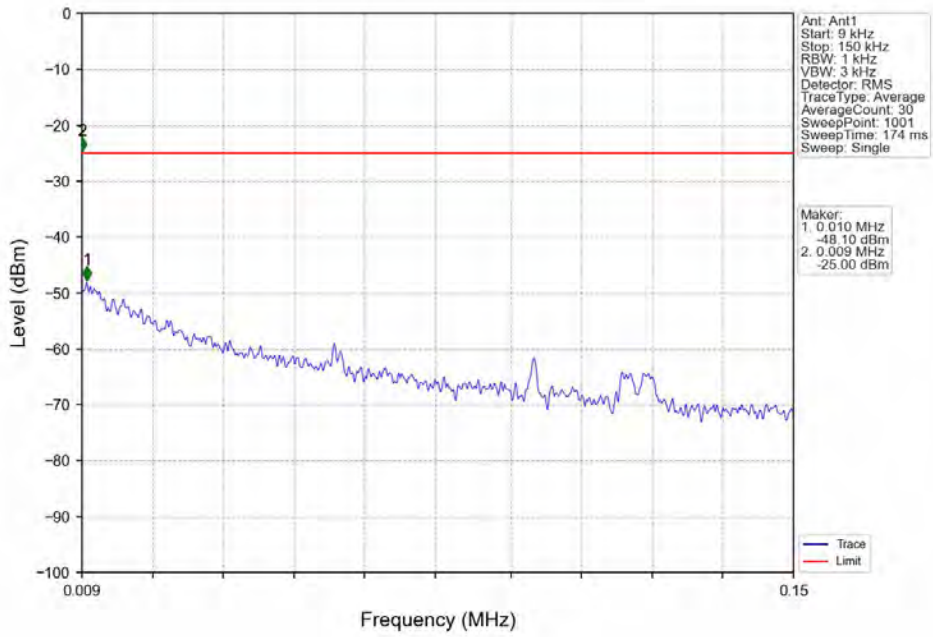


Band7 5MHz 16QAM LCH 2502.5MHz RB 25 0 NTNV

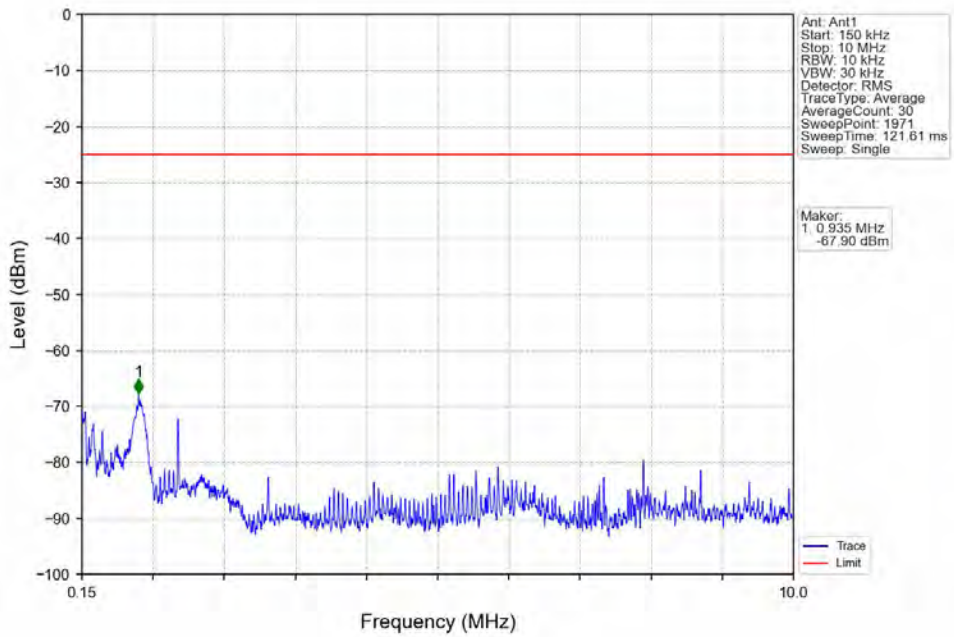


Start (MHz)	Stop (MHz)	RBW (MHz)	Method	Marker No.	Freq (MHz)	Level (dBm)	Limit (dBm)	Result
2485	2499	1	CHP	1	2490.490	-44.03	-25	Pass
2499	2500	0.11	/	2	2499.918	-30.94	-10	Pass
2500	2507.5	0.11	/	/	/	/	/	/

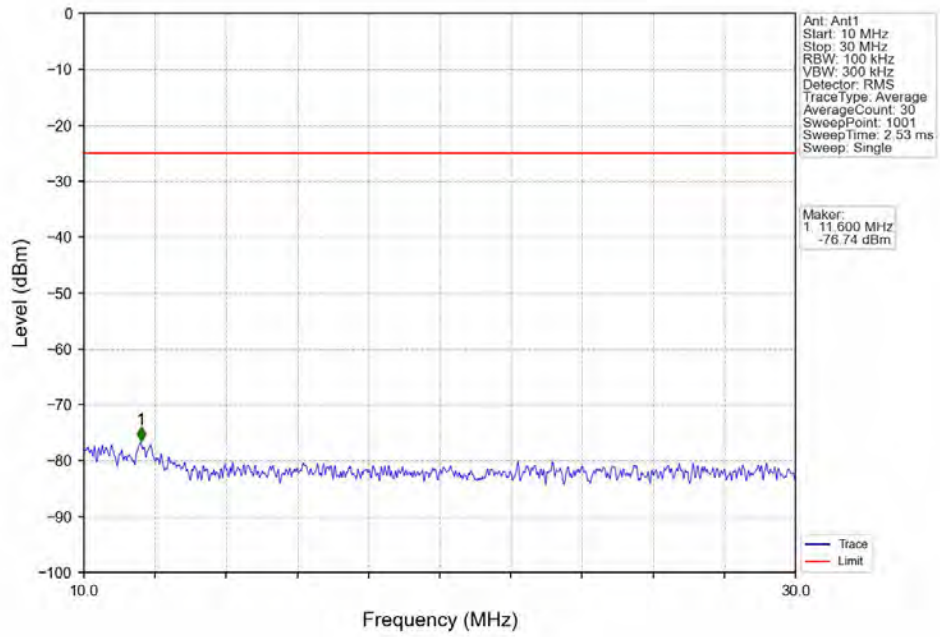
Band7\_5MHz\_16QAM\_MCH\_2535MHz\_RB\_1\_0\_NTNV



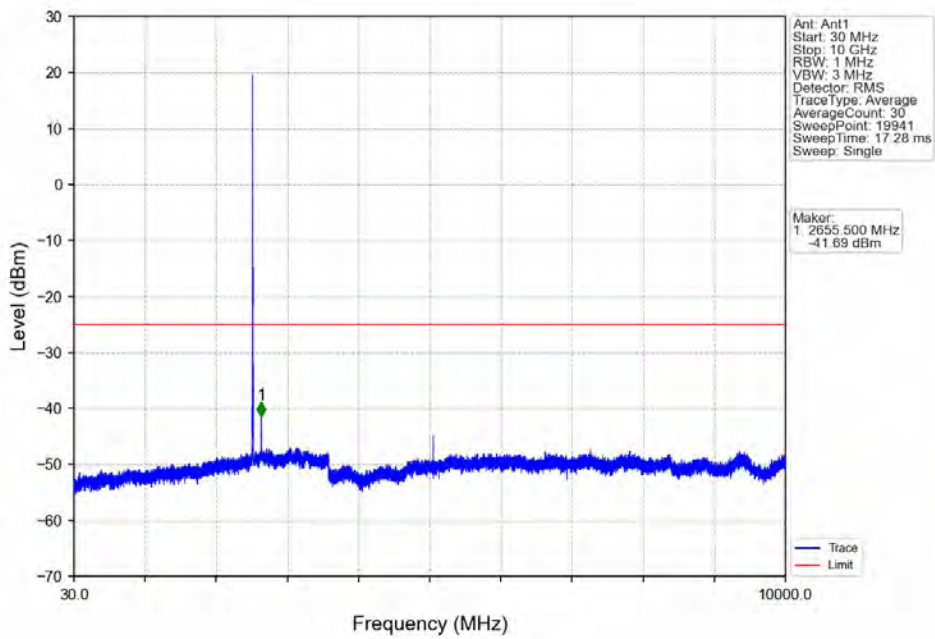
Band7\_5MHz\_16QAM\_MCH\_2535MHz\_RB\_1\_0\_NTNV



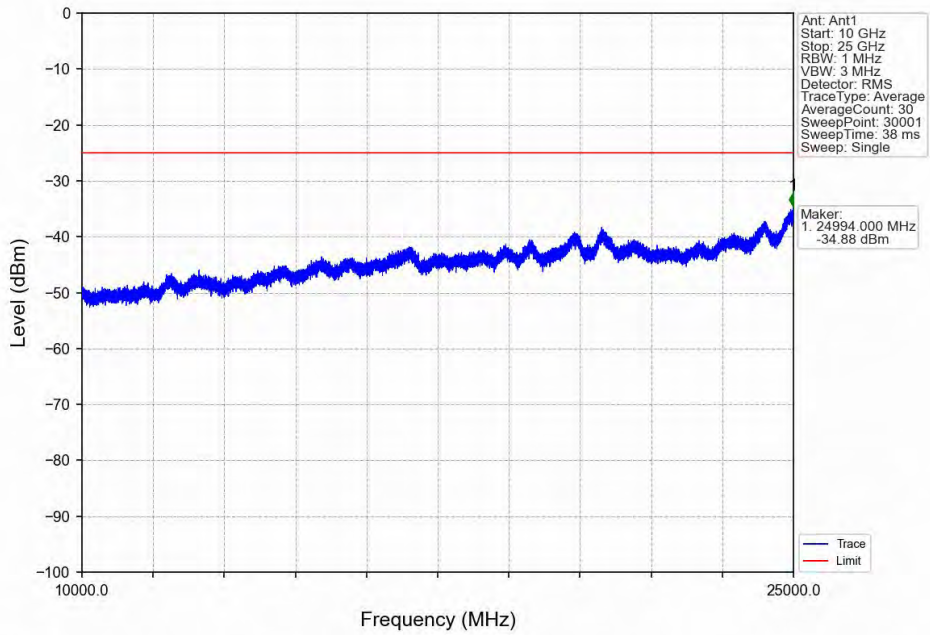
Band7\_5MHz\_16QAM\_MCH\_2535MHz\_RB\_1\_0\_NTNV



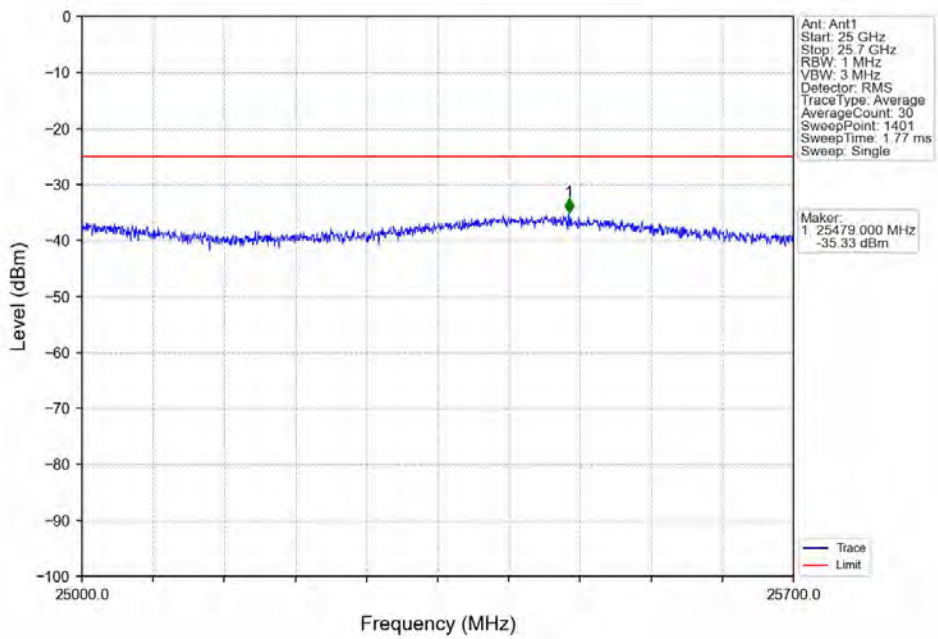
Band7\_5MHz\_16QAM\_MCH\_2535MHz\_RB\_1\_0\_NTNV



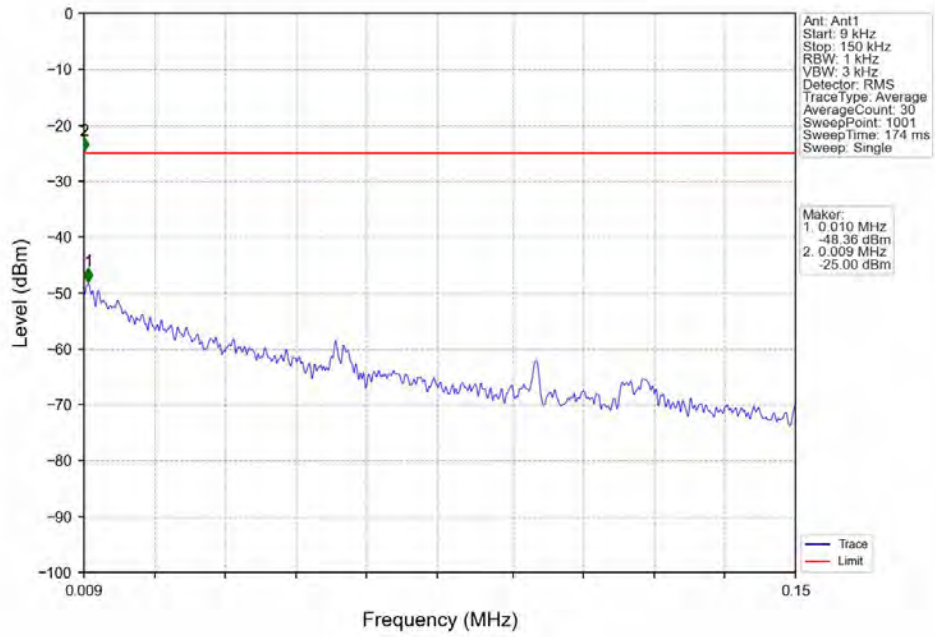
Band7\_5MHz\_16QAM\_MCH\_2535MHz\_RB\_1\_0\_NTNV



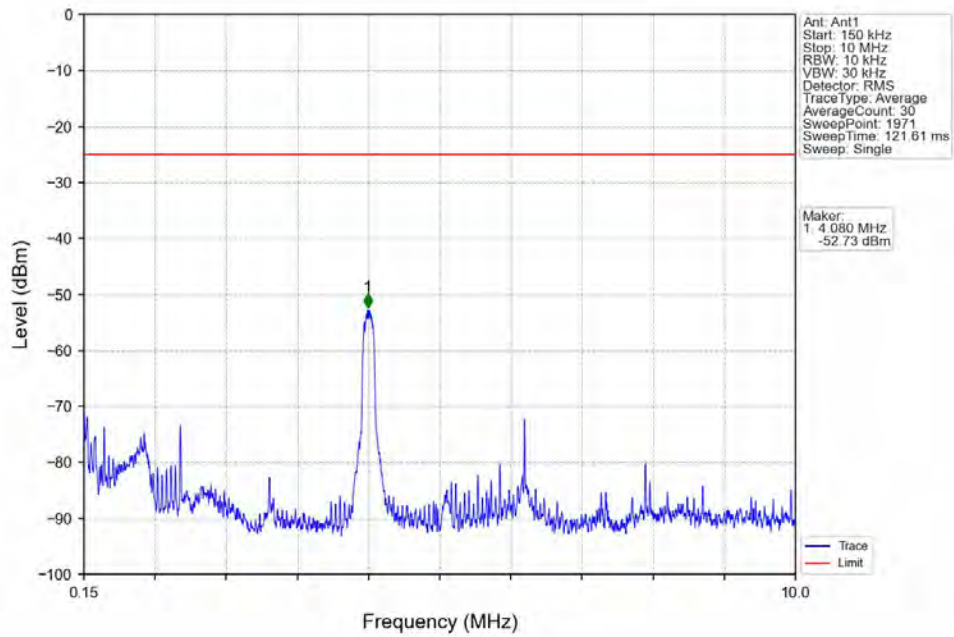
Band7\_5MHz\_16QAM\_MCH\_2535MHz\_RB\_1\_0\_NTNV



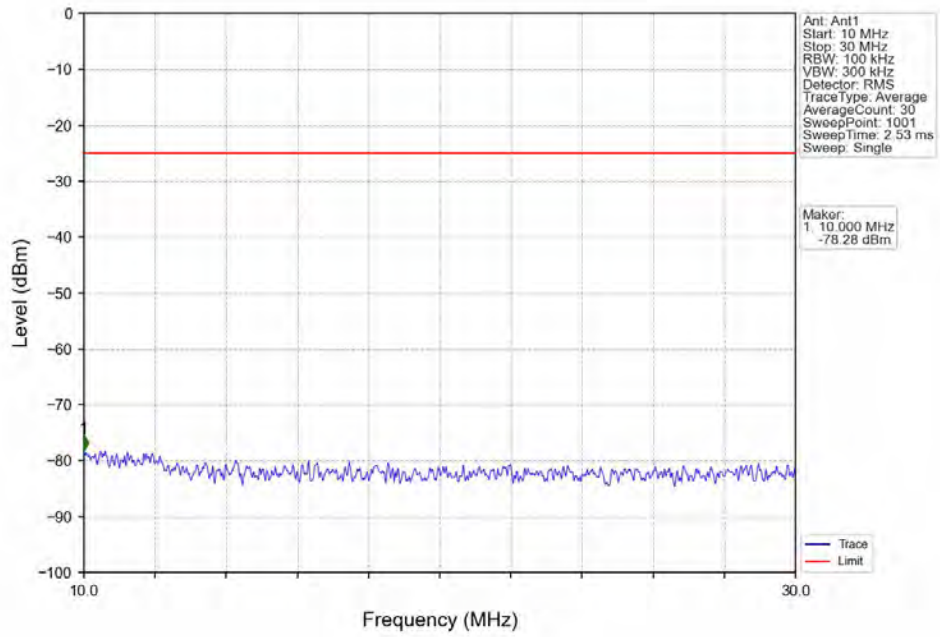
Band7\_5MHz\_16QAM\_HCH\_2567.5MHz\_RB\_1\_0\_NTNV



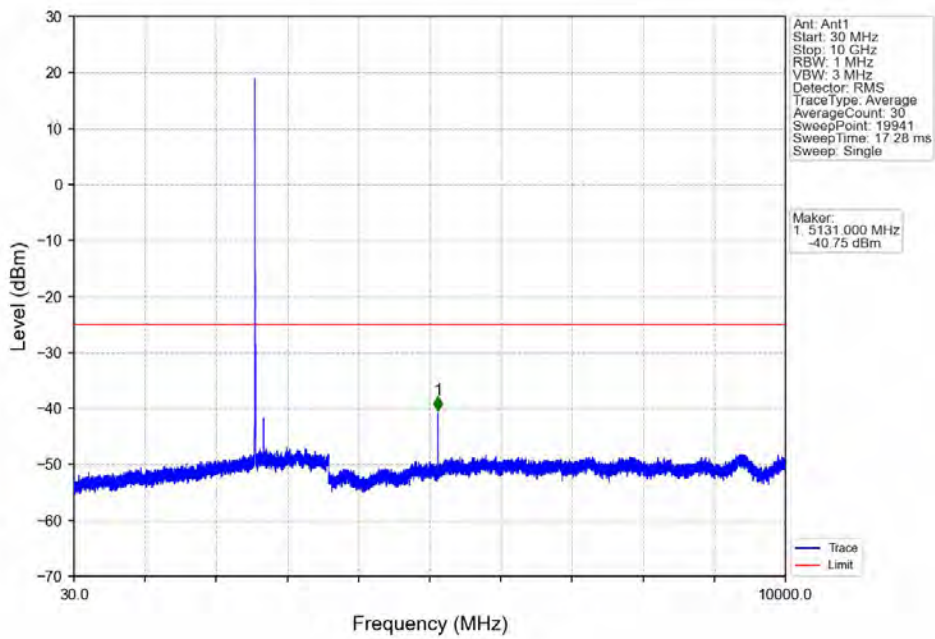
Band7\_5MHz\_16QAM\_HCH\_2567.5MHz\_RB\_1\_0\_NTNV



Band7\_5MHz\_16QAM\_HCH\_2567.5MHz\_RB\_1\_0\_NTNV

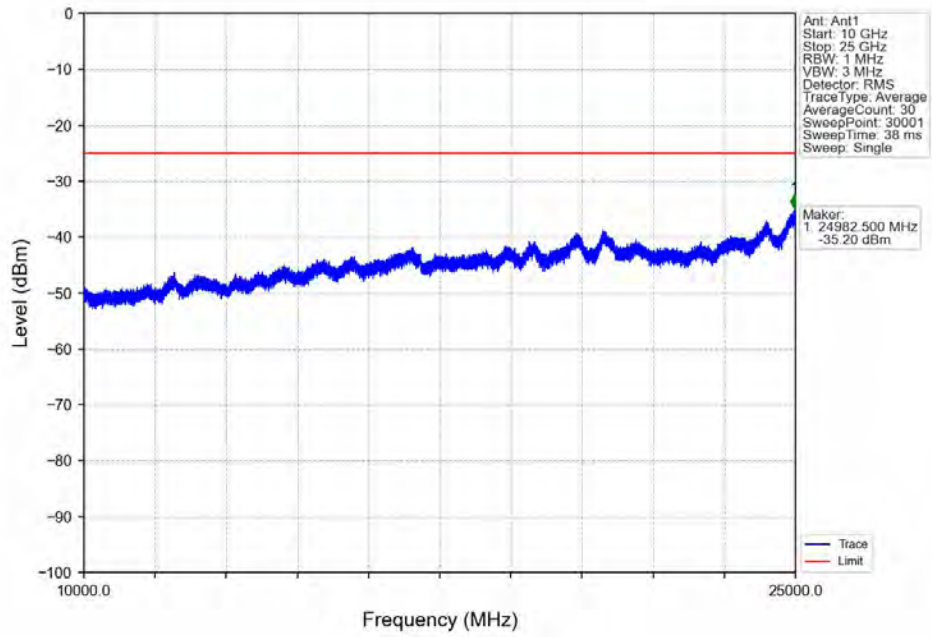


Band7\_5MHz\_16QAM\_HCH\_2567.5MHz\_RB\_1\_0\_NTNV

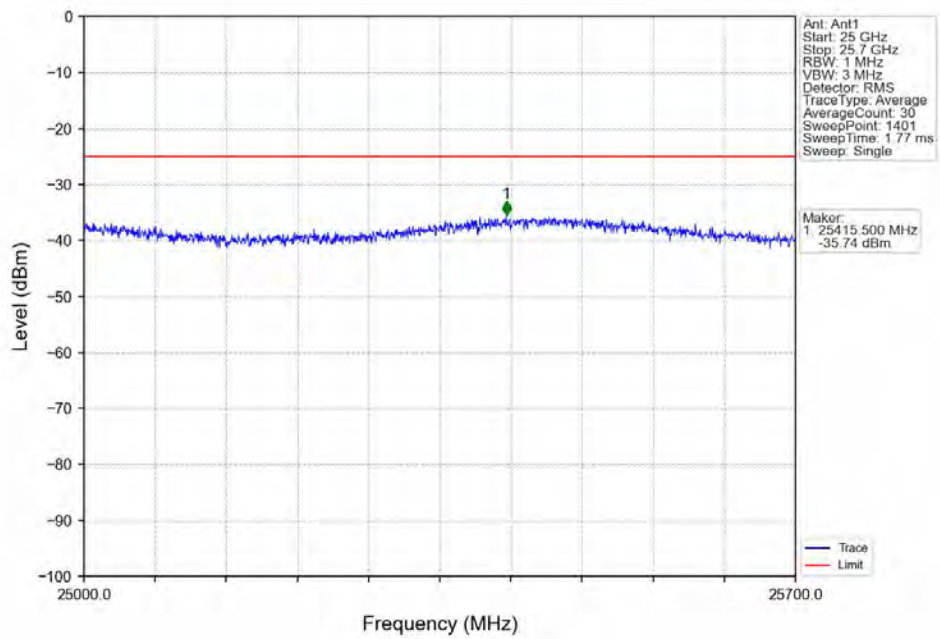




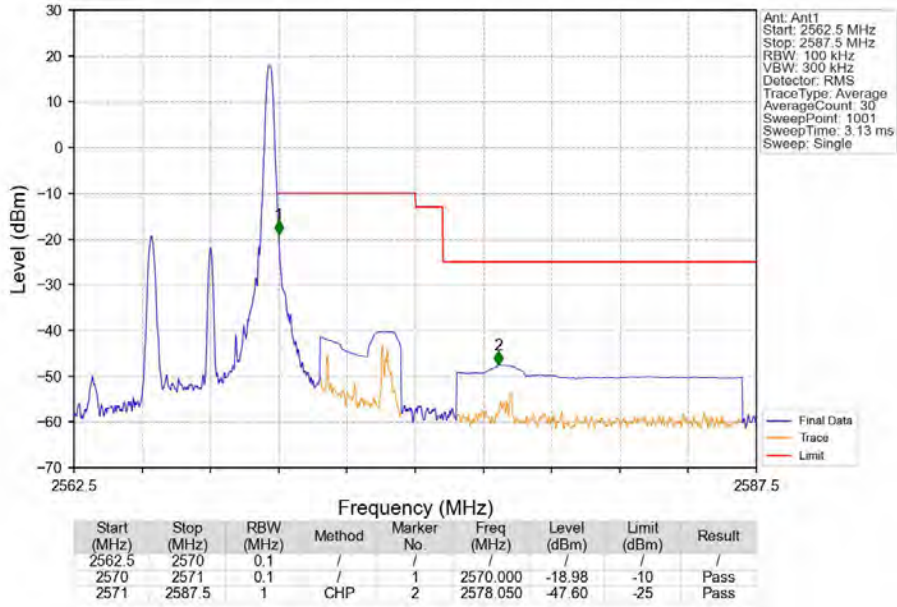
Band7\_5MHz\_16QAM\_HCH\_2567.5MHz\_RB\_1\_0\_NTNV



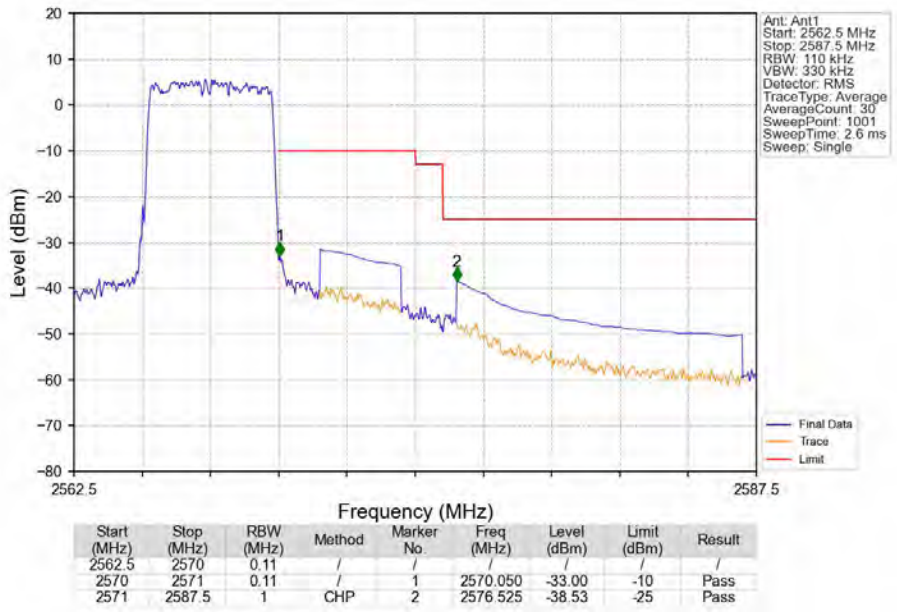
Band7\_5MHz\_16QAM\_HCH\_2567.5MHz\_RB\_1\_0\_NTNV



Band7\_5MHz\_16QAM\_HCH\_2567.5MHz\_RB\_1\_24\_NTNV



Band7\_5MHz\_16QAM\_HCH\_2567.5MHz\_RB\_25\_0\_NTNV

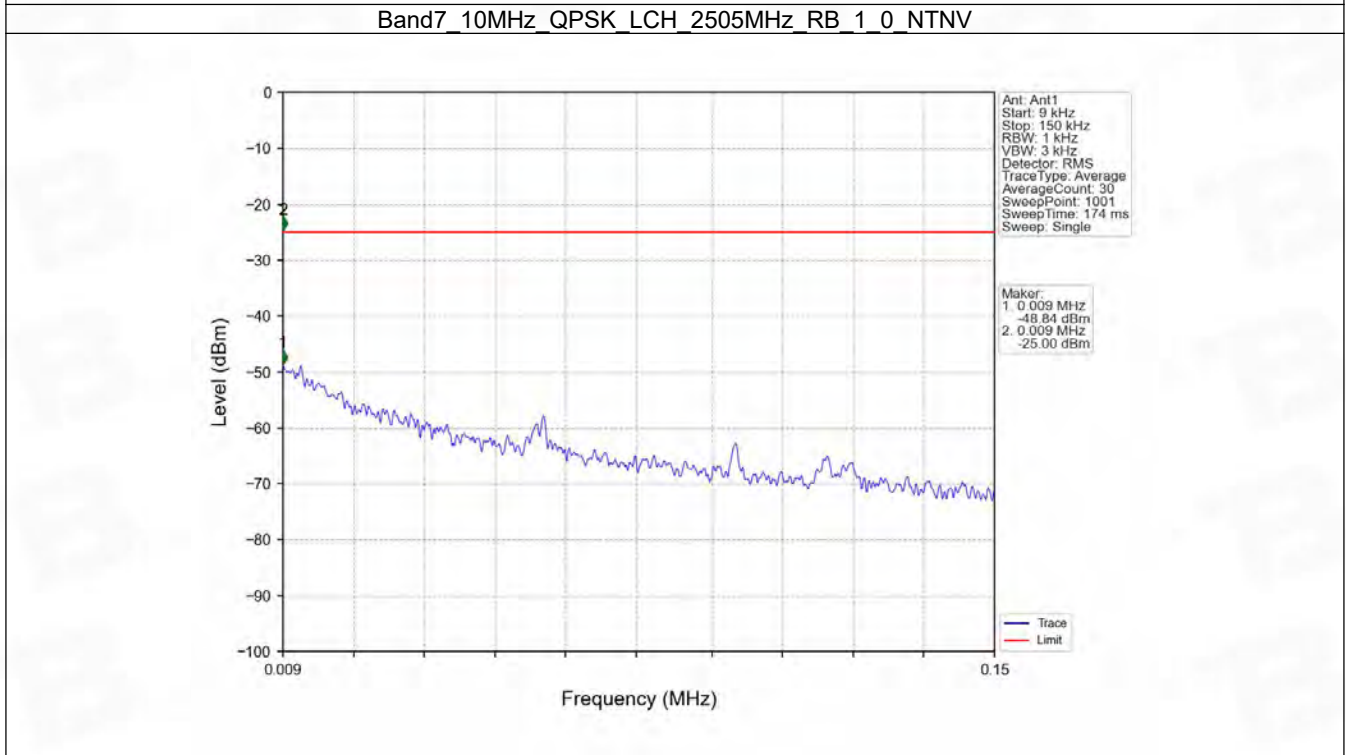
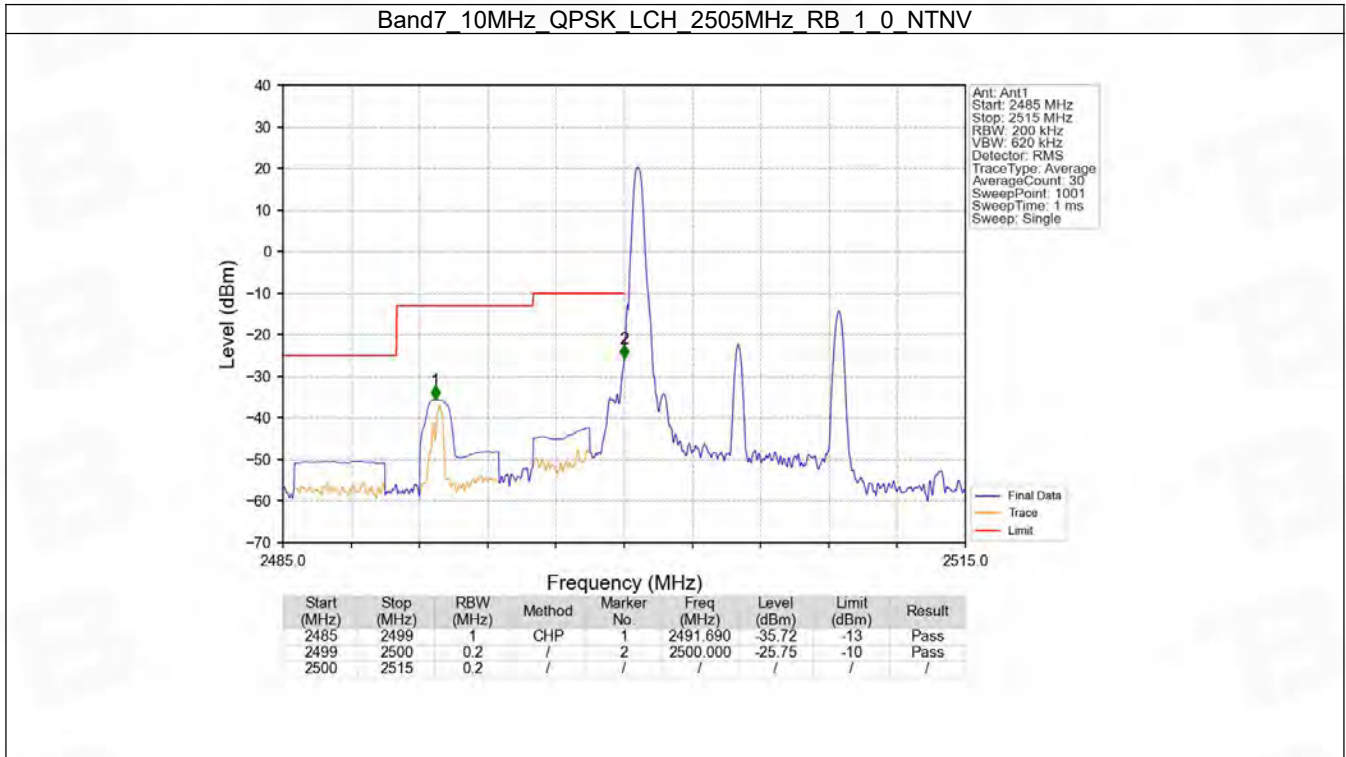


## 6.2 B7\_10MHz

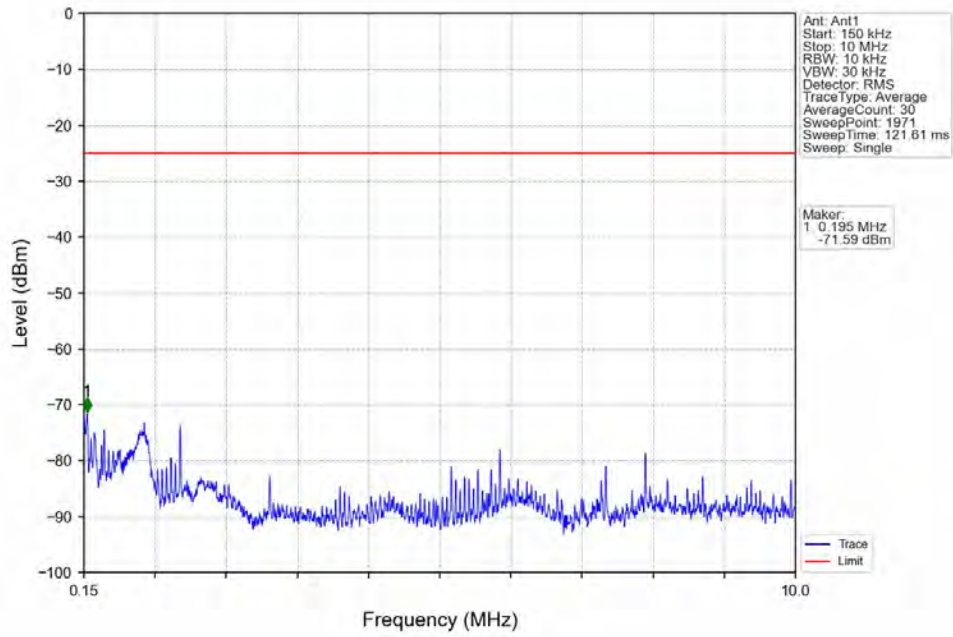
### 6.2.1 Test Result

Band: 7 / Bandwidth: 10MHz / NTV						
Modulation	Frequency (MHz)	RB Allocation		Spurious Emission		Verdict
		Size	Offset	Result	Limit	
QPSK	2505	1	0	Refer To Test Graph		Pass
		50	0	Refer To Test Graph		Pass
	2535	1	0	Refer To Test Graph		Pass
	2565	1	0	Refer To Test Graph		Pass
			49	Refer To Test Graph		Pass
		50	0	Refer To Test Graph		Pass
16QAM	2505	1	0	Refer To Test Graph		Pass
		50	0	Refer To Test Graph		Pass
	2535	1	0	Refer To Test Graph		Pass
	2565	1	0	Refer To Test Graph		Pass
			49	Refer To Test Graph		Pass
		50	0	Refer To Test Graph		Pass

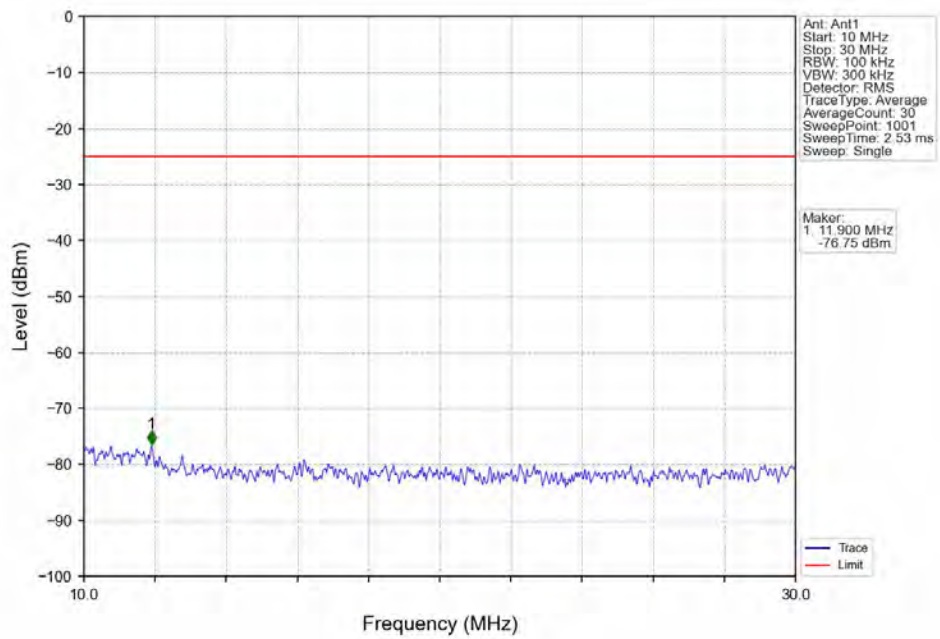
## 6.2.2 Test Graph



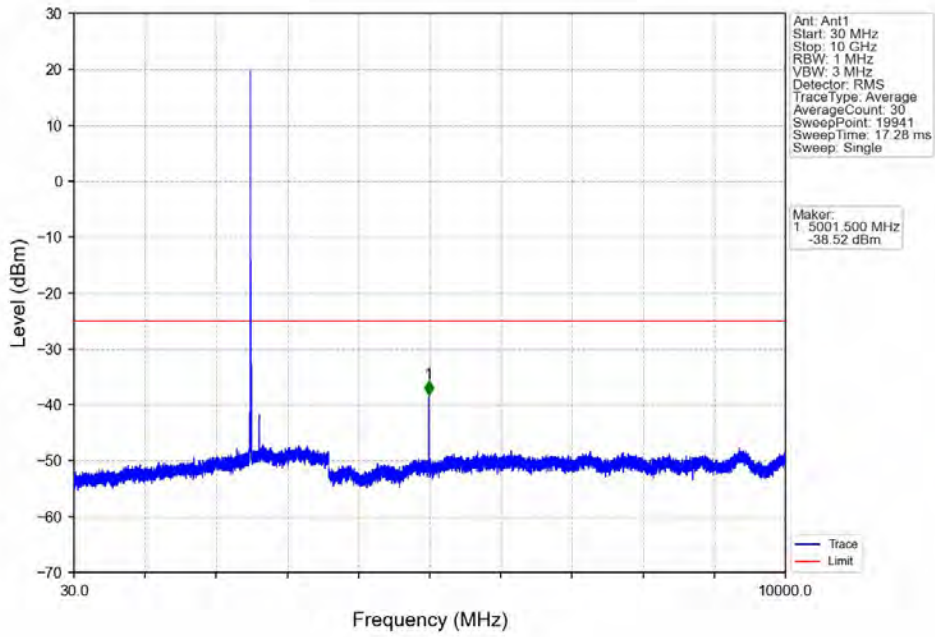
Band7\_10MHz\_QPSK\_LCH\_2505MHz\_RB\_1\_0\_NTNV



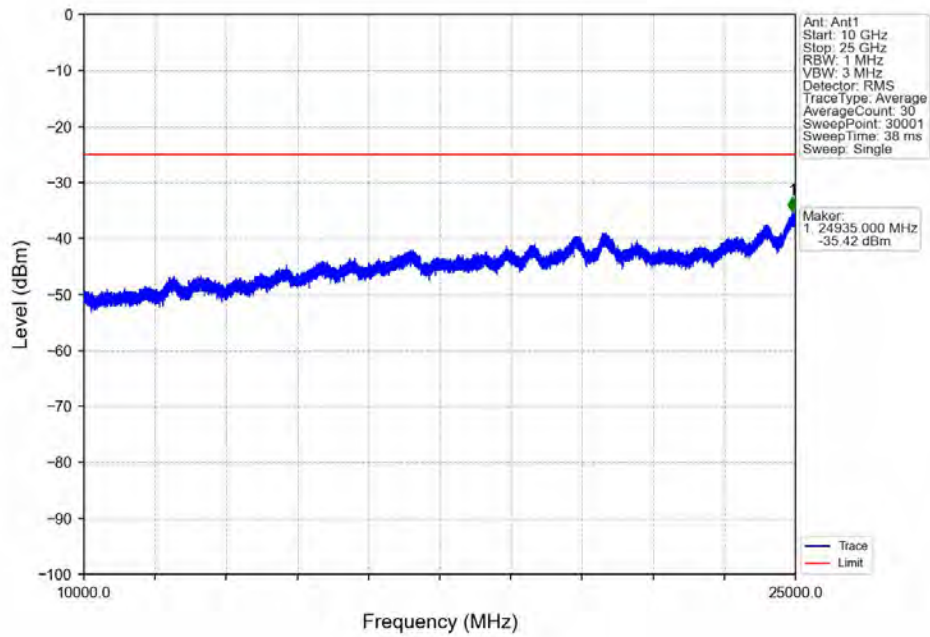
Band7\_10MHz\_QPSK\_LCH\_2505MHz\_RB\_1\_0\_NTNV



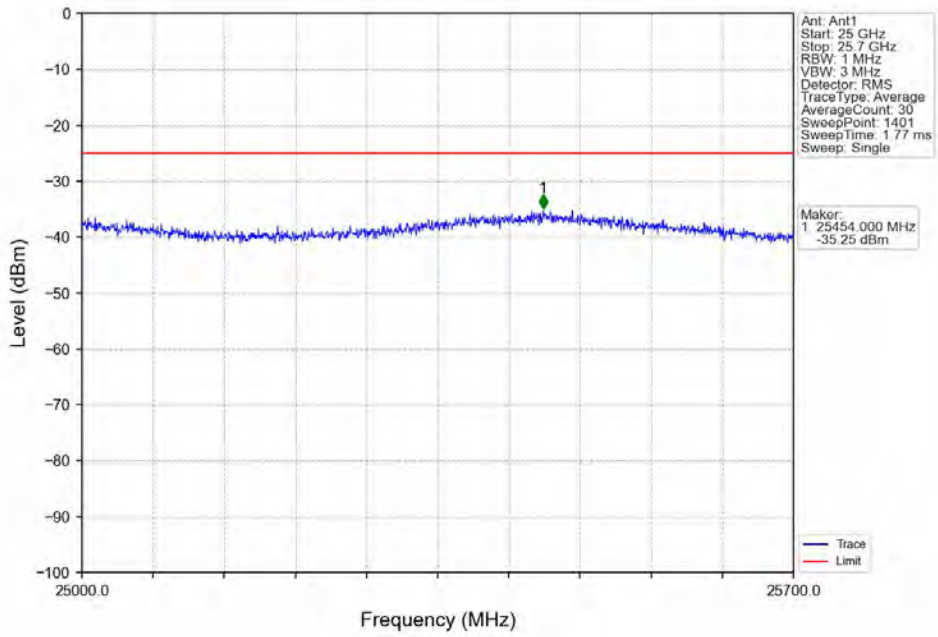
Band7\_10MHz\_QPSK\_LCH\_2505MHz\_RB\_1\_0\_NTNV



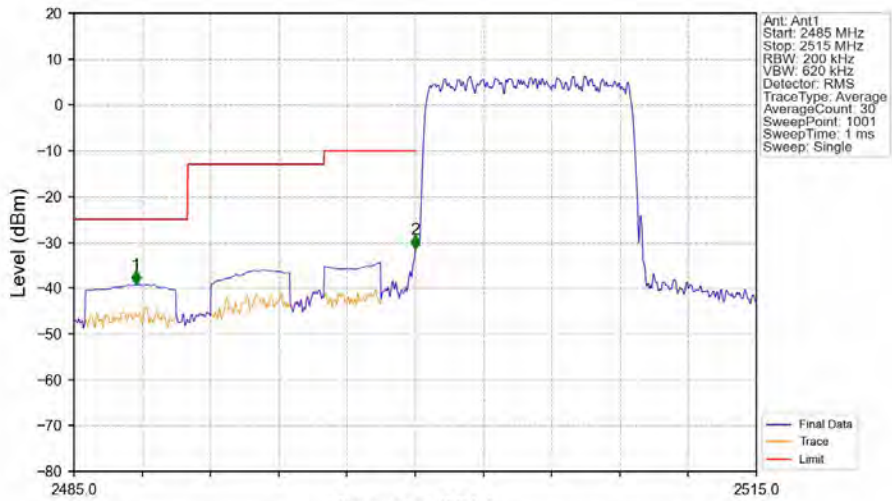
Band7\_10MHz\_QPSK\_LCH\_2505MHz\_RB\_1\_0\_NTNV



Band7\_10MHz\_QPSK\_LCH\_2505MHz\_RB\_1\_0\_NTNV

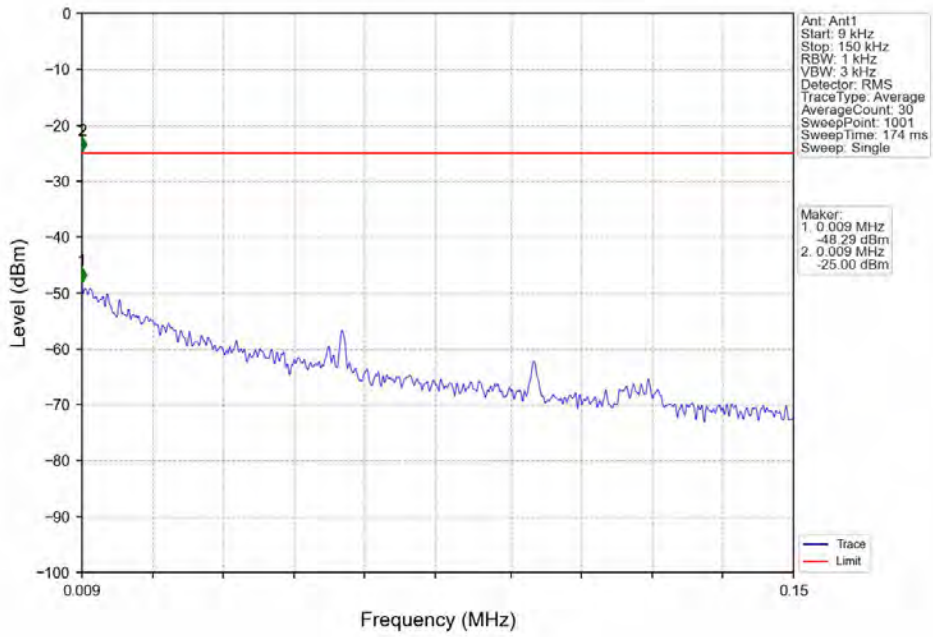


Band7\_10MHz\_QPSK\_LCH\_2505MHz\_RB\_50\_0\_NTNV

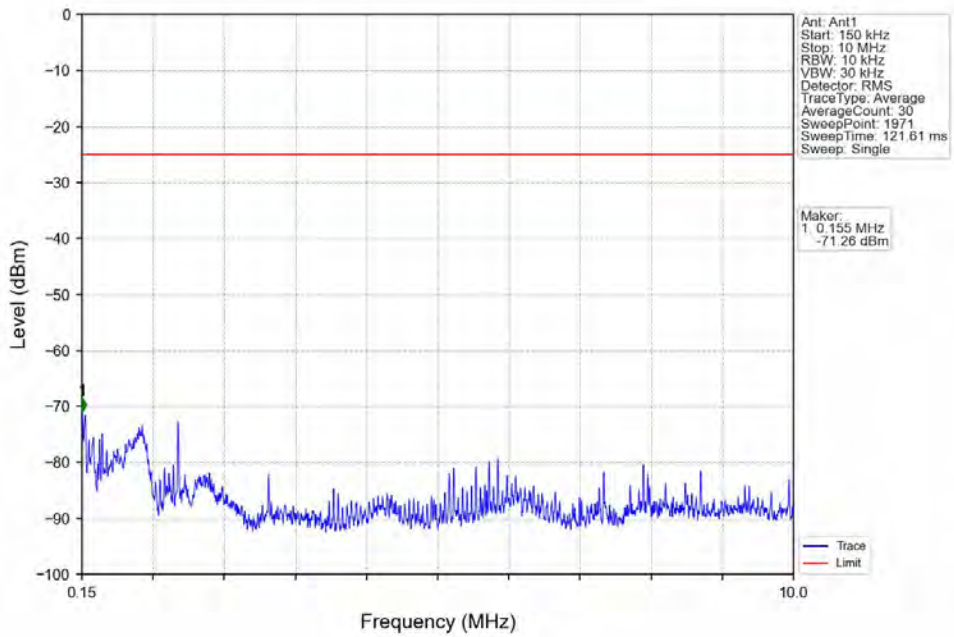


Start (MHz)	Stop (MHz)	RBW (MHz)	Method	Marker No.	Freq (MHz)	Level (dBm)	Limit (dBm)	Result
2485	2499	1	CHP	1	2487.730	-39.27	-25	Pass
2499	2500	0.2	/	2	2500.000	-31.54	-10	Pass
2500	2515	0.2	/	/	/	/	/	/

Band7\_10MHz\_QPSK\_MCH\_2535MHz\_RB\_1\_0\_NTNV

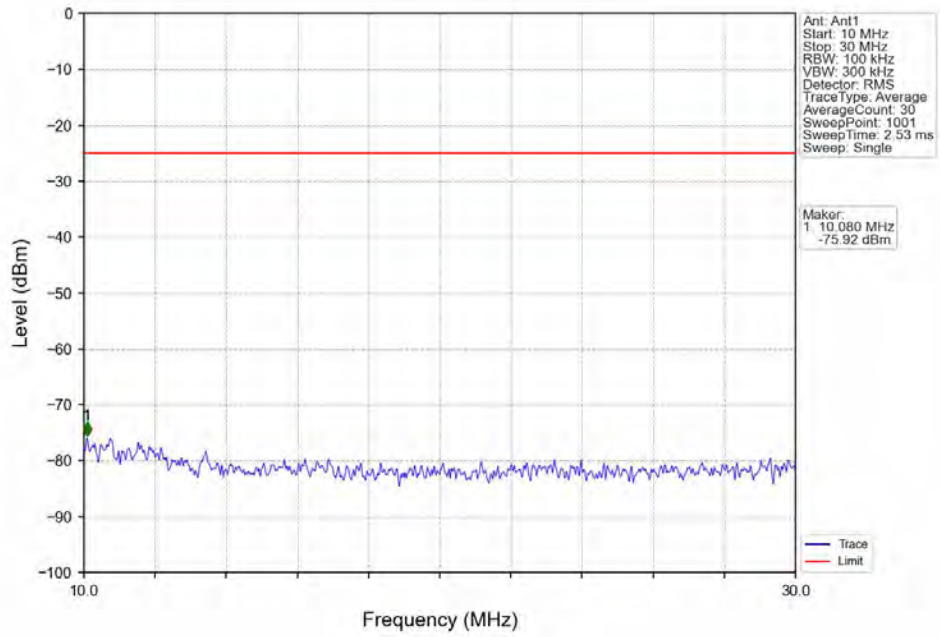


Band7\_10MHz\_QPSK\_MCH\_2535MHz\_RB\_1\_0\_NTNV

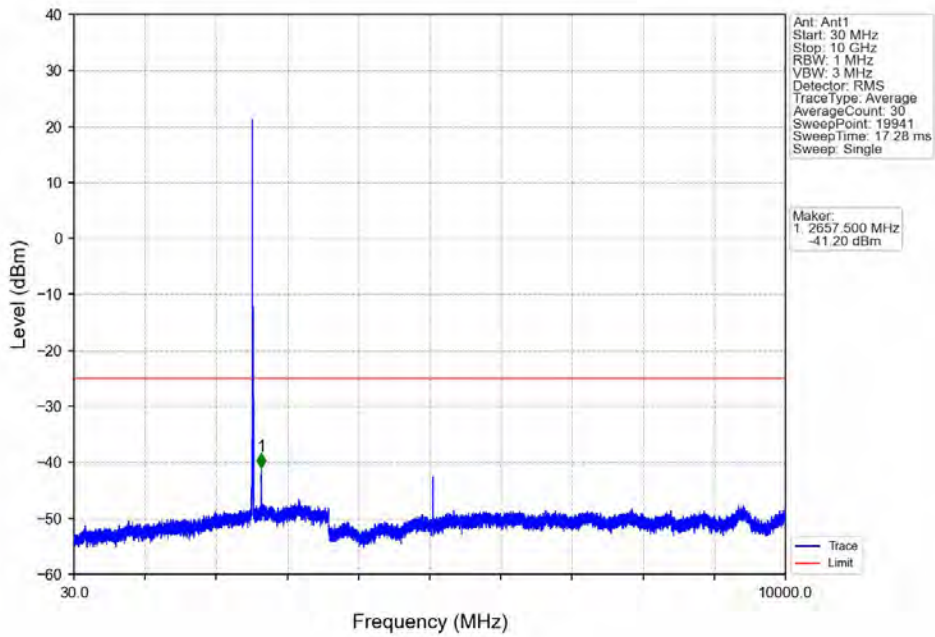




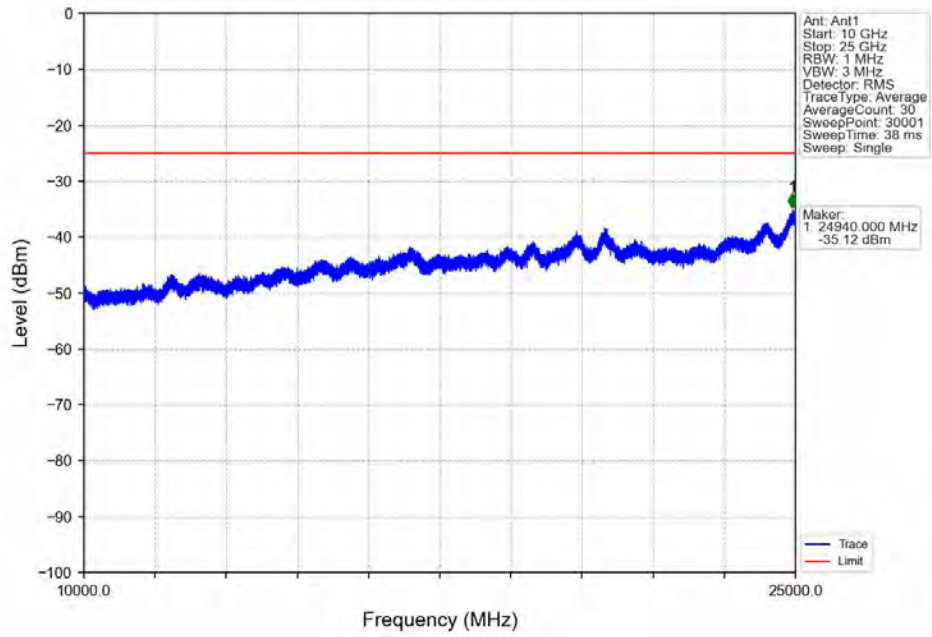
Band7\_10MHz\_QPSK\_MCH\_2535MHz\_RB\_1\_0\_NTNV



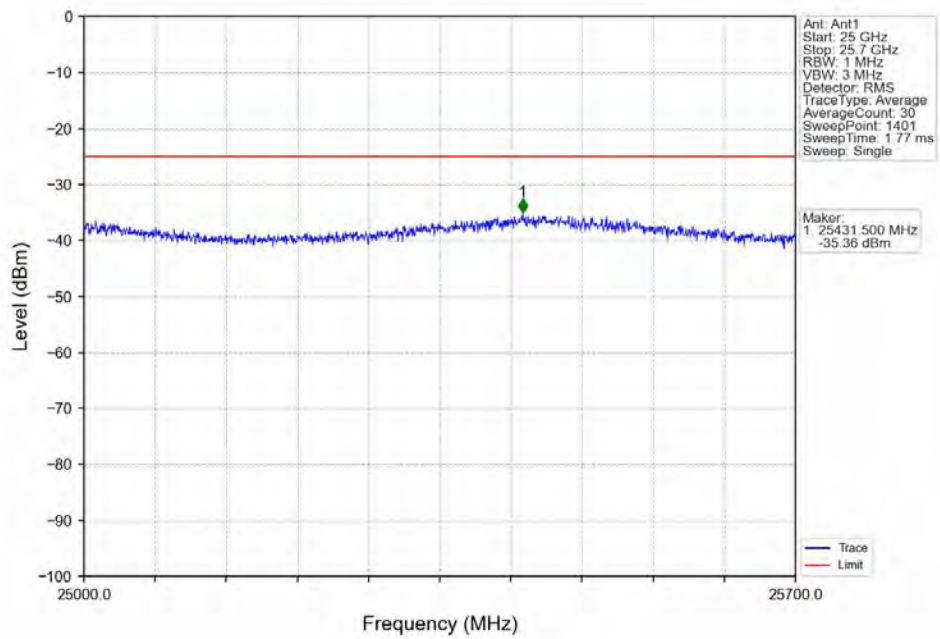
Band7\_10MHz\_QPSK\_MCH\_2535MHz\_RB\_1\_0\_NTNV



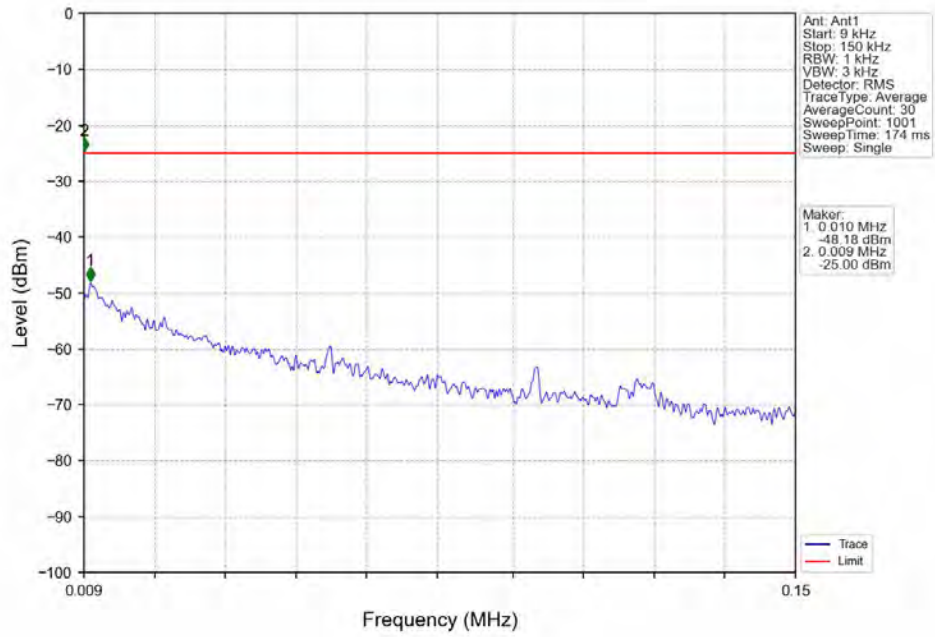
Band7\_10MHz\_QPSK\_MCH\_2535MHz\_RB\_1\_0\_NTNV



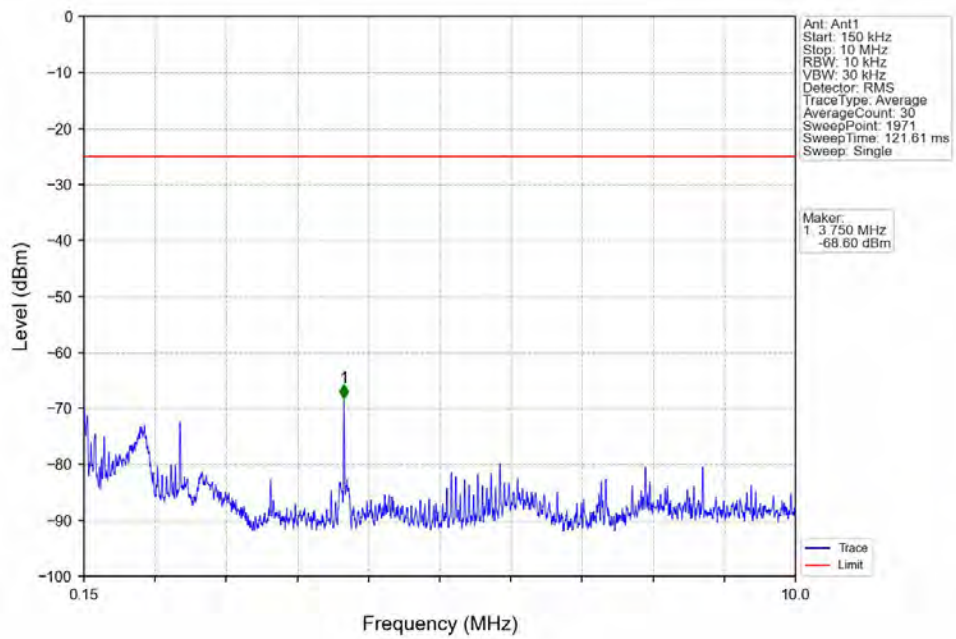
Band7\_10MHz\_QPSK\_MCH\_2535MHz\_RB\_1\_0\_NTNV



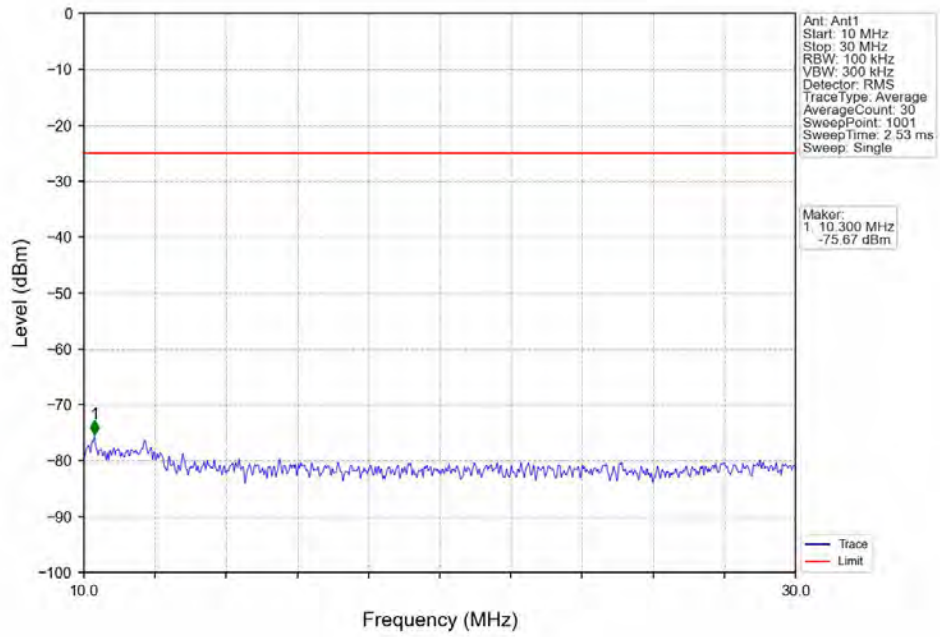
Band7\_10MHz\_QPSK\_HCH\_2565MHz\_RB\_1\_0\_NTNV



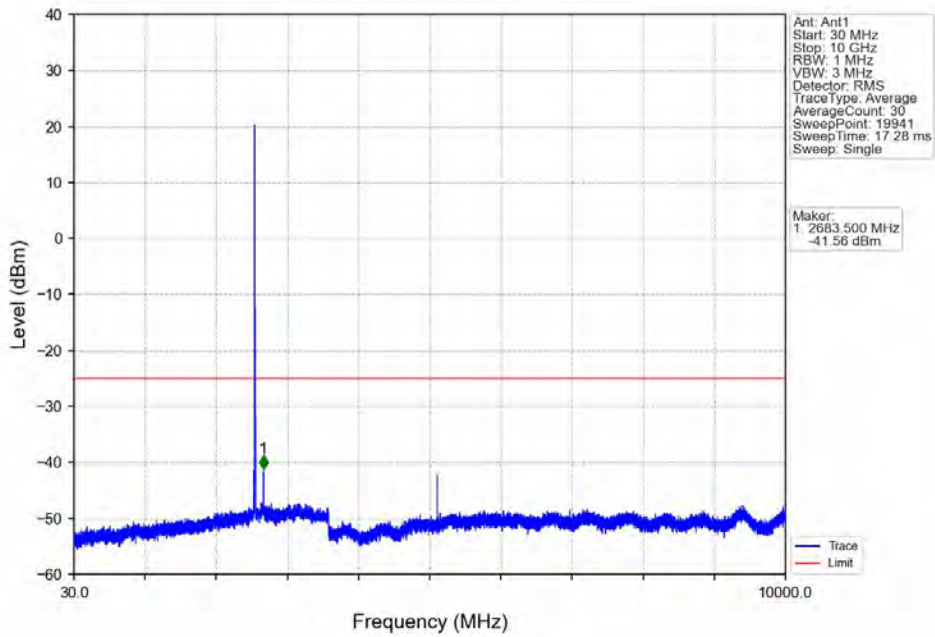
Band7\_10MHz\_QPSK\_HCH\_2565MHz\_RB\_1\_0\_NTNV



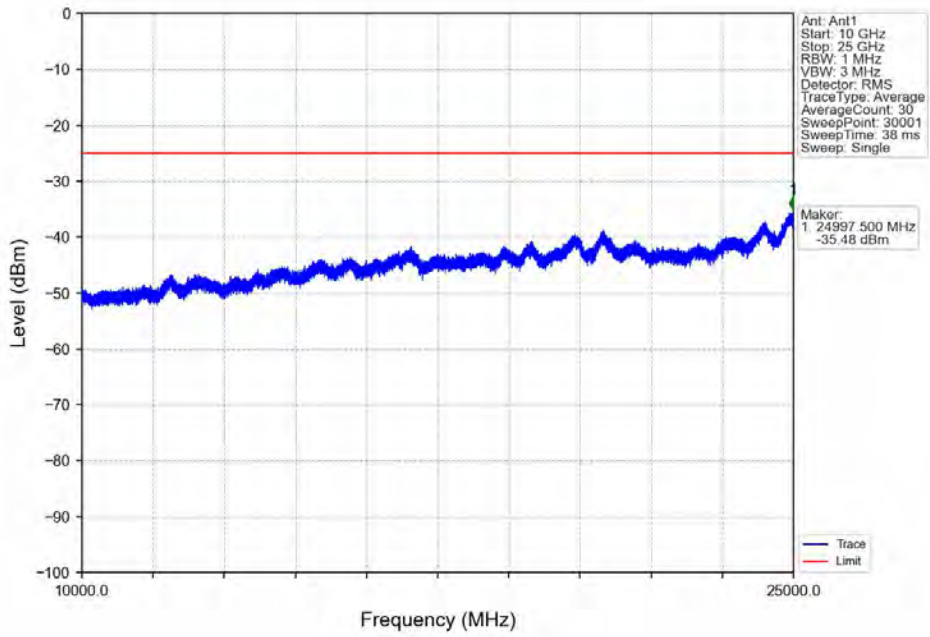
Band7\_10MHz\_QPSK\_HCH\_2565MHz\_RB\_1\_0\_NTNV



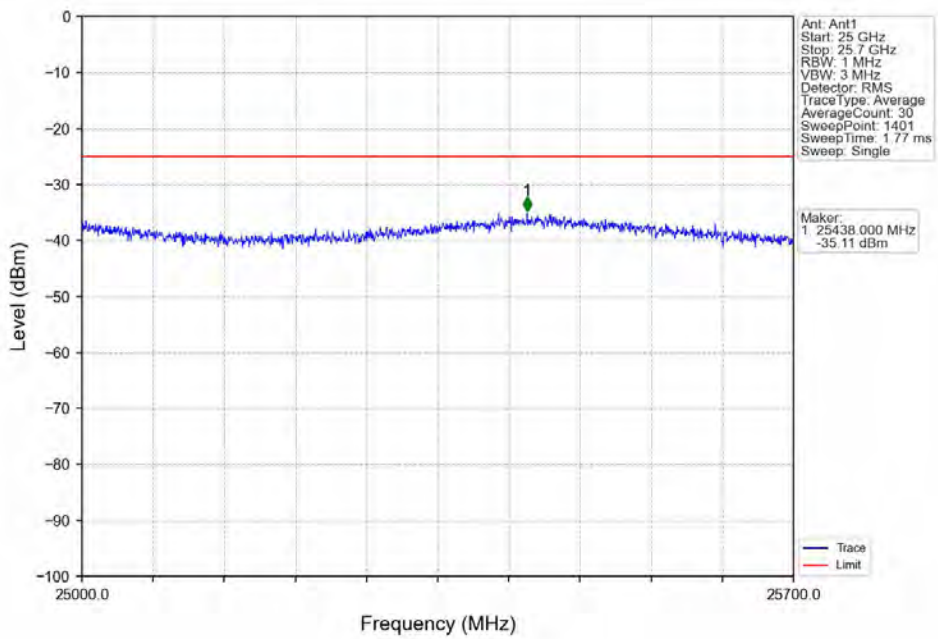
Band7\_10MHz\_QPSK\_HCH\_2565MHz\_RB\_1\_0\_NTNV



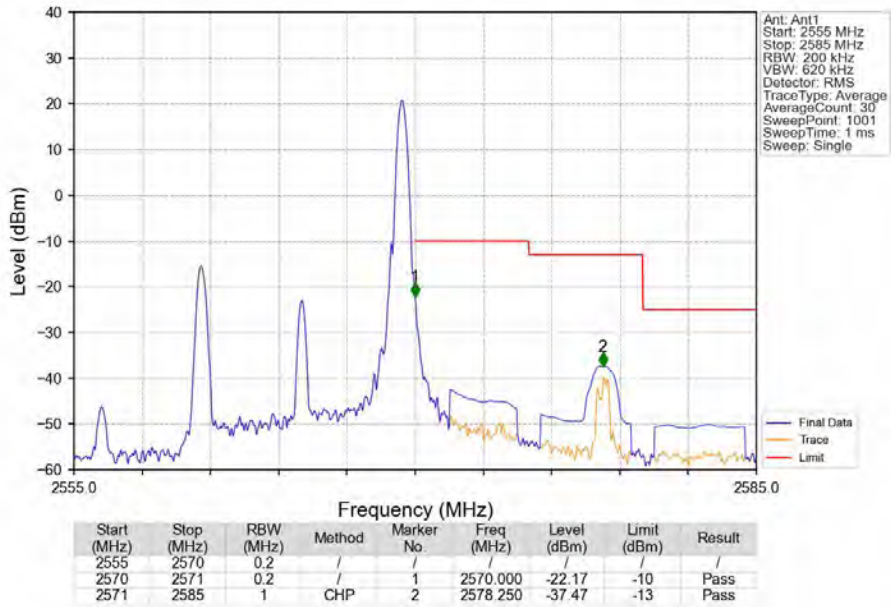
Band7\_10MHz\_QPSK\_HCH\_2565MHz\_RB\_1\_0\_NTNV



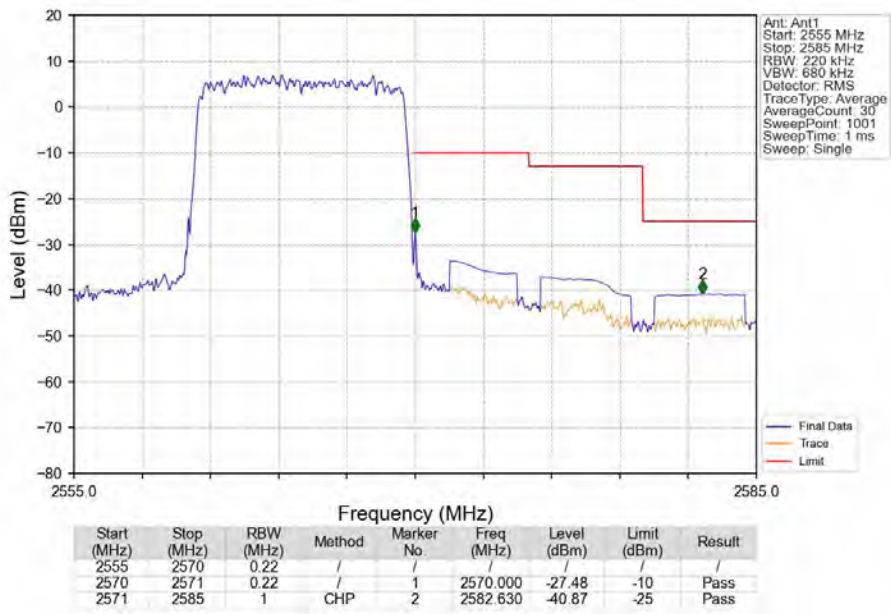
Band7\_10MHz\_QPSK\_HCH\_2565MHz\_RB\_1\_0\_NTNV



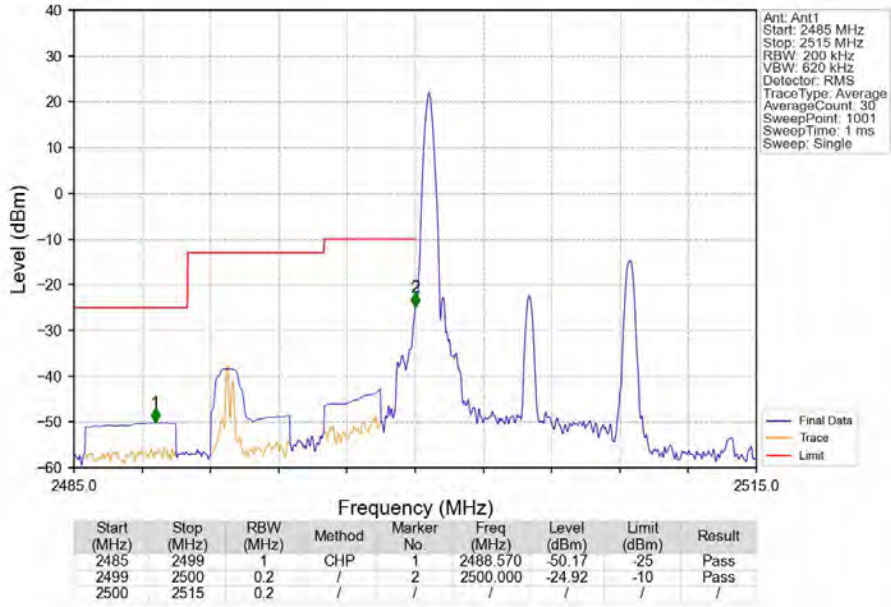
Band7 10MHz QPSK HCH 2565MHz RB 1 49 NTNV



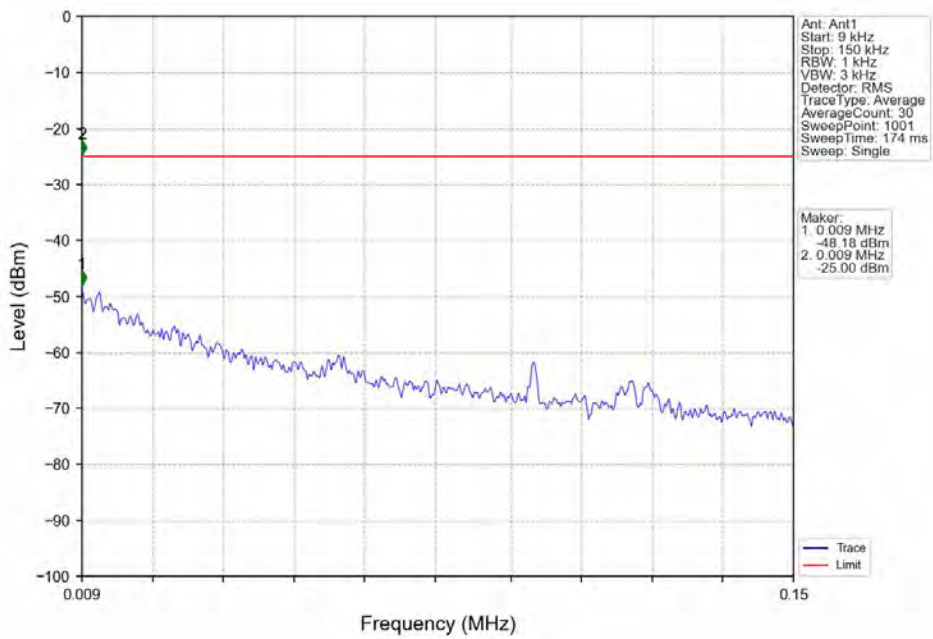
Band7 10MHz QPSK HCH 2565MHz RB 50 0 NTNV



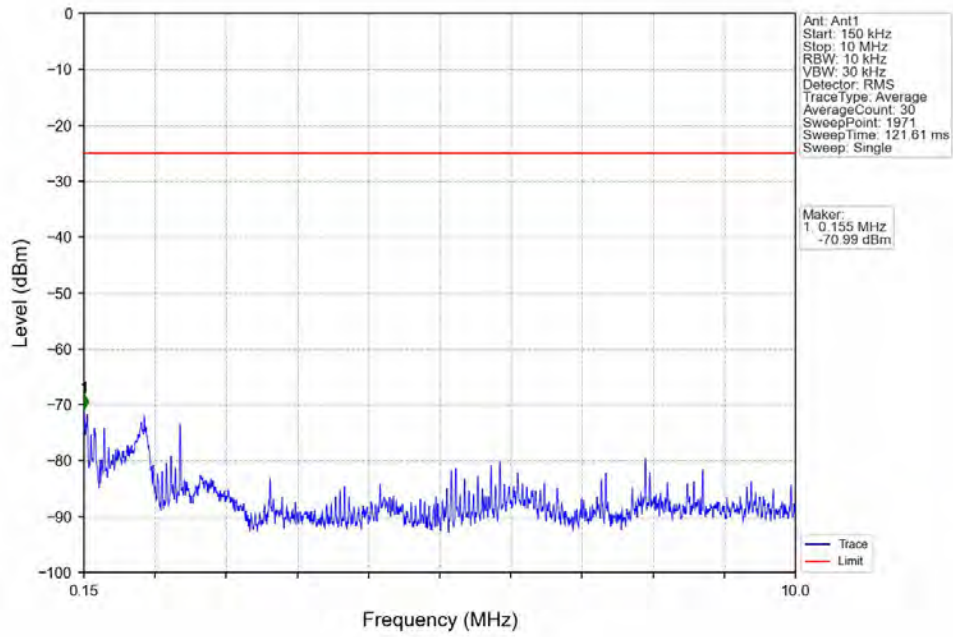
Band7 10MHz 16QAM LCH 2505MHz RB 1 0 NTN



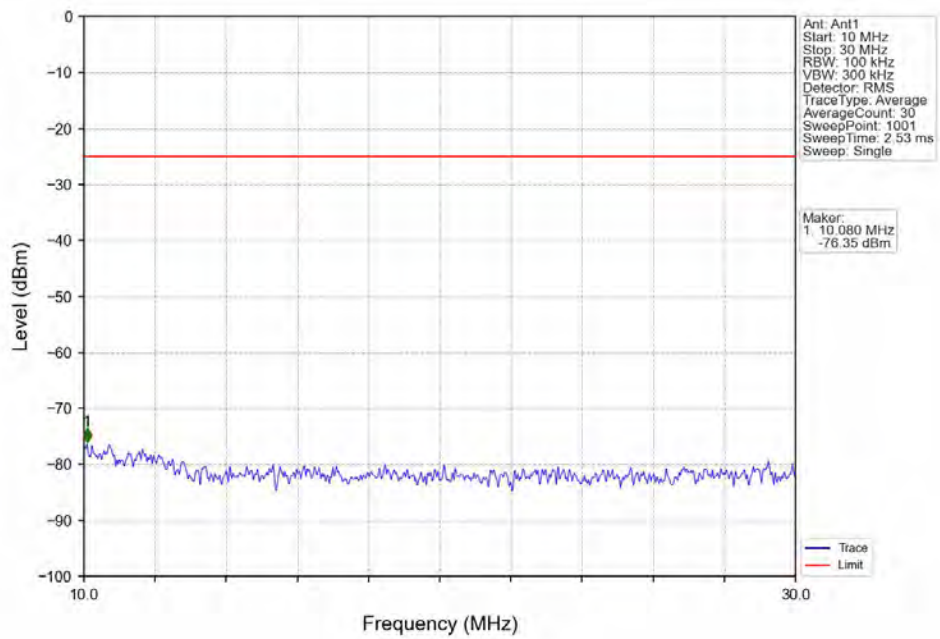
Band7 10MHz 16QAM LCH 2505MHz RB 1 0 NTN



Band7\_10MHz\_16QAM\_LCH\_2505MHz\_RB\_1\_0\_NTNV

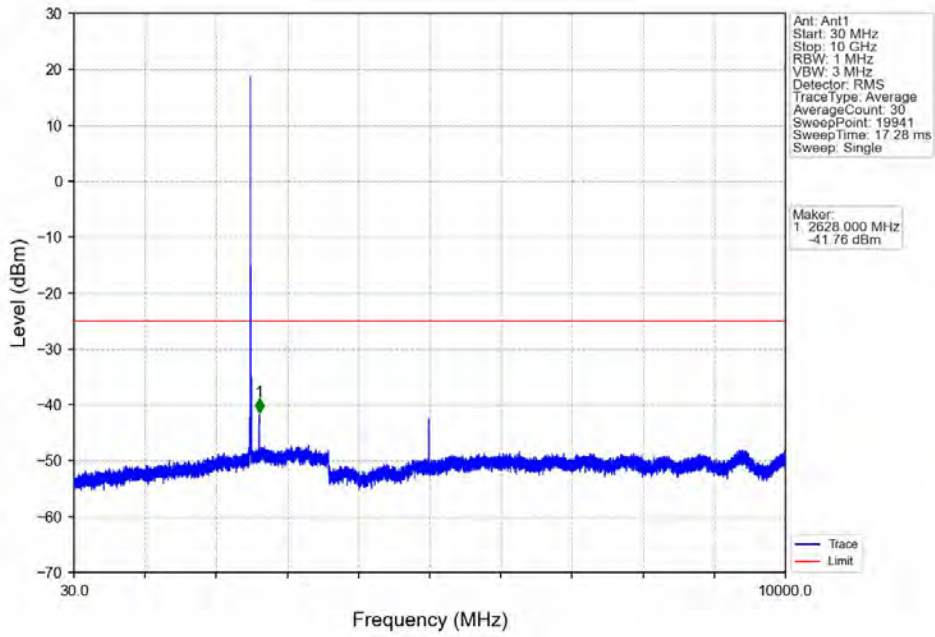


Band7\_10MHz\_16QAM\_LCH\_2505MHz\_RB\_1\_0\_NTNV

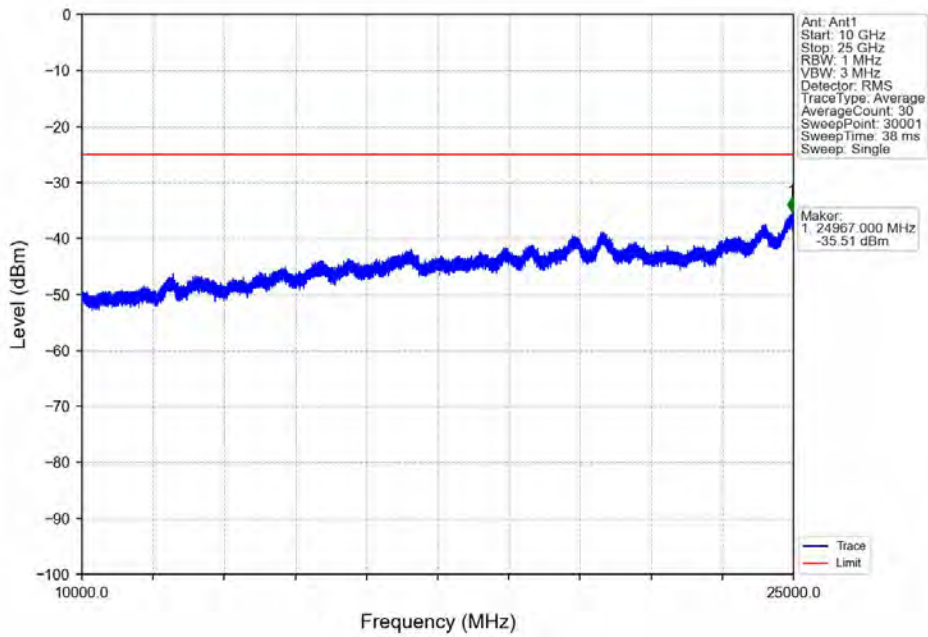




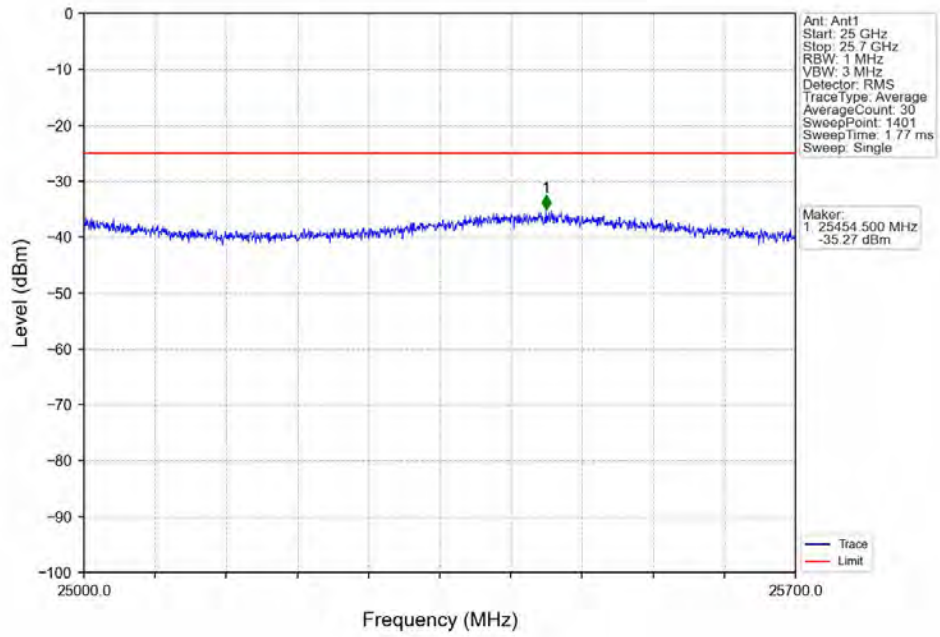
Band7 10MHz 16QAM LCH 2505MHz RB 1 0 NTN



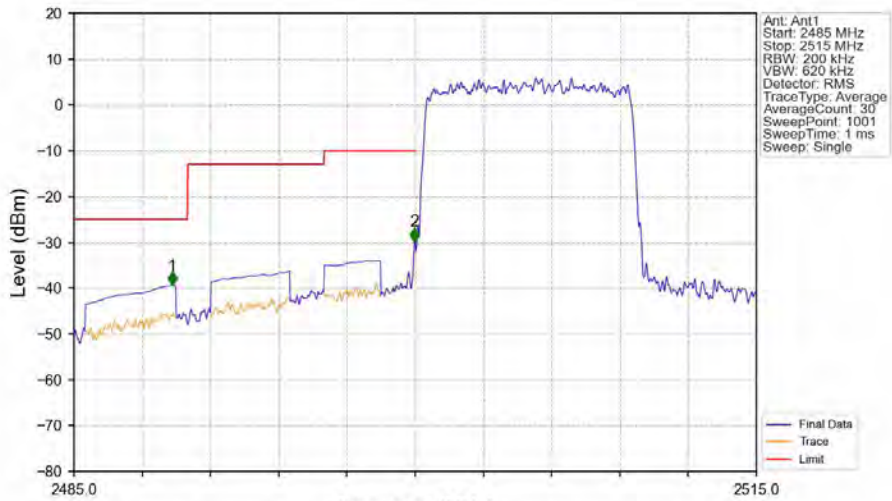
Band7 10MHz 16QAM LCH 2505MHz RB 1 0 NTN



Band7 10MHz 16QAM LCH 2505MHz RB 1 0 NTV

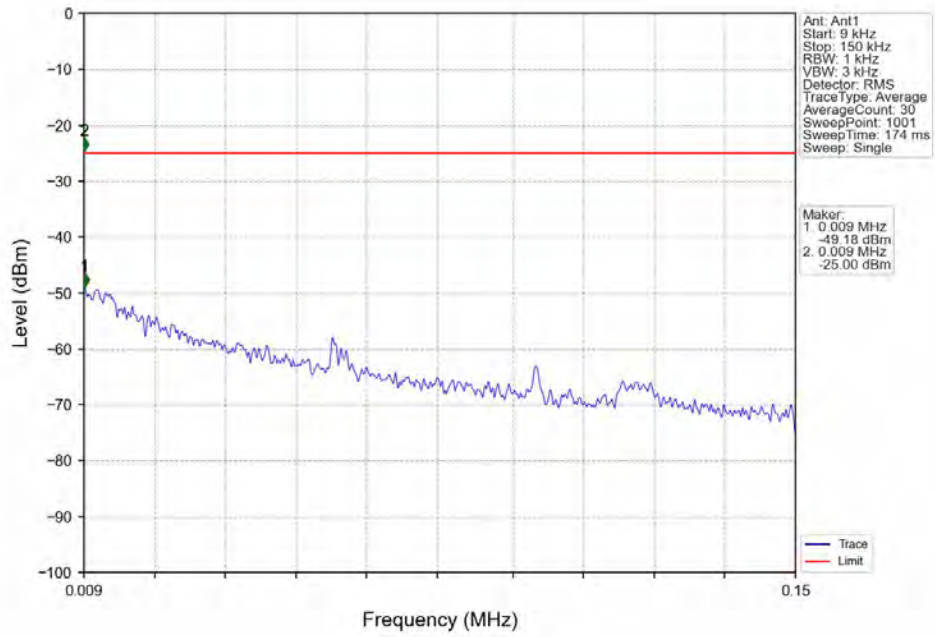


Band7 10MHz 16QAM LCH 2505MHz RB 50 0 NTV

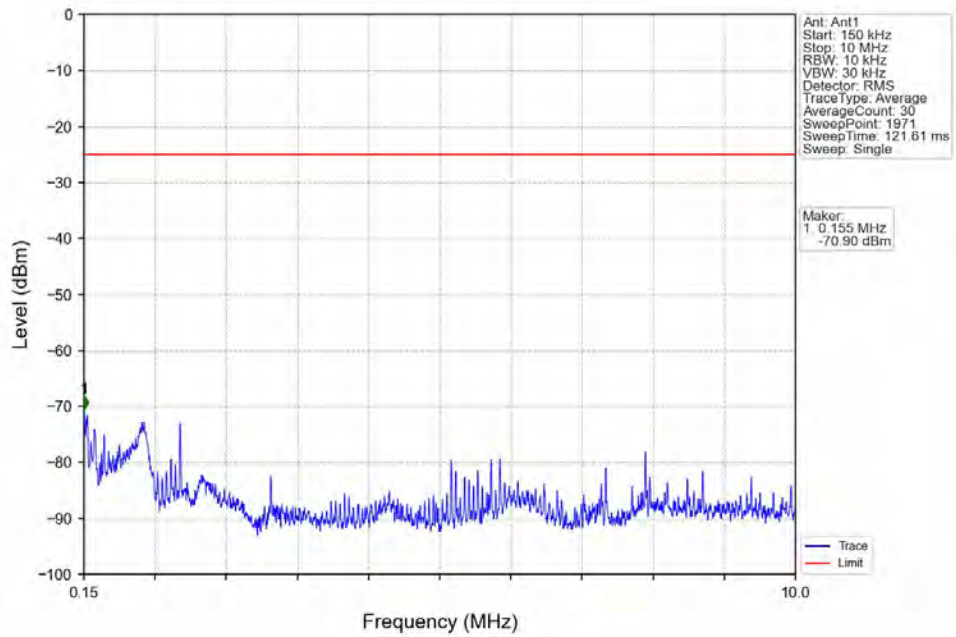


Start (MHz)	Stop (MHz)	RBW (MHz)	Method	Marker No.	Freq (MHz)	Level (dBm)	Limit (dBm)	Result
2485	2499	1	CHP	1	2489.320	-39.46	-25	Pass
2499	2500	0.2	/	2	2499.970	-29.85	-10	Pass
2500	2515	0.2	/	/	/	/	/	/

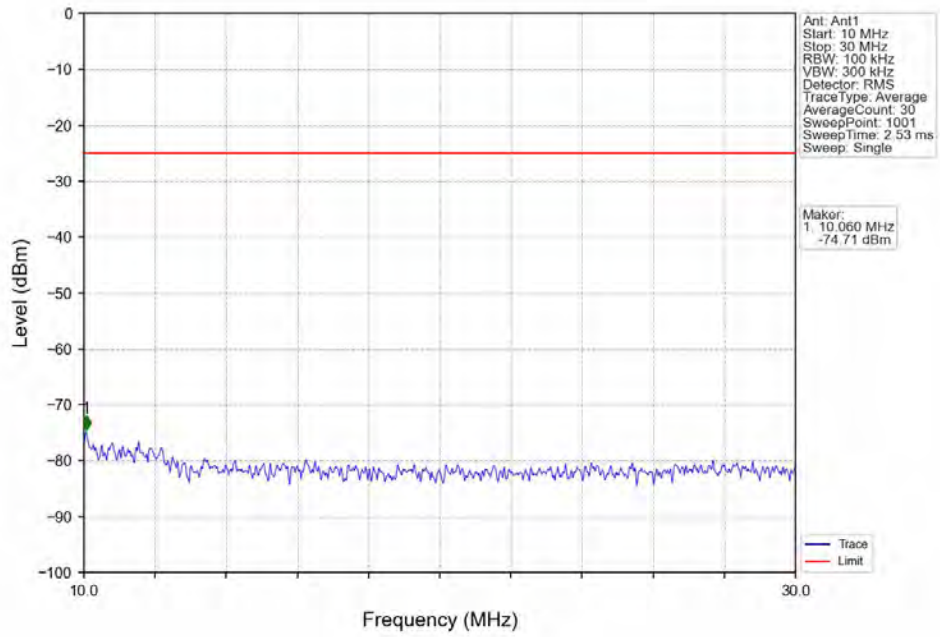
Band7\_10MHz\_16QAM\_MCH\_2535MHz\_RB\_1\_0\_NTNV



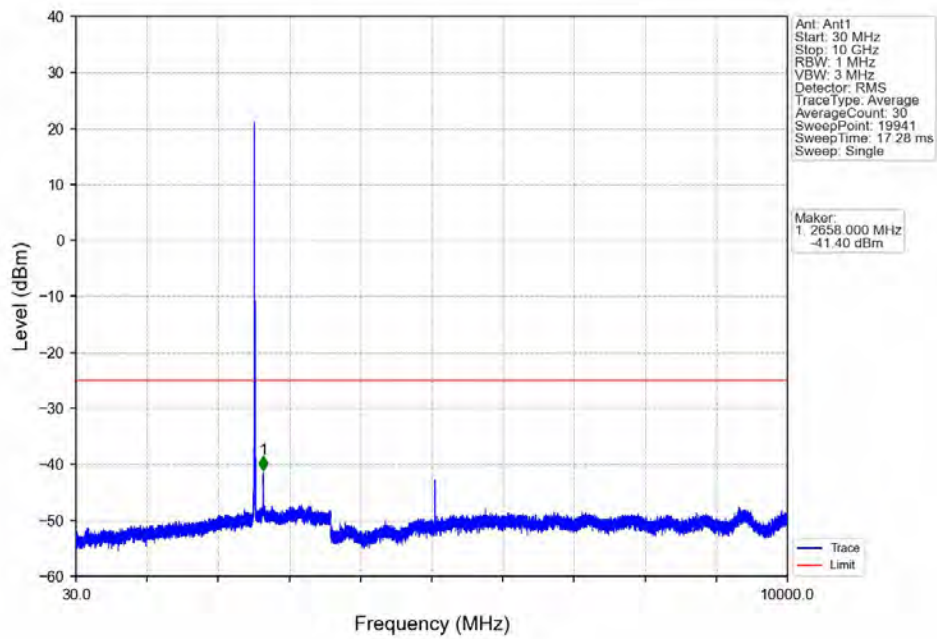
Band7\_10MHz\_16QAM\_MCH\_2535MHz\_RB\_1\_0\_NTNV



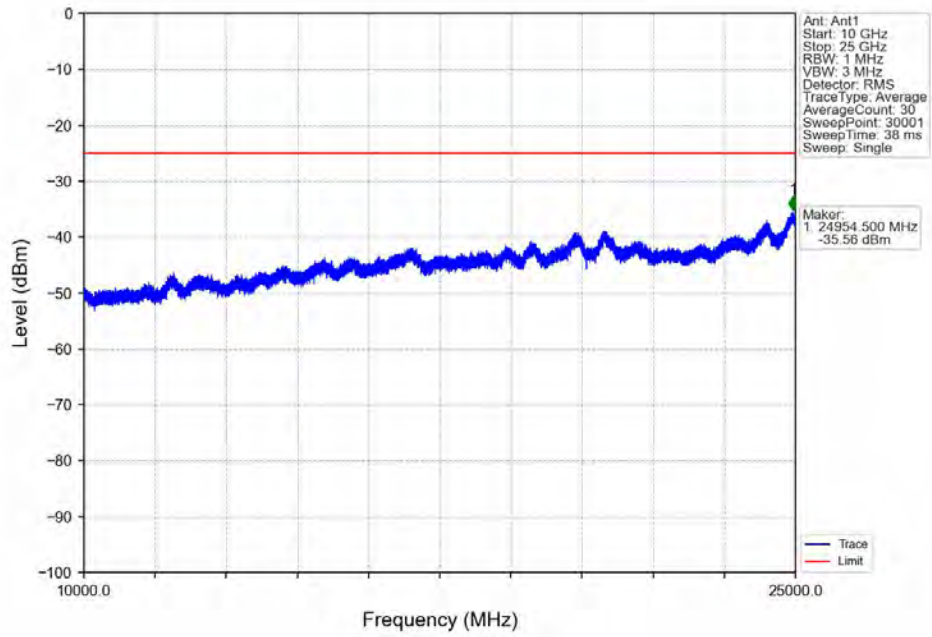
Band7 10MHz 16QAM MCH 2535MHz RB 1\_0\_NTNV



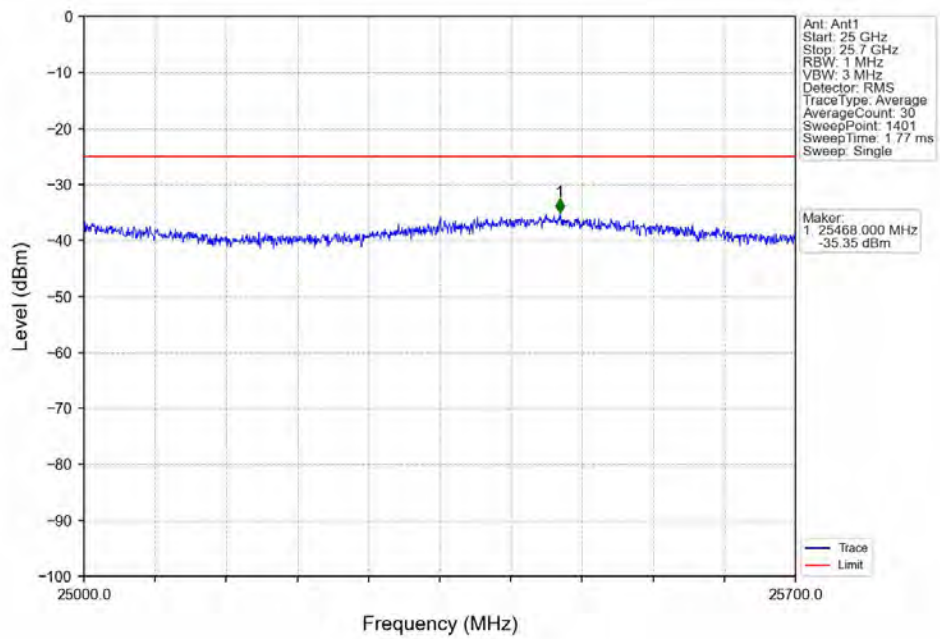
Band7 10MHz 16QAM MCH 2535MHz RB 1\_0\_NTNV



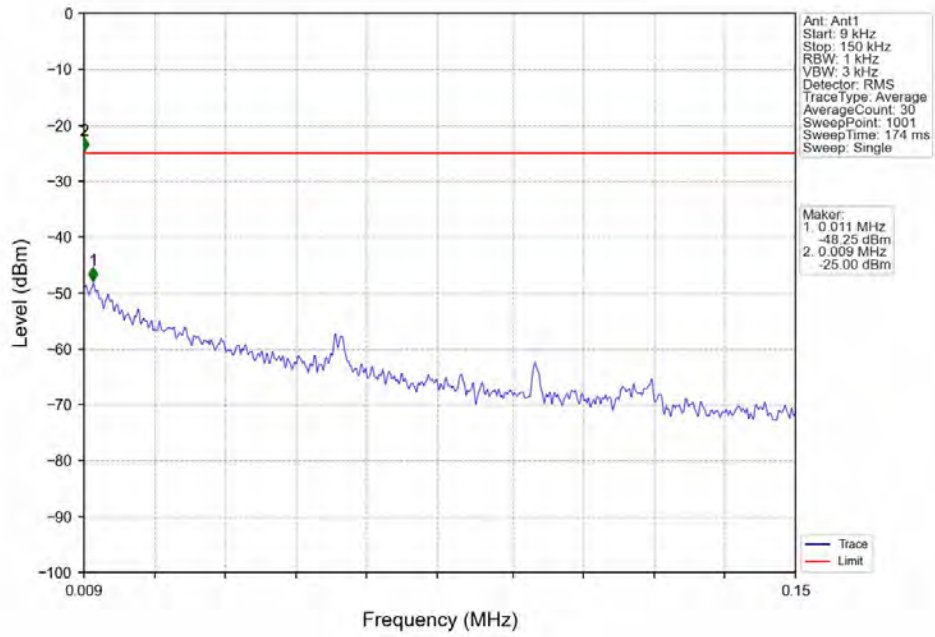
Band7\_10MHz\_16QAM\_MCH\_2535MHz\_RB\_1\_0\_NTNV



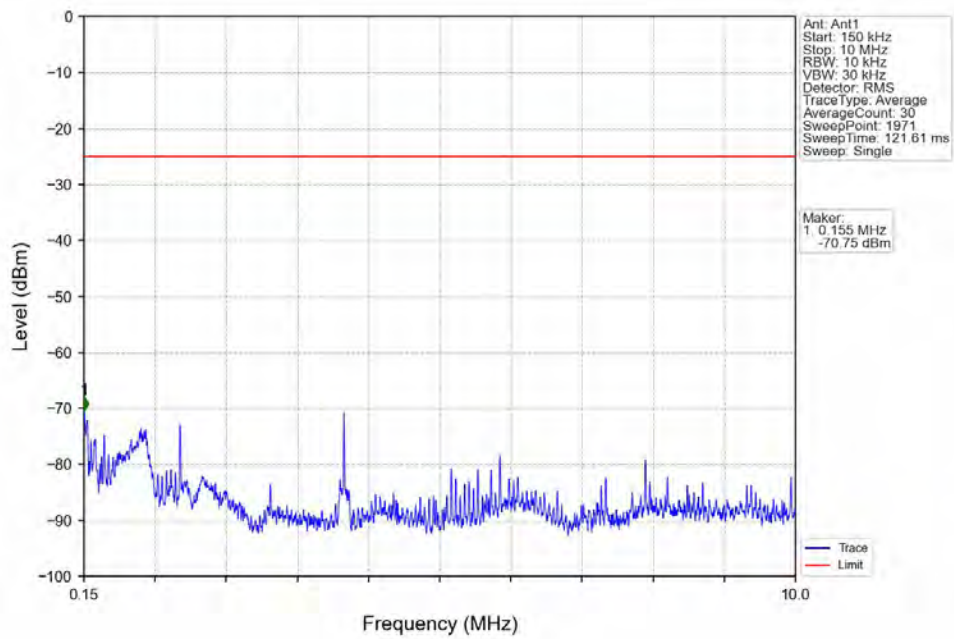
Band7\_10MHz\_16QAM\_MCH\_2535MHz\_RB\_1\_0\_NTNV



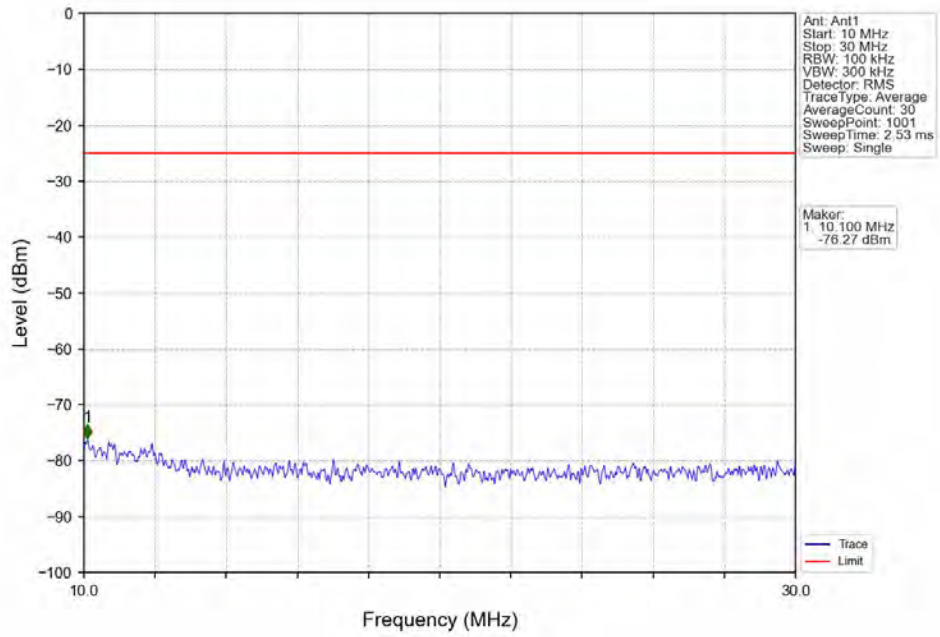
Band7 10MHz 16QAM HCH 2565MHz RB 1\_0 NTN



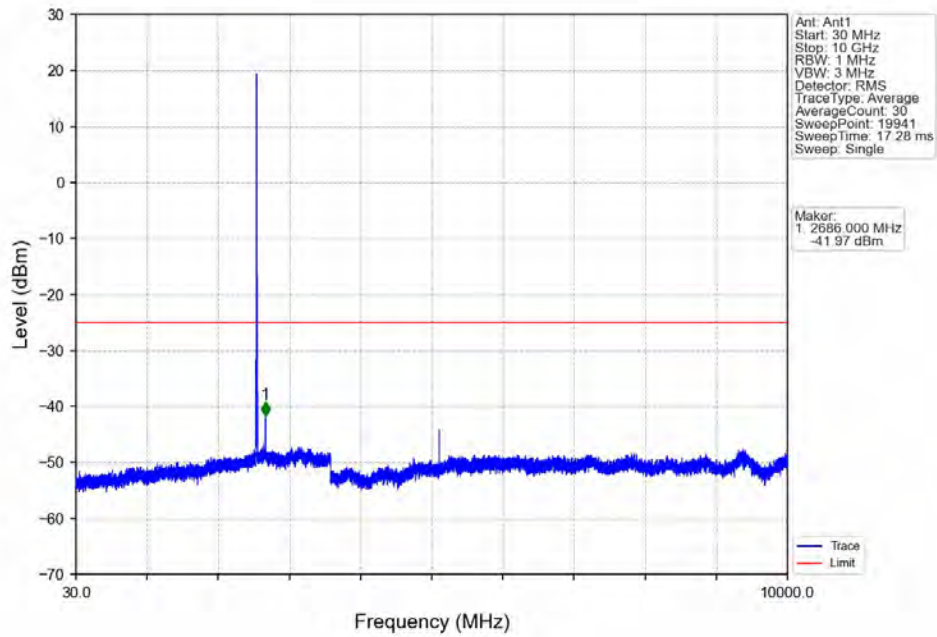
Band7 10MHz 16QAM HCH 2565MHz RB 1\_0 NTN



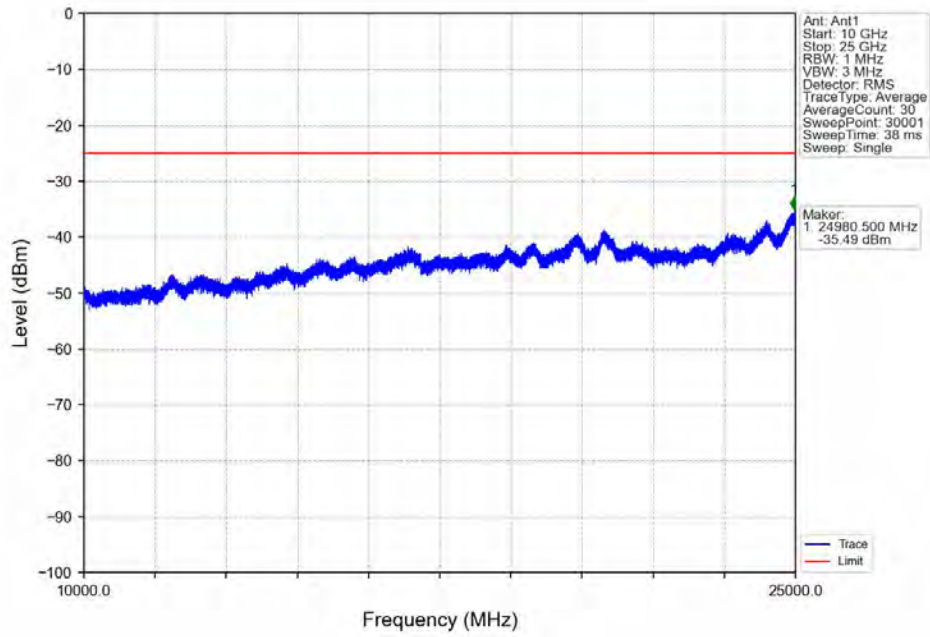
Band7 10MHz 16QAM HCH 2565MHz RB 1\_0 NTN



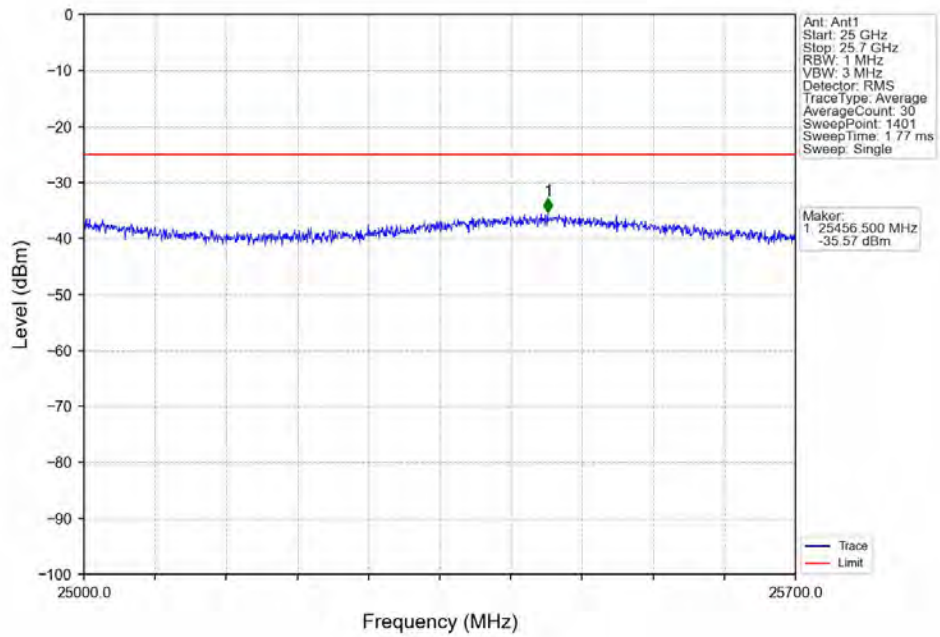
Band7 10MHz 16QAM HCH 2565MHz RB 1\_0 NTN



Band7 10MHz 16QAM HCH 2565MHz RB 1\_0 NTN

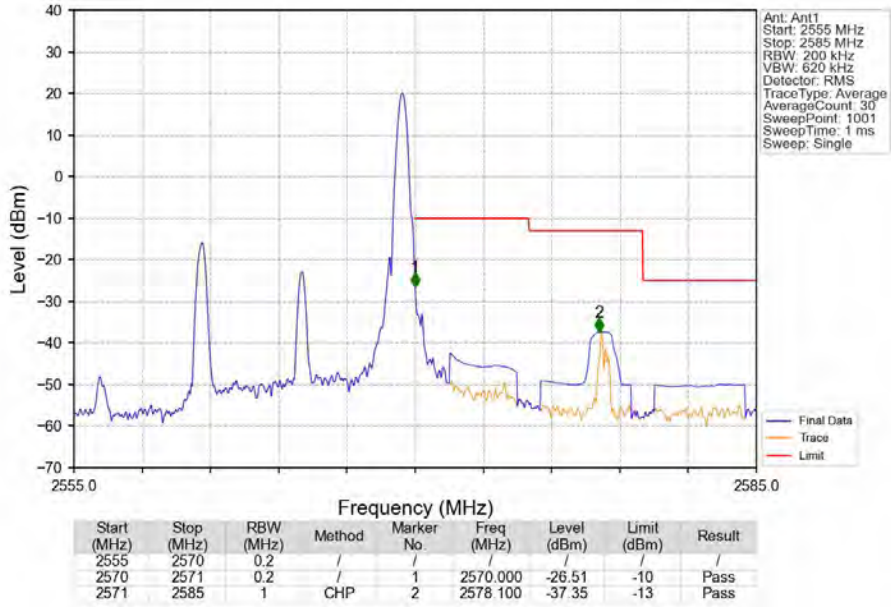


Band7 10MHz 16QAM HCH 2565MHz RB 1\_0 NTN

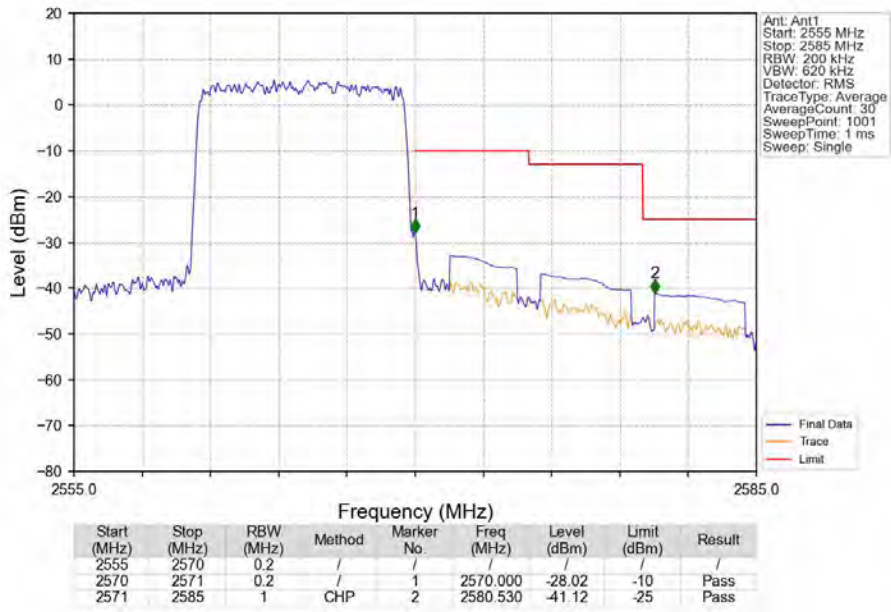




Band7\_10MHz\_16QAM\_HCH\_2565MHz\_RB\_1\_49\_NTV



Band7\_10MHz\_16QAM\_HCH\_2565MHz\_RB\_50\_0\_NTV

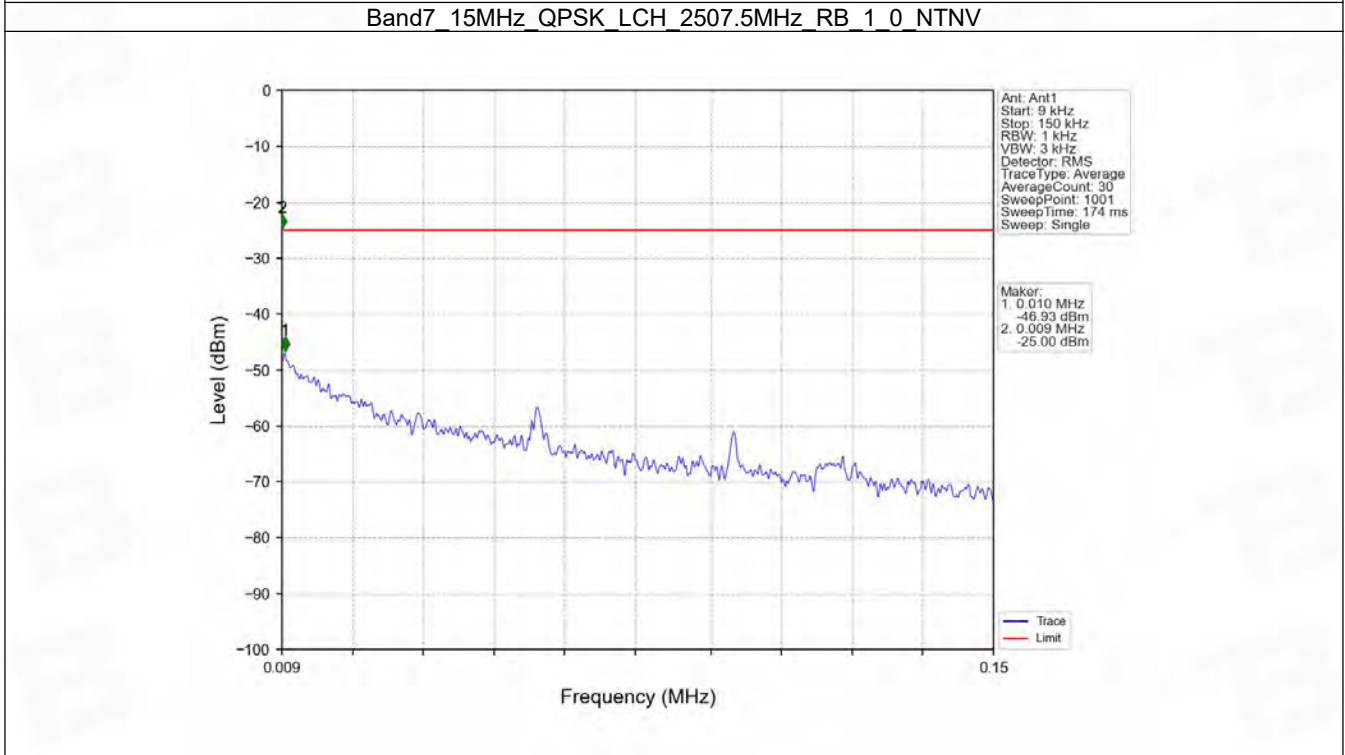
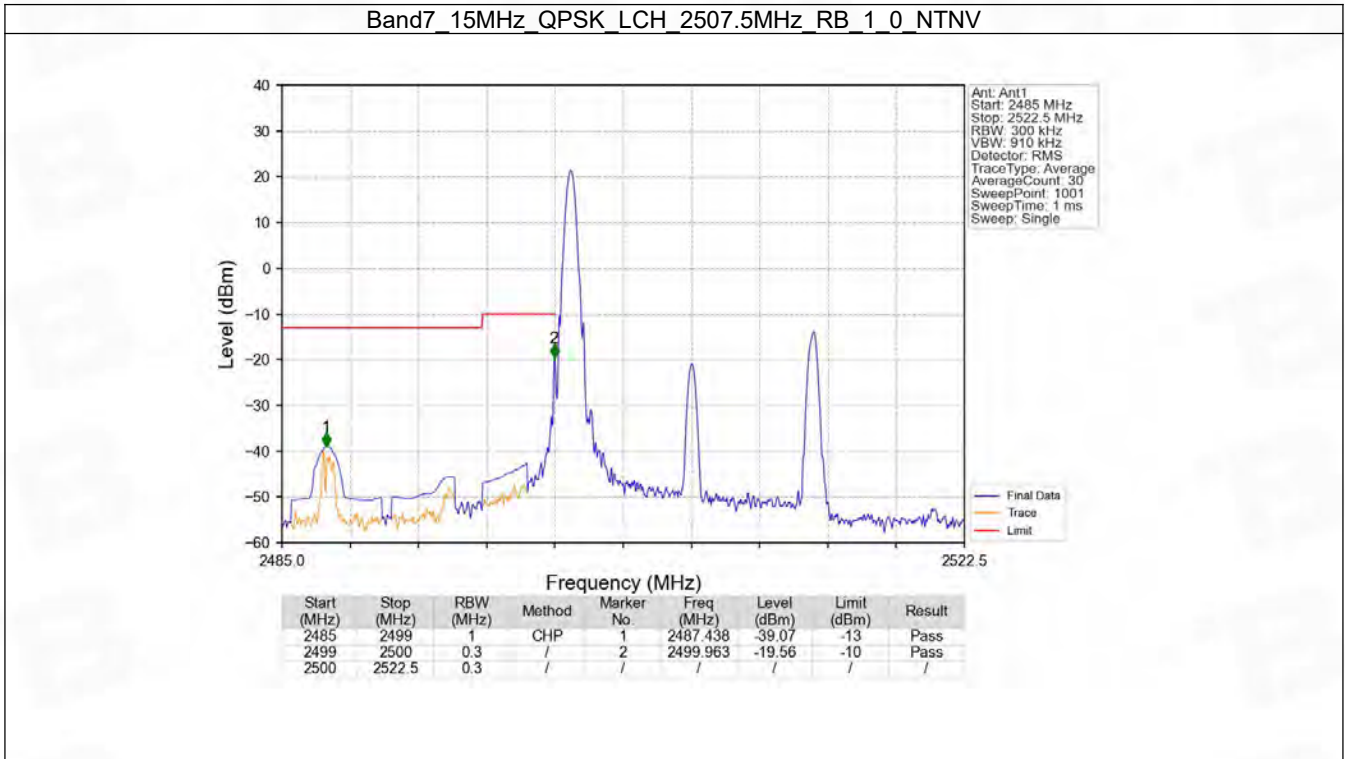


## 6.3 B7\_15MHz

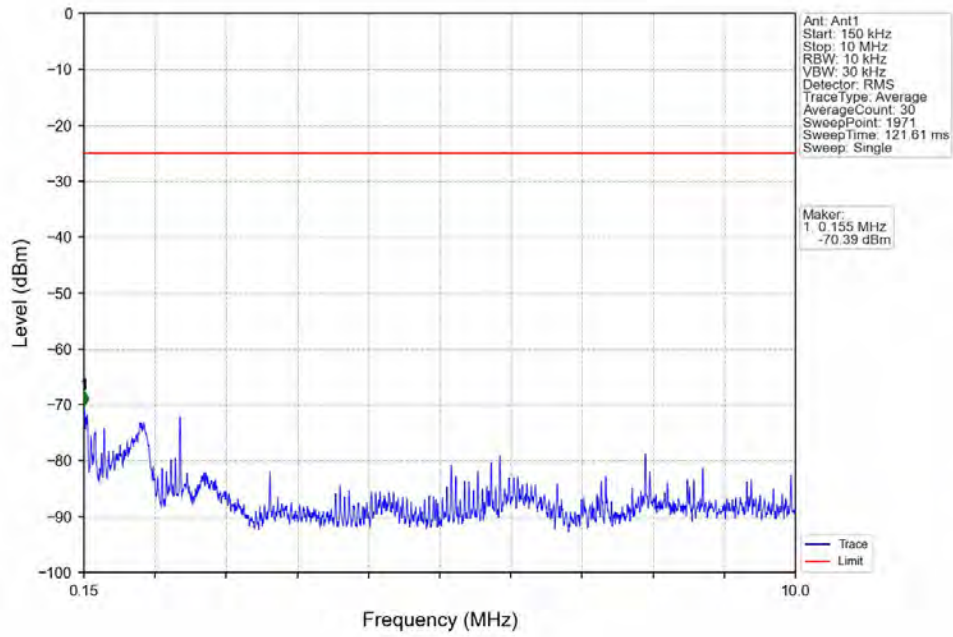
### 6.3.1 Test Result

Band: 7 / Bandwidth: 15MHz / NTV						
Modulation	Frequency (MHz)	RB Allocation		Spurious Emission		Verdict
		Size	Offset	Result	Limit	
QPSK	2507.5	1	0	Refer To Test Graph		Pass
		75	0	Refer To Test Graph		Pass
	2535	1	0	Refer To Test Graph		Pass
	2562.5	1	0	Refer To Test Graph		Pass
			74	Refer To Test Graph		Pass
		75	0	Refer To Test Graph		Pass
16QAM	2507.5	1	0	Refer To Test Graph		Pass
		75	0	Refer To Test Graph		Pass
	2535	1	0	Refer To Test Graph		Pass
	2562.5	1	0	Refer To Test Graph		Pass
			74	Refer To Test Graph		Pass
		75	0	Refer To Test Graph		Pass

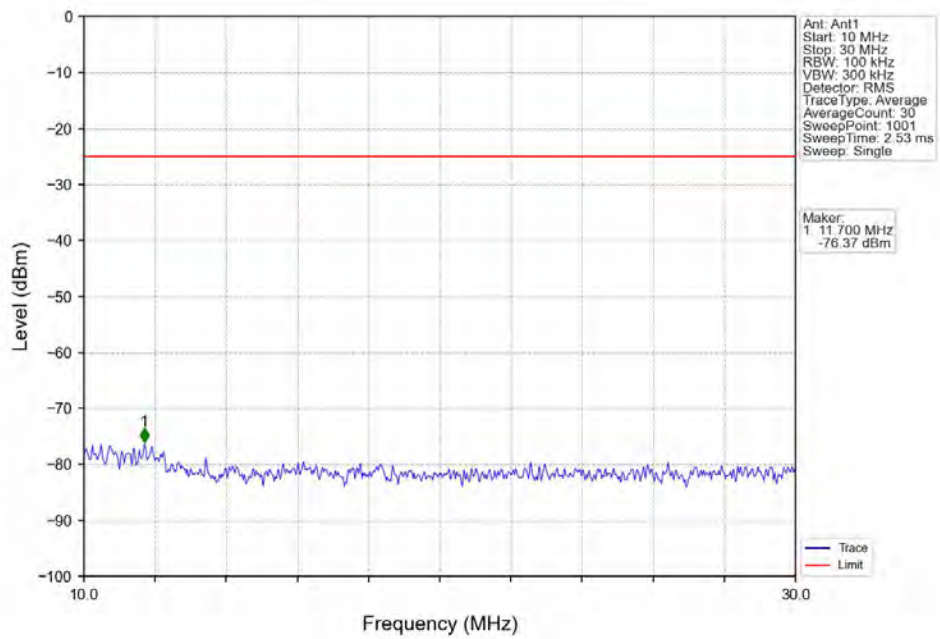
### 6.3.2 Test Graph



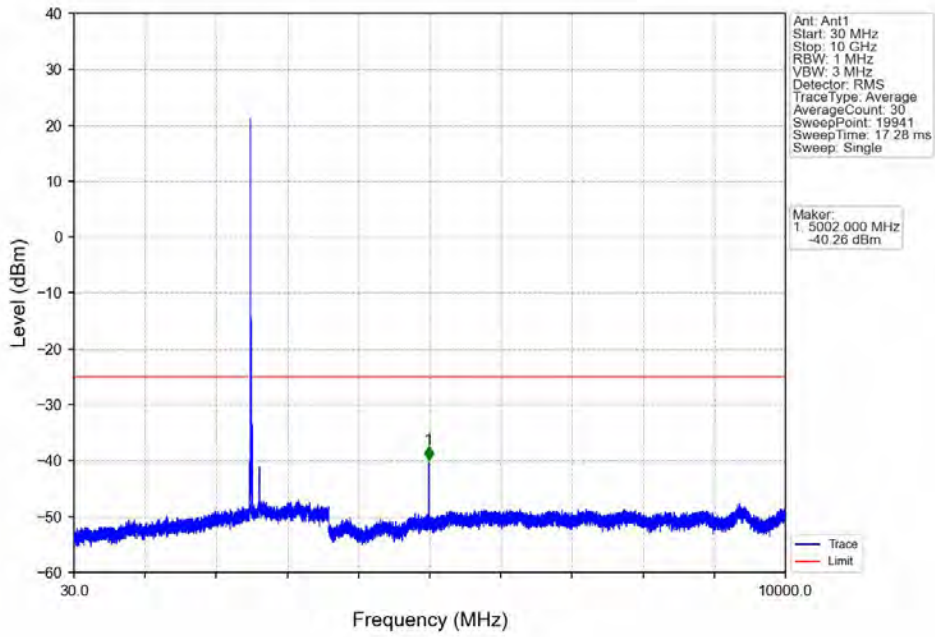
Band7 15MHz QPSK LCH 2507.5MHz RB 1\_0\_NTNV



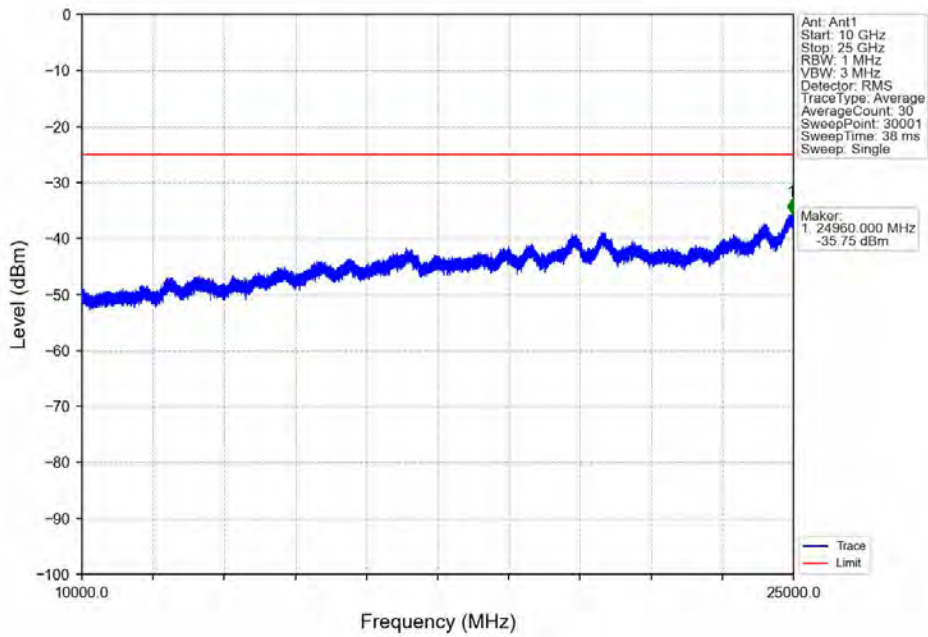
Band7 15MHz QPSK LCH 2507.5MHz RB 1\_0\_NTNV



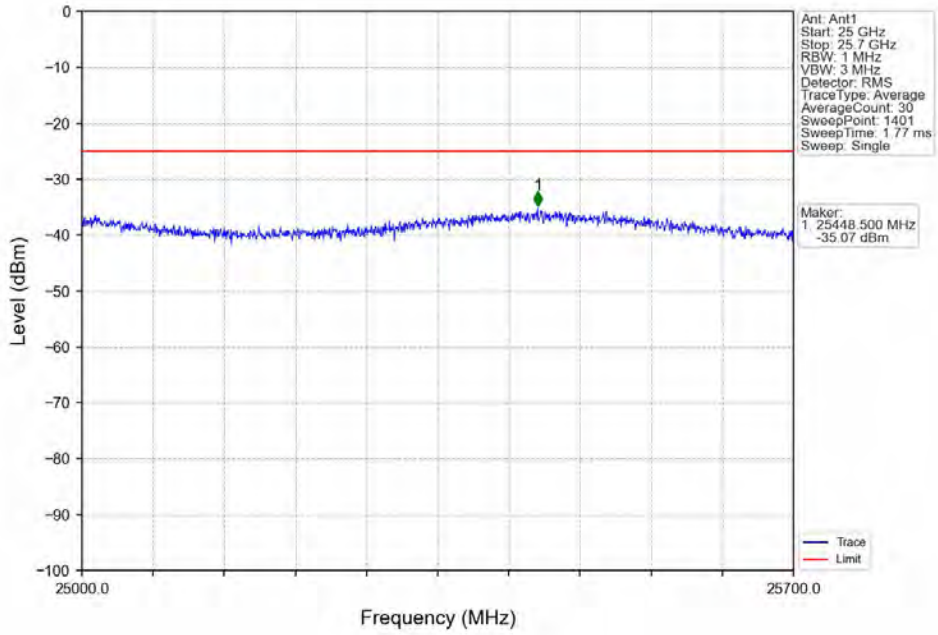
Band7 15MHz QPSK LCH 2507.5MHz RB 1\_0 NTN



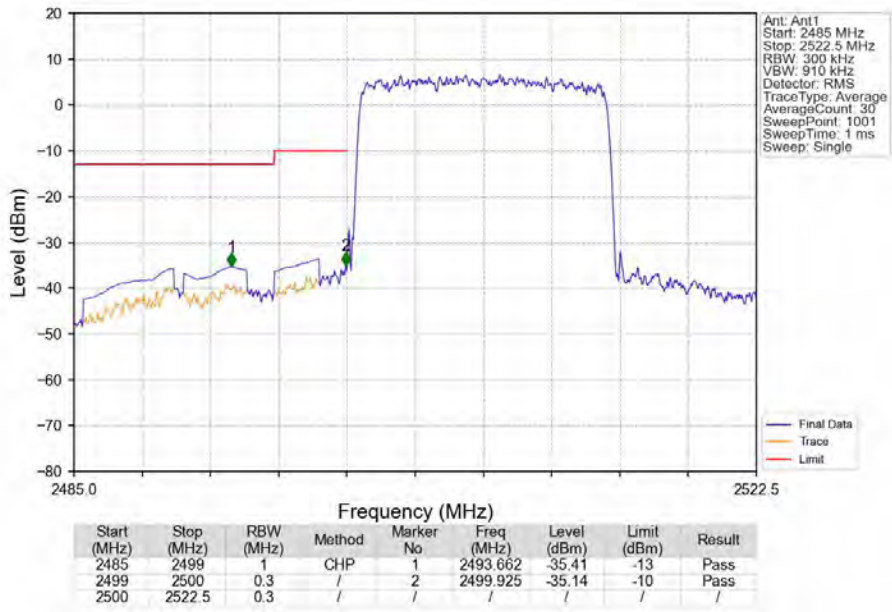
Band7 15MHz QPSK LCH 2507.5MHz RB 1\_0 NTN



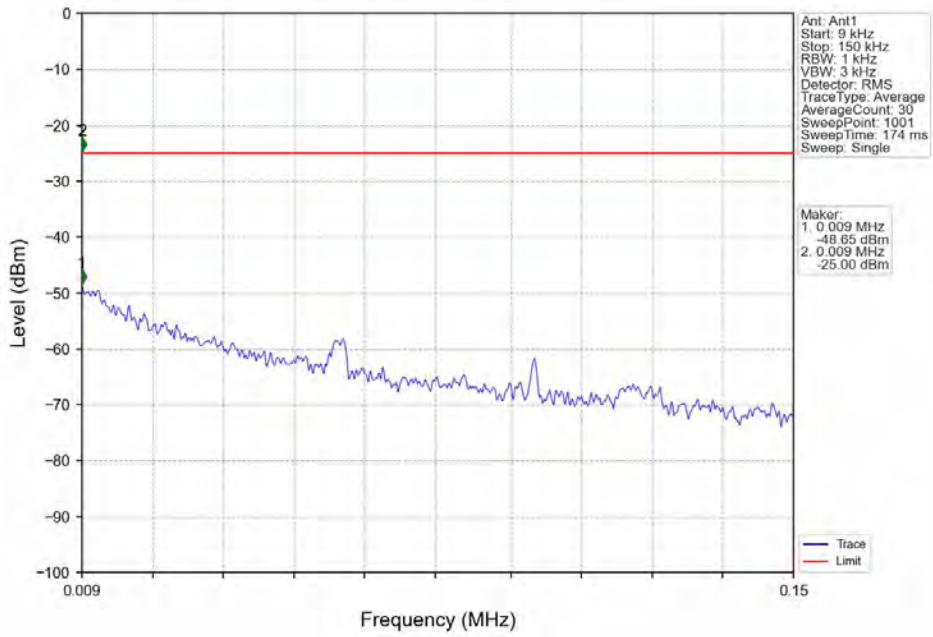
Band7 15MHz QPSK LCH 2507.5MHz RB 1 0 NTV



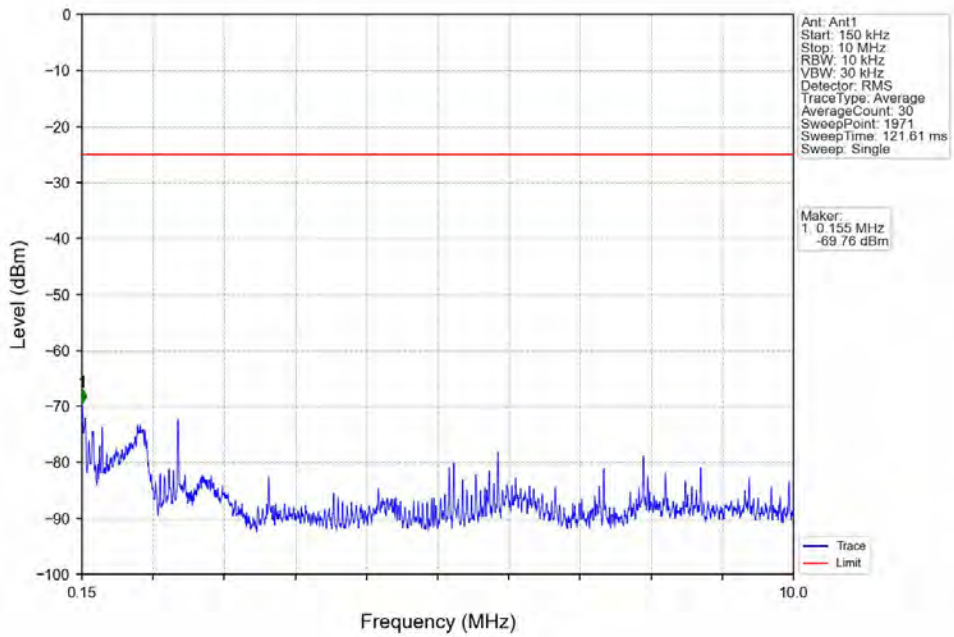
Band7 15MHz QPSK LCH 2507.5MHz RB 75 0 NTV



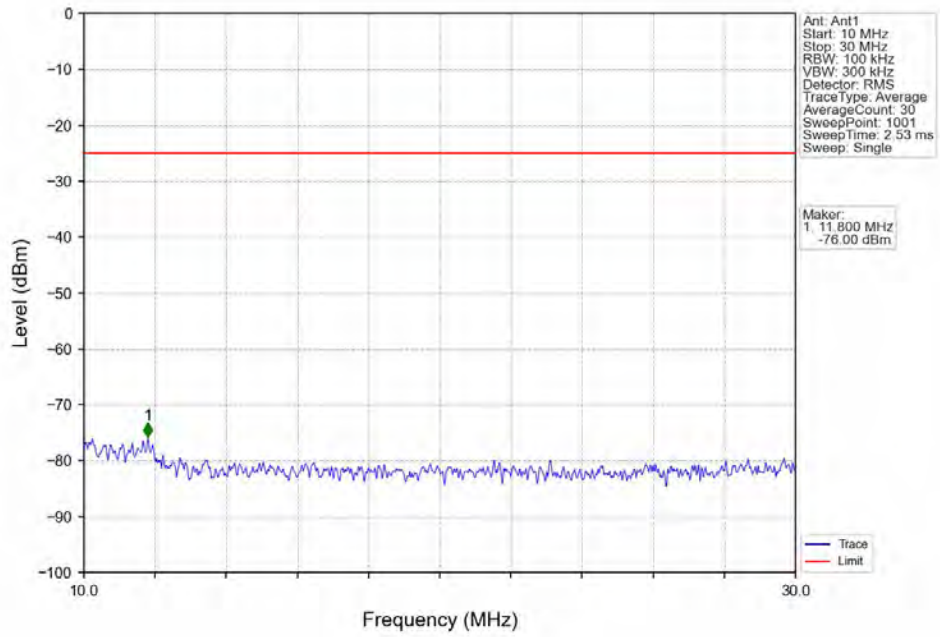
Band7\_15MHz\_QPSK\_MCH\_2535MHz\_RB\_1\_0\_NTNV



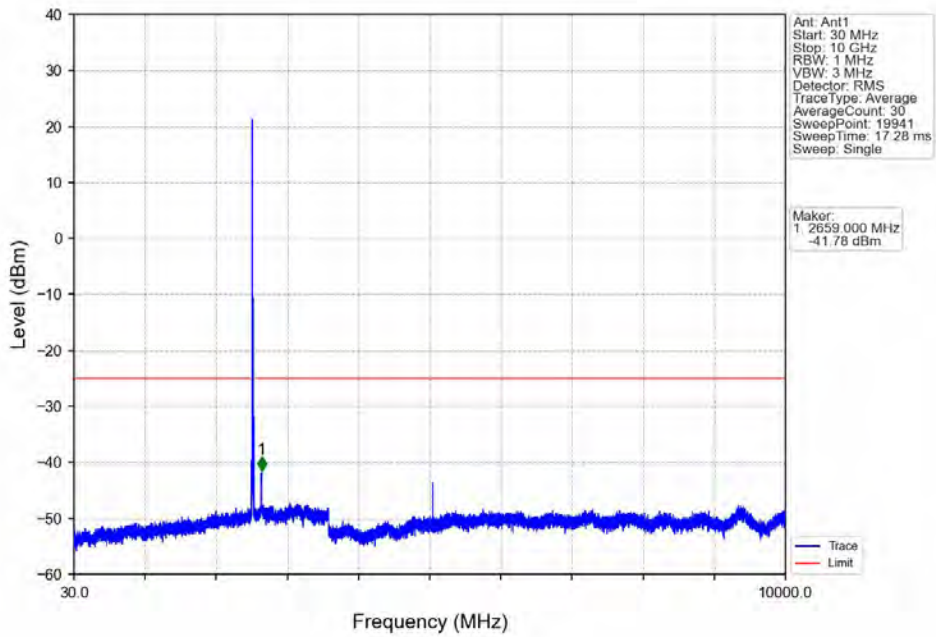
Band7\_15MHz\_QPSK\_MCH\_2535MHz\_RB\_1\_0\_NTNV



Band7\_15MHz\_QPSK\_MCH\_2535MHz\_RB\_1\_0\_NTNV

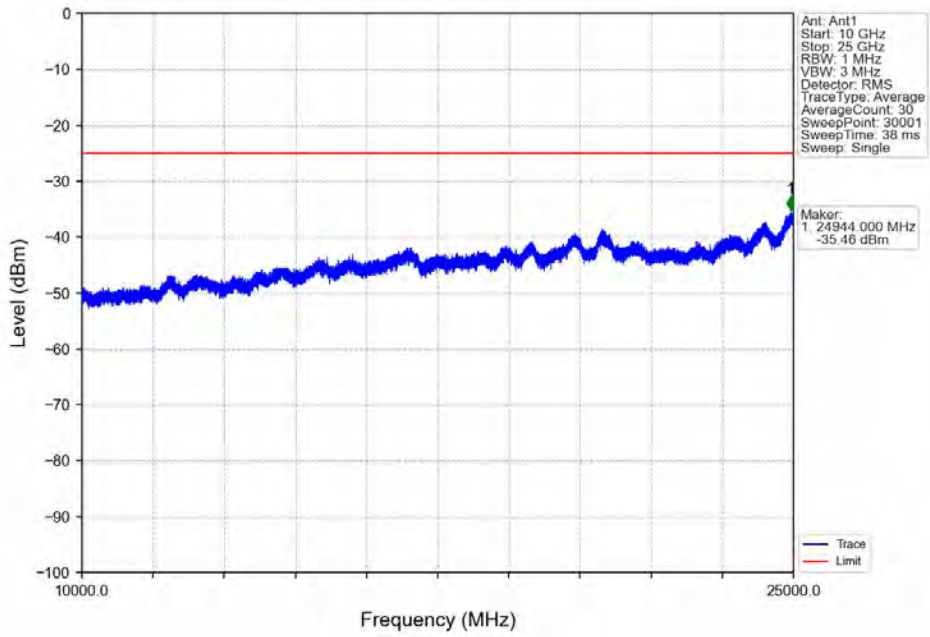


Band7\_15MHz\_QPSK\_MCH\_2535MHz\_RB\_1\_0\_NTNV

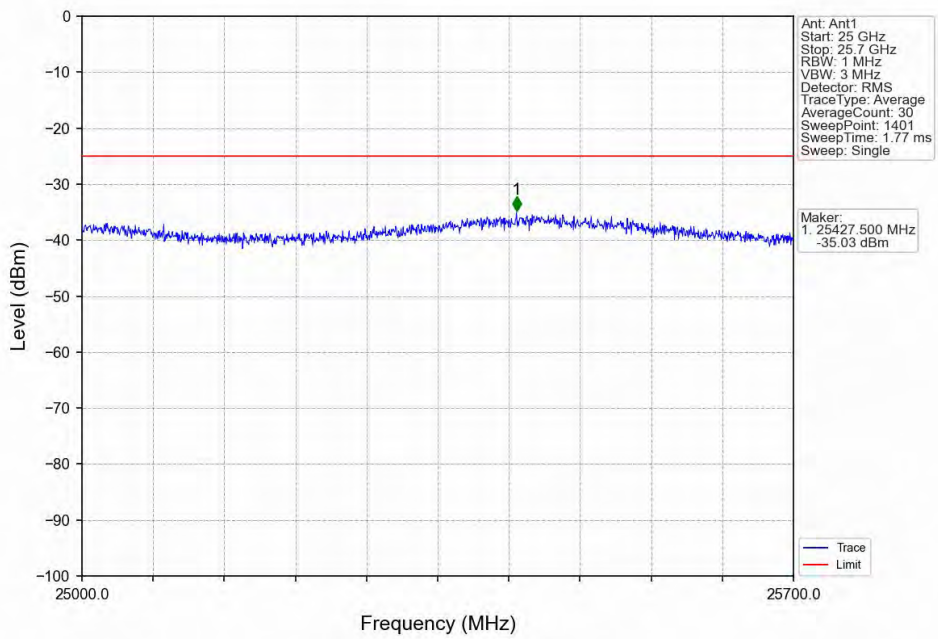




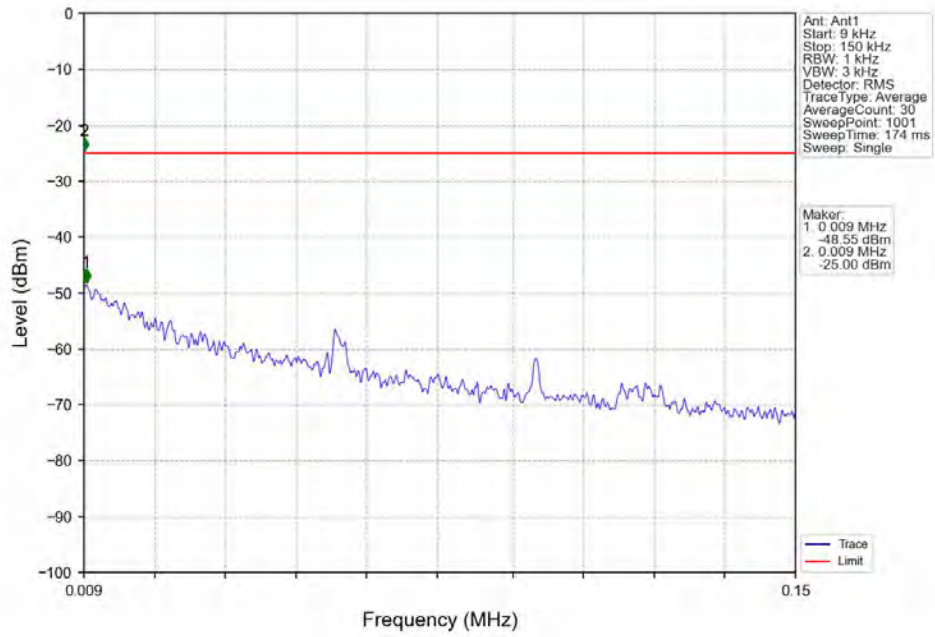
Band7\_15MHz\_QPSK\_MCH\_2535MHz\_RB\_1\_0\_NTNV



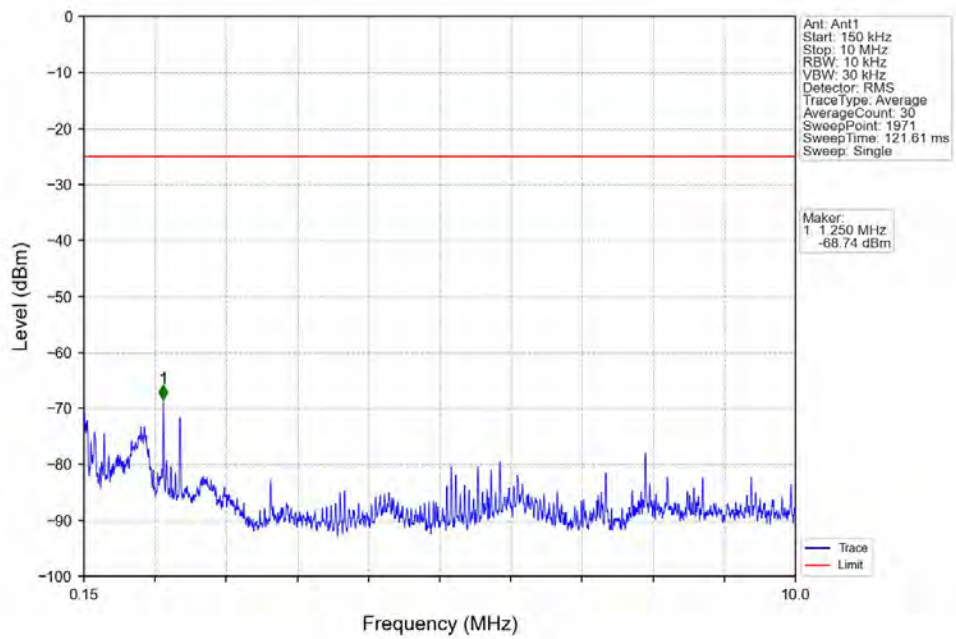
Band7\_15MHz\_QPSK\_MCH\_2535MHz\_RB\_1\_0\_NTNV



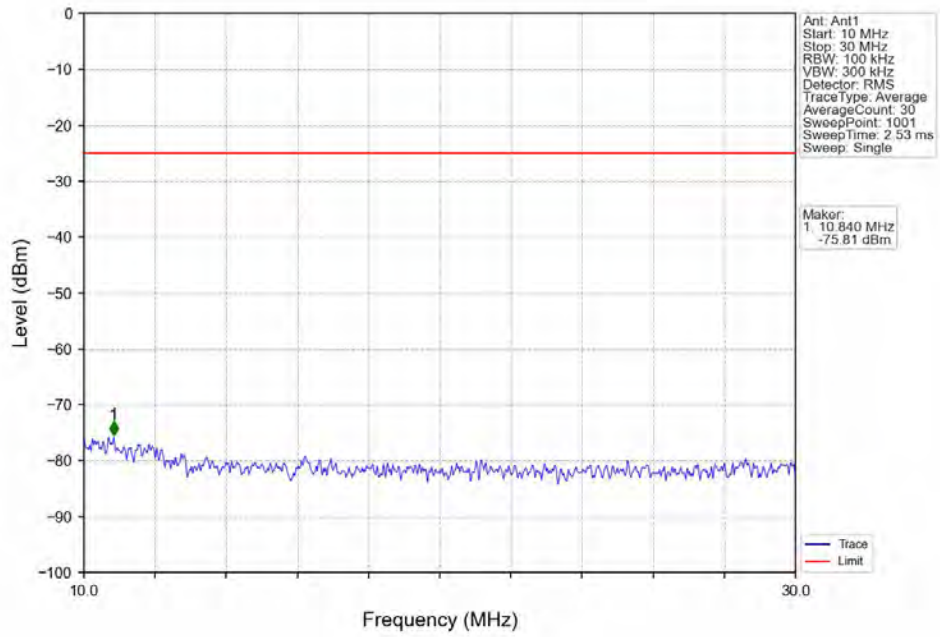
Band7\_15MHz\_QPSK\_HCH\_2562.5MHz\_RB\_1\_0\_NTNV



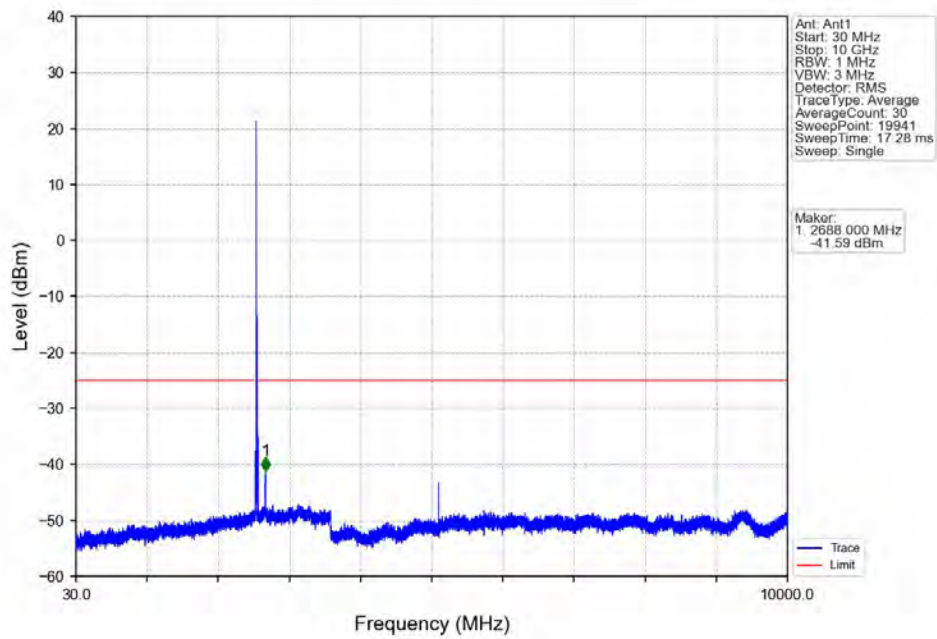
Band7\_15MHz\_QPSK\_HCH\_2562.5MHz\_RB\_1\_0\_NTNV



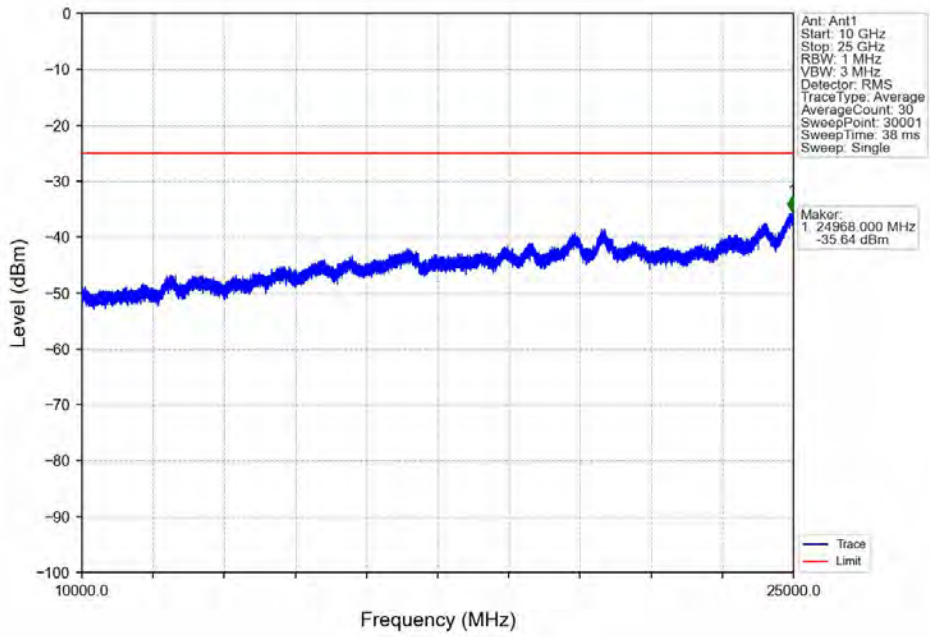
Band7\_15MHz\_QPSK\_HCH\_2562.5MHz\_RB\_1\_0\_NTNV



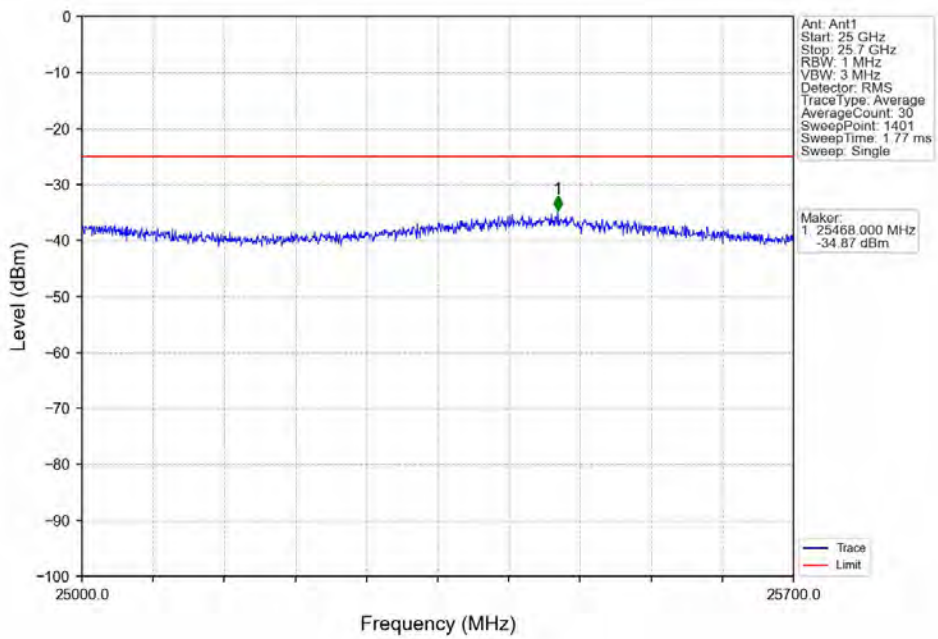
Band7\_15MHz\_QPSK\_HCH\_2562.5MHz\_RB\_1\_0\_NTNV



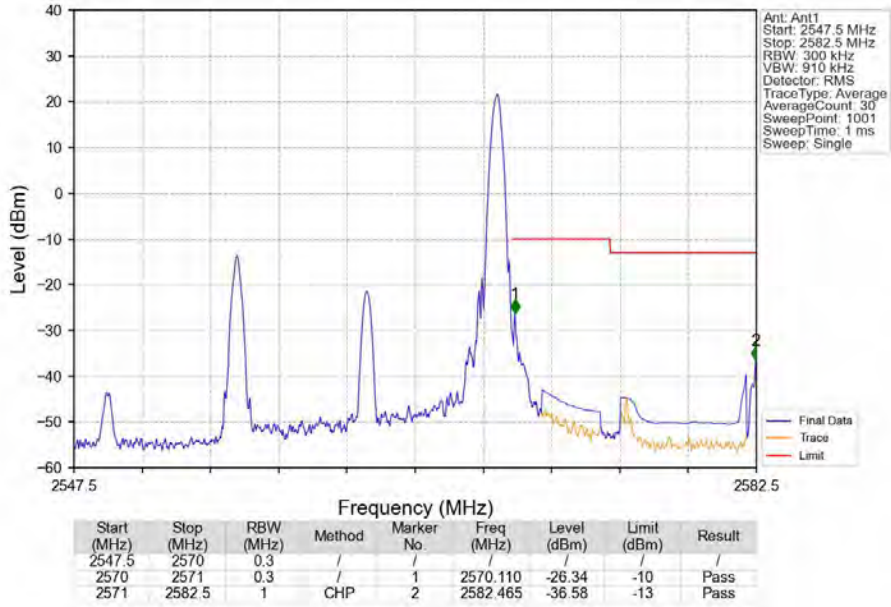
Band7\_15MHz\_QPSK\_HCH\_2562.5MHz\_RB\_1\_0\_NTNV



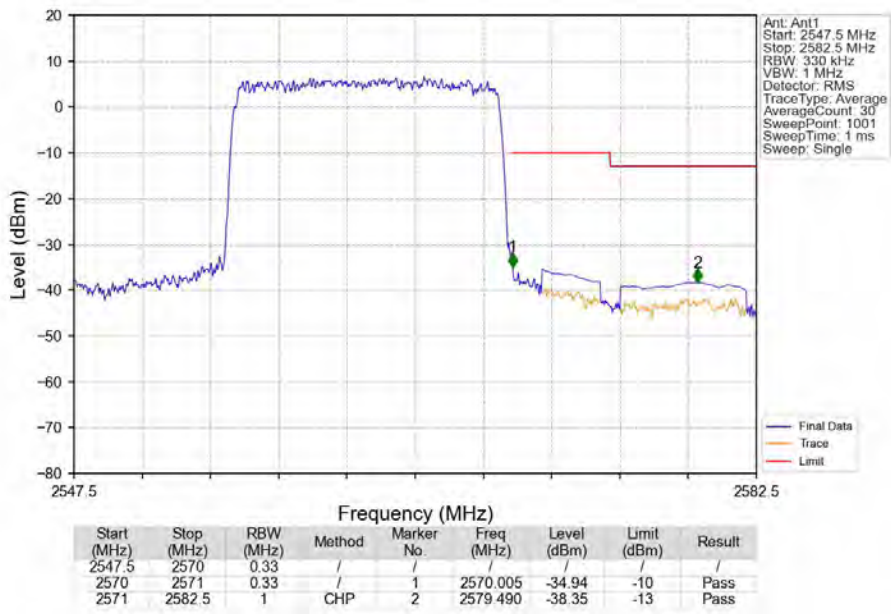
Band7\_15MHz\_QPSK\_HCH\_2562.5MHz\_RB\_1\_0\_NTNV



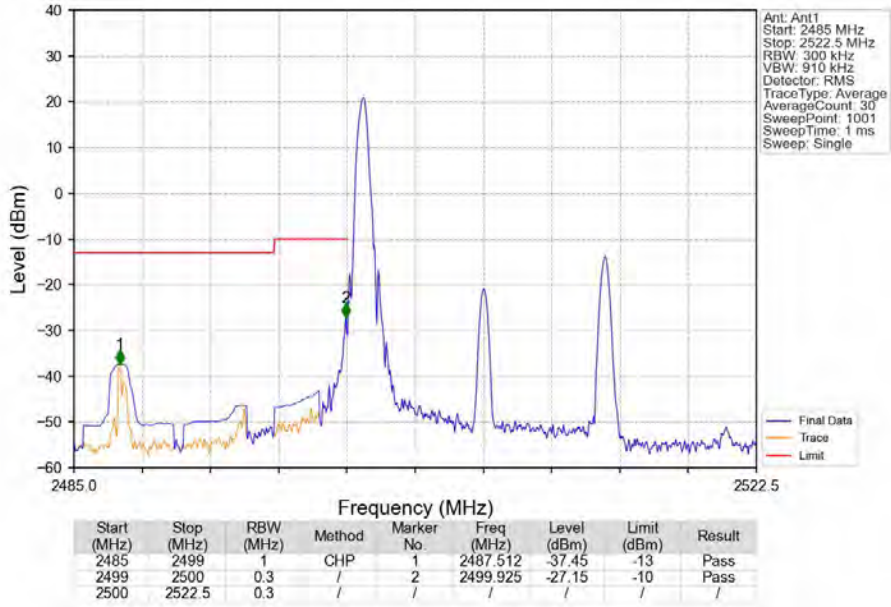
Band7\_15MHz\_QPSK\_HCH\_2562.5MHz\_RB\_1\_74\_NTNV



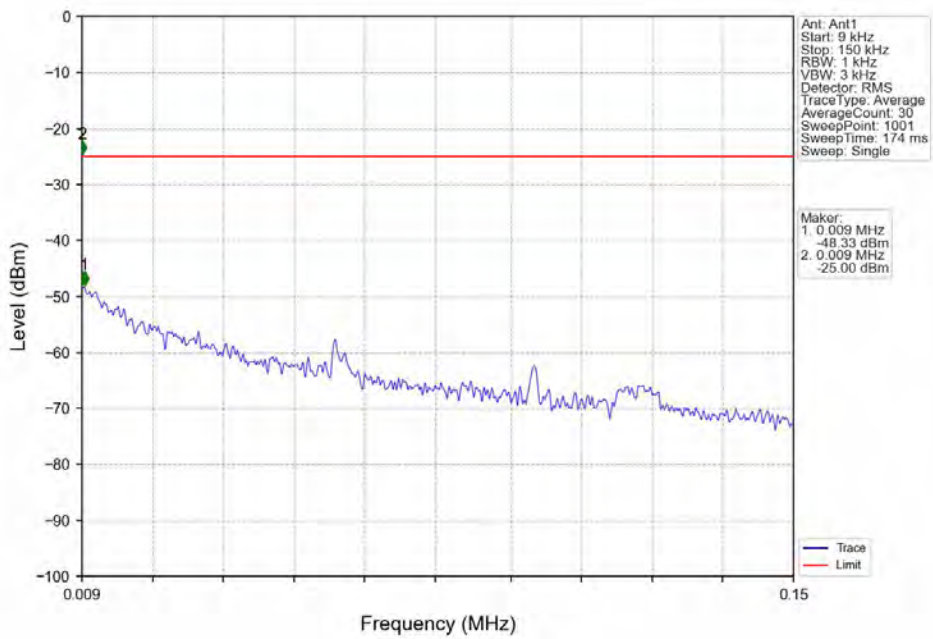
Band7\_15MHz\_QPSK\_HCH\_2562.5MHz\_RB\_75\_0\_NTNV



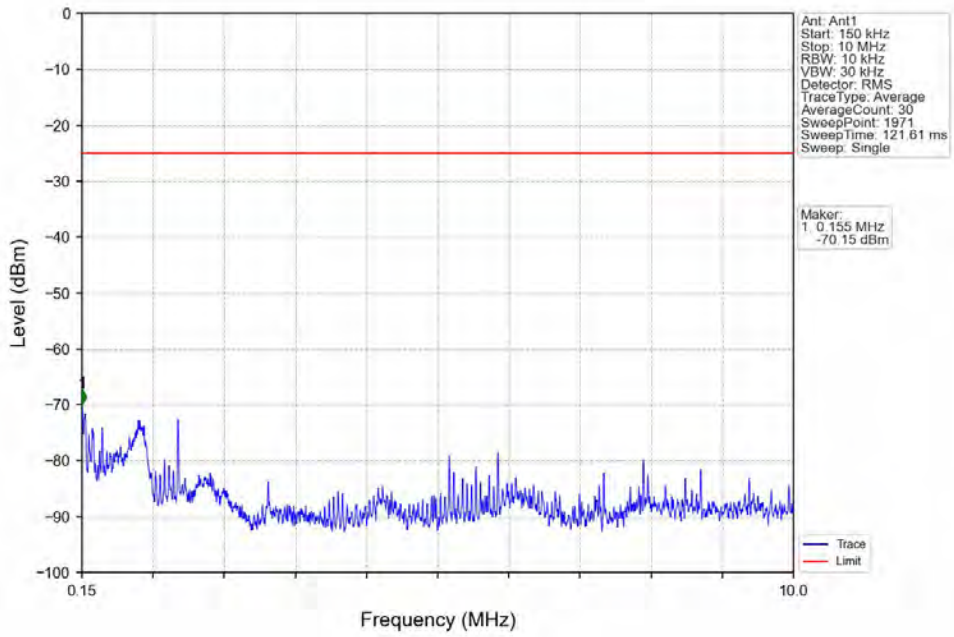
Band7\_15MHz\_16QAM\_LCH\_2507.5MHz\_RB\_1\_0\_NTNV



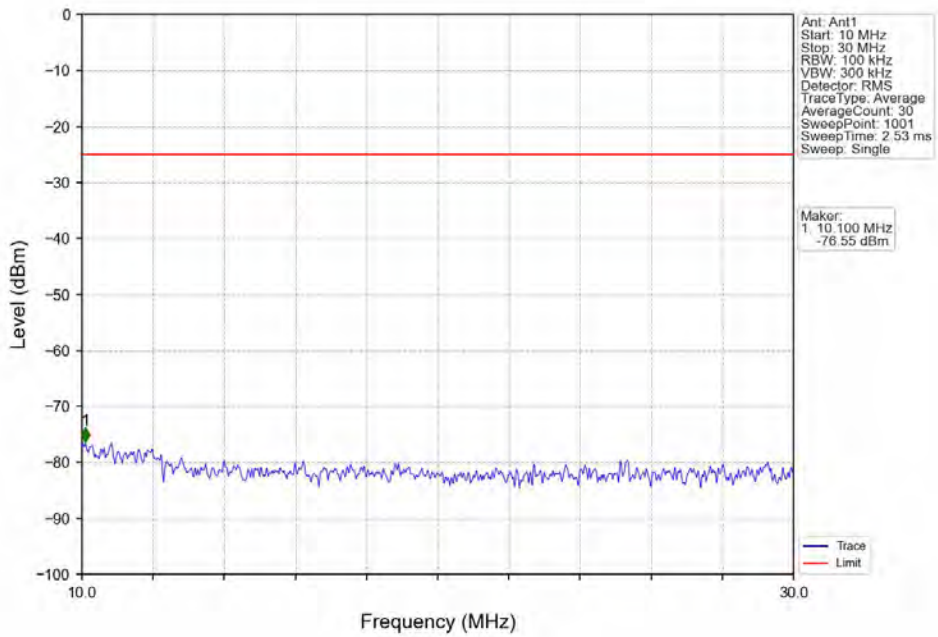
Band7\_15MHz\_16QAM\_LCH\_2507.5MHz\_RB\_1\_0\_NTNV



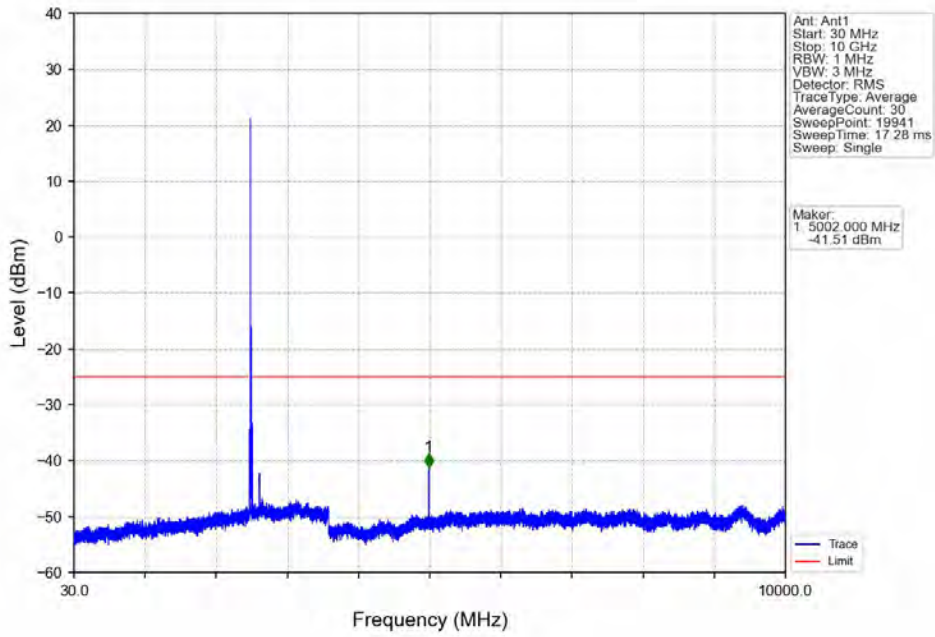
Band7\_15MHz\_16QAM\_LCH\_2507.5MHz\_RB\_1\_0\_NTNV



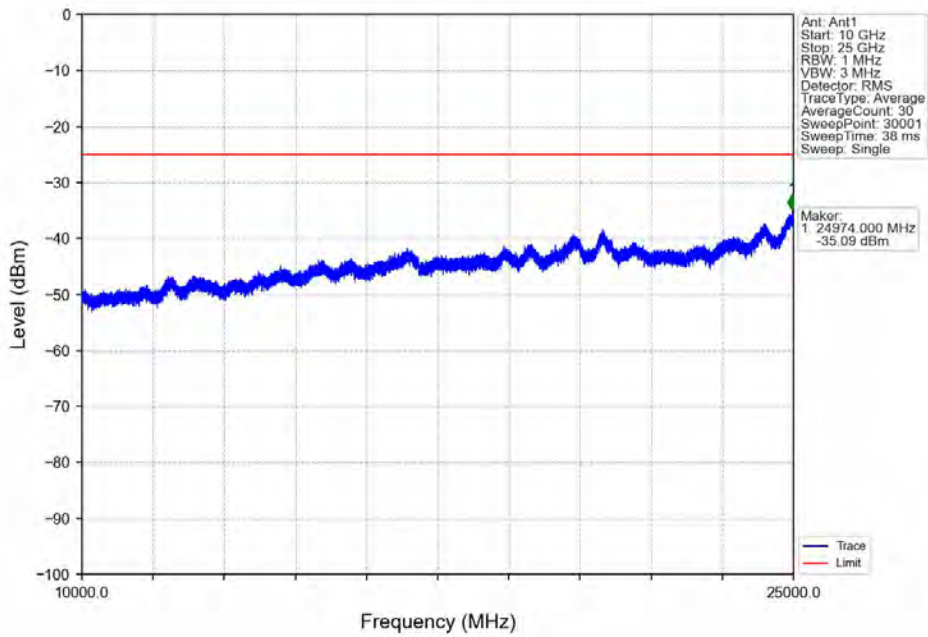
Band7\_15MHz\_16QAM\_LCH\_2507.5MHz\_RB\_1\_0\_NTNV



Band7\_15MHz\_16QAM\_LCH\_2507.5MHz\_RB\_1\_0\_NTNV

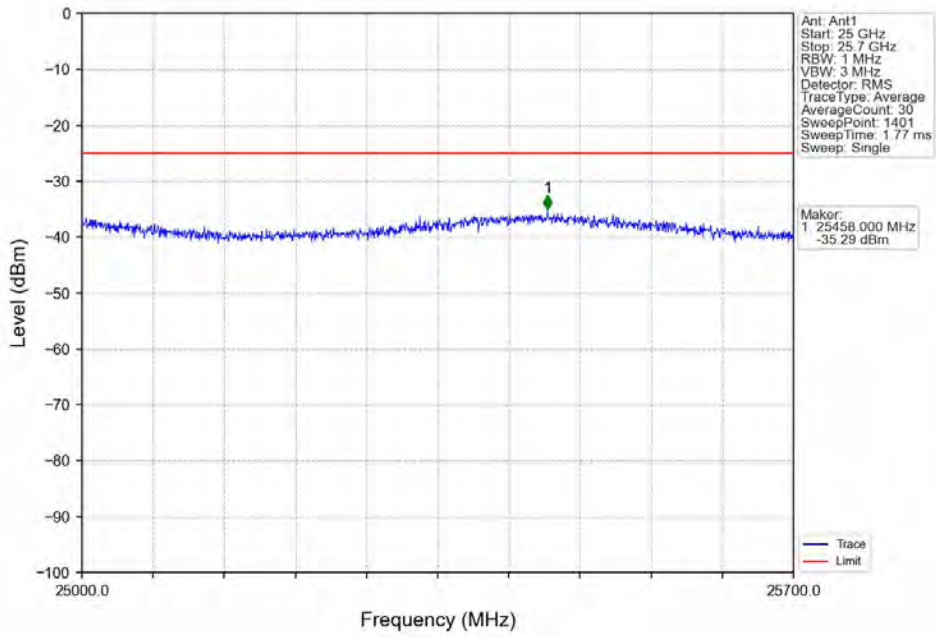


Band7\_15MHz\_16QAM\_LCH\_2507.5MHz\_RB\_1\_0\_NTNV

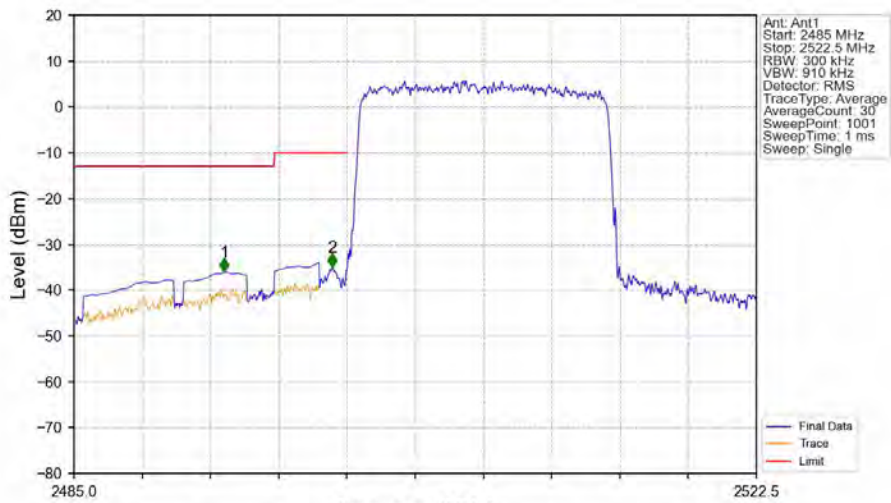




Band7\_15MHz\_16QAM\_LCH\_2507.5MHz\_RB\_1\_0\_NTNV

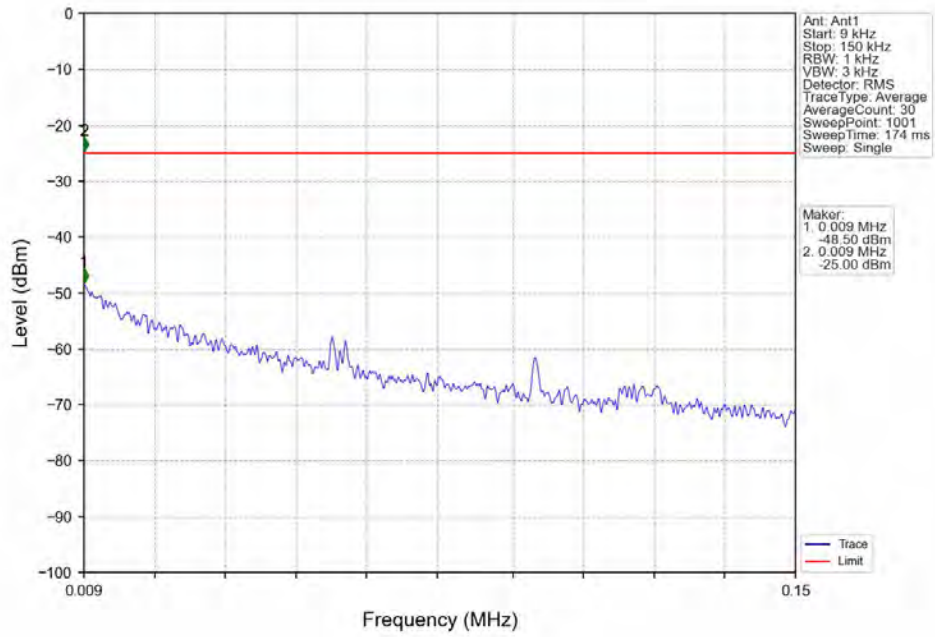


Band7\_15MHz\_16QAM\_LCH\_2507.5MHz\_RB\_75\_0\_NTNV

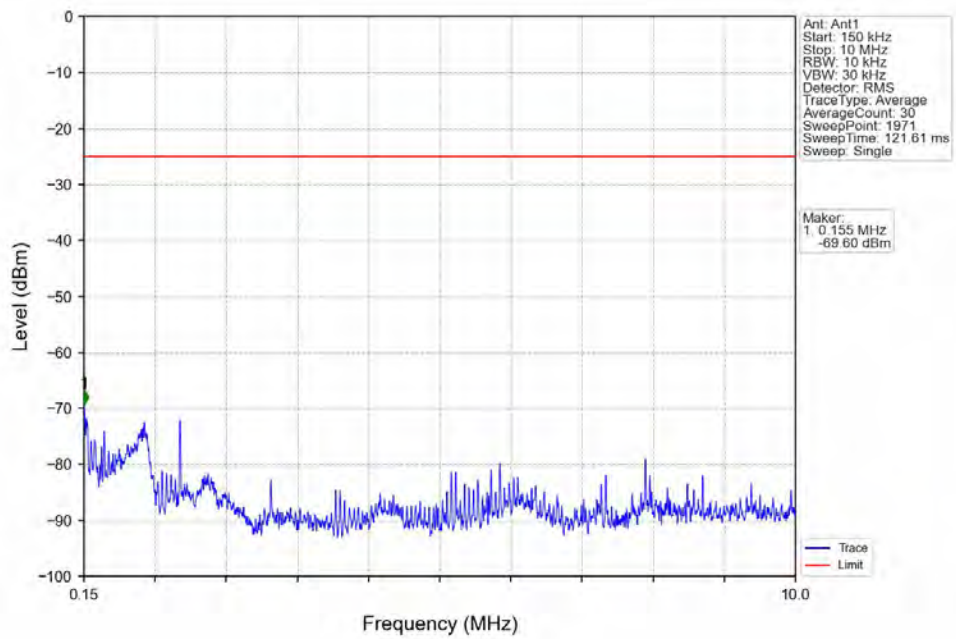


Start (MHz)	Stop (MHz)	RBW (MHz)	Method	Marker No.	Freq (MHz)	Level (dBm)	Limit (dBm)	Result
2485	2499	1	CHP	1	2493.250	-36.14	-13	Pass
2499	2500	0.3	/	2	2499.175	-35.09	-10	Pass
2500	2522.5	0.3	/	/	/	/	/	/

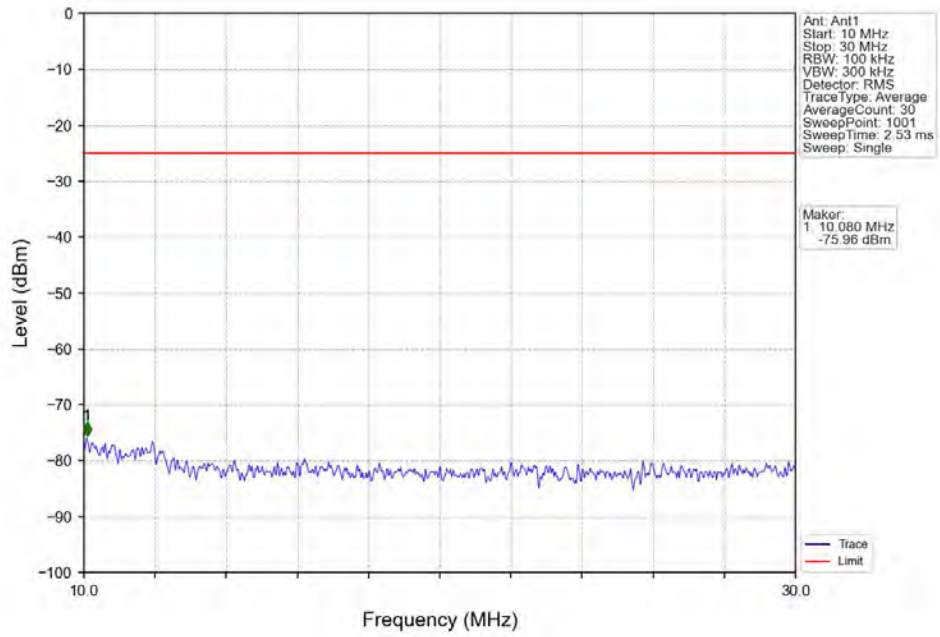
Band7\_15MHz\_16QAM\_MCH\_2535MHz\_RB\_1\_0\_NTNV



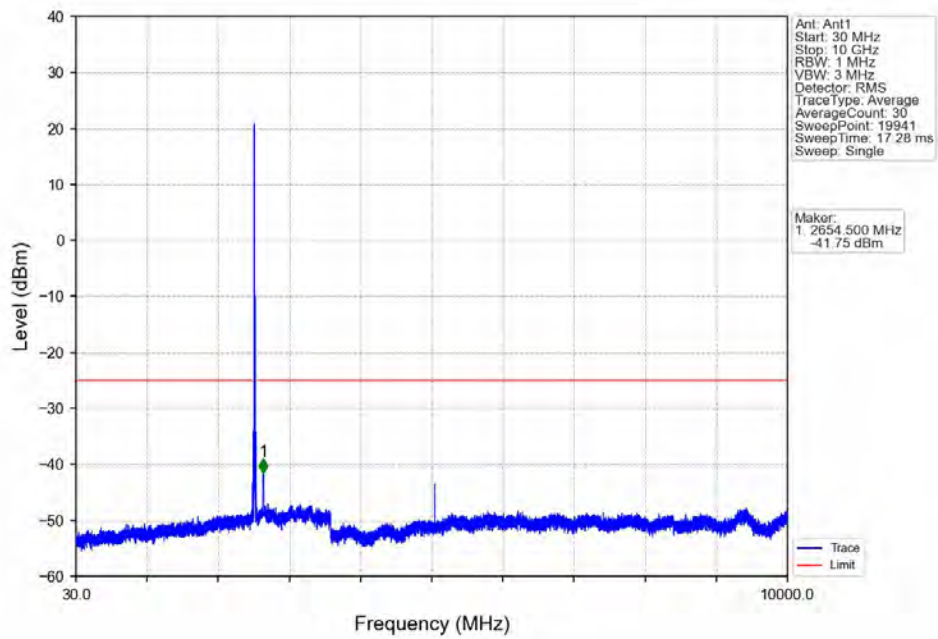
Band7\_15MHz\_16QAM\_MCH\_2535MHz\_RB\_1\_0\_NTNV



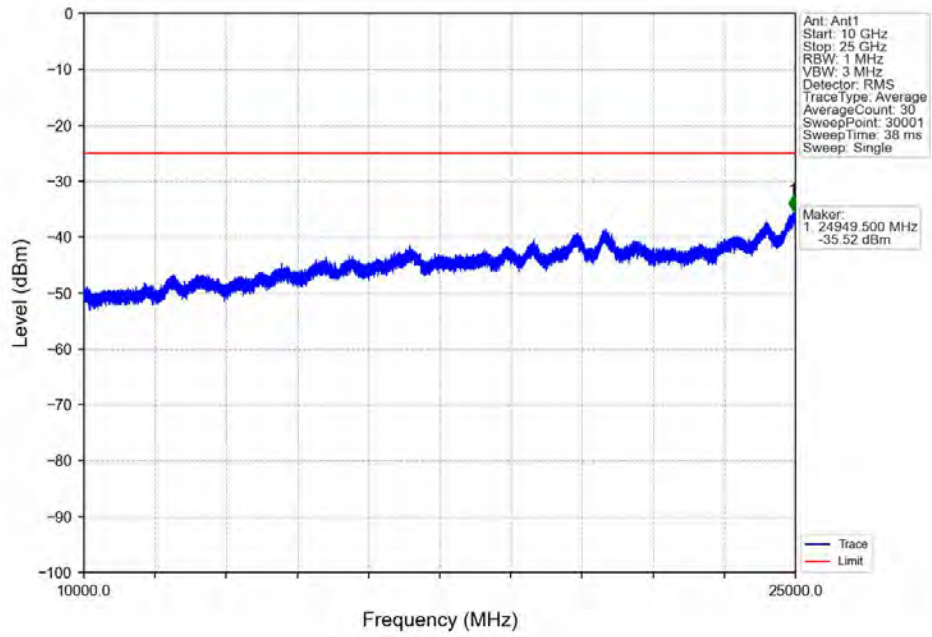
Band7 15MHz 16QAM MCH 2535MHz RB 1\_0\_NTNV



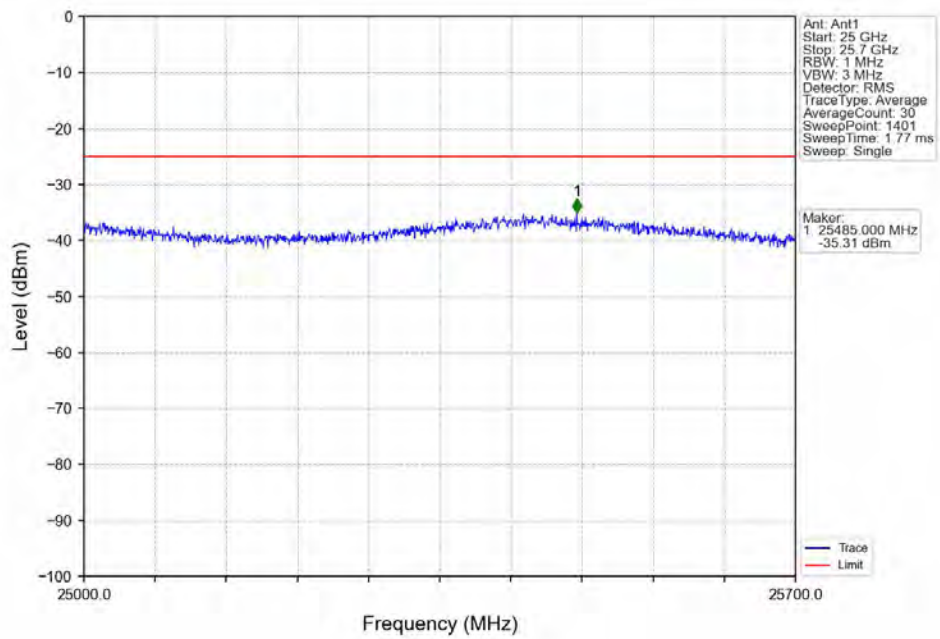
Band7 15MHz 16QAM MCH 2535MHz RB 1\_0\_NTNV



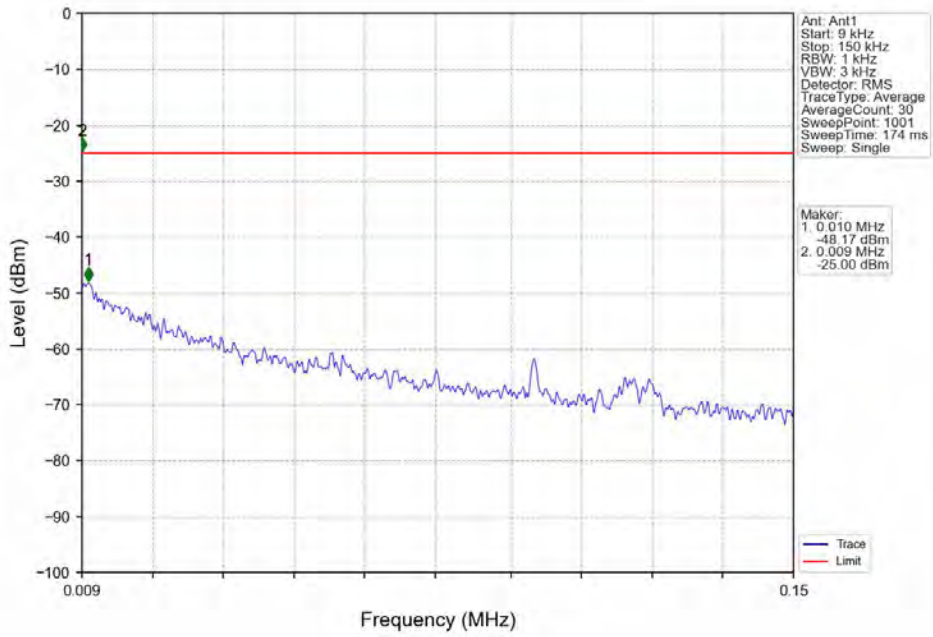
Band7 15MHz 16QAM MCH 2535MHz RB 1 0 NTNV



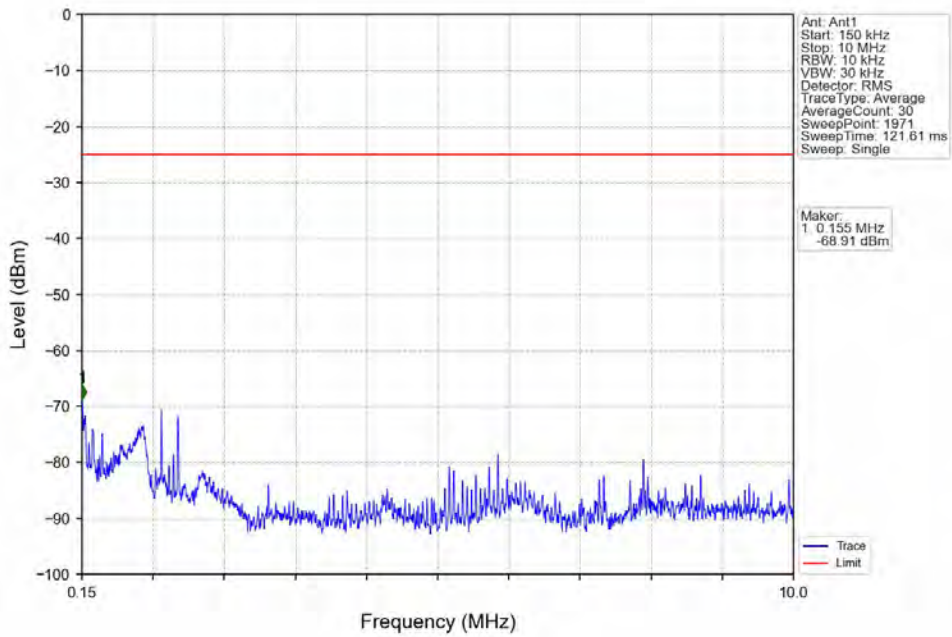
Band7 15MHz 16QAM MCH 2535MHz RB 1 0 NTNV



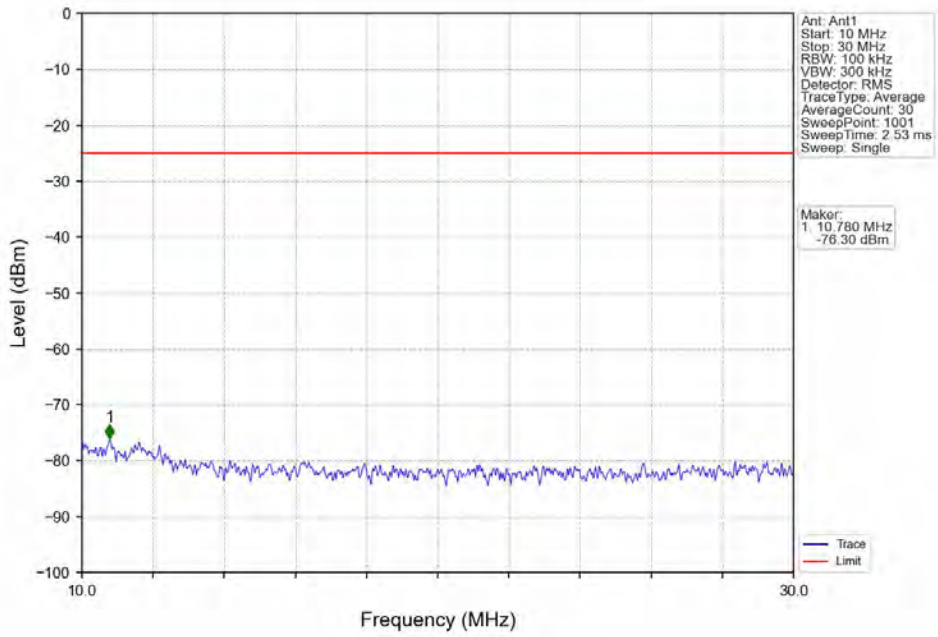
Band7\_15MHz\_16QAM\_HCH\_2562.5MHz\_RB\_1\_0\_NTV



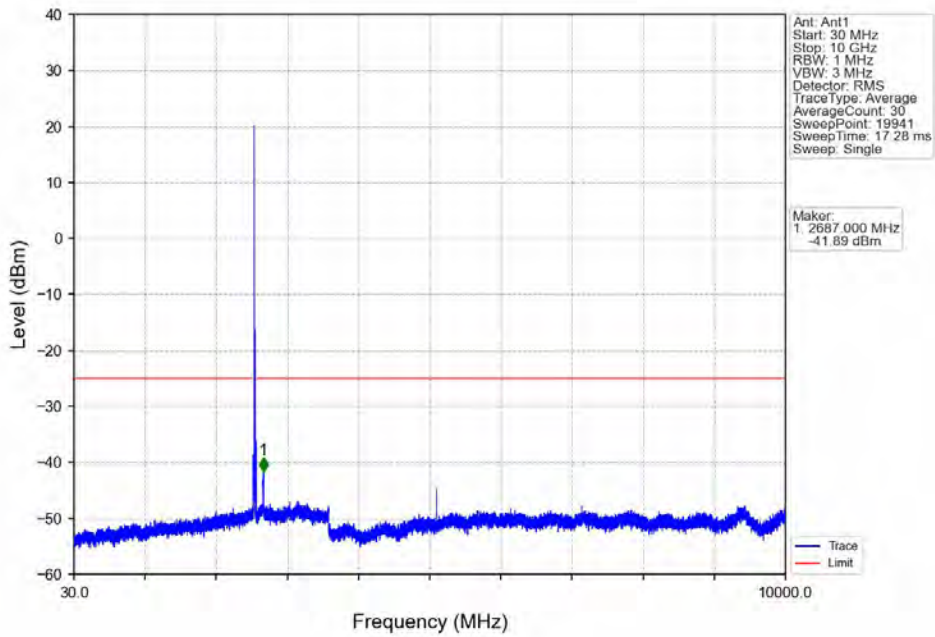
Band7\_15MHz\_16QAM\_HCH\_2562.5MHz\_RB\_1\_0\_NTV



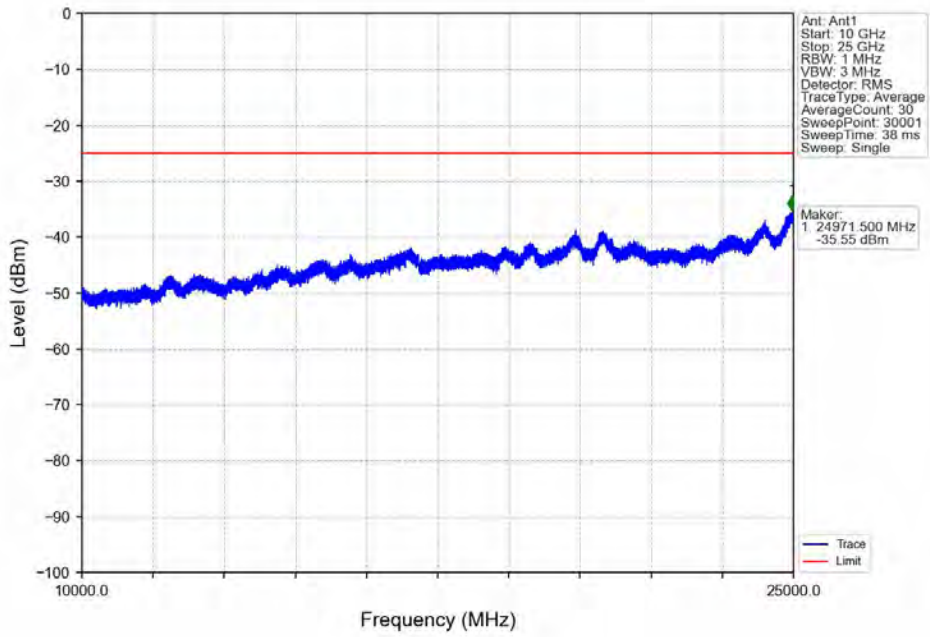
Band7\_15MHz\_16QAM\_HCH\_2562.5MHz\_RB\_1\_0\_NTNV



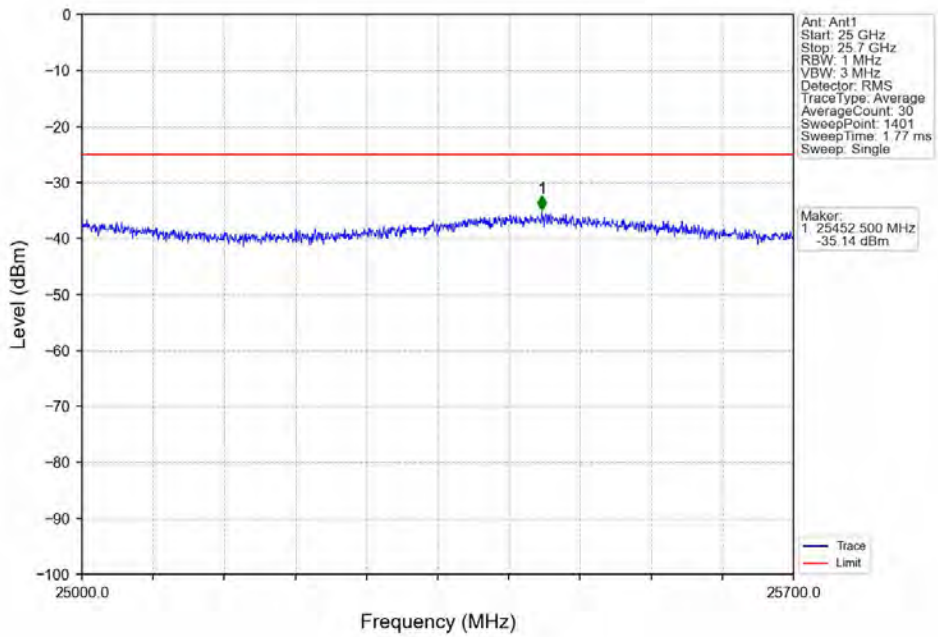
Band7\_15MHz\_16QAM\_HCH\_2562.5MHz\_RB\_1\_0\_NTNV



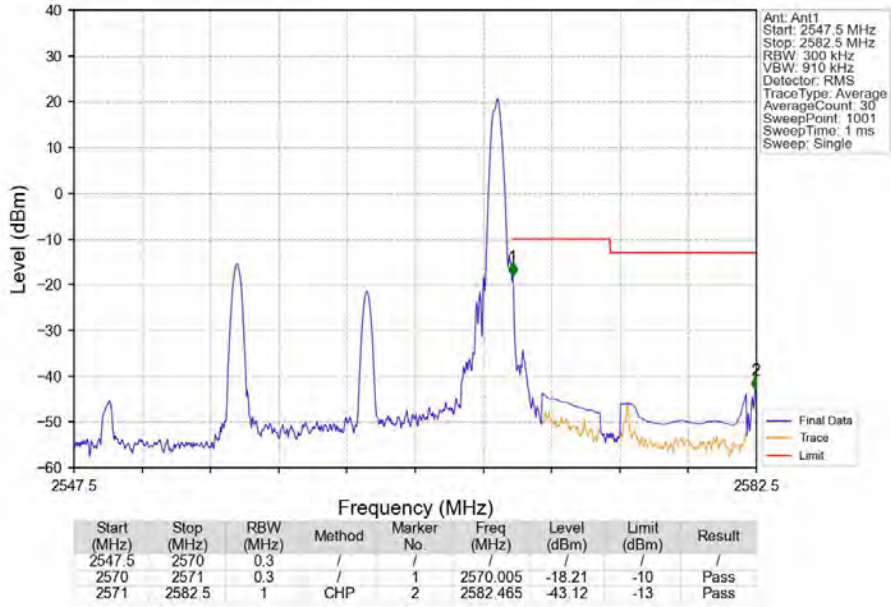
Band7\_15MHz\_16QAM\_HCH\_2562.5MHz\_RB\_1\_0\_NTNV



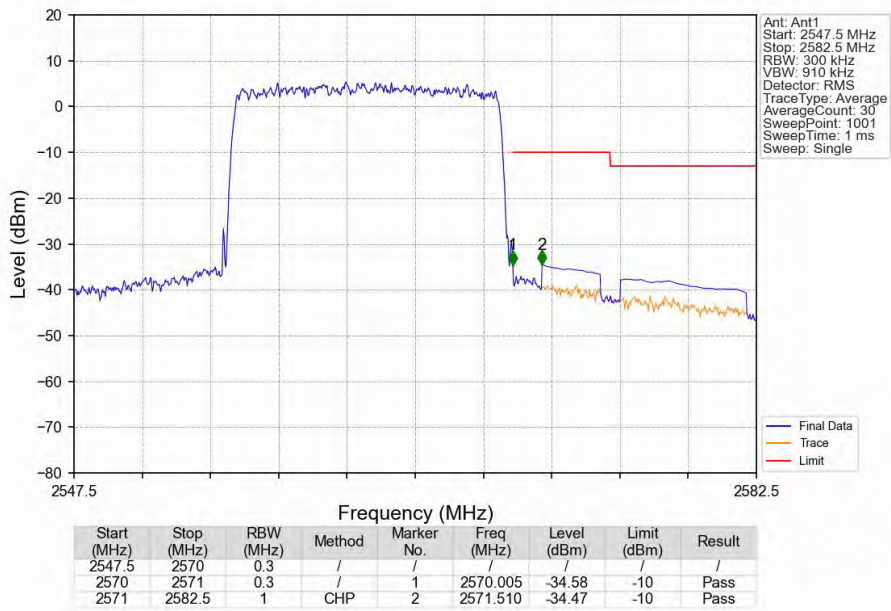
Band7\_15MHz\_16QAM\_HCH\_2562.5MHz\_RB\_1\_0\_NTNV



Band7 15MHz 16QAM HCH 2562.5MHz RB 1 74 NTN



Band7 15MHz 16QAM HCH 2562.5MHz RB 75 0 NTN



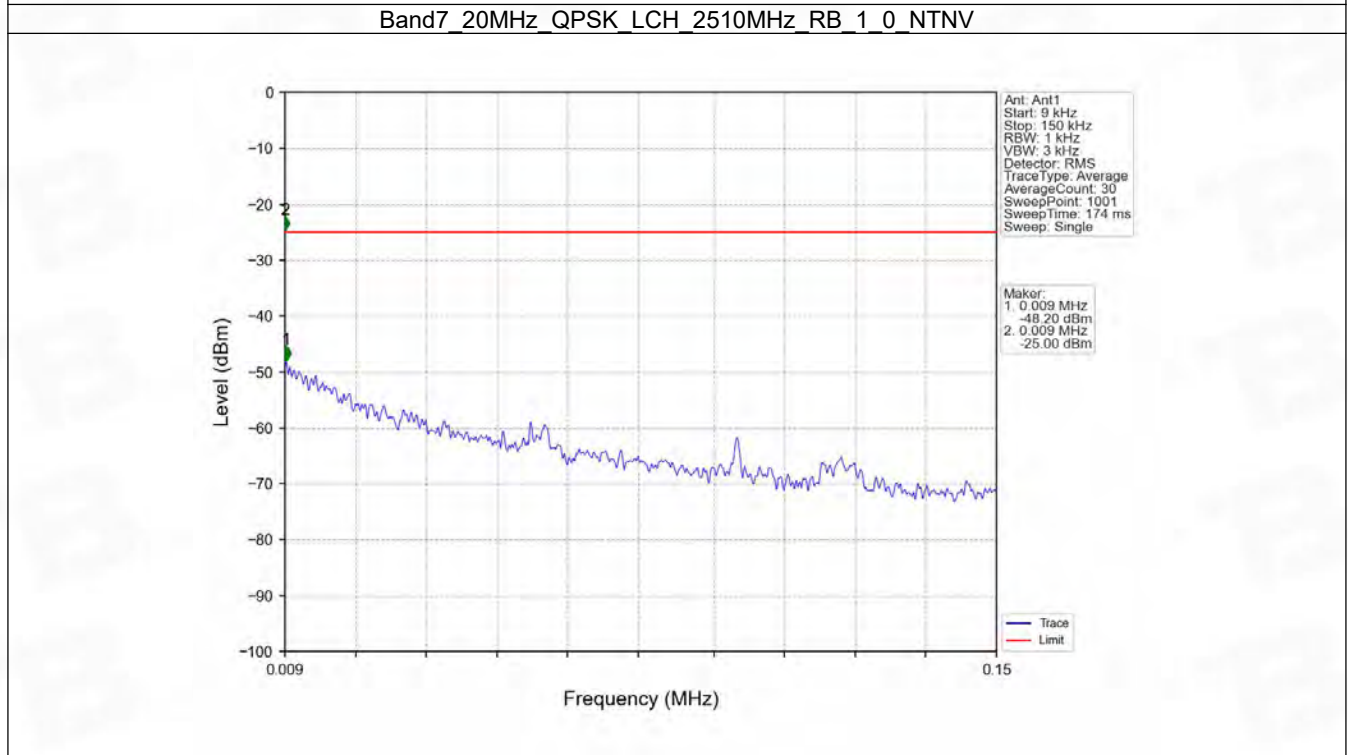
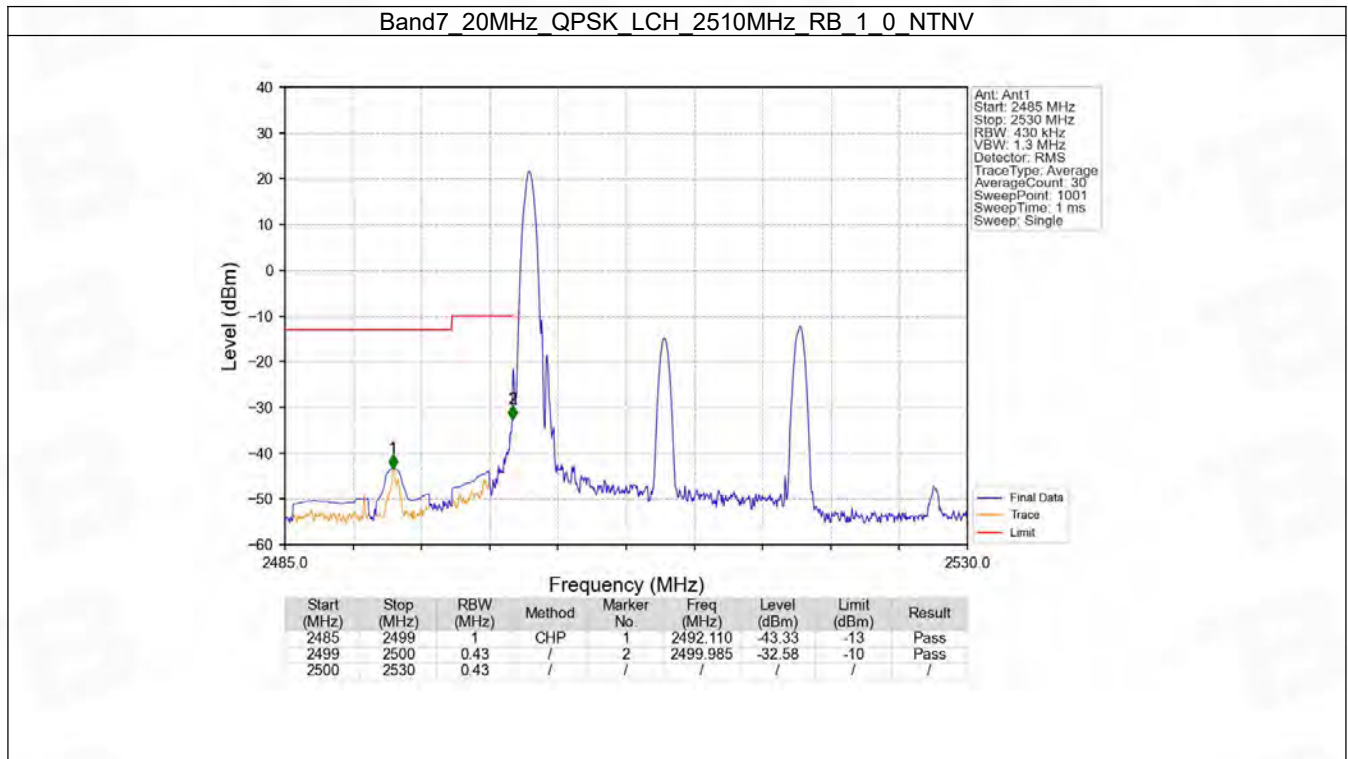


## 6.4 B7\_20MHz

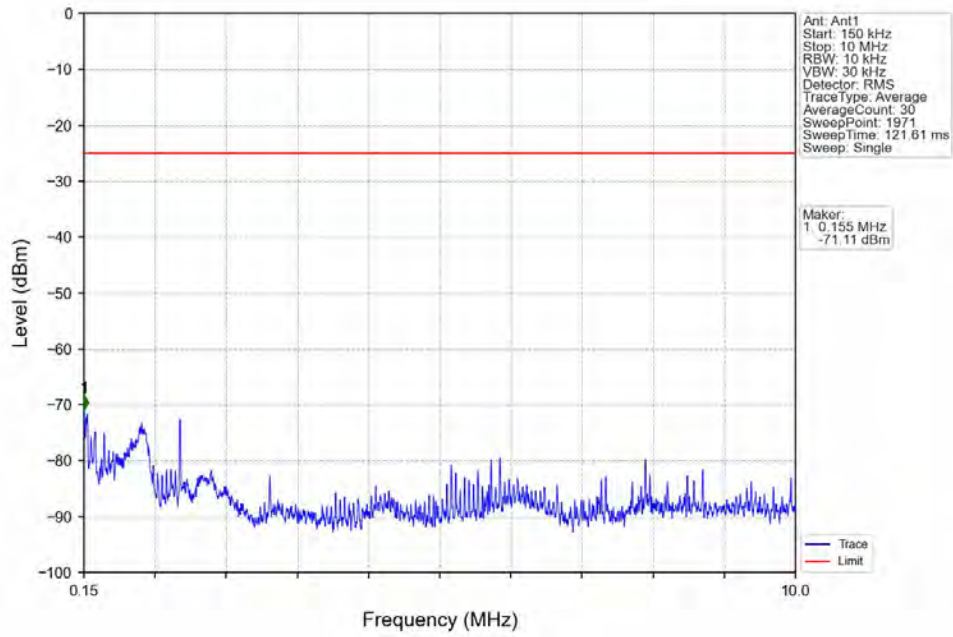
### 6.4.1 Test Result

Band: 7 / Bandwidth: 20MHz / NTV						
Modulation	Frequency (MHz)	RB Allocation		Spurious Emission		Verdict
		Size	Offset	Result	Limit	
QPSK	2510	1	0	Refer To Test Graph		Pass
		100	0	Refer To Test Graph		Pass
	2535	1	0	Refer To Test Graph		Pass
	2560	1	0	Refer To Test Graph		Pass
			99	Refer To Test Graph		Pass
		100	0	Refer To Test Graph		Pass
16QAM	2510	1	0	Refer To Test Graph		Pass
		100	0	Refer To Test Graph		Pass
	2535	1	0	Refer To Test Graph		Pass
	2560	1	0	Refer To Test Graph		Pass
			99	Refer To Test Graph		Pass
		100	0	Refer To Test Graph		Pass

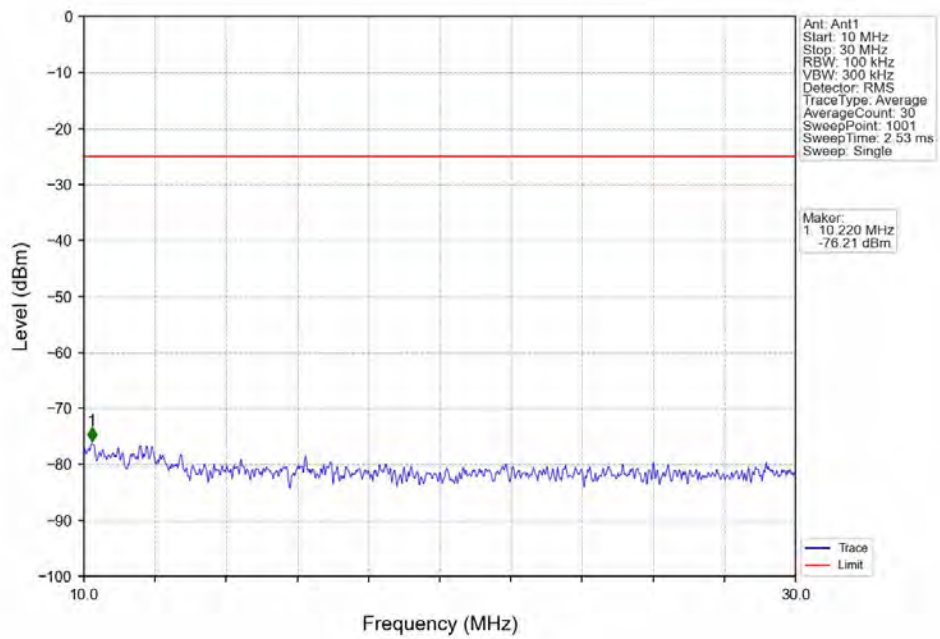
## 6.4.2 Test Graph



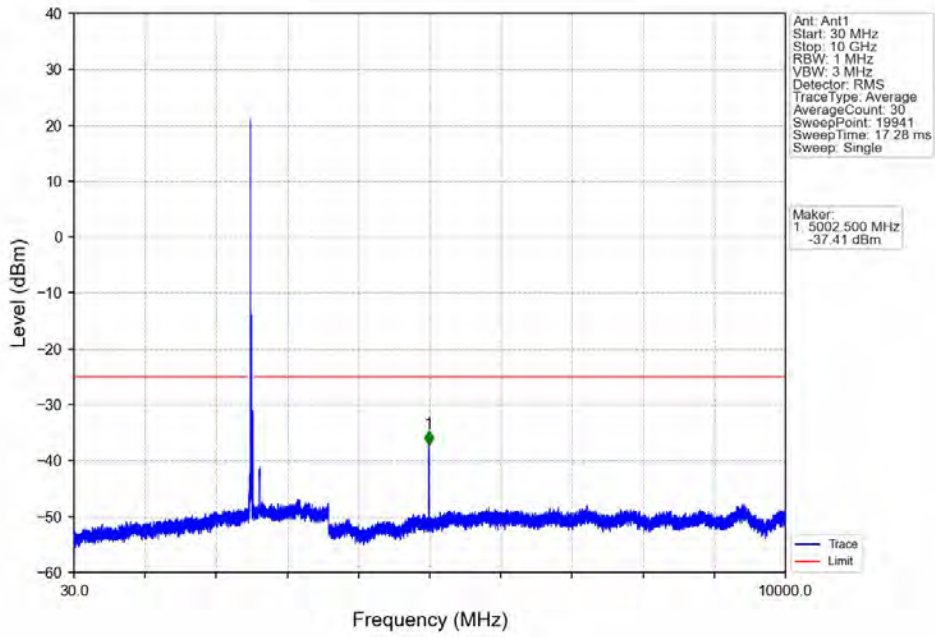
Band7\_20MHz\_QPSK\_LCH\_2510MHz\_RB\_1\_0\_NTNV



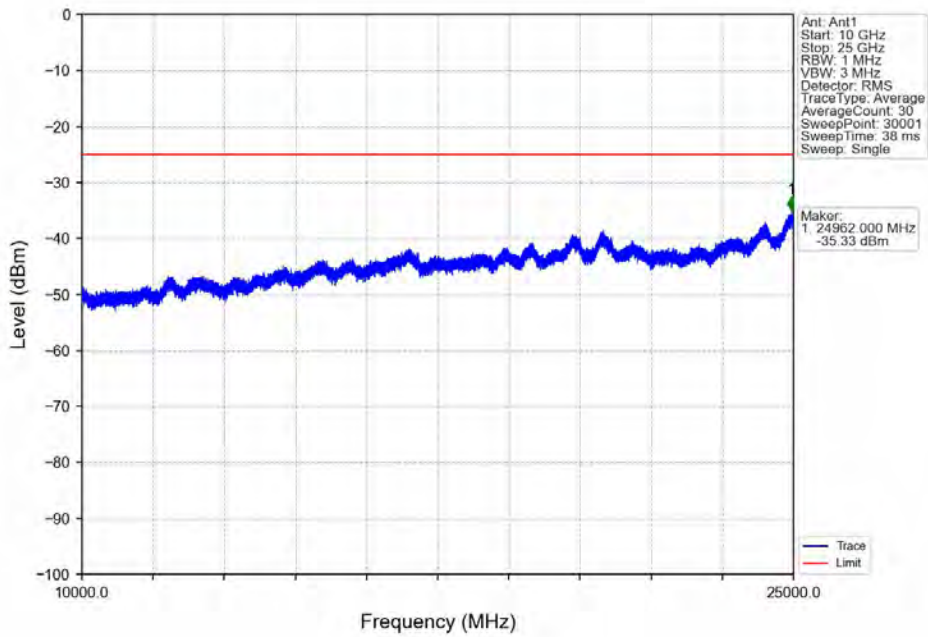
Band7\_20MHz\_QPSK\_LCH\_2510MHz\_RB\_1\_0\_NTNV



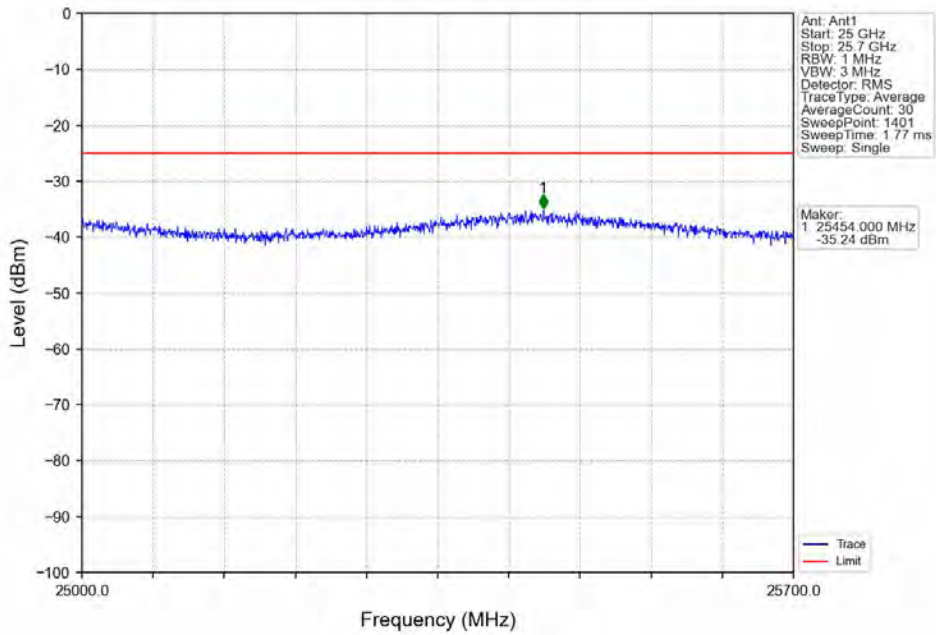
Band7\_20MHz\_QPSK\_LCH\_2510MHz\_RB\_1\_0\_NTNV



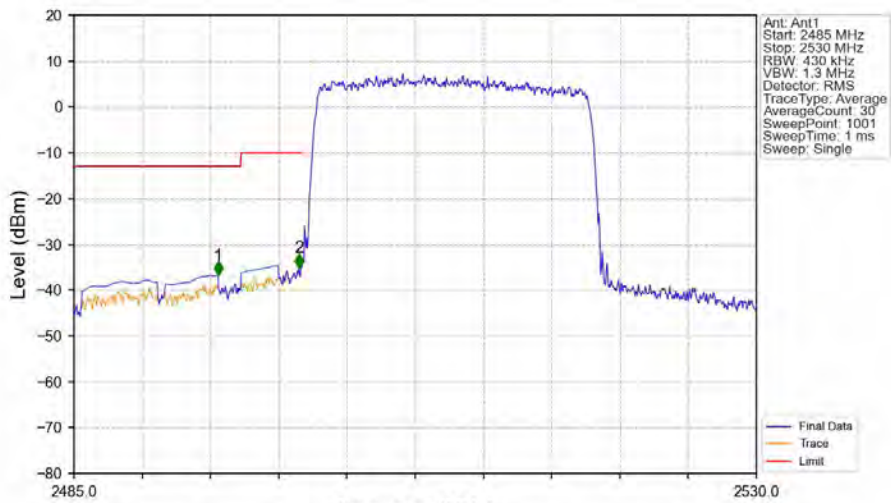
Band7\_20MHz\_QPSK\_LCH\_2510MHz\_RB\_1\_0\_NTNV



Band7\_20MHz\_QPSK\_LCH\_2510MHz\_RB\_1\_0\_NTNV

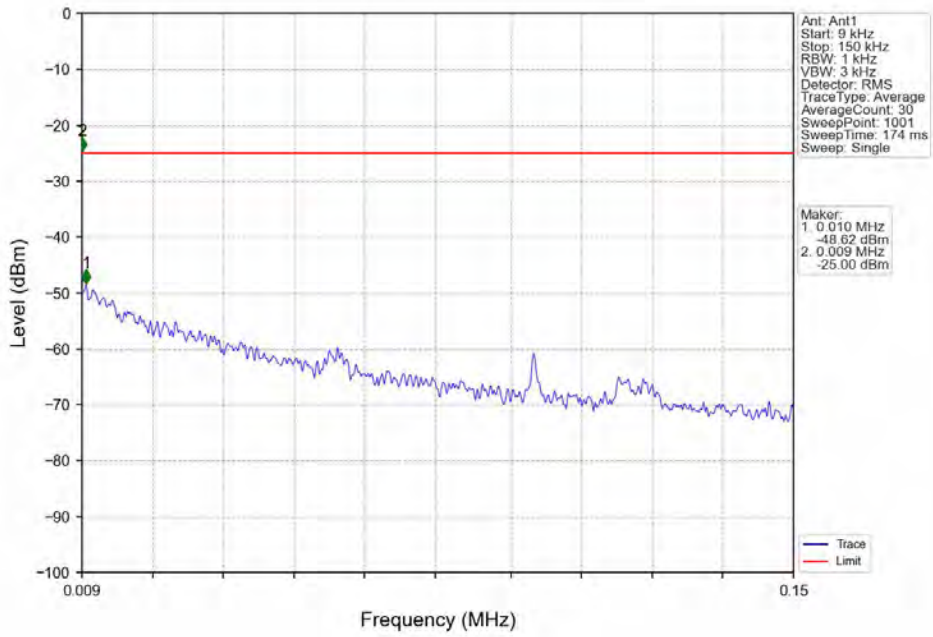


Band7\_20MHz\_QPSK\_LCH\_2510MHz\_RB\_100\_0\_NTNV

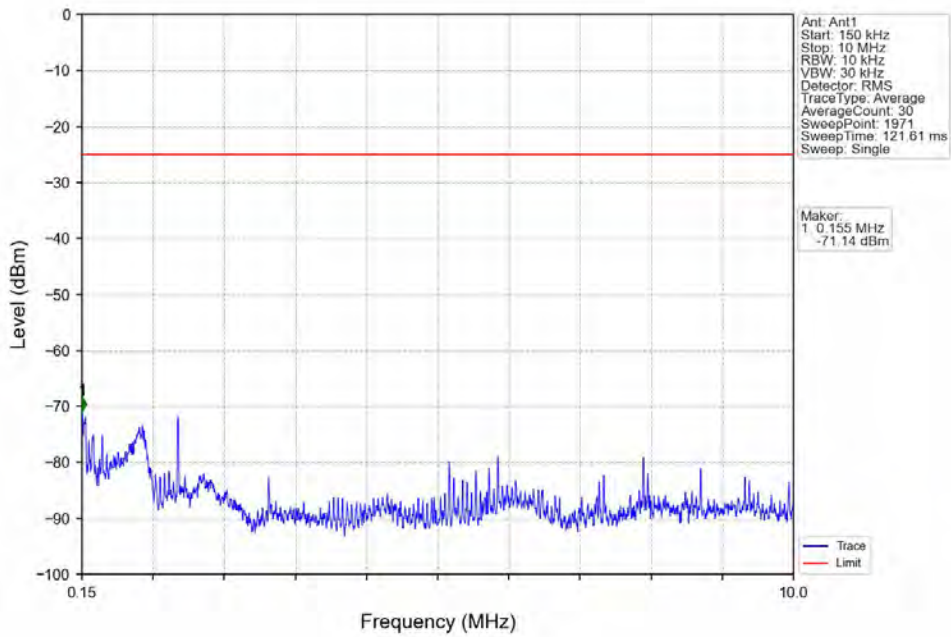


Start (MHz)	Stop (MHz)	RBW (MHz)	Method	Marker No.	Freq (MHz)	Level (dBm)	Limit (dBm)	Result
2485	2499	1	CHP	1	2494.495	-36.74	-13	Pass
2499	2500	0.43	/	2	2499.850	-35.14	-10	Pass
2500	2530	0.43	/	/	/	/	/	/

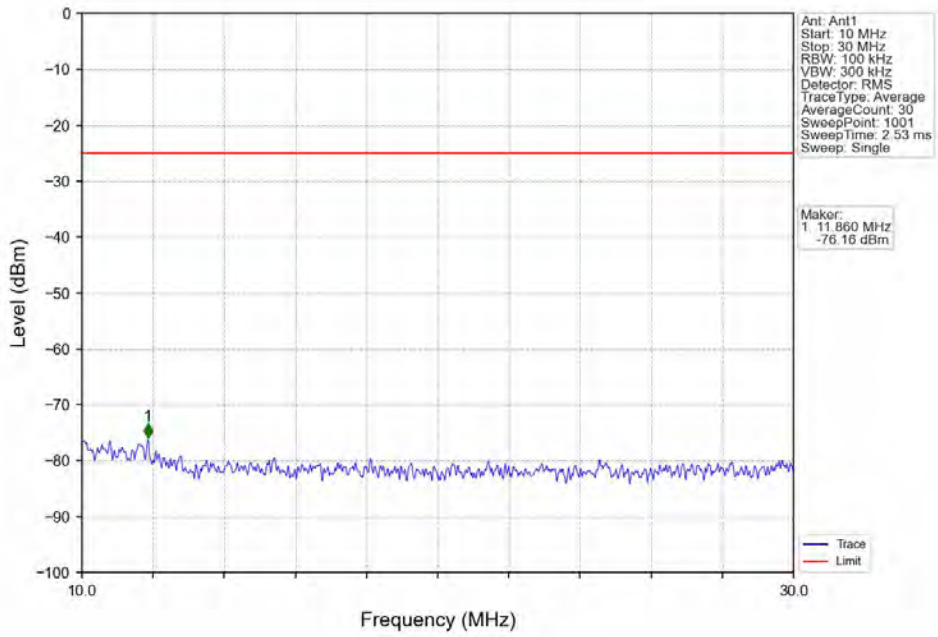
Band7\_20MHz\_QPSK\_MCH\_2535MHz\_RB\_1\_0\_NTNV



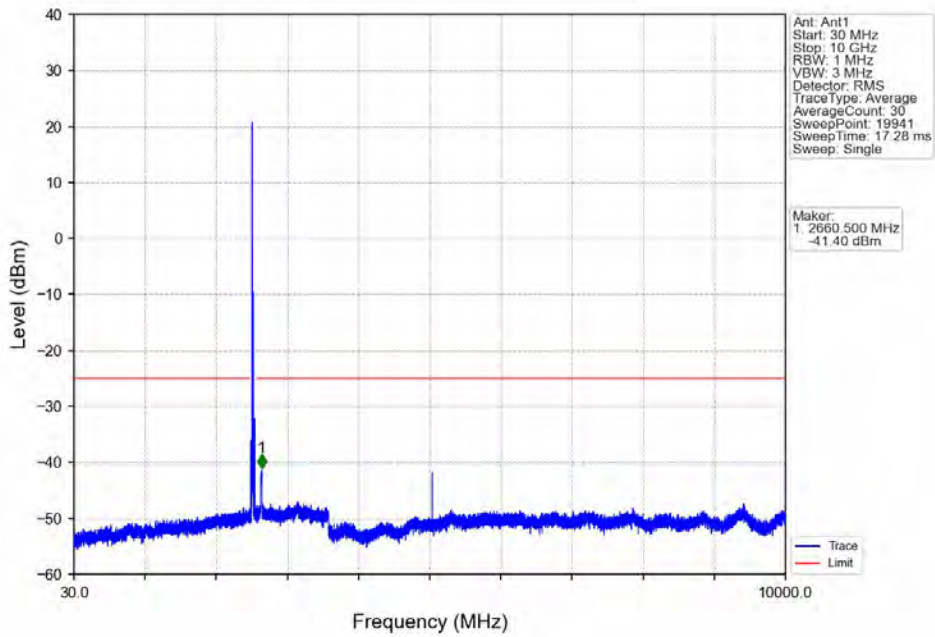
Band7\_20MHz\_QPSK\_MCH\_2535MHz\_RB\_1\_0\_NTNV



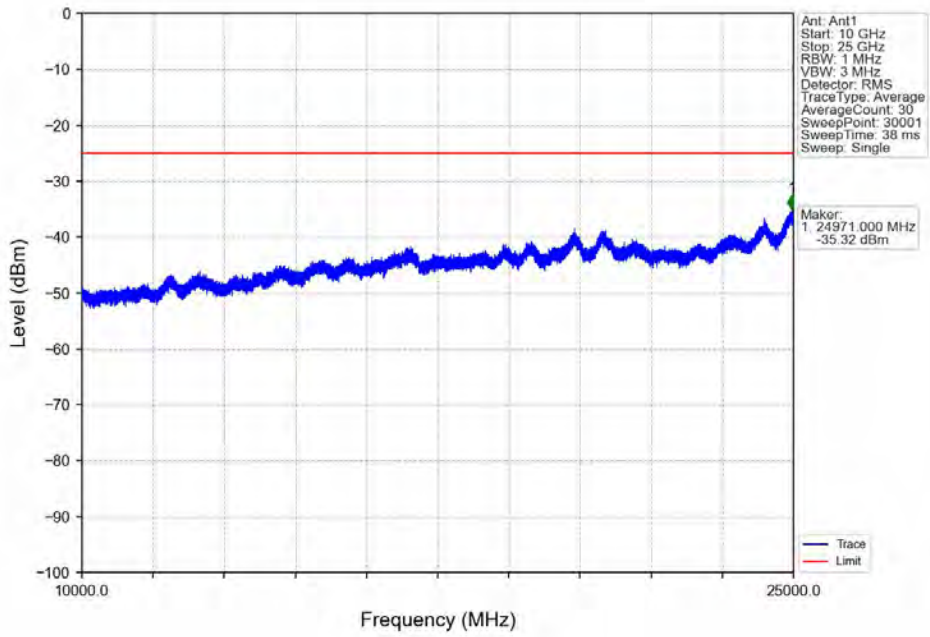
Band7\_20MHz\_QPSK\_MCH\_2535MHz\_RB\_1\_0\_NTNV



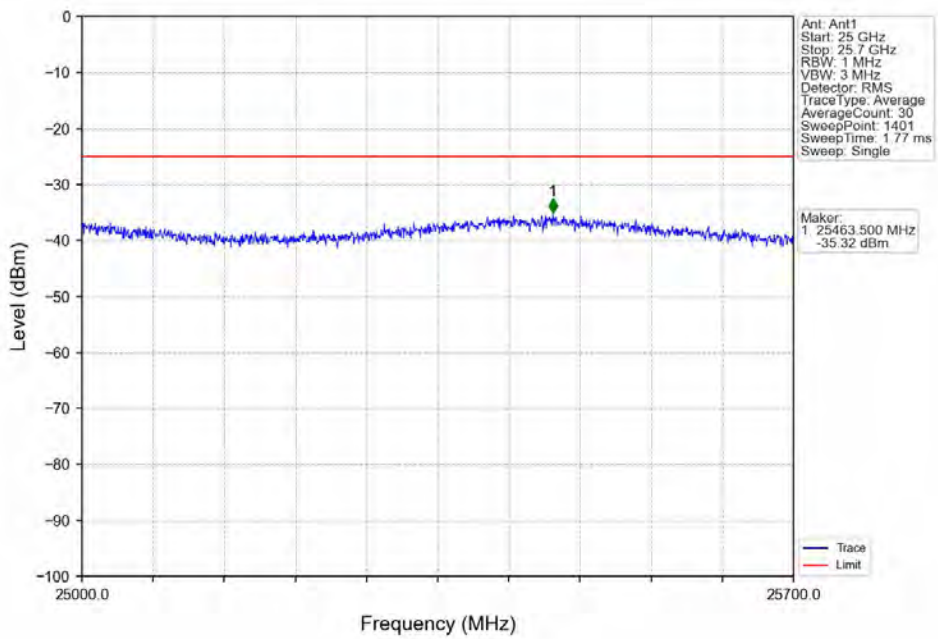
Band7\_20MHz\_QPSK\_MCH\_2535MHz\_RB\_1\_0\_NTNV



Band7\_20MHz\_QPSK\_MCH\_2535MHz\_RB\_1\_0\_NTNV

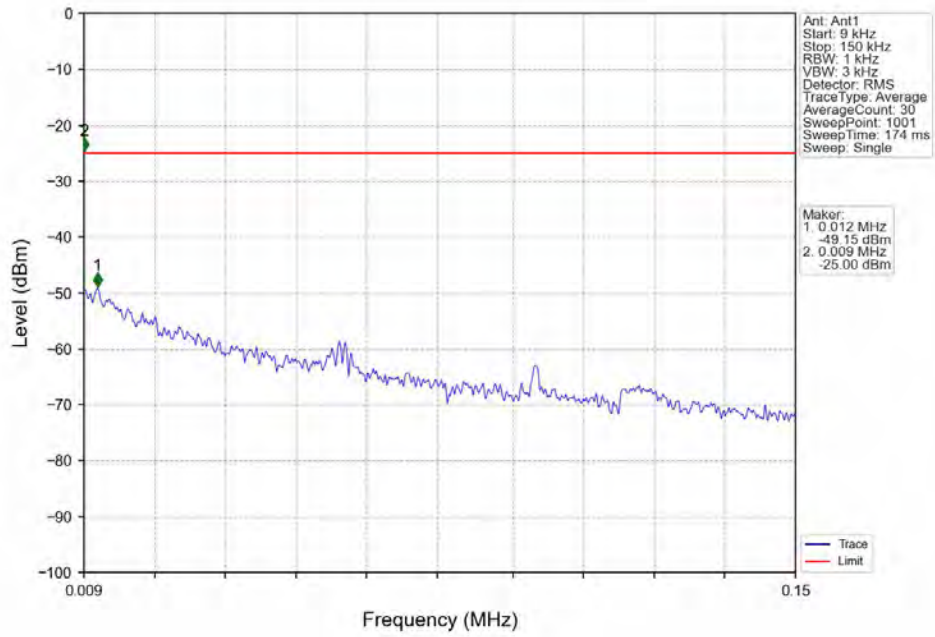


Band7\_20MHz\_QPSK\_MCH\_2535MHz\_RB\_1\_0\_NTNV

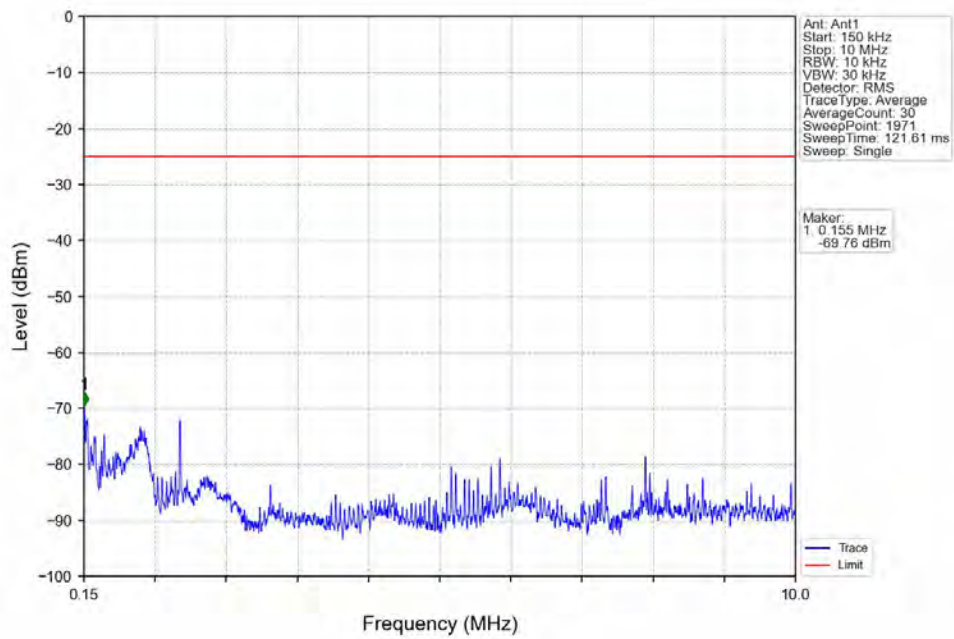




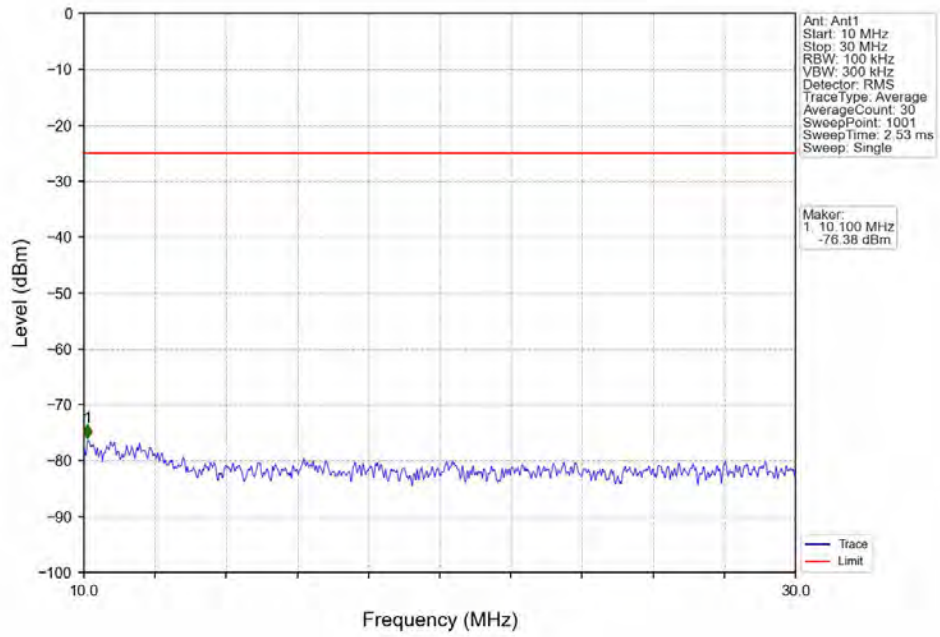
Band7\_20MHz\_QPSK\_HCH\_2560MHz\_RB\_1\_0\_NTNV



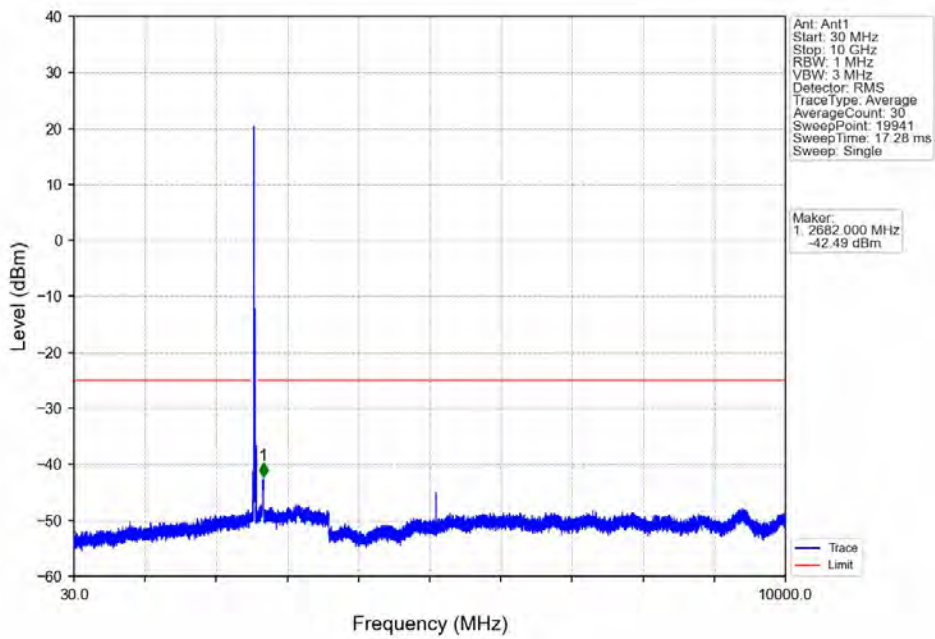
Band7\_20MHz\_QPSK\_HCH\_2560MHz\_RB\_1\_0\_NTNV



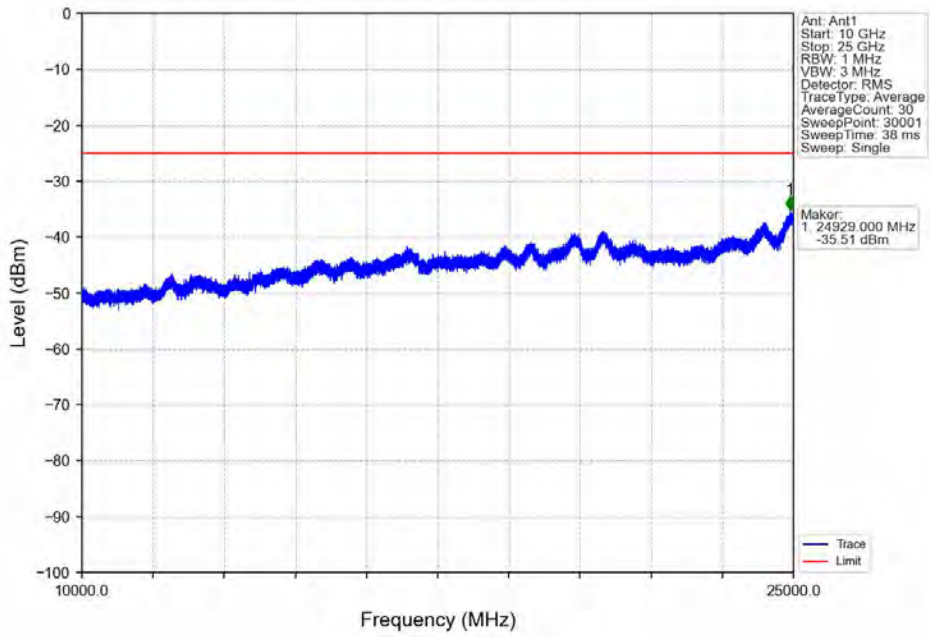
Band7\_20MHz\_QPSK\_HCH\_2560MHz\_RB\_1\_0\_NTNV



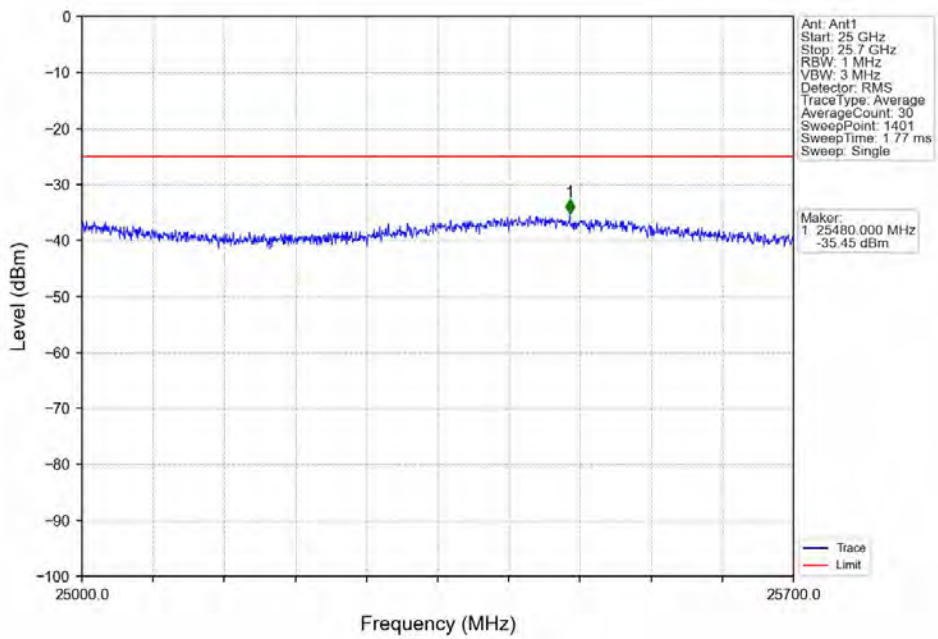
Band7\_20MHz\_QPSK\_HCH\_2560MHz\_RB\_1\_0\_NTNV



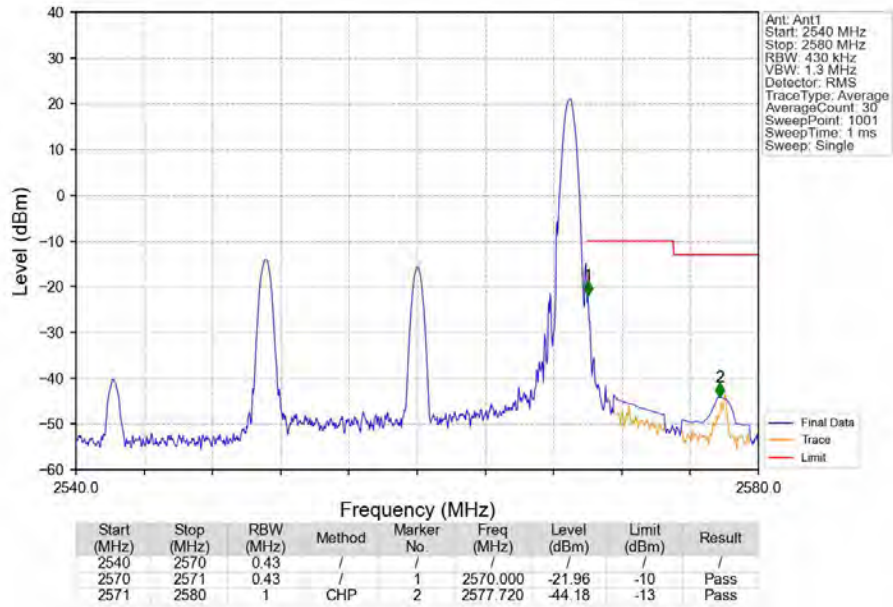
Band7\_20MHz\_QPSK\_HCH\_2560MHz\_RB\_1\_0\_NTNV



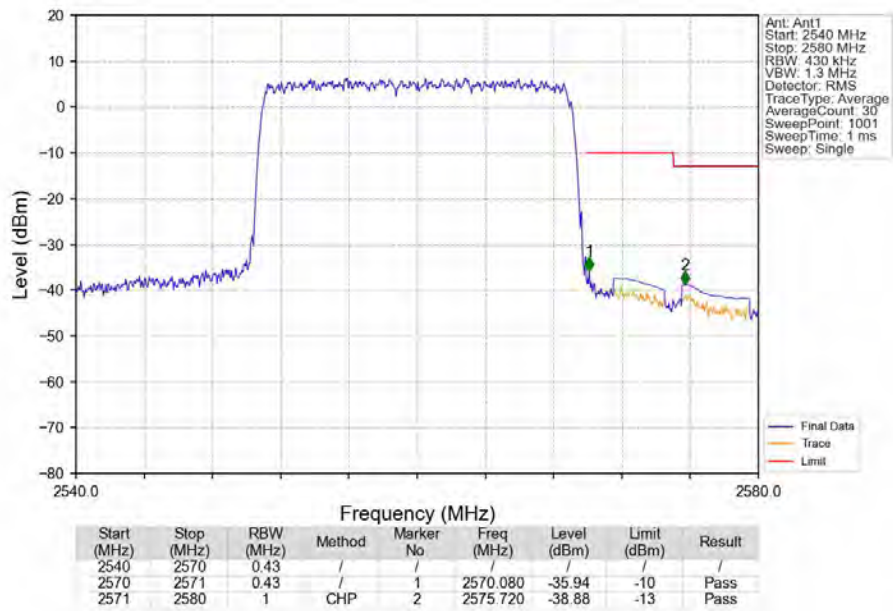
Band7\_20MHz\_QPSK\_HCH\_2560MHz\_RB\_1\_0\_NTNV



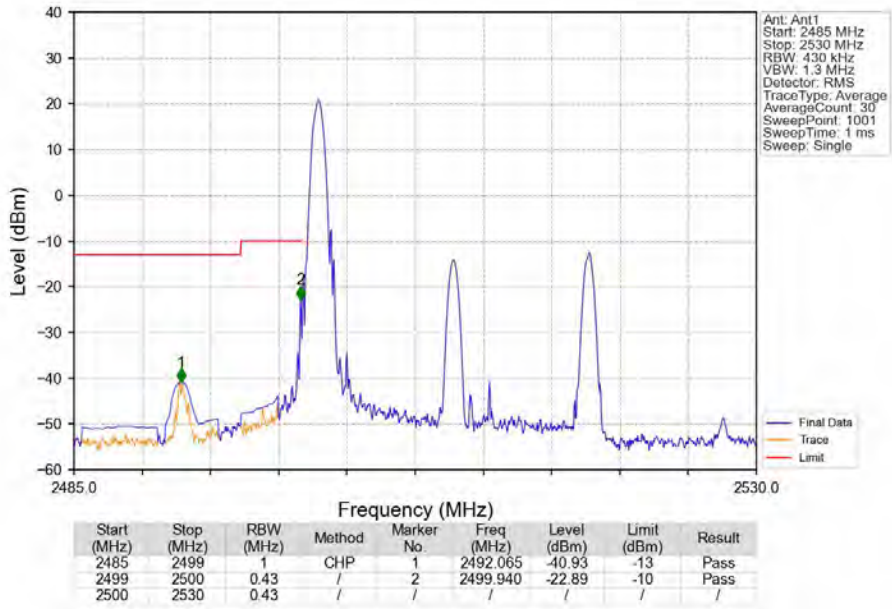
Band7 20MHz QPSK HCH 2560MHz RB 1 99 NTV



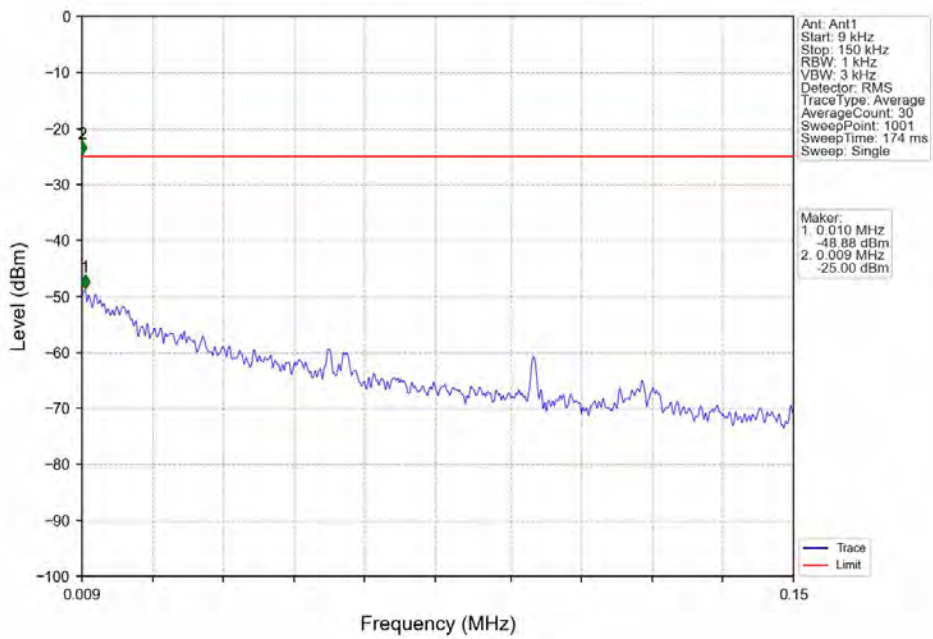
Band7 20MHz QPSK HCH 2560MHz RB 100 0 NTV



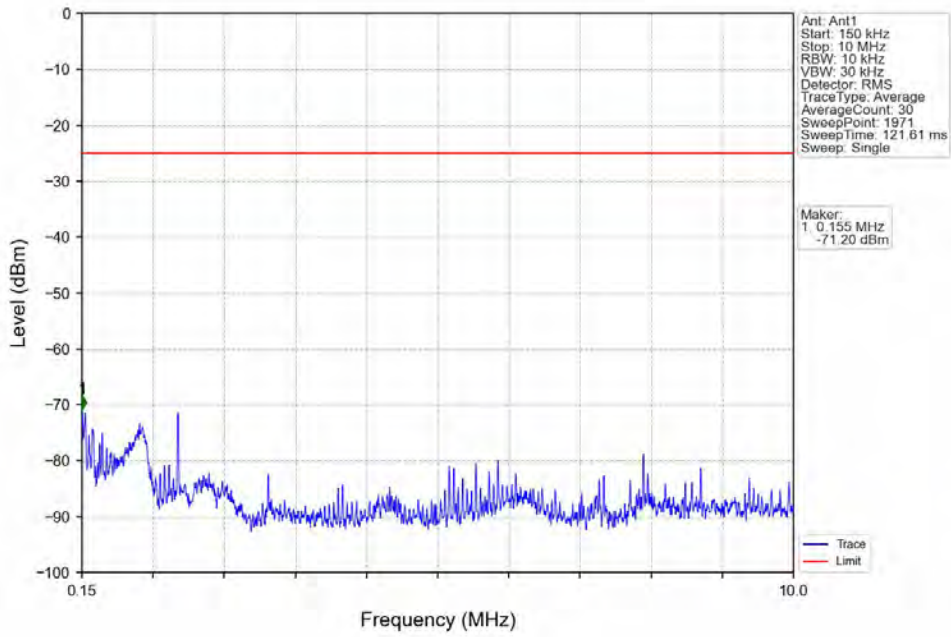
Band7 20MHz 16QAM LCH 2510MHz RB 1 0 NTN



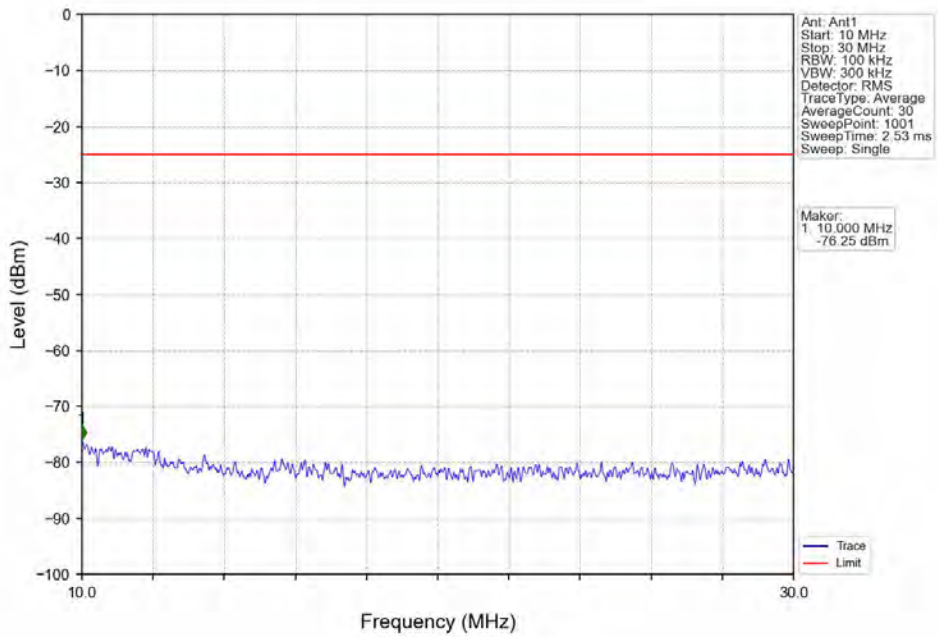
Band7 20MHz 16QAM LCH 2510MHz RB 1 0 NTN



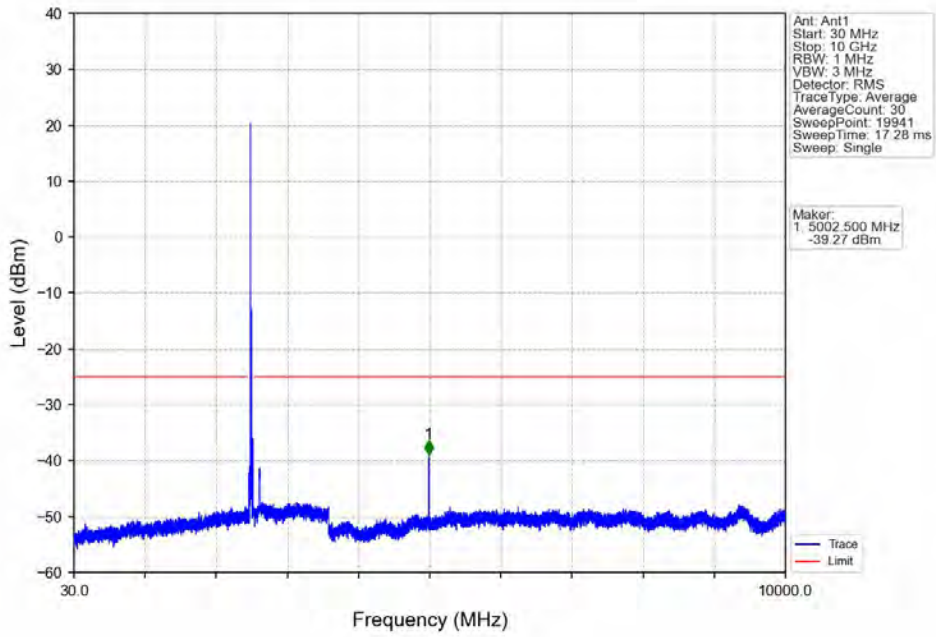
Band7 20MHz 16QAM LCH 2510MHz RB 1 0 NTN



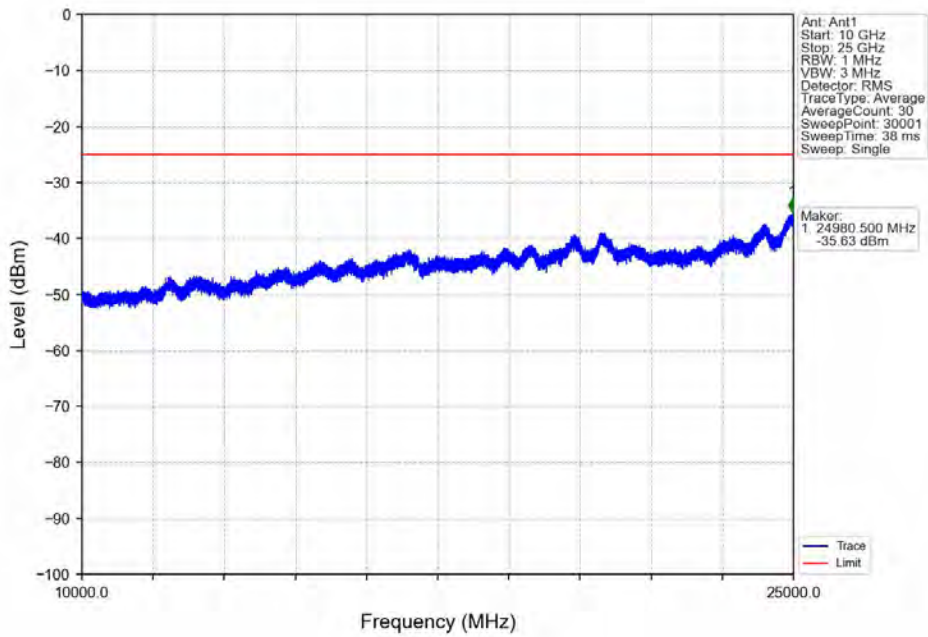
Band7 20MHz 16QAM LCH 2510MHz RB 1 0 NTN



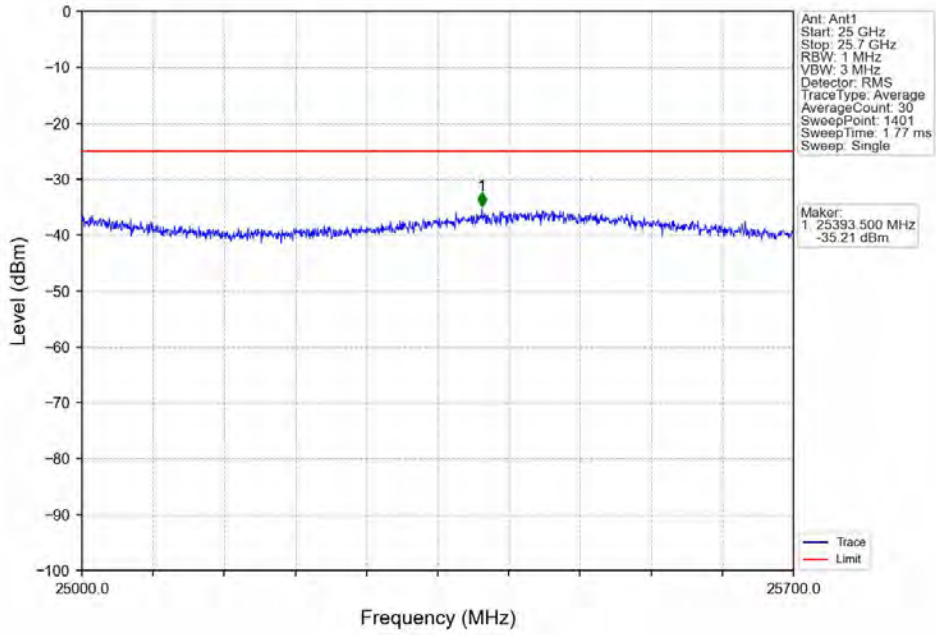
Band7 20MHz 16QAM LCH 2510MHz RB 1 0 NTN



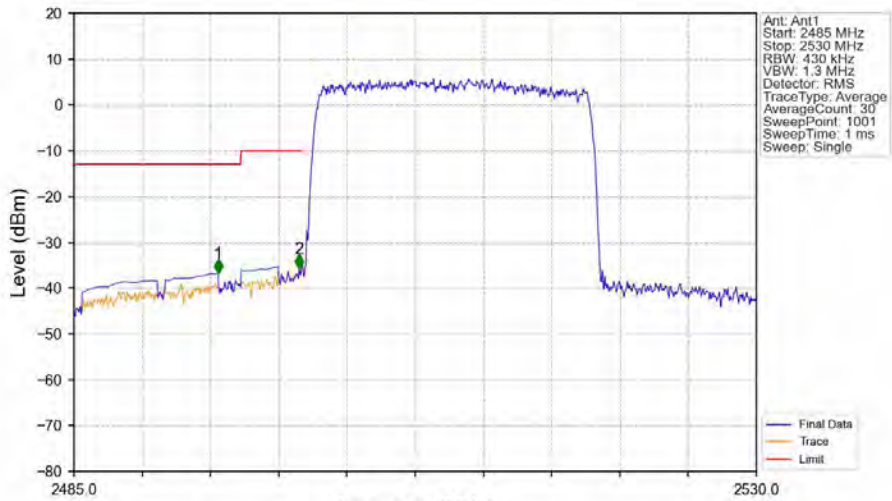
Band7 20MHz 16QAM LCH 2510MHz RB 1 0 NTN



Band7 20MHz 16QAM LCH 2510MHz RB 1 0 NTN



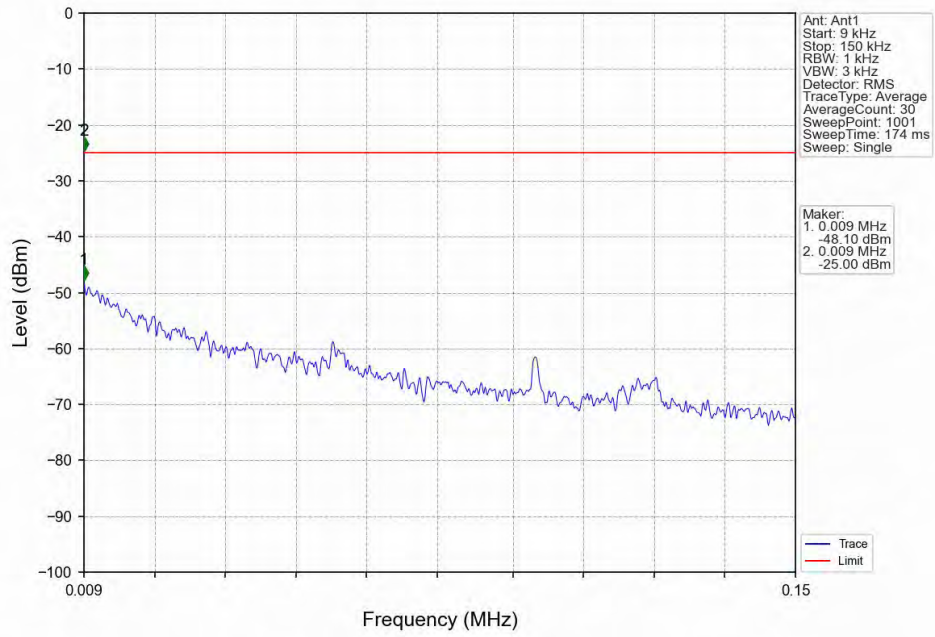
Band7 20MHz 16QAM LCH 2510MHz RB 100 0 NTN



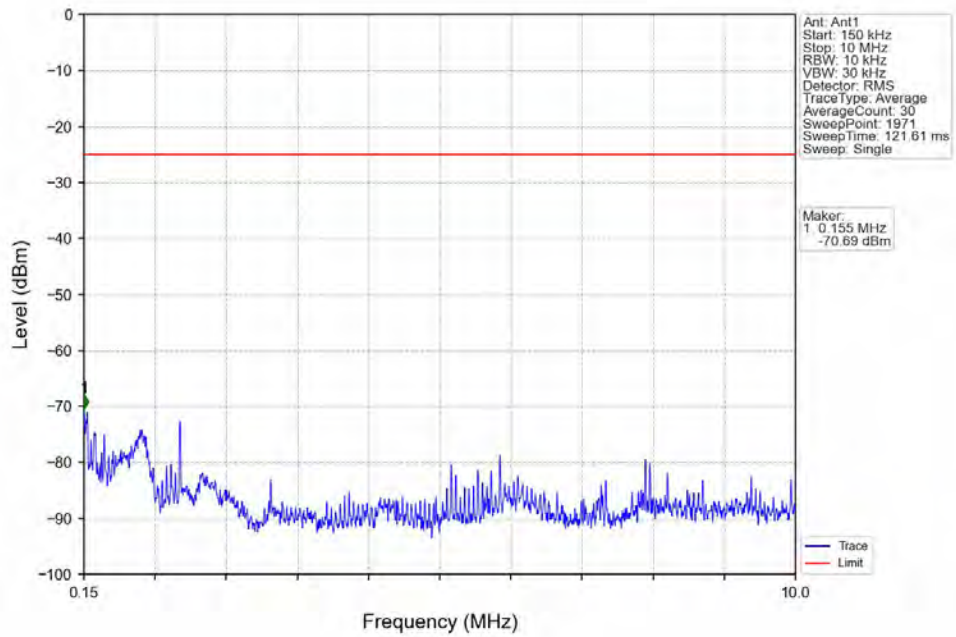
Start (MHz)	Stop (MHz)	RBW (MHz)	Method	Marker No.	Freq (MHz)	Level (dBm)	Limit (dBm)	Result
2485	2499	1	CHP	1	2494.495	-36.74	-13	Pass
2499	2500	0.43	/	2	2499.850	-35.77	-10	Pass
2500	2530	0.43	/	/	/	/	/	/



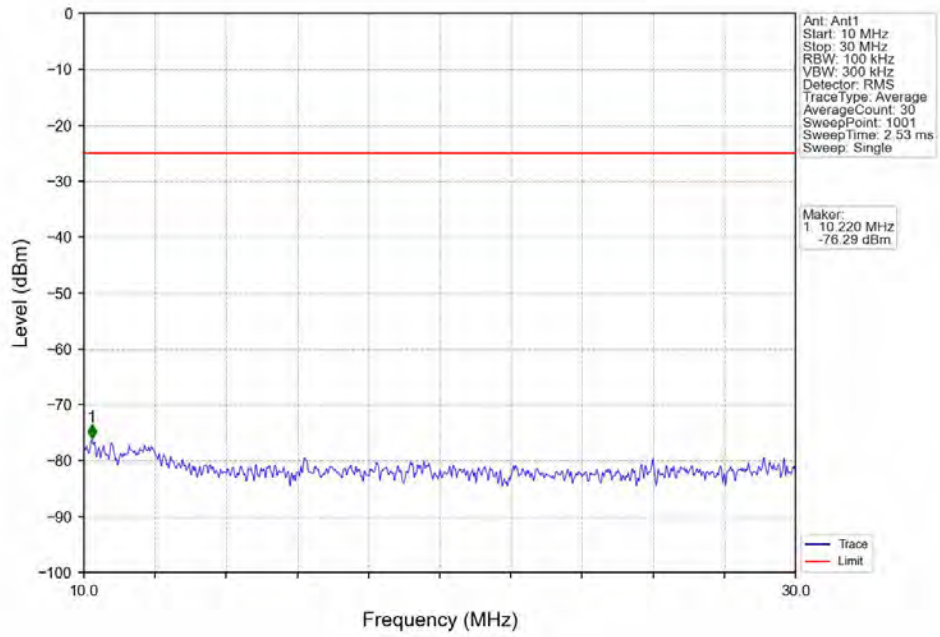
Band7 20MHz 16QAM MCH 2535MHz RB 1 0 NTNV



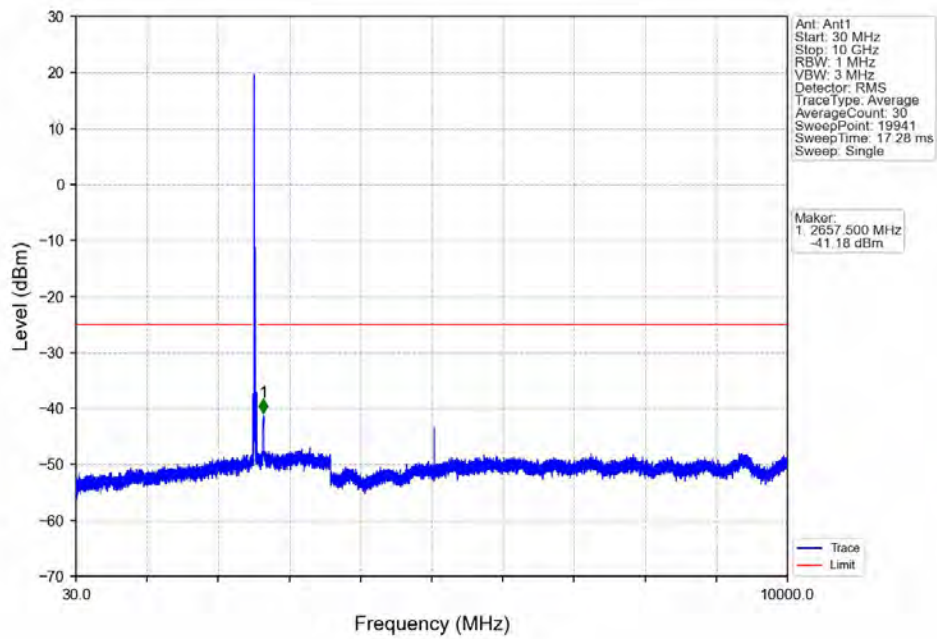
Band7 20MHz 16QAM MCH 2535MHz RB 1 0 NTNV



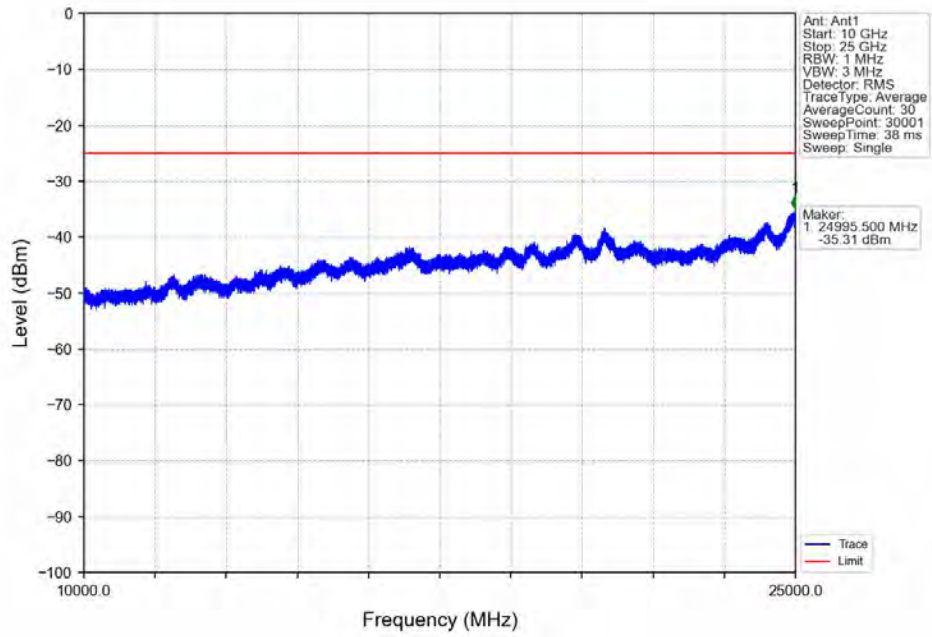
Band7\_20MHz\_16QAM\_MCH\_2535MHz\_RB\_1\_0\_NTNV



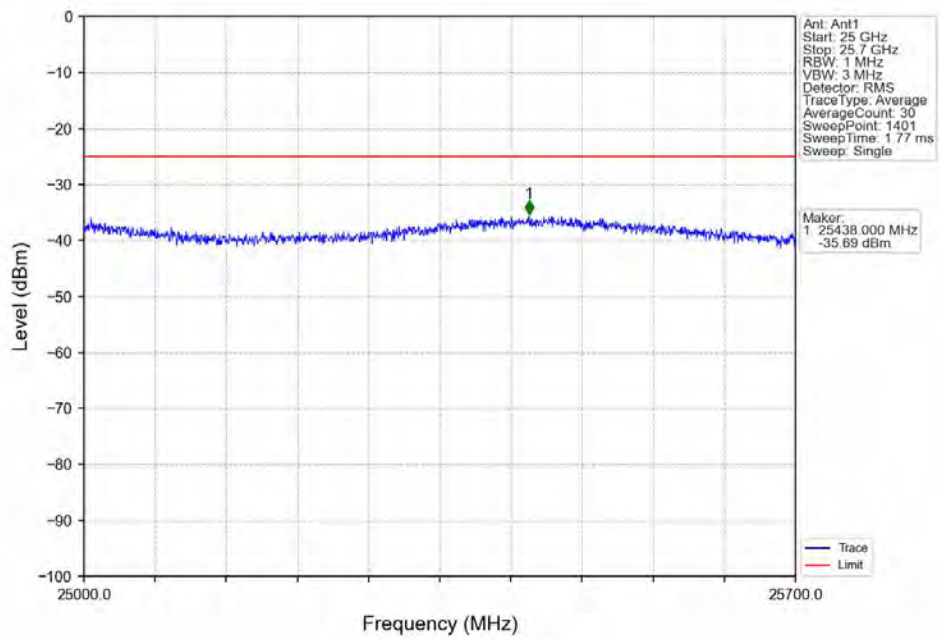
Band7\_20MHz\_16QAM\_MCH\_2535MHz\_RB\_1\_0\_NTNV



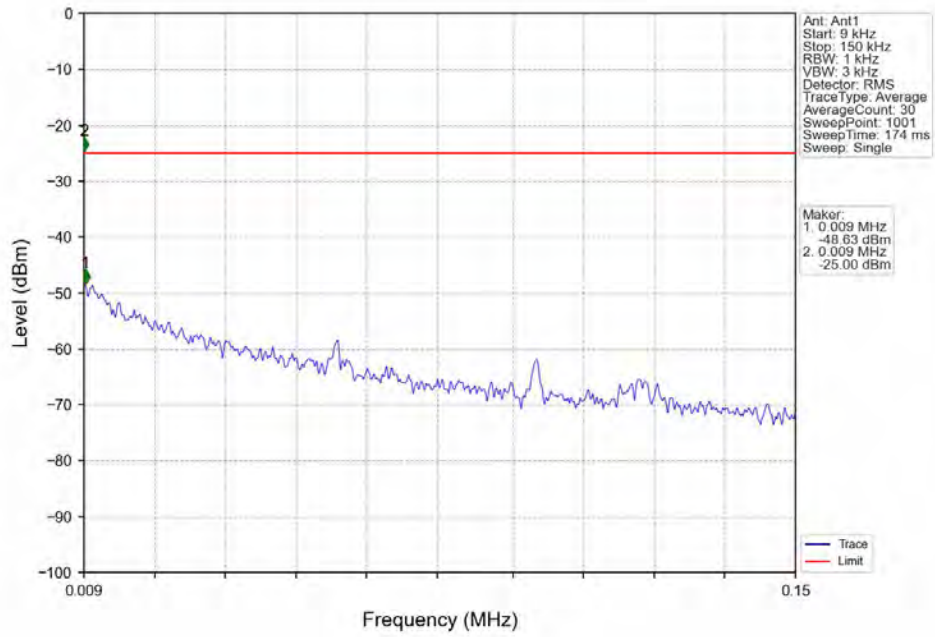
Band7\_20MHz\_16QAM\_MCH\_2535MHz\_RB\_1\_0\_NTNV



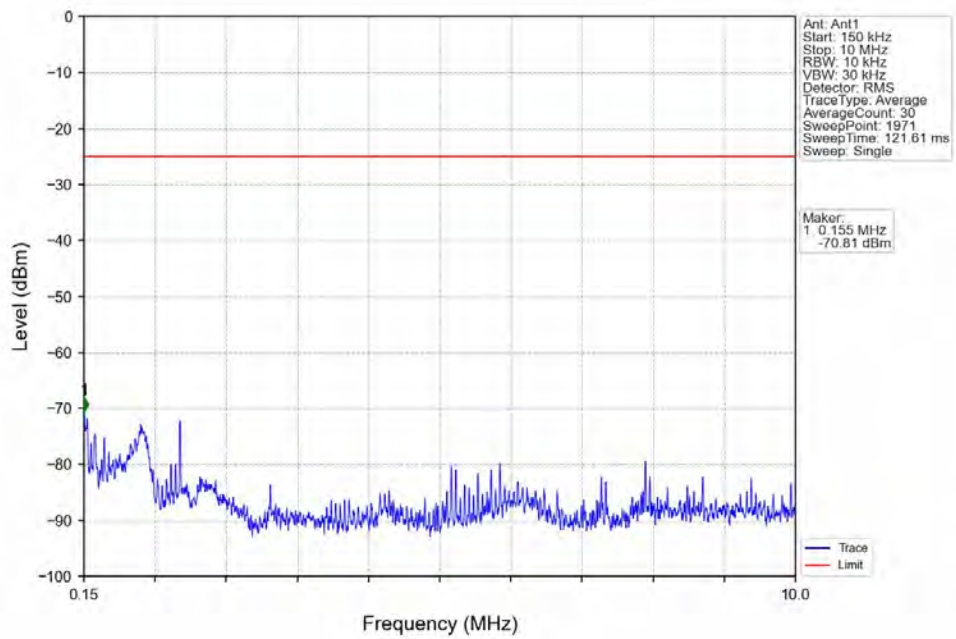
Band7\_20MHz\_16QAM\_MCH\_2535MHz\_RB\_1\_0\_NTNV



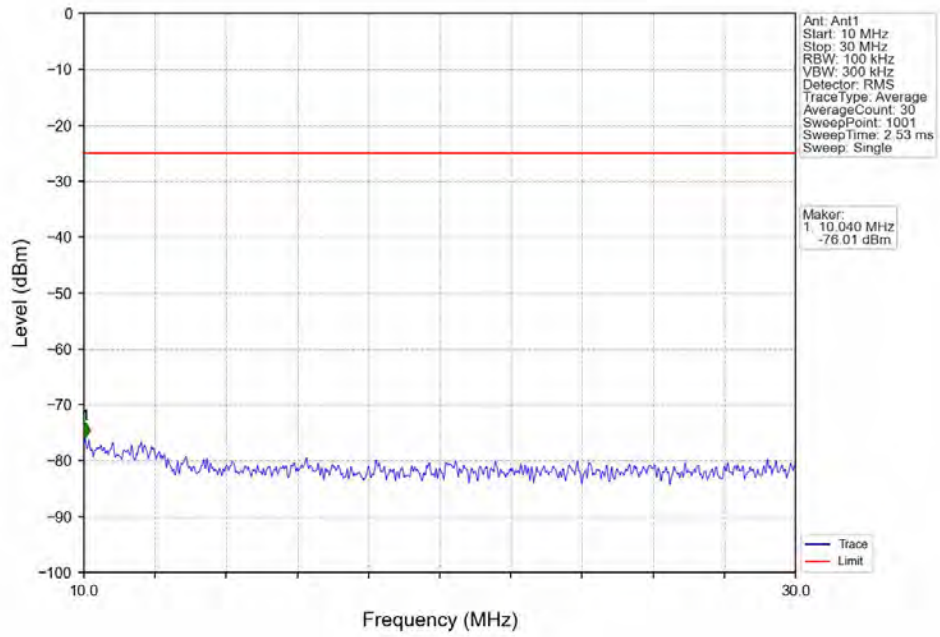
Band7 20MHz 16QAM\_HCH\_2560MHz\_RB\_1\_0\_NTNV



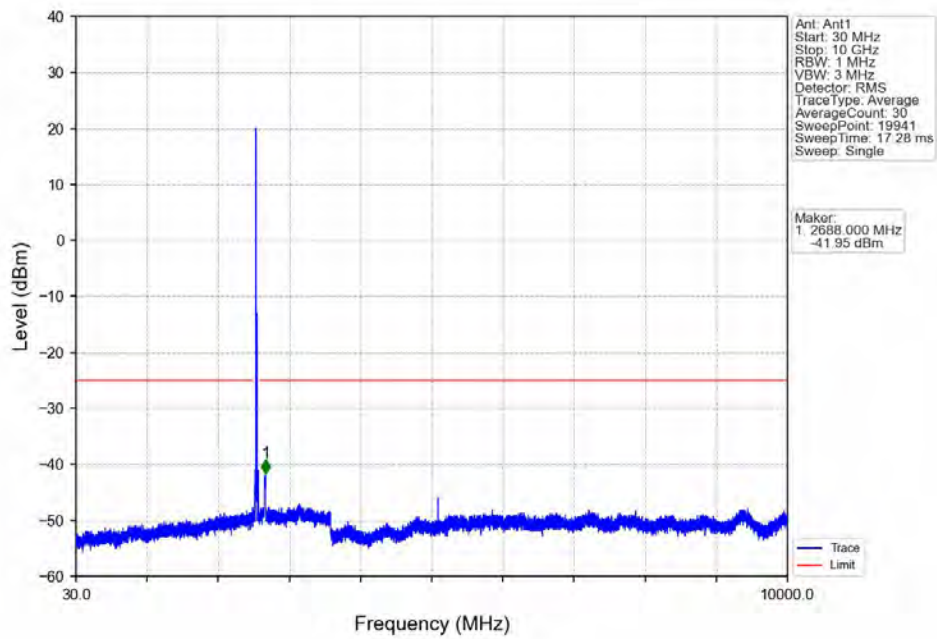
Band7 20MHz 16QAM\_HCH\_2560MHz\_RB\_1\_0\_NTNV



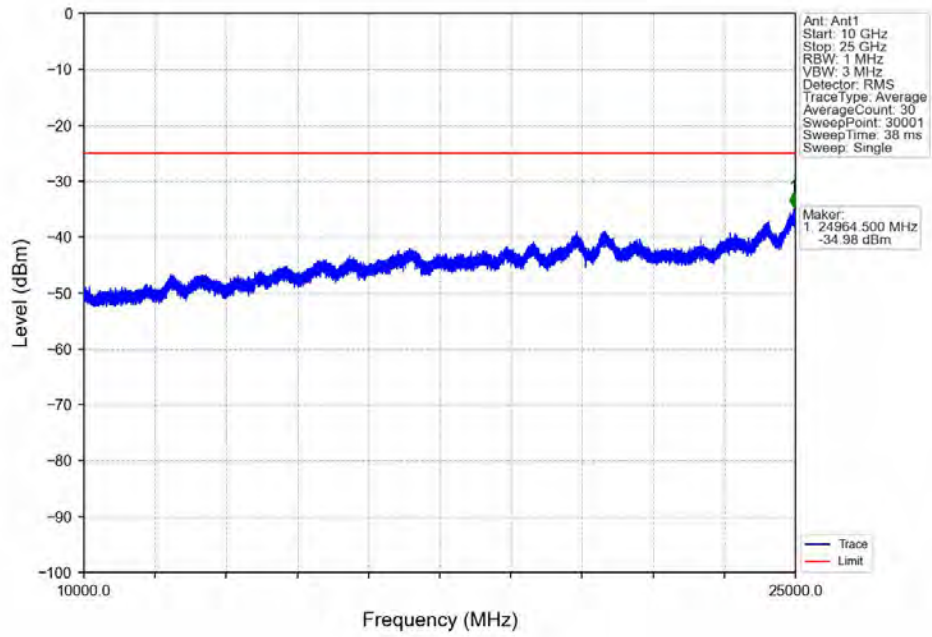
Band7 20MHz 16QAM HCH 2560MHz RB 1\_0 NTN



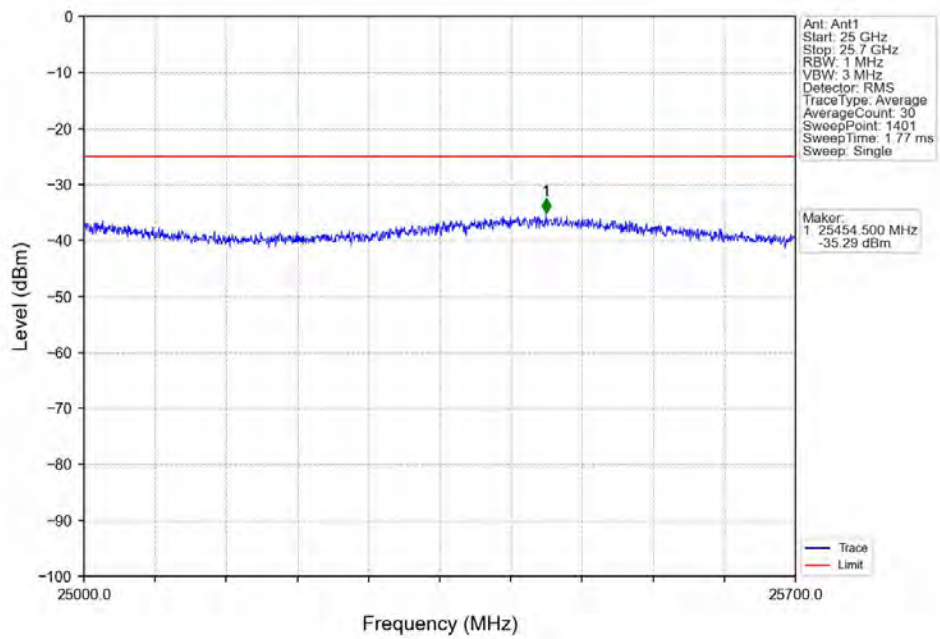
Band7 20MHz 16QAM HCH 2560MHz RB 1\_0 NTN



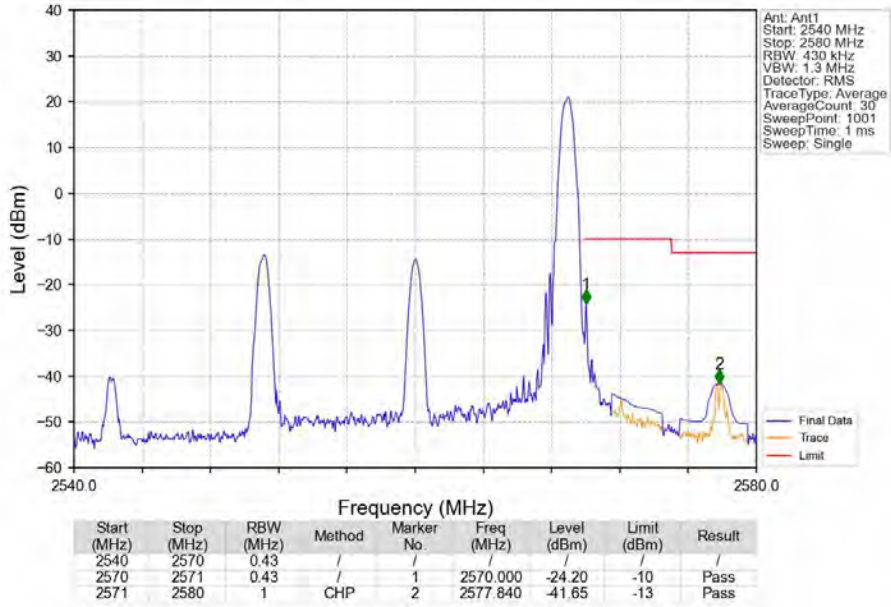
Band7 20MHz 16QAM HCH 2560MHz RB 1\_0 NTN



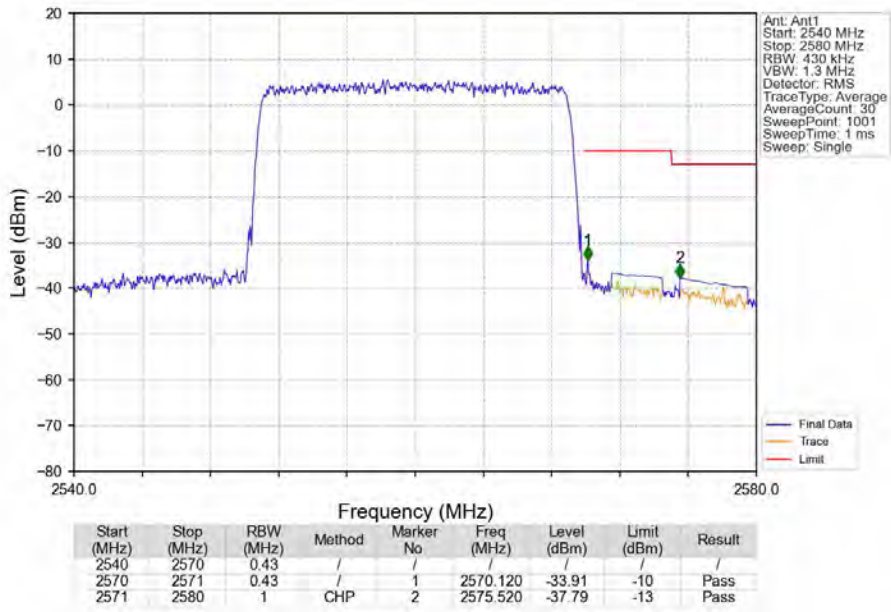
Band7 20MHz 16QAM HCH 2560MHz RB 1\_0 NTN



Band7\_20MHz\_16QAM\_HCH\_2560MHz\_RB\_1\_99\_NTV



Band7\_20MHz\_16QAM\_HCH\_2560MHz\_RB\_100\_0\_NTV



## 7. Form731

### 7.1 Form731\_Power

#### 7.1.1 Test Result

Band	BW	Lower Freq	High Freq	MAX Power (W)	Value	Hz/ppm	Emission Designator	Rule Parts	MAX Power (dBm)
7	5	2502.5	2567.5	0.1315	0.0019	ppm	4M55G7D	27M	21.19
7	5	2502.5	2567.5	0.1151	0.0017	ppm	4M56W7D	27M	20.61
7	10	2505	2565	0.1449	0.0020	ppm	9M04G7D	27M	21.61
7	10	2505	2565	0.1337	0.0019	ppm	9M05W7D	27M	21.26
7	15	2507.5	2562.5	0.1321	0.0016	ppm	13M5G7D	27M	21.21
7	15	2507.5	2562.5	0.1321	0.0018	ppm	13M5W7D	27M	21.21
7	20	2510	2560	0.1390	0.0020	ppm	18M1G7D	27M	21.43
7	20	2510	2560	0.1439	0.0021	ppm	18M1W7D	27M	21.58

## 7.2 Form731\_EIRP

#### 7.2.1 Test Result

Band	BW	Lower Freq	High Freq	MAX Power (W)	Value	Hz/ppm	Emission Designator	Rule Parts	MAX Power (dBm)
7	5	2502.5	2567.5	0.1611	0.0019	ppm	4M55G7D	27M	22.07
7	5	2502.5	2567.5	0.1409	0.0017	ppm	4M56W7D	27M	21.49
7	10	2505	2565	0.1774	0.0020	ppm	9M04G7D	27M	22.49
7	10	2505	2565	0.1637	0.0019	ppm	9M05W7D	27M	22.14
7	15	2507.5	2562.5	0.1618	0.0016	ppm	13M5G7D	27M	22.09
7	15	2507.5	2562.5	0.1618	0.0018	ppm	13M5W7D	27M	22.09
7	20	2510	2560	0.1702	0.0020	ppm	18M1G7D	27M	22.31
7	20	2510	2560	0.1762	0.0021	ppm	18M1W7D	27M	22.46