

Test Laboratory: Compliance Certification Services Inc.

80211b -Left Head wifi

DUT: wifi; Type: Wifi Phone; Serial: N/A

Communication System: IEEE 802.11b WLAN; Frequency: 2437 MHz; Duty Cycle: 1:1
Medium parameters used (interpolated): $f = 2437$ MHz; $\sigma = 1.81$ mho/m; $\epsilon_r = 39.9$; $\rho = 1000$ kg/m³
Phantom section: Left Section
Air Temperature: 24.6 deg C; Liquid Temperature: 23.6 deg C
Area Scan Find Secondary Maximum Within 2dB and with a peak SAR value greater than 0.0012W/kg

DASY4 Configuration:

- Probe: EX3DV4 - SN3554; ConvF(5.97, 5.97, 5.97);
- Sensor-Surface: 2.5mm (Mechanical Surface Detection) Sensor-Surface: 0mm (Fix Surface)
- Electronics: DAE4 Sn558; Calibrated: 2010/7/14
- Phantom: SAM 34; Type: SAM V4.0; Serial: TP-1150
- Measurement SW: DASY4, V4.7 Build 80; Postprocessing SW: SEMCAD, V1.8 Build 186

Left Cheek Middle CH6/Area Scan (6x11x1): Measurement grid: dx=15mm, dy=15mm

Maximum value of SAR (measured) = 0.644 mW/g

Left Cheek Middle CH6/Zoom Scan (7x7x9)/Cube 0:

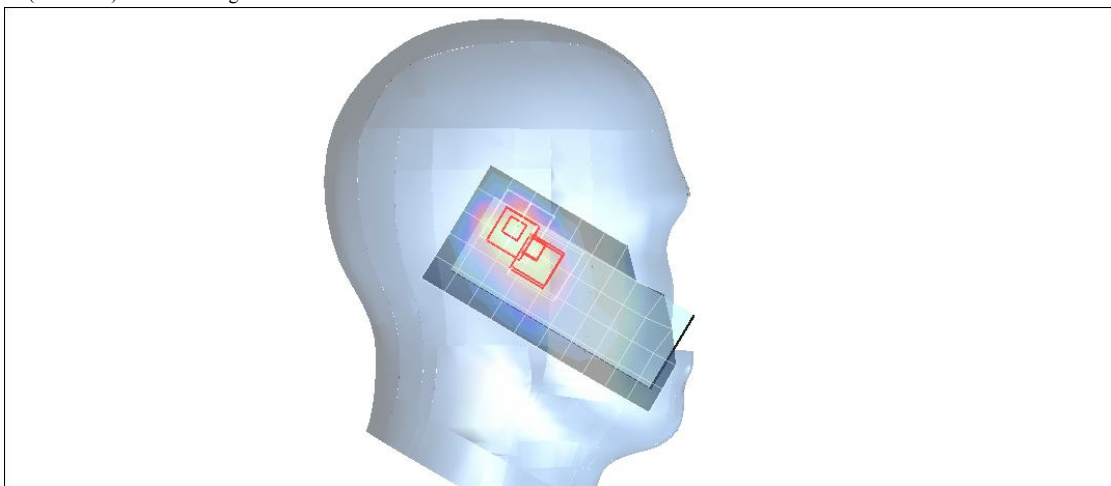
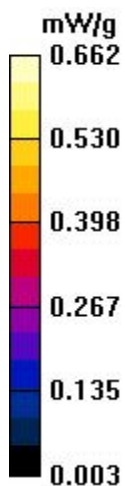
Measurement grid: dx=5mm, dy=5mm, dz=3mm
Reference Value = 17.4 V/m; Power Drift = -0.100 dB
Peak SAR (extrapolated) = 1.36 W/kg
SAR(1 g) = 0.543 mW/g; SAR(10 g) = 0.262 mW/g
Maximum value of SAR (measured) = 0.809 mW/g

Left Cheek Middle CH6/Zoom Scan (7x7x9)/Cube 1:

Measurement grid: dx=5mm, dy=5mm, dz=3mm
Reference Value = 17.4 V/m; Power Drift = -0.100 dB
Peak SAR (extrapolated) = 1.07 W/kg
SAR(1 g) = 0.421 mW/g; SAR(10 g) = 0.220 mW/g
Maximum value of SAR (measured) = 0.662 mW/g

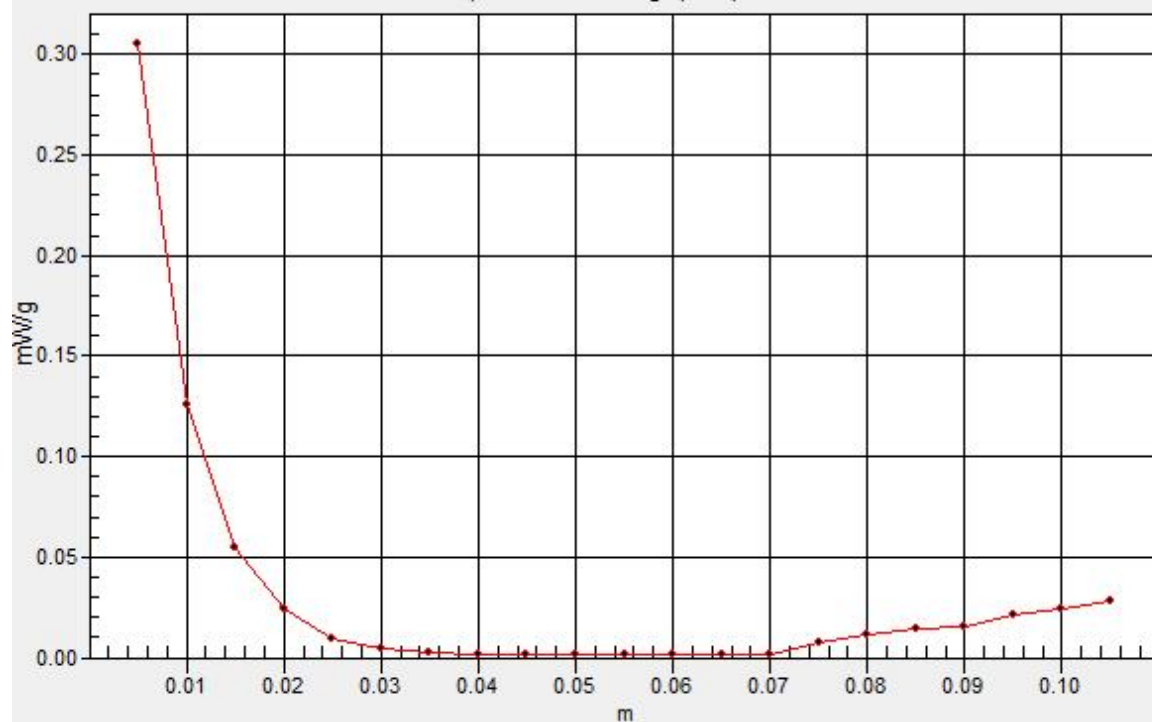
Left Cheek Middle CH6/Z Scan (1x1x21): Measurement grid: dx=20mm, dy=20mm, dz=5mm

Maximum value of SAR (measured) = 0.305 mW/g



SAR(x,y,z,f0)

SAR; Z Scan: Value Along Z, X=0, Y=0



Test Laboratory: Compliance Certification Services Inc.

80211b -Left Head wifi

DUT: wifi; Type: Wifi Phone; Serial: N/A

Communication System: IEEE 802.11b WLAN; Frequency: 2437 MHz; Duty Cycle: 1:1
Medium parameters used (interpolated): $f = 2437$ MHz; $\sigma = 1.81$ mho/m; $\epsilon_r = 39.9$; $\rho = 1000$ kg/m³
Phantom section: Left Section
Air Temperature: 24.6 deg C; Liquid Temperature: 23.6 deg C
Area Scan Find Secondary Maximum Within 2dB and with a peak SAR value greater than 0.0012W/kg

DASY4 Configuration:

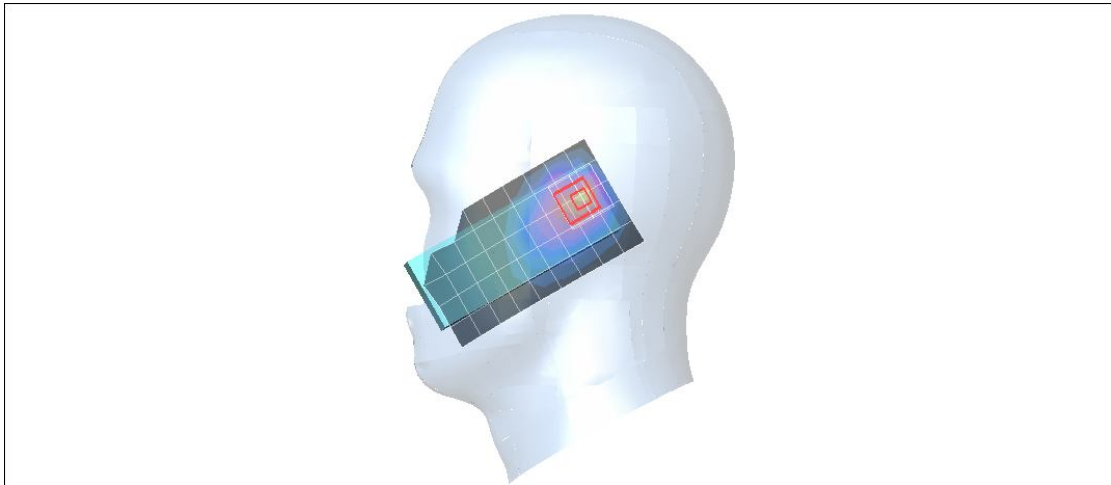
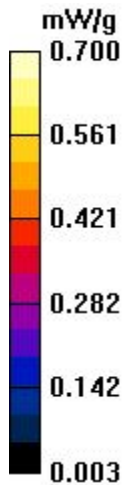
- Probe: EX3DV4 - SN3554; ConvF(5.97, 5.97, 5.97);
- Sensor-Surface: 2.5mm (Mechanical Surface Detection)
- Electronics: DAE4 Sn558; Calibrated: 2010/7/14
- Phantom: SAM 34; Type: SAM V4.0; Serial: TP-1150
- Measurement SW: DASY4, V4.7 Build 80; Postprocessing SW: SEMCAD, V1.8 Build 186

Left Tilted Middle CH6/Area Scan (6x10x1):

Measurement grid: dx=15mm, dy=15mm
Maximum value of SAR (measured) = 0.461 mW/g

Left Tilted Middle CH6/Zoom Scan (7x7x9)/Cube 0:

Measurement grid: dx=5mm, dy=5mm, dz=3mm
Reference Value = 17.3 V/m; Power Drift = -0.048 dB
Peak SAR (extrapolated) = 0.845 W/kg
SAR(1 g) = 0.398 mW/g; SAR(10 g) = 0.194 mW/g
Maximum value of SAR (measured) = 0.568 mW/g



Test Laboratory: Compliance Certification Services Inc.

80211b -Right Head wifi

DUT: wifi; Type: Wifi Phone; Serial: N/A

Communication System: IEEE 802.11b WLAN; Frequency: 2437 MHz; Duty Cycle: 1:1
Medium parameters used (interpolated): $f = 2437$ MHz; $\sigma = 1.81$ mho/m; $\epsilon_r = 39.9$; $\rho = 1000$ kg/m³
Phantom section: Right Section
Air Temperature: 24.6 deg C; Liquid Temperature: 23.6 deg C
Area Scan Find Secondary Maximum Within 2dB and with a peak SAR value greater than 0.0012W/kg

DASY4 Configuration:

- Probe: EX3DV4 - SN3554; ConvF(5.97, 5.97, 5.97);
- Sensor-Surface: 2.5mm (Mechanical Surface Detection)
- Electronics: DAE4 Sn558; Calibrated: 2010/7/14
- Phantom: SAM 34; Type: SAM V4.0; Serial: TP-1150
- Measurement SW: DASY4, V4.7 Build 80; Postprocessing SW: SEMCAD, V1.8 Build 186

Right Cheek Middle CH06/Area Scan (6x11x1):

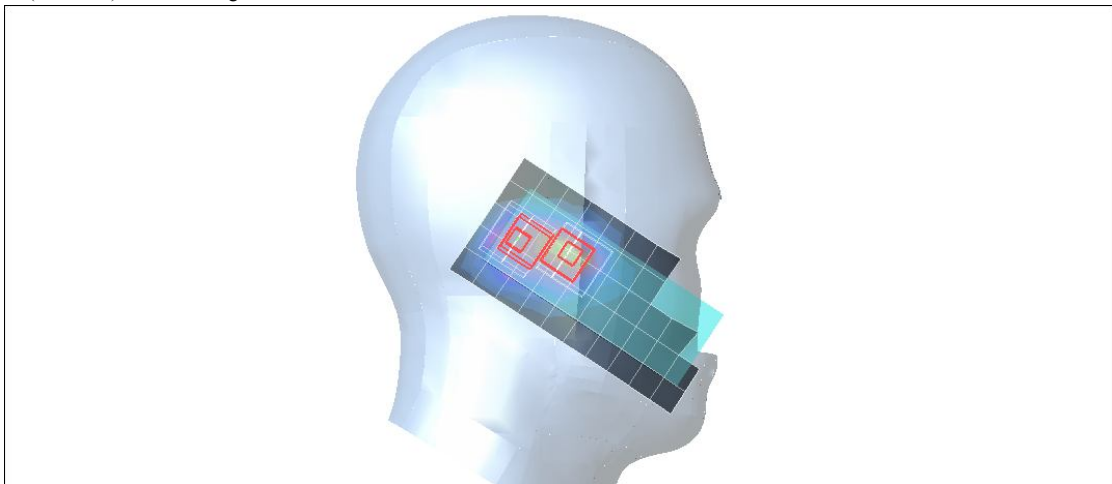
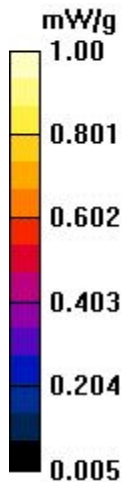
Measurement grid: dx=15mm, dy=15mm
Maximum value of SAR (measured) = 0.701 mW/g

Right Cheek Middle CH06/Zoom Scan (7x7x9)/Cube 0:

Measurement grid: dx=5mm, dy=5mm, dz=3mm
Reference Value = 18.3 V/m; Power Drift = -0.148 dB
Peak SAR (extrapolated) = 0.956 W/kg
SAR(1 g) = **0.522 mW/g**; SAR(10 g) = **0.273 mW/g**
Maximum value of SAR (measured) = 0.683 mW/g

Right Cheek Middle CH06/Zoom Scan (7x7x9)/Cube 1:

Measurement grid: dx=5mm, dy=5mm, dz=3mm
Reference Value = 18.3 V/m; Power Drift = -0.148 dB
Peak SAR (extrapolated) = 0.893 W/kg
SAR(1 g) = **0.442 mW/g**; SAR(10 g) = **0.229 mW/g**
Maximum value of SAR (measured) = 0.615 mW/g



Test Laboratory: Compliance Certification Services Inc.

80211b -Right Head wifi

DUT: wifi; Type: Wifi Phone; Serial: N/A

Communication System: IEEE 802.11b WLAN; Frequency: 2437 MHz; Duty Cycle: 1:1
Medium parameters used (interpolated): $f = 2437$ MHz; $\sigma = 1.81$ mho/m; $\epsilon_r = 39.9$; $\rho = 1000$ kg/m³
Phantom section: Right Section
Air Temperature: 24.6 deg C; Liquid Temperature: 23.6 deg C
Area Scan Find Secondary Maximum Within 2dB and with a peak SAR value greater than 0.0012W/kg

DASY4 Configuration:

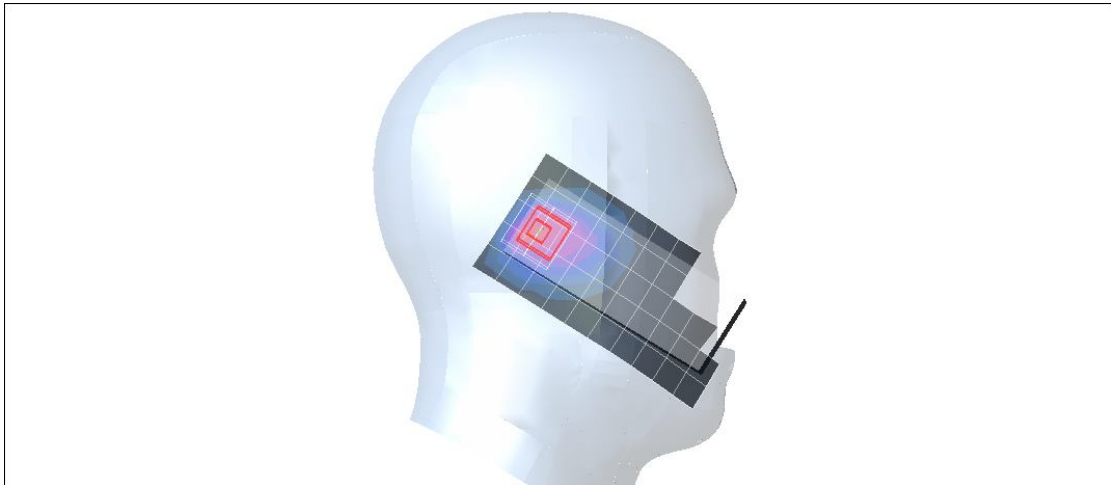
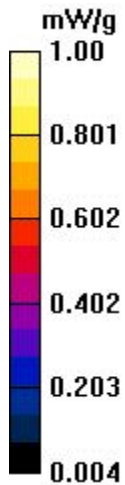
- Probe: EX3DV4 - SN3554; ConvF(5.97, 5.97, 5.97);
- Sensor-Surface: 2.5mm (Mechanical Surface Detection)
- Electronics: DAE4 Sn558; Calibrated: 2010/7/14
- Phantom: SAM 34; Type: SAM V4.0; Serial: TP-1150
- Measurement SW: DASY4, V4.7 Build 80; Postprocessing SW: SEMCAD, V1.8 Build 186

Right Tilted High CH06/Area Scan (6x11x1):

Measurement grid: dx=15mm, dy=15mm
Maximum value of SAR (measured) = 0.529 mW/g

Right Tilted High CH06/Zoom Scan (7x7x9)/Cube 0:

Measurement grid: dx=5mm, dy=5mm, dz=3mm
Reference Value = 18.0 V/m; Power Drift = -0.110 dB
Peak SAR (extrapolated) = 0.924 W/kg
SAR(1 g) = 0.447 mW/g; SAR(10 g) = 0.216 mW/g
Maximum value of SAR (measured) = 0.635 mW/g



Test Laboratory: Compliance Certification Services Inc.

80211b Body 0mm

DUT: wifi; Type: Wifi Phone; Serial: N/A

Communication System: IEEE 802.11b WLAN; Frequency: 2437 MHz; Duty Cycle: 1:1
Medium parameters used (interpolated): $f = 2437$ MHz; $\sigma = 1.9$ mho/m; $\epsilon_r = 51.8$; $\rho = 1000$ kg/m³
Phantom section: Flat Section
Air Temperature: 24.6 deg C; Liquid Temperature: 23.6 deg C
Area Scan Find Secondary Maximum Within 2dB and with a peak SAR value greater than 0.0012W/kg

DASY4 Configuration:

- Probe: EX3DV4 - SN3554; ConvF(6.12, 6.12, 6.12);
- Sensor-Surface: 2.5mm (Mechanical Surface Detection)
- Electronics: DAE4 Sn558; Calibrated: 2010/7/14
- Phantom: SAM 34; Type: SAM V4.0; Serial: TP-1150
- Measurement SW: DASY4, V4.7 Build 80; Postprocessing SW: SEMCAD, V1.8 Build 186

802.11b Body Face Up 0mm CH6/Area Scan (6x11x1):

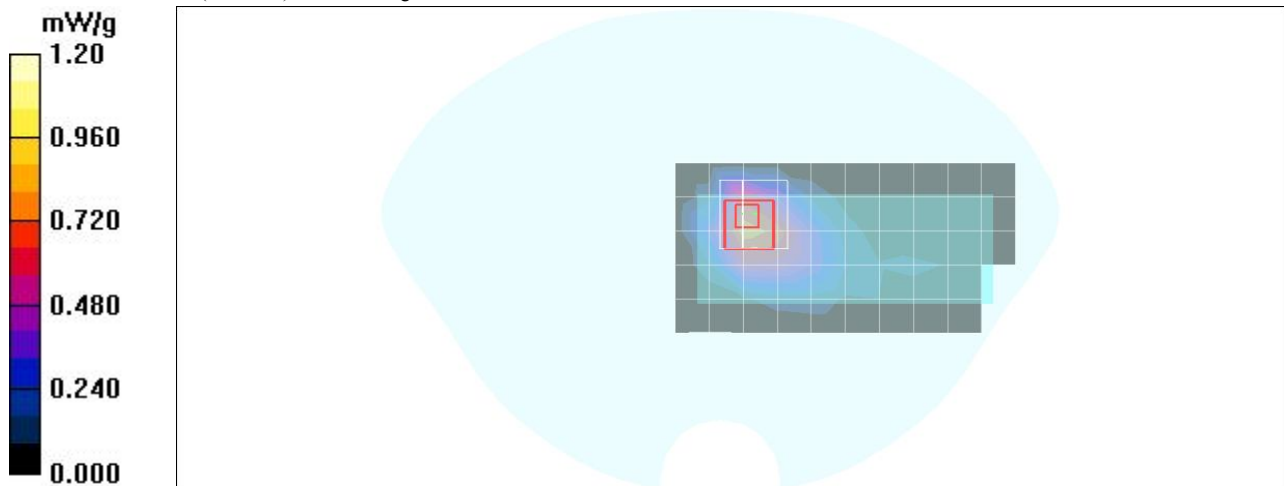
Measurement grid: dx=15mm, dy=15mm
Maximum value of SAR (measured) = 0.775 mW/g

802.11b Body Face Up 0mm CH6/Zoom Scan (7x7x9)/Cube 0:

Measurement grid: dx=5mm, dy=5mm, dz=3mm
Reference Value = 17.6 V/m; Power Drift = -0.015 dB
Peak SAR (extrapolated) = 1.73 W/kg
SAR(1 g) = 0.638 mW/g; SAR(10 g) = 0.320 mW/g
Maximum value of SAR (measured) = 0.943 mW/g

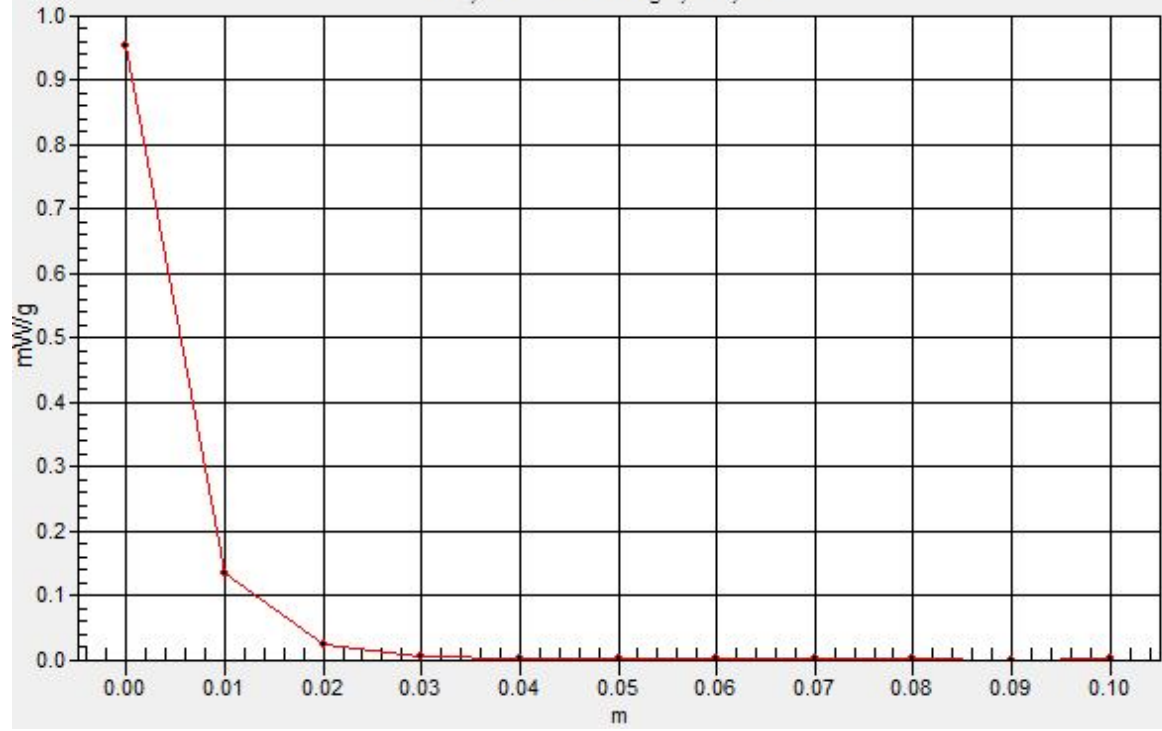
802.11b Body Face Up 0mm CH6/Z Scan (1x1x11):

Measurement grid: dx=20mm, dy=20mm, dz=10mm
Maximum value of SAR (measured) = 0.953 mW/g



SAR(x,y,z,f0)

SAR; Z Scan: Value Along Z, X=0, Y=0



Test Laboratory: Compliance Certification Services Inc.

80211b Body 0mm

DUT: wifi; Type: Wifi Phone; Serial: N/A

Communication System: IEEE 802.11b WLAN; Frequency: 2437 MHz; Duty Cycle: 1:1
Medium parameters used (interpolated): $f = 2437$ MHz; $\sigma = 1.9$ mho/m; $\epsilon_r = 51.8$; $\rho = 1000$ kg/m³
Phantom section: Flat Section
Air Temperature: 24.6 deg C; Liquid Temperature: 23.6 deg C
Area Scan Find Secondary Maximum Within 2dB and with a peak SAR value greater than 0.0012W/kg

DASY4 Configuration:

- Probe: EX3DV4 - SN3554; ConvF(6.12, 6.12, 6.12);
- Sensor-Surface: 2.5mm (Mechanical Surface Detection)
- Electronics: DAE4 Sn558; Calibrated: 2010/7/14
- Phantom: SAM 34; Type: SAM V4.0; Serial: TP-1150
- Measurement SW: DASY4, V4.7 Build 80; Postprocessing SW: SEMCAD, V1.8 Build 186

802.11b Body Face Down 0mm CH6/Area Scan (6x11x1): Measurement grid: dx=15mm, dy=15mm

Maximum value of SAR (measured) = 0.725 mW/g

802.11b Body Face Down 0mm CH6/Zoom Scan (7x7x9)/Cube 0:

Measurement grid: dx=5mm, dy=5mm, dz=3mm
Reference Value = 13.1 V/m; Power Drift = -0.020 dB
Peak SAR (extrapolated) = 1.18 W/kg
SAR(1 g) = 0.539 mW/g; SAR(10 g) = 0.273 mW/g
Maximum value of SAR (measured) = 0.747 mW/g

