

Test Laboratory: Compliance Certification Services Inc.

## D2450V2 SN-728 Head

**DUT: Dipole 2450 MHz; Type: D2450V2; Serial: 728**

Communication System: CW2450; Frequency: 2450 MHz; Duty Cycle: 1:1  
Medium parameters used (interpolated):  $f = 2450$  MHz;  $\sigma = 1.84$  mho/m;  $\epsilon_r = 39.8$ ;  $\rho = 1000$  kg/m<sup>3</sup>  
Phantom section: Flat Section  
Air Temperature: 24.6 deg C; Liquid Temperature: 23.6 deg C  
Area Scan Find Secondary Maximum Within 2dB and with a peak SAR value greater than 0.0012W/kg

### DASY4 Configuration:

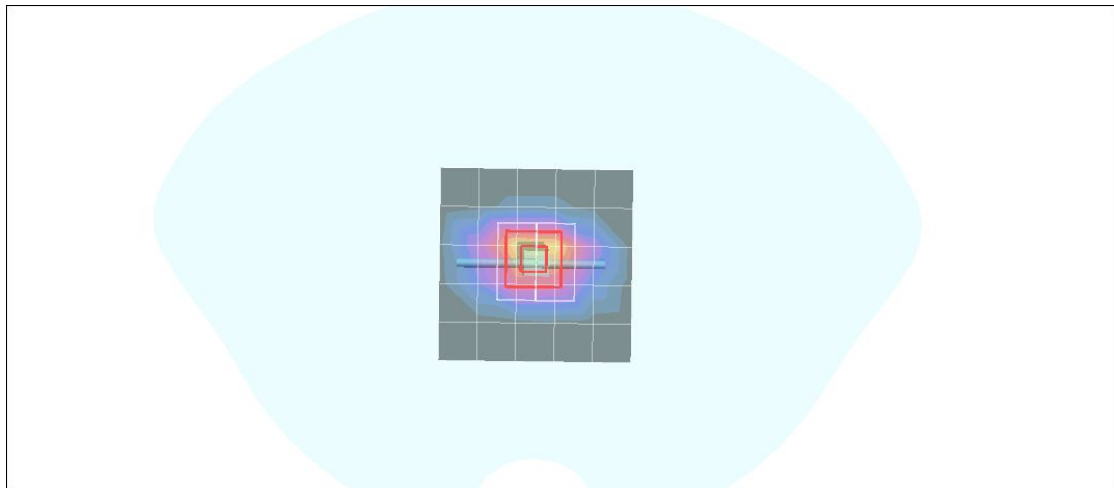
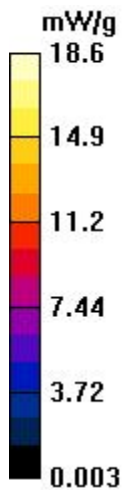
- Probe: EX3DV4 - SN3554; ConvF(5.97, 5.97, 5.97);
- Sensor-Surface: 2.5mm (Mechanical Surface Detection)
- Electronics: DAE4 Sn558; Calibrated: 2010/7/14
- Phantom: SAM 34; Type: SAM V4.0; Serial: TP-1150
- Measurement SW: DASY4, V4.7 Build 80; Postprocessing SW: SEMCAD, V1.8 Build 186

**Pin=250mW,d=10mm/Area Scan (6x6x1):** Measurement grid: dx=15mm, dy=15mm  
Maximum value of SAR (measured) = 13.6 mW/g

### Pin=250mW,d=10mm/Zoom Scan (7x7x7)/Cube 0:

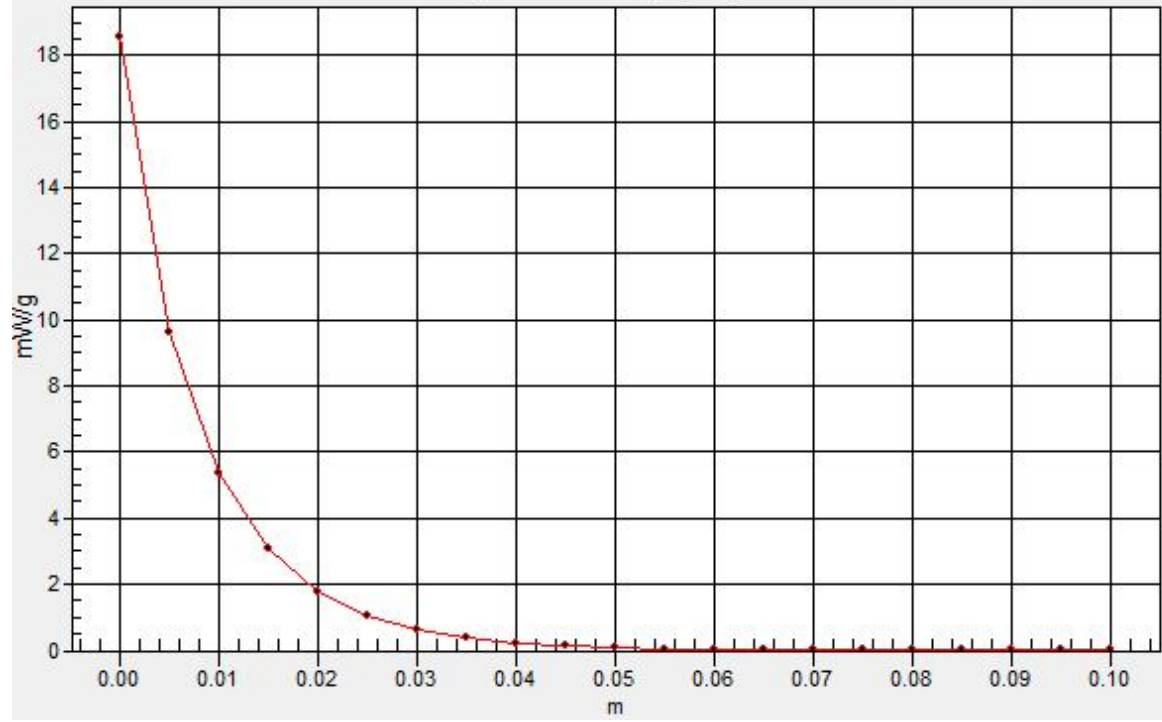
Measurement grid: dx=5mm, dy=5mm, dz=5mm  
Reference Value = 100.5 V/m; Power Drift = -0.025 dB  
Peak SAR (extrapolated) = 24.4 W/kg  
**SAR(1 g) = 13.2 mW/g; SAR(10 g) = 6.22 mW/g**  
Maximum value of SAR (measured) = 18.1 mW/g

**Pin=250mW,d=10mm/Z Scan (1x1x21):** Measurement grid: dx=20mm, dy=20mm, dz=5mm  
Maximum value of SAR (measured) = 18.1 mW/g



# SAR(x,y,z,f0)

SAR; Z Scan: Value Along Z, X=0, Y=0



Test Laboratory: Compliance Certification Services Inc.

## D2450V2 SN-728 Body

**DUT: Dipole 2450 MHz; Type: D2450V2; Serial: 728**

Communication System: CW2450; Frequency: 2450 MHz; Duty Cycle: 1:1  
Medium parameters used:  $f = 2450$  MHz;  $\sigma = 1.92$  mho/m;  $\epsilon_r = 51.7$ ;  $\rho = 1000$  kg/m<sup>3</sup>  
Phantom section: Flat Section  
Air Temperature: 24.6 deg C; Liquid Temperature: 23.6 deg C  
Area Scan Find Secondary Maximum Within 2dB and with a peak SAR value greater than 0.0012W/kg

### DASY4 Configuration:

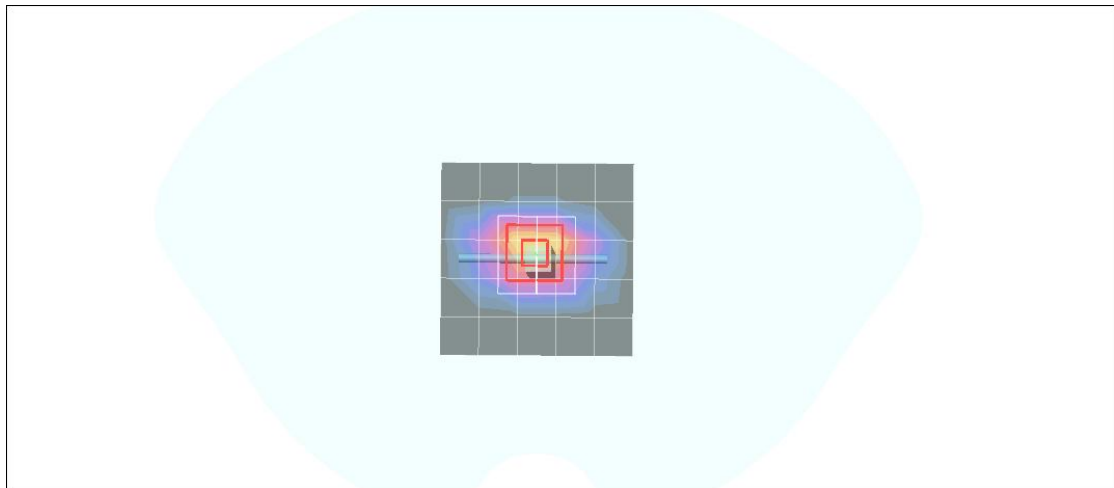
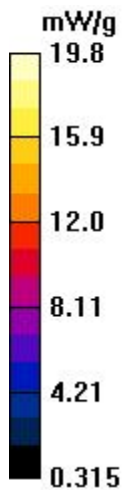
- Probe: EX3DV4 - SN3554; ConvF(6.12, 6.12, 6.12);
- Sensor-Surface: 2.5mm (Mechanical Surface Detection)
- Electronics: DAE4 Sn558; Calibrated: 2010/7/14
- Phantom: SAM 34; Type: SAM V4.0; Serial: TP-1150
- Measurement SW: DASY4, V4.7 Build 80; Postprocessing SW: SEMCAD, V1.8 Build 186

**Pin=250mW,d=10mm/Area Scan (6x6x1):** Measurement grid: dx=15mm, dy=15mm  
Maximum value of SAR (measured) = 114.9 mW/g

### Pin=250mW,d=10mm/Zoom Scan (7x7x7)/Cube 0:

Measurement grid: dx=5mm, dy=5mm, dz=5mm  
Reference Value = 99.9 V/m; Power Drift = -0.052 dB  
Peak SAR (extrapolated) = 25.5 W/kg  
**SAR(1 g) = 13.4 mW/g; SAR(10 g) = 6.35 mW/g**  
Maximum value of SAR (measured) = 19 mW/g

**Pin=250mW,d=10mm/Z Scan (1x1x21):** Measurement grid: dx=20mm, dy=20mm, dz=5mm  
Maximum value of SAR (measured) = 19.3 mW/g



# SAR(x,y,z,f0)

SAR; Z Scan: Value Along Z, X=0, Y=0

