

Full HD
Video

for
HDMI

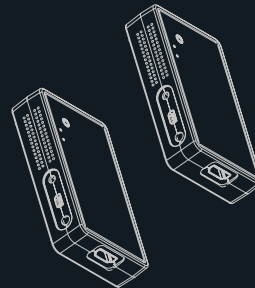
Low
Latency

Plug
& Play

Compact
Size

WIRELESS HD Video

Transmission Solution



EU Environmental Protection

Waste electrical products should not be disposed of with household waste. Please recycle where facilities exist. Check with your local authority or retailer for recycling advice.



USER MANUAL

This user manual applies to:
Wireless HD Video Transmitter
CH7970/4970




Version: 1.0
2014.09

Important Information

Please read this user manual before you use this product, it contains all the notes and important things regarding operating this product. In accordance with the safety precautions and operating instructions listed on this user manual, our applies provided the product is handled properly for its intended use, but may not apply to below cases:

- Repairs or product modification and alterations have been executed by unauthorized personnel.
- The damages are caused by accidents including but not limited to lightning, fire, exposed to rain or water, and moisture.
- Do not use provided power adapter with specific power voltage which are not compliant with the rated voltage range in the attached label of the power adapter in package.
- The model label on the product has been modified or the warranty tag has been removed by unauthorized personnel.

Safety Precaution

 Danger! High voltage	To reduce the risks of electricity, do not remove or open the cover. No user-serviceable parts are inside. Please return to original factory for maintenance
 Beware of hot surfaces!	The high temperature in the process of operating the device may cause the high risk of scalding.
 Caution!	Please use our standard power adapter. Detailed information Please refer to the rated voltage range showed on the label at the back of package's power adapter.

Danger: Be careful with electricity.

- As connecting any equipment (such as any player or TV , etc.), please turn off the power to the product before any operation is undertaken.
- Power outlet: To prevent electric shock or fire, short circuit, please make sure the type of electrical plug used on the receiver's and transmitter's power cord are compliant with the rated voltage range in the attached label of the power adapter in package.
- Power cord: Do not place any heavy articles above on the power cord. To avoid being stepped on or pinched by heavy items, the power cord should not be located on the place where people pass by frequently.
- Power overloading: Avoid overloading wall's electrical outlets and extension cord or other multi-socket; otherwise could result in electric shock or fire.
- Lightning: For protection from lightning or when the product is left unattended for a long period, please disconnect it from the power source.
- Please disconnect the power cord from the power outlet when you are not using the receiver and transmitter, this will reduce the risk of electric shock or fire.

Warning

- This product should not be exposed to dripping or splashing. Do not place any object filled with liquid on the product(eg. vases).
- To avoid electric shock, please do not block or stick anything on the air vent of product; do not remove the cover or put the object just like pins, steel wire into the gap of the air vent.
- Please place the receiver/ transmitter on a flat with hard and stable surface.
- Ventilation: please do not block the air vents on the receiver/transmitter or place any heavy object on top of them . Blocking the air flow can damage the product itself. Please make sure that there is adequate ventilation distance between the receiver and TV, and also put the product away from direct sunlight or any source of heat.
- Water Exposure: To reduce the risk of electric shock or fire , please do not expose the receiver/transmitter to rain or moisture.
- We assume no responsibility for any damage or result caused by using other adapters instead of our standard adapters

Special Notice

- Although the product has provided the function of data encryption when transmitting, you still need to pay attention to deliberate signal interception. There will be the Possibility of a third party intentionally intercept the transmission signal since the product adopt wireless communication. Please do not use the product on confidential and important communications, or life-related communications The main concern is that the content of wireless communication might be received by the third party's wireless devices deliberately or accidentally.
- The impact of radio waves (such as the following environment may cause the abnormal audio and video(blocked image, noise ...etc.).
 - 1) Transmit near the wall which is hard for the radio waves to get through.
 - 2) Quite close to the refrigerator, metal fitment and appliances, or next to the crowded situation.
- This product has been tested and manufactured to comply with national electrical safety rules, however, there will be noise caused by the interference with other machines in rare cases. If the interference is happened, please keep a certain distance away from other machines.
- The product is susceptible to interference from 5GHz wireless local area network or other wireless devices.
- Optimal range between transmitter and receiver is between 1 meter and 50 meters within line of sight indoor.
- Please do not set up the transmitter and receiver in metal shelf, or it will hinder the wireless communications.
- 1080P/60 Hz Wireless transmitting.
- It will take 30~40 seconds to boot the system before wireless communication start, the media receiver can not be operated during this time.

CONTENTS

Foreword	02
Brief Introduction	02
Features	02
Structure & Interface	03
Wireless HD Video Transmitter CH7970/4970	03
Packing List	04
Product Installation Instruction	04
Specification	08
Indication	09
Troubleshooting	10



Foreword

- Please read this manual carefully before you use this product and retain it properly for future reference.

- If there is any doubt or difficulty in the process of product usage, please feel free to contact us or the dealer.

- The company reserves the authority to amend the specification.

Brief Introduction

This wireless HD Video solution enables wireless transmission of video/audio from any HDMI video source such as PC/HDTV to display devices includes HDTV/HD Monitor over the 5GHz band, with very low latency.

It does not require any special configuration or software driver installation - simply connect the transmitter to the HDMI output of the video source and the receiver to the HDMI input of the Panel/TV/Monitor. Its Plug & Play operation makes it the ultimate solution for the most demanding indoor/outdoor professional environments.

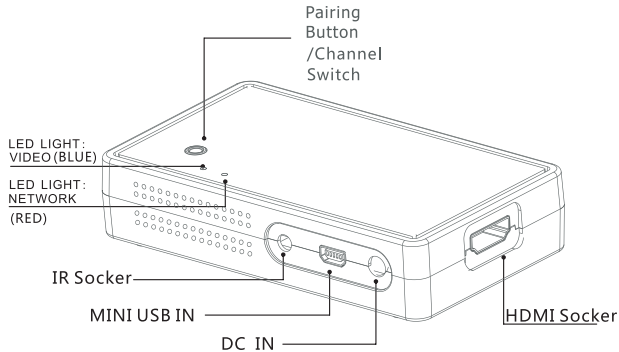
This solution is widely applicable to family entertainments, office presentation, lecture, education, medical treatment, party, conference, etc.

Features

- Support HD devices with HDMI input/output, include Blu-ray player, DVD player, PC, laptop, HDTV, etc.
- 5GHz Wireless HD video transmission
Support multi resolution up to 1080P
- HDMI Input/Output, support multi devices with HDMI
- Low latency - < 100ms
- Effective range: 50m (Line of sight)
- WPS transmitter – receiver pairing
- Plug & Play – full hardware design, no software is required
- AES128/256 Encryption

Structure & Interface

Wireless HD Video Transmitter CH7970/4970



1. DC Power:

Power socket for DC adapter.

2. HDMI IN:

Connect to HD Video source device such as DSLR/DV, Blu-ray Player, Laptop, HDTV, etc.

3. USB:

USB socket for upgrading.

4. Pairing:

For devices pairing, use a pinpoint to press for about 5 seconds then release, the devices will be pairing.

Channel Switch: Press to change the channel

5. LED indicators:

RED for Networking; Blue for Video

6. IR Socker

Connect with IR extension connector.

Frequency
5GHz

Range
50m

Latency
<100ms

Support
1080p Full-HD

Packing List

Please check the packing list carefully, if any parts is missed, please contact your dealer. Components of all models are subject to the following packing list.



Product Installation

1. Locate the Wireless HD Video Transmitter respectively on the base. *To avoid interference from other devices, please do not place any barriers near to the devices.