


14 Exhibit B - Test Setup Photographs

14.1 Radiated Emission below 1 GHz Front View @ 3 Meters




14.2 Radiated Emission below 1 GHz Rear View @ 3 Meters






14.3 Radiated Emission above 1 GHz Front View @ 3 Meters



14.4 Radiated Emission above 1 GHz Front View @ 3 Meters



14.5 AC Line Conducted Emission Front View - PoE**14.6 AC Line Conducted Emission Side View - PoE**

14.7 AC Line Conducted Emission Front View – Power AC/DC Adaptor**14.8 AC Line Conducted Emission Side View - Power AC/DC Adaptor**