

TEST REPORT

Product : Bluetooth Headphone
Trade mark : skullcandy
Model/Type reference : HESH 2.0 WIRELESS
Serial Number : N/A
Report Number : EED32H001034
FCC ID : Y22-SK20130015
Date of Issue : Aug. 20, 2015
Test Standards : 47 CFR Part 15 Subpart C (2014)
Test result : PASS

Prepared for:

Skullcandy, Inc

1441 W. UTE BLVD. SUITE 250 PARK CITY, UT 84098 USA

Prepared by:

Centre Testing International Group Co., Ltd.

Hongwei Industrial Zone, Bao'an 70 District,

Shenzhen, Guangdong, China

TEL: +86-755-3368 3668

FAX: +86-755-3368 3385

Tested by:

Ware Xin

Reviewed by:

Kevin Lan

Approved by:

Sheek Luo

Date:

Aug. 20, 2015

Sheek Luo

Lab supervisor

Check No.: 2211429246



2 Version

Version No.	Date	Description
00	Aug. 20, 2015	Original

3 Test Summary

Test Item	Test Requirement	Test method	Result
Antenna Requirement	47 CFR Part 15 Subpart C Section 15.203/15.247 (c)	ANSI C63.10-2013	PASS
AC Power Line Conducted Emission	47 CFR Part 15 Subpart C Section 15.207	ANSI C63.10-2013	PASS
Conducted Peak Output Power	47 CFR Part 15 Subpart C Section 15.247 (b)(1)	ANSI C63.10-2013	PASS
20dB Occupied Bandwidth	47 CFR Part 15 Subpart C Section 15.247 (a)(1)	ANSI C63.10-2013	PASS
Carrier Frequencies Separation	47 CFR Part 15 Subpart C Section 15.247 (a)(1)	ANSI C63.10-2013	PASS
Hopping Channel Number	47 CFR Part 15 Subpart C Section 15.247 (b)	ANSI C63.10-2013	PASS
Dwell Time	47 CFR Part 15 Subpart C Section 15.247 (a)(1)	ANSI C63.10-2013	PASS
Pseudorandom Frequency Hopping Sequence	47 CFR Part 15 Subpart C Section 15.247(b)(4)&TCB Exclusion List (7 July 2002)	ANSI C63.10-2013	PASS
RF Conducted Spurious Emissions	47 CFR Part 15 Subpart C Section 15.247(d)	ANSI C63.10-2013	PASS
Radiated Spurious emissions	47 CFR Part 15 Subpart C Section 15.205/15.209	ANSI C63.10-2013	PASS

Test according to ANSI C63.4-2014 & ANSI C63.10-2013.

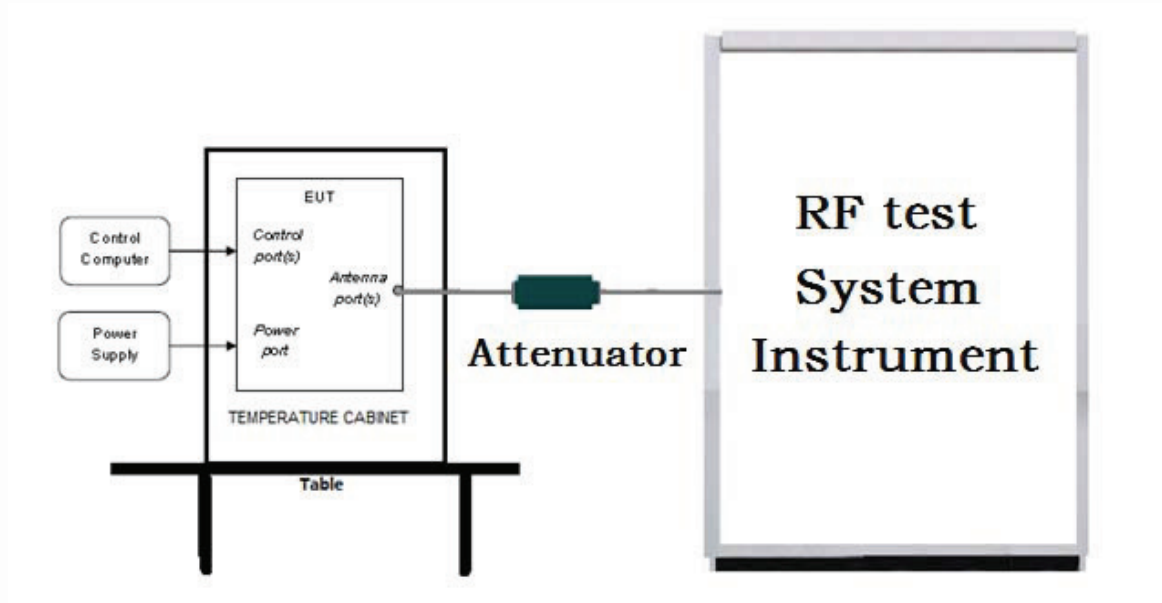
4 Content

1	COVER PAGE.....	1
2	VERSION.....	2
3	TEST SUMMARY.....	3
4	CONTENT.....	4
5	TEST REQUIREMENT.....	5
5.1	TEST SETUP.....	5
5.1.1	For Conducted test setup.....	5
5.1.2	For Radiated Emissions test setup.....	5
5.1.3	For Conducted Emissions test setup.....	6
5.2	TEST ENVIRONMENT.....	6
5.3	TEST CONDITION.....	6
6	GENERAL INFORMATION.....	7
6.1	CLIENT INFORMATION.....	7
6.2	GENERAL DESCRIPTION OF EUT.....	7
6.3	PRODUCT SPECIFICATION SUBJECTIVE TO THIS STANDARD.....	7
6.4	DESCRIPTION OF SUPPORT UNITS.....	8
6.5	TEST LOCATION.....	8
6.6	TEST FACILITY.....	8
6.7	DEVIATION FROM STANDARDS.....	9
6.8	ABNORMALITIES FROM STANDARD CONDITIONS.....	9
6.9	OTHER INFORMATION REQUESTED BY THE CUSTOMER.....	9
6.10	MEASUREMENT UNCERTAINTY (95% CONFIDENCE LEVELS, K=2).....	10
7	EQUIPMENT LIST.....	11
8	RADIO TECHNICAL REQUIREMENTS SPECIFICATION.....	13
	Appendix A) 20dB Occupied Bandwidth.....	14
	Appendix B) Carrier Frequency Separation.....	18
	Appendix C) Dwell Time.....	22
	Appendix D) Hopping Channel Number.....	26
	Appendix E) Conducted Peak Output Power.....	28
	Appendix F) Band-edge for RF Conducted Emissions.....	32
	Appendix G) RF Conducted Spurious Emissions.....	36
	Appendix H) Pseudorandom Frequency Hopping Sequence.....	43
	Appendix I) Antenna Requirement.....	44
	Appendix J) AC Power Line Conducted Emission.....	45
	Appendix K) Restricted bands around fundamental frequency (Radiated)/Radiated Spurious Emissions.....	48
	PHOTOGRAPHS OF TEST SETUP.....	52
	PHOTOGRAPHS OF EUT CONSTRUCTIONAL DETAILS.....	54

5 Test Requirement

5.1 Test setup

5.1.1 For Conducted test setup



5.1.2 For Radiated Emissions test setup

Radiated Emissions setup:

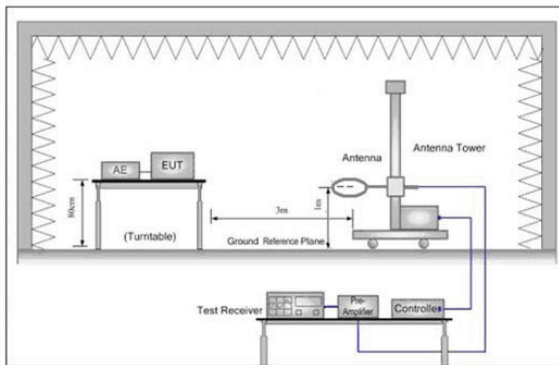


Figure 1. Below 30MHz

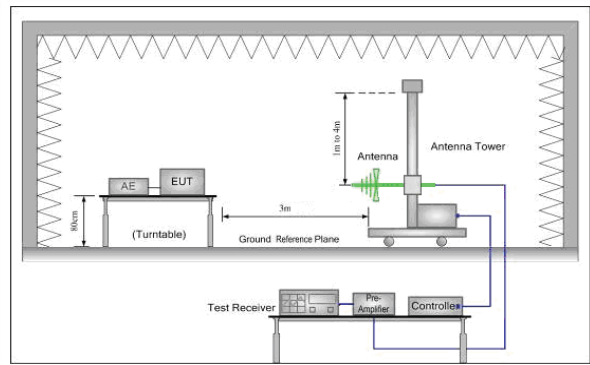


Figure 2. 30MHz to 1GHz

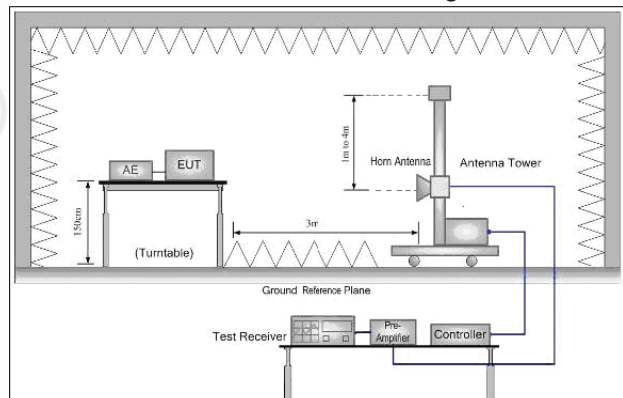
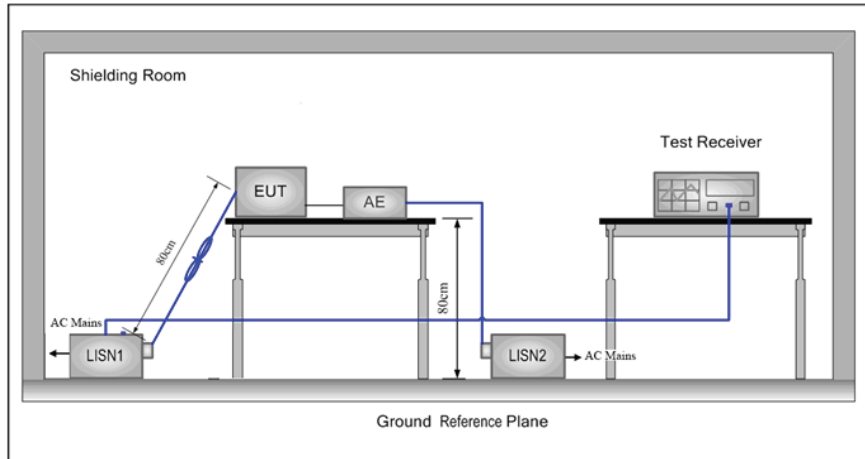


Figure 3. Above 1GHz

5.1.3 For Conducted Emissions test setup Conducted Emissions setup



5.2 Test Environment

Operating Environment:	
Temperature:	25.0 °C
Humidity:	53 % RH
Atmospheric Pressure:	995mbar

5.3 Test Condition

Test Mode	Tx/Rx	RF Channel		
		Low(L)	Middle(M)	High(H)
GFSK/π/4DQPSK/ 8DPSK(DH1,DH3,DH5)	2402MHz ~2480 MHz	Channel 1	Channel 40	Channel79
		2402MHz	2441MHz	2480MHz

6 General Information

6.1 Client Information

Applicant:	Skullcandy, Inc.
Address of Applicant:	1441 W. UTE BLVD. SUITE 250 PARK CITY, UT 84098 USA
Manufacturer:	Skullcandy, Inc.
Address of Manufacturer:	1441 W. UTE BLVD. SUITE 250 PARK CITY, UT 84098 USA
Factory:	Shenzhen Grandsun Electronic Co., Ltd
Address of Factory:	Pingdi Gaoqiao Industry Zone, Longgang District, Shenzhen, China

6.2 General Description of EUT

Product Name:	Bluetooth Headphone
Model No.(EUT):	HESH 2.0 WIRELESS
Trade mark:	skullcandy
EUT Supports Radios application:	Bluetooth V3.0+EDR
Power Supply:	Input: 5V $\overline{\text{---}}$ 500mA, Class III
Sample Received Date:	Aug. 03, 2015
Sample tested Date:	Aug. 03, 2015 to Aug. 20, 2015

6.3 Product Specification subjective to this standard

Operation Frequency:	2402MHz~2480MHz
Bluetooth Version:	3.0+EDR
Modulation Technique:	Frequency Hopping Spread Spectrum(FHSS)
Modulation Type:	GFSK, $\pi/4$ DQPSK, 8DPSK
Number of Channel:	79
Hopping Channel Type:	Adaptive Frequency Hopping systems
Sample Type:	Portable production
Antenna Type:	Integral
Antenna Gain:	0dBi
Test Voltage:	DC 3.7V

Operation Frequency each of channel

Channel	Frequency	Channel	Frequency	Channel	Frequency	Channel	Frequency
1	2402MHz	21	2422MHz	41	2442MHz	61	2462MHz
2	2403MHz	22	2423MHz	42	2443MHz	62	2463MHz
3	2404MHz	23	2424MHz	43	2444MHz	63	2464MHz
4	2405MHz	24	2425MHz	44	2445MHz	64	2465MHz
5	2406MHz	25	2426MHz	45	2446MHz	65	2466MHz
6	2407MHz	26	2427MHz	46	2447MHz	66	2467MHz
7	2408MHz	27	2428MHz	47	2448MHz	67	2468MHz
8	2409MHz	28	2429MHz	48	2449MHz	68	2469MHz

9	2410MHz	29	2430MHz	49	2450MHz	69	2470MHz
10	2411MHz	30	2431MHz	50	2451MHz	70	2471MHz
11	2412MHz	31	2432MHz	51	2452MHz	71	2472MHz
12	2413MHz	32	2433MHz	52	2453MHz	72	2473MHz
13	2414MHz	33	2434MHz	53	2454MHz	73	2474MHz
14	2415MHz	34	2435MHz	54	2455MHz	74	2475MHz
15	2416MHz	35	2436MHz	55	2456MHz	75	2476MHz
16	2417MHz	36	2437MHz	56	2457MHz	76	2477MHz
17	2418MHz	37	2438MHz	57	2458MHz	77	2478MHz
18	2419MHz	38	2439MHz	58	2459MHz	78	2479MHz
19	2420MHz	39	2440MHz	59	2460MHz	79	2480MHz
20	2421MHz	40	2441MHz	60	2461MHz		

6.4 Description of Support Units

Device Type	Brand	Model	Data Cable	Remark
Notebook	HP	G3	N/A	FCC DOC
Mouse	L.Selectron	M004	Un-shielded 1.2M	FCC DOC

6.5 Test Location

All tests were performed at:

Centre Testing International Group Co., Ltd.

Hongwei Industrial Zone, Bao'an 70 District, Shenzhen, Guangdong, China518101

Telephone: +86 (0) 755 33683668 Fax:+86 (0) 755 33683385

No tests were sub-contracted.

6.6 Test Facility

The test facility is recognized, certified, or accredited by the following organizations:

CNAS-Lab Code: L1910

Centre Testing International Group Co., Ltd. has been assessed and proved to be in compliance with CNAS-CL01 Accreditation Criteria for Testing and Calibration Laboratories (identical to ISO/IEC 17025: 2005 General Requirements) for the Competence of Testing and Calibration Laboratories..

A2LA-Lab Cert. No. 3061.01

Centre Testing International Group Co., Ltd. EMC Laboratory has been accredited by A2LA for technical competence in the field of electrical testing, and proved to be in compliance with ISO/IEC 17025: 2005 General Requirements for the Competence of Testing and Calibration Laboratories and any additional program requirements in the identified field of testing.

FCC-Registration No.: 565659

Centre Testing International Group Co., Ltd. EMC Laboratory has been registered and fully described in a report filed with the FCC (Federal Communications Commission). The acceptance letter from the FCC is maintained in our files. Registration 565659.

IC-Registration No.: 7408A

The 3m Alternate Test Site of Centre Testing International Group Co., Ltd. has been registered by Certification and Engineering Bureau of Industry Canada for the performance of radiated measurements with Registration No. 7408A .

IC-Registration No.: 7408B

The 10m Alternate Test Site of Centre Testing International Group Co., Ltd. has been registered by Certification and Engineering Bureau of Industry Canada for the performance of radiated measurements with Registration No. 7408B.

NEMKO-Aut. No.: ELA503

Centre Testing International Group Co., Ltd. has been assessed the quality assurance system, the testing facilities, qualifications and testing practices of the relevant parts of the organization. The quality assurance system of the Laboratory has been validated against ISO/IEC 17025 or equivalent. The laboratory also fulfils the conditions described in Nemko Document NLA-10.

VCCI

The Radiation 3 &10 meters site of Centre Testing International Group Co., Ltd. has been registered in accordance with the Regulations for Voluntary Control Measures with Registration No.: R-4096.

Main Ports Conducted Interference Measurement of Centre Testing International Group Co., Ltd. has been registered in accordance with the Regulations for Voluntary Control Measures with Registration No.: C-4563.

Telecommunication Ports Conducted Disturbance Measurement of

Centre Testing International Group Co., Ltd. has been registered in accordance with the Regulations for Voluntary Control Measures with Registration No.: T-2146.

The Radiation 3 meters site of Centre Testing International Group Co., Ltd. has been registered in accordance with the Regulations for Voluntary Control Measures with Registration No.: G-758

6.7 Deviation from Standards

None.

6.8 Abnormalities from Standard Conditions

None.

6.9 Other Information Requested by the Customer

None.

6.10 Measurement Uncertainty (95% confidence levels, k=2)

No.	Item	Measurement Uncertainty
1	Radio Frequency	7.9 x 10 ⁻⁸
2	RF power, conducted	0.31dB (30MHz-1GHz)
		0.57dB (1GHz-18GHz)
3	Radiated Spurious emission test	4.5dB (30MHz-1GHz)
		4.8dB (1GHz-12.75GHz)
4	Conduction emission	3.6dB (9kHz to 150kHz)
		3.2dB (150kHz to 30MHz)
5	Temperature test	0.64°C
6	Humidity test	2.8%
7	DC power voltages	0.025%

7 Equipment List

RF test system					
Equipment	Manufacturer	Mode No.	Serial Number	Cal. Date (mm-dd-yyyy)	Cal. Due date (mm-dd-yyyy)
Signal Generator	Keysight	E8257D	MY53401106	04-14-2015	04-13-2016
Communication test set test set	Agilent	N4010A	MY47230124	04-02-2015	04-01-2016
Spectrum Analyzer	Keysight	N9010A	MY54510339	04-01-2015	03-31-2016
Attenuator	HuaXiang	SHX370	15040701	04-01-2015	03-31-2016
Signal Generator	Keysight	N5182B	MY53051549	03-31-2015	03-30-2016
High-pass filter(3-18GHz)	Sinoscite	FL3CX03WG18 NM12-0398-002	---	01-13-2015	01-12-2016
High-pass filter(5-18GHz)	MICRO-TRONICS	SPA-F-63029-4	---	01-13-2015	01-12-2016
band rejection filter (GSM900)	Sinoscite	FL5CX01CA09C L12-0395-001	---	01-13-2015	01-12-2016
band rejection filter (GSM850)	Sinoscite	FL5CX01CA08C L12-0393-001	---	01-13-2015	01-12-2016
band rejection filter (GSM1800)	Sinoscite	FL5CX02CA04C L12-0396-002	---	01-13-2015	01-12-2016
band rejection filter (GSM1900)	Sinoscite	FL5CX02CA03C L12-0394-001	---	01-13-2015	01-12-2016
DC Power	Keysight	E3642A	MY54436035	03-31-2015	03-30-2016
PC-1	Lenovo	R4960d	---	04-01-2015	03-31-2016
BT&WI-FI Automatic control	R&S	OSPB157	101374	04-01-2015	03-31-2016
RF control unit	JS Tonscend	JS0806-2	2015860006	04-01-2015	03-31-2016
BT&WI-FI Automatic test software	JS Tonscend	JSTS1120-2	---	04-01-2015	03-31-2016

Shielding Room No. 1 – Conduction Emission Test					
Equipment	Manufacturer	Mode No.	Serial Number	Cal. date (mm-dd-yyyy)	Cal. Due date (mm-dd-yyyy)
Receiver	R&S	ESCI	100009	06-30-2015	06-28-2016
LISN	R&S	ENV216	100098	11-12-2014	11-13-2015

3M Semi/full-anechoic Chamber					
Equipment	Manufacturer	Mode No.	Serial Number	Cal. date (mm-dd-yyyy)	Cal. Due date (mm-dd-yyyy)
3M Chamber	TDK	SAC-3	---	06-02-2015	06-01-2016
TRILOG Broadband Antenna	schwarzbeck	VULB9163	9163-617	07-13-2015	07-12-2016
Microwave Preamplifier	Agilent	8449B	3008A02425	02-05-2015	02-04-2016
Horn Antenna	ETS-LINDGREN	3117	00057410	06-30-2015	06-28-2018
Loop Antenna	ETS	6502	00071730	07-22-2015	07-21-2016
Spectrum Analyzer	R&S	FSP40	100416	06-30-2015	06-28-2016
Receiver	R&S	ESCI	100435	06-30-2015	06-28-2016
Multi device Controller	matturo	NCD/070/10711112	---	01-13-2015	01-12-2016
LISN	schwarzbeck	NNBM8125	81251547	06-30-2015	06-28-2016
LISN	schwarzbeck	NNBM8125	81251548	06-30-2015	06-28-2016
Signal Generator	Agilent	E4438C	MY45095744	04-19-2015	04-18-2016
Signal Generator	Keysight	E8257D	MY53401106	04-14-2015	04-13-2016
Temperature/ Humidity Indicator	TAYLOR	1451	1905	01-14-2015	01-13-2016
Communication test set	Agilent	E5515C	GB47050533	01-13-2015	01-12-2016
Cable line	Fulai(7M)	SF106	5219/6A	01-13-2015	01-12-2016
Cable line	Fulai(6M)	SF106	5220/6A	01-13-2015	01-12-2016
Cable line	Fulai(3M)	SF106	5216/6A	01-13-2015	01-12-2016
Cable line	Fulai(3M)	SF106	5217/6A	01-13-2015	01-12-2016
Communication test set	R&S	CMW500	152394	04-19-2015	04-18-2016
High-pass filter(3-18GHz)	Sinoscite	FL3CX03WG18NM 12-0398-002	---	01-13-2015	01-12-2016
High-pass filter(5-18GHz)	MICRO-TRONICS	SPA-F-63029-4	---	01-13-2015	01-12-2016
band rejection filter	Sinoscite	FL5CX01CA09CL1 2-0395-001	---	01-13-2015	01-12-2016
band rejection filter	Sinoscite	FL5CX01CA08CL1 2-0393-001	---	01-13-2015	01-12-2016
band rejection filter	Sinoscite	FL5CX02CA04CL1 2-0396-002	---	01-13-2015	01-12-2016
band rejection filter	Sinoscite	FL5CX02CA03CL1	---	01-13-2015	01-12-2016

		2-0394-001		
--	--	------------	--	--

8 Radio Technical Requirements Specification

Reference documents for testing:

No.	Identity	Document Title
1	FCC Part15C (2014)	Subpart C-Intentional Radiators
2	ANSI C63.10-2013	American National Standard for Testing Unlicensed Wireless Devices

Test Results List:

Test requirement	Test method	Test item	Verdict	Note
Part15C Section 15.247 (a)(1)	ANSI 63.10	20dB Occupied Bandwidth	PASS	Appendix A)
Part15C Section 15.247 (a)(1)	ANSI 63.10	Carrier Frequencies Separation	PASS	Appendix B)
Part15C Section 15.247 (a)(1)	ANSI 63.10	Dwell Time	PASS	Appendix C)
Part15C Section 15.247 (b)	ANSI 63.10	Hopping Channel Number	PASS	Appendix D)
Part15C Section 15.247 (b)(1)	ANSI 63.10	Conducted Peak Output Power	PASS	Appendix E)
Part15C Section 15.247(d)	ANSI 63.10	Band-edge for RF Conducted Emissions	PASS	Appendix F)
Part15C Section 15.247(d)	ANSI 63.10	RF Conducted Spurious Emissions	PASS	Appendix G)
Part15C Section 15.247 (a)(1)	ANSI 63.10	Pseudorandom Frequency Hopping Sequence	PASS	Appendix H)
Part15C Section 15.203/15.247 (c)	ANSI 63.10	Antenna Requirement	PASS	Appendix I)
Part15C Section 15.207	ANSI 63.10	AC Power Line Conducted Emission	PASS	Appendix J)
Part15C Section 15.205/15.209	ANSI 63.10	Restricted bands around fundamental frequency (Radiated) Emission)	PASS	Appendix K)
Part15C Section 15.205/15.209	ANSI 63.10	Radiated Spurious Emissions	PASS	Appendix K)

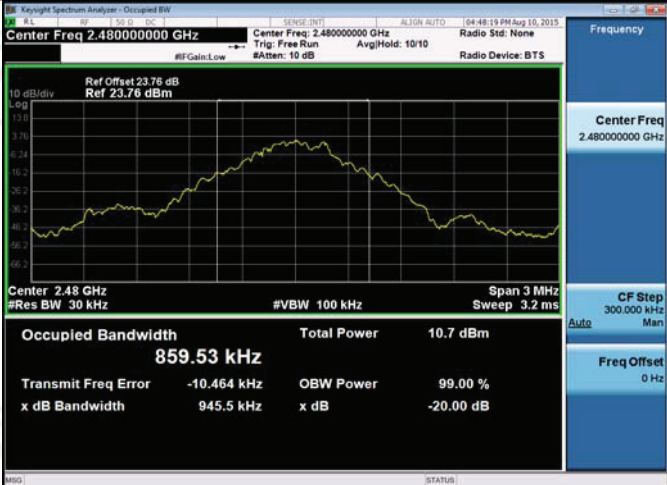
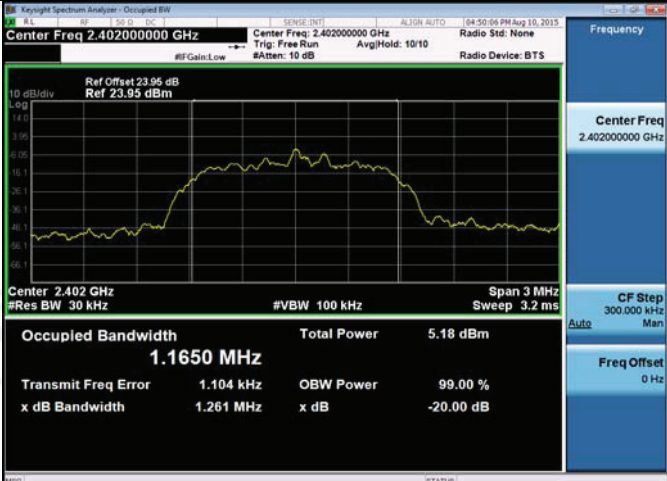
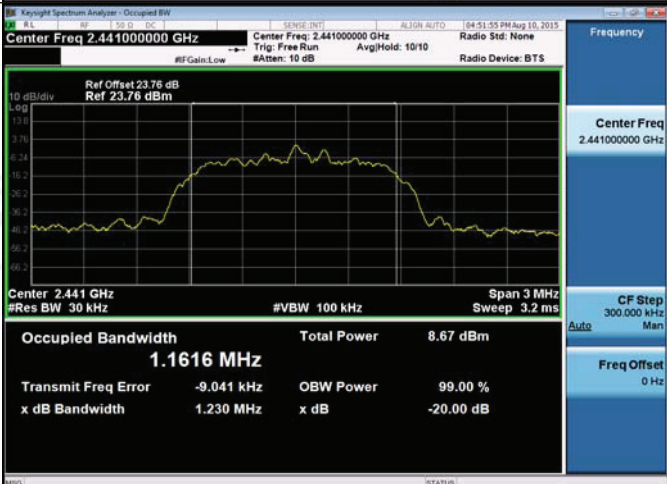
Appendix A) 20dB Occupied Bandwidth Test Result

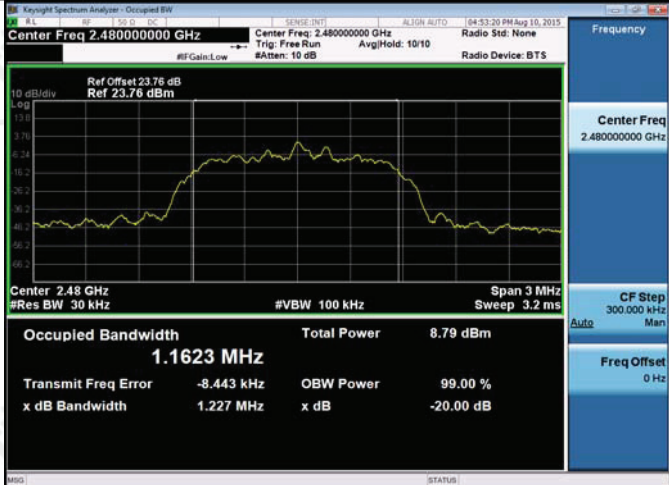
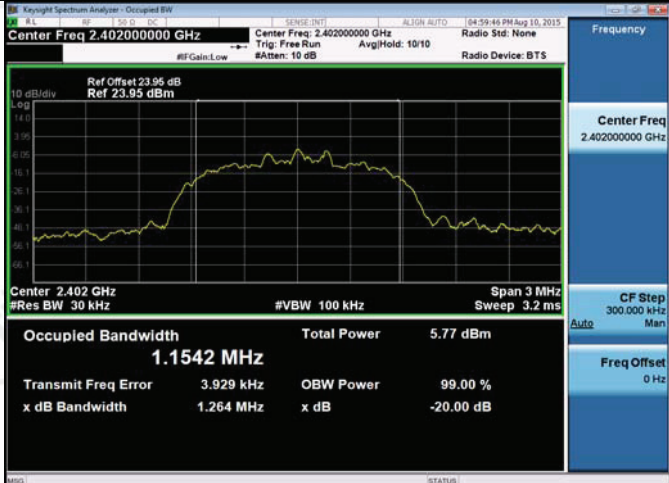
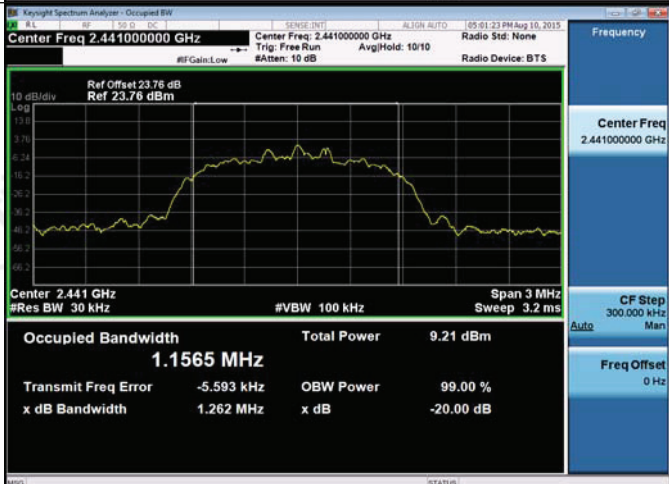
Mode	Channel.	20dB Bandwidth [MHz]	99% OBW [MHz]	Verdict
GFSK	LCH	0.9460	0.87316	PASS
GFSK	MCH	0.9473	0.85818	PASS
GFSK	HCH	0.9455	0.85953	PASS
π /4DQPSK	LCH	1.261	1.1650	PASS
π /4DQPSK	MCH	1.230	1.1616	PASS
π /4DQPSK	HCH	1.227	1.1623	PASS
8DPSK	LCH	1.264	1.1542	PASS
8DPSK	MCH	1.262	1.1565	PASS
8DPSK	HCH	1.260	1.1562	PASS

REMARK: PEAR DETECTOR IS USED

Test Graph



<p>GFSK/HCH</p>	 <p>Center Freq 2.48000000 GHz</p> <p>Center Freq 2.48000000 GHz</p> <p>Center 2.48 GHz</p> <p>#Res BW 30 kHz #VBW 100 kHz Span 3 MHz Sweep 3.2 ms</p> <p>Occupied Bandwidth 859.53 kHz Total Power 10.7 dBm</p> <p>Transmit Freq Error -10.464 kHz OBW Power 99.00 %</p> <p>x dB Bandwidth 945.5 kHz x dB -20.00 dB</p>
<p>$\pi/4$DQPSK/LCH</p>	 <p>Center Freq 2.40200000 GHz</p> <p>Center Freq 2.40200000 GHz</p> <p>Center 2.402 GHz</p> <p>#Res BW 30 kHz #VBW 100 kHz Span 3 MHz Sweep 3.2 ms</p> <p>Occupied Bandwidth 1.1650 MHz Total Power 5.18 dBm</p> <p>Transmit Freq Error 1.104 kHz OBW Power 99.00 %</p> <p>x dB Bandwidth 1.261 MHz x dB -20.00 dB</p>
<p>$\pi/4$DQPSK/MCH</p>	 <p>Center Freq 2.44100000 GHz</p> <p>Center Freq 2.44100000 GHz</p> <p>Center 2.441 GHz</p> <p>#Res BW 30 kHz #VBW 100 kHz Span 3 MHz Sweep 3.2 ms</p> <p>Occupied Bandwidth 1.1616 MHz Total Power 8.67 dBm</p> <p>Transmit Freq Error -9.041 kHz OBW Power 99.00 %</p> <p>x dB Bandwidth 1.230 MHz x dB -20.00 dB</p>

<p>π/4DQPSK/HCH</p>	 <p>Center Freq: 2.48000000 GHz</p> <p>Occupied Bandwidth: 1.1623 MHz</p> <p>Total Power: 8.79 dBm</p> <p>Transmit Freq Error: -8.443 kHz</p> <p>x dB Bandwidth: 1.227 MHz</p>
<p>8DPSK/LCH</p>	 <p>Center Freq: 2.40200000 GHz</p> <p>Occupied Bandwidth: 1.1542 MHz</p> <p>Total Power: 5.77 dBm</p> <p>Transmit Freq Error: 3.929 kHz</p> <p>x dB Bandwidth: 1.264 MHz</p>
<p>8DPSK/MCH</p>	 <p>Center Freq: 2.44100000 GHz</p> <p>Occupied Bandwidth: 1.1565 MHz</p> <p>Total Power: 9.21 dBm</p> <p>Transmit Freq Error: -5.593 kHz</p> <p>x dB Bandwidth: 1.262 MHz</p>