

2.8. Test Photo


Test Mode : Mode 1: Transmit (Ant 301)

Description : Front View of Conducted Emission Test Setup



Test Mode : Mode 1: Transmit (Ant 301)

Description : Back View of Conducted Emission Test Setup



Test Mode : Mode 2: Transmit (Ant 302)

Description : Front View of Conducted Emission Test Setup



Test Mode : Mode 2: Transmit (Ant 302)

Description : Back View of Conducted Emission Test Setup



4.8. Test Photo


Test Mode : Mode 1: Transmit (Ant 301)

Description : Front View of Radiated Emission Test Setup (Bilog)




Test Mode : Mode 1: Transmit (Ant 301)

Description : Back View of Radiated Emission Test Setup (Bilog)




Test Mode : Mode 1: Transmit (Ant 301)

Description : Front View of Radiated Emission Test Setup (Horn)



Test Mode : Mode 1: Transmit (Ant 301)


Description : Back View of Radiated Emission Test Setup (Horn)



Test Mode : Mode 2: Transmit (Ant 302)
Description : Front View of Radiated Emission Test Setup (Bilog)




Test Mode : Mode 2: Transmit (Ant 302)
Description : Back View of Radiated Emission Test Setup (Bilog)



Test Mode : Mode 2: Transmit (Ant 302)

Description : Front View of Radiated Emission Test Setup (Horn)



Test Mode : Mode 2: Transmit (Ant 302)

Description : Back View of Radiated Emission Test Setup (Horn)

