
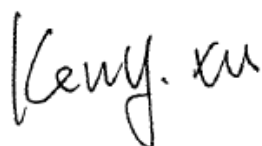


Human Exposure Report

Application No.: SZEM1907016262CR
Applicant: SKULLCANDY, INC.
Address of Applicant: 6301 N Landmark Dr Park City 84098, Utah United States of America
Manufacturer: SKULLCANDY, INC.
Address of Manufacturer: 6301 N Landmark Dr Park City 84098, Utah United States of America
Equipment Under Test (EUT):
EUT Name: Stash Wireless
Model No.: S7PWZ
Trade mark: 
FCC ID: Y22-S7PWZ
Standards: 47 CFR PART 1, Subpart I, Section 1.1310
Date of Receipt: 2019-07-12
Date of Test: 2019-07-17 to 2019-08-08
Date of Issue: 2019-08-24

Test Result :	Pass*
----------------------	--------------



* In the configuration tested, the EUT complied with the standards specified above



Keny Xu
 EMC Laboratory Manager



<i>Revision Record</i>				
<i>Version</i>	<i>Chapter</i>	<i>Date</i>	<i>Modifier</i>	<i>Remark</i>
01		2019-08-24		Original

Authorized for issue by:			
			
		<hr/> Benson Wang /Project Engineer	
			
		<hr/> Eric Fu /Reviewer	



2 Contents

1	COVER PAGE	1
2	CONTENTS	3
3	GENERAL INFORMATION	4
3.1	DETAILS OF E.U.T.	4
3.2	DESCRIPTION OF SUPPORT UNITS	4
3.3	TEST LOCATION.....	5
3.4	TEST FACILITY.....	5
3.5	DEVIATION FROM STANDARDS.....	5
3.6	ABNORMALITIES FROM STANDARD CONDITIONS.....	5
4	EQUIPMENTS USED DURING TEST	6
5	TEST RESULTS	7
5.1	RF EXPOSURE TEST	7
5.1.1	<i>E.U.T. Operation</i>	7
6	PHOTOGRAPHS	10
6.1	TEST SETUP PHOTOS	10



3 General Information

3.1 Details of E.U.T.

Power supply:	Rechargeable battery: DC 3.7V 10000mAh (Charged by USB port)
	Type-C Input/output: USB C: DC 5V/2.4A
	Output 1: DC 5V/2.4A
	Output 2: DC 5V/2.4A
	Wireless charge: 7.5W, 10W
	USB*2 and Type-C total: 12W
	USB*2, Type-C and wireless charge total: 17W
Cable:	Two-in-one of USB-C and USB-A cable: 15cm unshielded
Operation Frequency:	110.256kHz to 148.558kHz
Modulation Type:	Load modulation
Antenna Type:	Load antenna
Antenna Gain:	0dBi
Remark:	This device has been tested the worst status of full load and the device has been tested with load at 7.5W and 10W, the worst case 10W is reported only.

3.2 Description of Support Units

Description	Manufacturer	Model No.	Serial No.
Adapter	SAMSUNG	EP-TA200	R37J8YA7W71DK3
SAMSUNG Galaxy S8	SAMSUNG	SM-G9500	R28J9140LPB
Type-C Cable	SKULLCANDY	Length: 53cm unshielded	N/A
iPhone 8	Apple	A1863	F4GVQ656JC6D



3.3 Test Location

All tests were performed at:

SGS-CSTC Standards Technical Services Co., Ltd., Shenzhen Branch E&E Lab,

No. 1 Workshop, M-10, Middle section, Science & Technology Park, Shenzhen, Guangdong, China 518057.

Tel: +86 755 2601 2053 Fax: +86 755 2671 0594

No tests were sub-contracted.

3.4 Test Facility

The test facility is recognized, certified, or accredited by the following organizations:

- **CNAS (No. CNAS L2929)**

CNAS has accredited SGS-CSTC Standards Technical Services Co., Ltd. Shenzhen Branch EMC Lab to ISO/IEC 17025:2005 General Requirements for the Competence of Testing and Calibration Laboratories (CNAS-CL01 Accreditation Criteria for the Competence of Testing and Calibration Laboratories) for the competence in the field of testing.

- **A2LA (Certificate No. 3816.01)**

SGS-CSTC Standards Technical Services Co., Ltd., Shenzhen EMC Laboratory is accredited by the American Association for Laboratory Accreditation (A2LA). Certificate No. 3816.01.

- **VCCI**

The 3m Fully-anechoic chamber for above 1GHz, 10m Semi-anechoic chamber for below 1GHz, Shielded Room for Mains Port Conducted Interference Measurement and Telecommunication Port Conducted Interference Measurement of SGS-CSTC Standards Technical Services Co., Ltd. have been registered in accordance with the Regulations for Voluntary Control Measures with Registration No.: G-20026, R-14188, C-12383 and T-11153 respectively.

- **FCC –Designation Number: CN1178**

SGS-CSTC Standards Technical Services Co., Ltd., Shenzhen EMC Laboratory has been recognized as an accredited testing laboratory.

Designation Number: CN1178. Test Firm Registration Number: 406779.

- **Innovation, Science and Economic Development Canada**

SGS-CSTC Standards Technical Services Co., Ltd., Shenzhen EMC Laboratory has been recognized by ISED as an accredited testing laboratory.

CAB identifier: CN0006.

IC#: 4620C.

3.5 Deviation from Standards

None.

3.6 Abnormalities from Standard Conditions

None.



4 Equipments Used during Test

Item	Equipment	Manufacturer	Model No	Inventory No	Cal Date	Cal Due Date
1	Electric and Magnetic Field Analyzer	Narda	EHP-50F	EMC092	2018-02-07	2020-02-06



5 Test Results

5.1 RF Exposure test

Test Requirement: 47 CFR PART 1, Subpart I, Section 1.1310
 Measurement Distance: 0cm/4cm/8cm/10cm/15cm
 Limit:

Frequency range (MHz)	Electric field strength (V/m)	Magnetic field strength (A/m)	Power density (mW/cm ²)	Averaging time (minutes)
(A) Limits for Occupational/Controlled Exposures				
0.3-3.0	614	1.63	*(100)	6
3.0-30	1842/f	4.89/f	*(900/f ²)	6
30-300	61.4	0.163	1.0	6
300-1500	/	/	f/300	6
1500-100,000	/	/	5	6
(B) Limits for General Population/Uncontrolled Exposure				
0.3-1.34	614	1.63	*(100)	30
1.34-30	824/f	2.19/f	*(180/f ²)	30
30-300	27.5	0.073	0.2	30
300-1500	/	/	f/1500	30
1500-100,000	/	/	1.0	30

F=frequency in MHz

*=Plane-wave equivalent power density

RF exposure compliance will need to be determined with respect to 1.1307(c) and (d) of the FCC rules. The emissions should be within the limits at 300kHz in Table 1 of 1.1310(use the 300kHz limits for 150kHz:614V/m,1.63A/m).

5.1.1 E.U.T. Operation

Operating Environment:

Temperature: 24.0 °C Humidity: 52 % RH Atmospheric Pressure: 1015 mbar

EUT Operation:

This device has been tested with mobile phone at zero charge, intermediate charge, and full charge.



5.1.2 Measurement Data

Output Voltage=DC 5V; The max output power =10W;Calculation of resistor value=5Ω

Electric Field Emissions

Operation frequency	Test Distance (cm)	Test Position	Probe Measure Result (V/m)	50% Limit (V/m)
131 kHz	15	Side 1	3.48	307
		Side 2	0.76	307
		Side 3	3.71	307
		Side 4	0.94	307
		Top	0.53	307

Magnetic Field Emissions

Operation frequency	Test Distance (cm)	Test Position	Probe Measure Result (A/m)	50% Limit (A/m)
131 kHz	15	Side 1	0.1466	0.815
		Side 2	0.0679	0.815
		Side 3	0.1702	0.815
		Side 4	0.0621	0.815
		Top	0.0477	0.815



Mobile phone has been charge at zero charge, intermediate charge, and full charge.

Electric Field Emissions

Operation frequency	Test Distance (cm)	Test Position	Probe Measure Result(V/m)			50%Limit (V/m)
			zero charge	intermediate charge	full charge	
131 kHz	15	Side 1	3.83	3.56	3.38	307
		Side 2	1.02	0.83	0.58	307
		Side 3	3.97	3.67	3.43	307
		Side 4	1.24	0.95	0.77	307
		Top	0.78	0.52	0.32	307

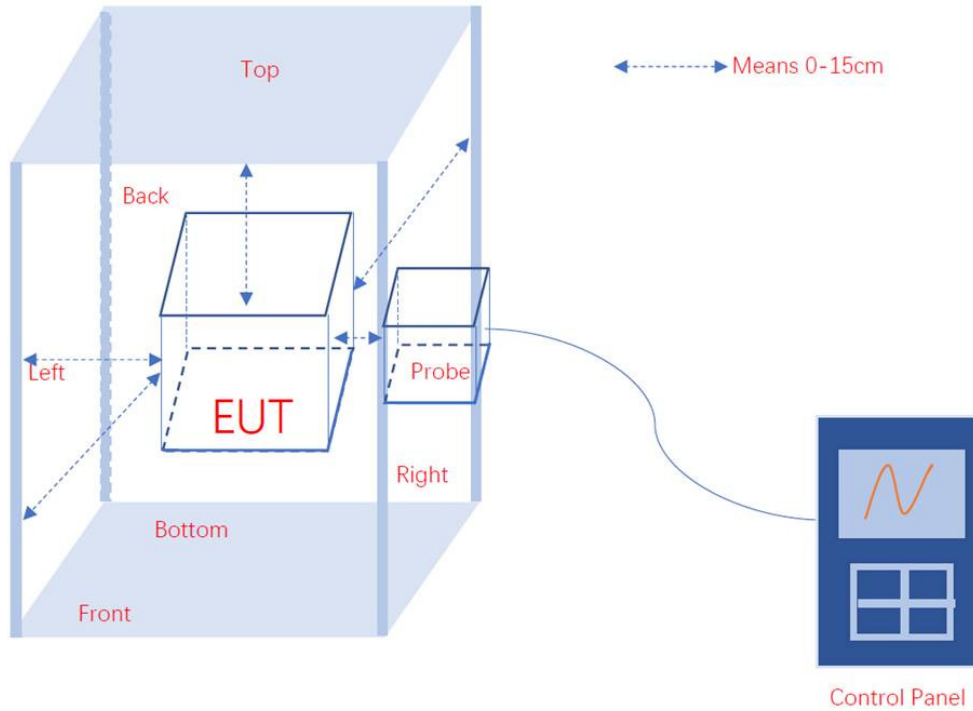
Magnetic Field Emissions

Operation frequency	Test Distance (cm)	Test Position	Probe Measure Result(A/m)			50%Limit (A/m)
			zero charge	intermediate charge	full charge	
131 kHz	15	Side 1	0.1564	0.1412	0.1287	0.815
		Side 2	0.0789	0.0655	0.0521	0.815
		Side 3	0.1818	0.1662	0.1516	0.815
		Side 4	0.0743	0.0642	0.0507	0.815
		Top	0.0585	0.0434	0.0283	0.815



6 Photographs

6.1 Test setup photos



- End of the Report -

