



MODEL NAME: VENUE


PART NO.	PART	Headband	COLOR	MATERIAL	FINISHING
(A)	Deco Strip		Black	TPE	MT-11005
(B)	Headband Cover		Black	PE	MT-11010
(C)	Steel Headband		Steel	STEEL	Graphite PVD coating
(C1)	Slider Extension Laser Etching			Lazer Etch	See Page 2: Reference C1
(D)	Outer Slide Cover		Black	PC/ABS	Molded/Matte MT-11010 Molded/Gloss edges (see box 1 for reference) MT-11005
(D1)	Logo Strip		Black	PC/ABS	
(D2)	Skull Logo		Black	Pad Print	Glossy
(E)	Yoke Cover		Black	PC/ABS	MT-11010
(F)	Right Yoke		Black	PC/ABS	MT-11010
(G)	Left Yoke		Black	PC/ABS	MT-11010
(G1)	ANC Detail		Black	PC/ABS	SPI-A2 See Page 2: Ref.G1
(H)	Left/Right Marking		Black	Emboss	See Page 3: Reference H
(I)	Inner Slide Cover		Black	PC/ABS	MT-11010
(J)	Inner Slide Deco Strip		Black	PC/ABS	SPI-A2
(K)	Headband Padding		Black	PU Leather	PU Leather

PART NO.	PART	Earcups	COLOR	MATERIAL	FINISHING
(L)	Ear cup		Black	PC/ABS	Painted Matte PU
(M)	Bluetooth Button		Black	Silicone	MT-11005
(M1)	Printed Icons		White	Pad Print	Glossy
(N)	Ear Pad		Black	PU Leather	PU Leather
(O)	Acoustic Mesh		Black	Acoustic Mesh	Acoustic Mesh
(O1)	Acoustic Mesh Print		Black	Heat Press	See Page 2: Reference O
(P)	Driver Plate		Black	PC/ABS	SPI-A2
(Q)	Power Button		Black	Silicone	MT-11005
(Q1)	Printed Icons		White	Pad Print	Glossy
(R)	Compliance Markings		Black	Pad Print	Glossy

PART NO.	PART	Cable	COLOR	MATERIAL	FINISHING
(S)	Cable Strain Relief		Black	TPE	MT-11005
(S1)	Skull Logo		Black		SPI-A2
(T)	Cable		Black	Cable	MT-11005

REV.	REMARKS	DESIGN	DATE
A	Initial Handoff / Color handoff	KA	18 DEC 2017
B	Compliance updates	KA	09 JAN 2018
C	Compliance updates	RJ	22 JAN 2018
D	Updated finish on ear cup	RJ	1 FEB 2018
E	UPDATED Acoustic Mesh callout / Logo Strip / Laser Etch	KA	15 FEB 2018
F	UPDATED Compliance markings / Yoke Markings / Laser Etch	KA	15 MAR 2018
G	UPDATED Compliance markings print color add CM page	RJ	19 MAR 2018

(H) Left Right Markings Emboss Glossy



Calibri font for R & L size 11
Model no. & Name size 2.0mm units

Left Armature	Right Armature
L VENUE	R MODEL: S6HCW


L & R Markings
FONT: Calibri
SIZE: 11pt

Model No. & Product Name
FONT: Calibri
SIZE: 2.0mm

Markings are to be 2mm from hinge top with a soace of 1.5mm inbetween.

(H) Date Code Marking Lazer Etch

Left Armature




FONT: Calibri
SIZE: 2.0mm

JB-YYWW


Date Code to be located under "L" on left armature

TOP OF EARCUP

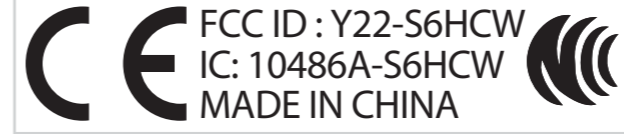


(R) Compliance Marking Arrangements on Earcups Pad Print/Gloss


Tier 1 Right Earcup
The gray boxes are just to illustrate the bounds of where the compliance markings go on seperate earcups.




Tier 1 Left Earcup



Tier 2/3 Right Earcup
The gray boxes are just to illustrate the bounds of where the compliance markings go on seperate earcups.



Tier 2/3 Left Earcup



① Headband Gloss Call Out (See Red for gloss reference) Molded/Gloss

① Steel Headband Slider Etch Detail Laser Etching

Note:
With headband fully extended laser etchings should be centered on exposed headband both vertically and horizontally.

Actual Size

7.9mm
15.8mm
23.6mm
31.4mm
39mm

PVD Finish

FONT: 2mm Helvetica Condensed
LINE WEIGHT: .2mm line weight

① Acoustic Mesh Print Heat Press

Actual Size and Font:

Acoustic Mesh Outline

Right

Left

① Logo Strip	Black	PC/ABS	MT-11005
② Skull Logo	Black	Pad Print	Glossy

Logo Strip

13mm

Skull Logo

9mm

① ANC Detail Pad Print/Gloss

8mm From bottom of the Armature

Actual Size:

ACTUAL SIZE

Tier 1



Tier 2/3

