


Appendix D

Photographs

1. SAR measurement System
2. Photographs of Tissue Simulate Liquid
3. Photographs of EUT test position
4. EUT Constructional Details

1. SAR measurement System



2. Photographs of Tissue Simulate Liquid

Photo 1: Tissue Simulant Liquid for HBBL600-10000MHz	NA
	NA

3. Photographs of EUT test position









<p>Photo 2: Left Earphone Front side</p>	<p>Photo 3: Left Earphone Left side</p>
	
<p>Photo 4: Left Earphone Right side</p>	<p>Photo 5: Left Earphone touch cheek</p>
	
<p>Photo 6: Right Earphone Front side</p>	<p>Photo 7: Right Earphone Left side</p>
	

Photo 8: Right Earphone Right side	Photo 9: Right Earphone touch cheek
	

4. EUT Constructional Details

Please Refer to external and internal photos for details.