

怡迅（珠海）光电科技有限公司

ETI Solid State Lighting (Zhuhai) Ltd.

产
品
说
明
书

Product Instruction Manual

产品名称： LED吊装支架灯

Product Name: LED Shop Light

型号编码**Model No.:** **55703141**

生产商：怡迅（珠海）光电科技有限公司

Manufacturer: ETI Solid State Lighting (Zhuhai) Ltd.

地址：珠海市高新区科技创新海岸中珠南路1号一期2#-2厂房

Address: No.1, Zhongzhu Road South, Science & Technology Innovation Coast, High Tech District, Zhuhai City, Guangdong Prov., China

电话Tel: 0756-3390990

传真Fax: 0756-3390778

网址Web: www.etissl.com.cn

目录Content

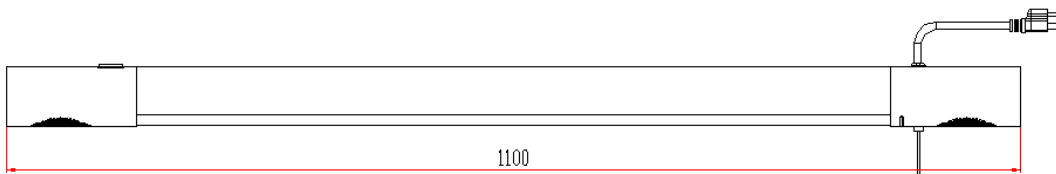

1.产品简介ProductIntroduction-----	3
1.1产品描述ProductDescription-----	3
1.2产品示意图SchematicDiagram-----	3
2.产品特性ProductFeature-----	4
2.1产品特点Productcharacteristic-----	4
2.2技术参数Specification-----	5
2.3配光性能LightDistribution-----	6
3.安装方法Methodofapplication-----	4-7
4.维护说明MaintenanceInstruction-----	7
5.环境要求Environmentalrequirement-----	8
6.产品执行标准Productcarriedstandard-----	8
7.包装说明Packageinstruction-----	8
7.1包装规格Packagespecification-----	8
7.2包装清单Packagelist-----	8

1.产品简介Product Introduction

1.1. 产品描述: Product Description

- 1 外形尺寸Out Size: 1100x110x65mm;
- 2 外壳: 铝型材6063, 电源盒: 铝, 灯罩: PC;
Shell:AL6063 , Drive box:AL, lamp cover:PC
- 3 内置电源;
built-in drive with box
- 4 灯珠: 三星2835白光灯珠, SMD 3V 0.5W
Samsung-LED-2835

1.2. 产品外形图: Product schematic diagram:



2.产品特性 Product Features:

2.1. 产品特点Product characteristics :

a. 长寿命5万小时以上;

Long lifetime (above 50,000hrs)

b. 高效节能环保;

High efficiency, energy saving, environmental friendly

c. 耐冲击,抗震能力强,无紫外线和红外线辐射;

Impact resistant, shock resistant, no UV and IR radiation

d. 绿色环保,无有害气体排放,使用热量低,安全可靠。

Green Initiative, no harmful gas is emitted, low heat is generated while used, safe and reliable .

e. 光色纯正,使用过程中无频闪,提供更好的视觉感受,保护人眼视力。

Authentic and pure light color, no flicker, protecting your eyes while providing better visual enjoyment.

2.2 技术参数Specification

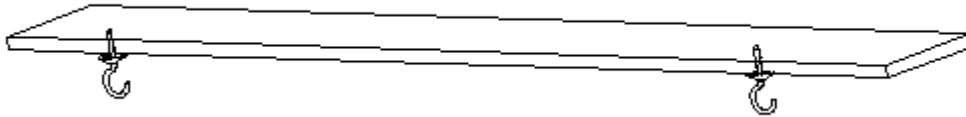
项目/单位Item/	参数Parameter
电气参数Electronic ratings	
额定整灯功率/W Rated Power/W	50W
额定输入电压/V Rated Input voltage/V	AC120V
额定工作频率/Hz Frequency/Hz	50/60Hz
额定电源效率/% Rated Power efficiency	75%
额定功率因数 (PF) Rated Power Factor	0.9

额定输入电流/ARatedInputcurrent/A	0.34A
额定总谐波失真RatedI-THD	<20%
是否调光	否
光源参数Photometricratings	
LED类型/数量LEDtype/Qty.	Samsung-2835/0.5W/92PCS
整灯光通量 /Lm Lumen	3600 Lm
整灯光效/Lm/WLumenefficiency	≥90
色温/K Temprature/K	4000K
显色指数/Ra CRI	80
光束角BeamAngle	≥120°
物理参数Physicalinformation	
材质Material	PC+AL
工作温度operatingtemperature	45℃
储存温度storagetemperature	-30~45℃
防护等级IPrating	IP20
灯具规格(L×W×H)/mmLuminairedimension(L×W×H)/mm	1100x110x65
净重/gNetweight	1660 g
设计寿命/hrsLifetime/hrs	50000h

3 安装方法 Installation Instructions

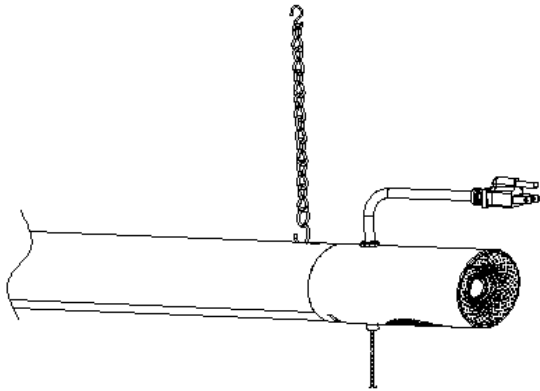
3.1.1 将两个挂钩固定在天花板表面，挂钩间距 760mm

Mount the two fixed on the ceiling surface, hook spacing is 760 mm.



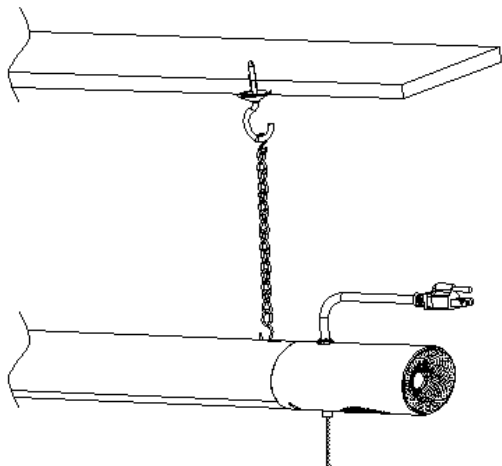
3.1.2 将吊链挂到灯体背面的挂孔

Will the hanging hole on the reverse of the chain hoist on the lamp body back.



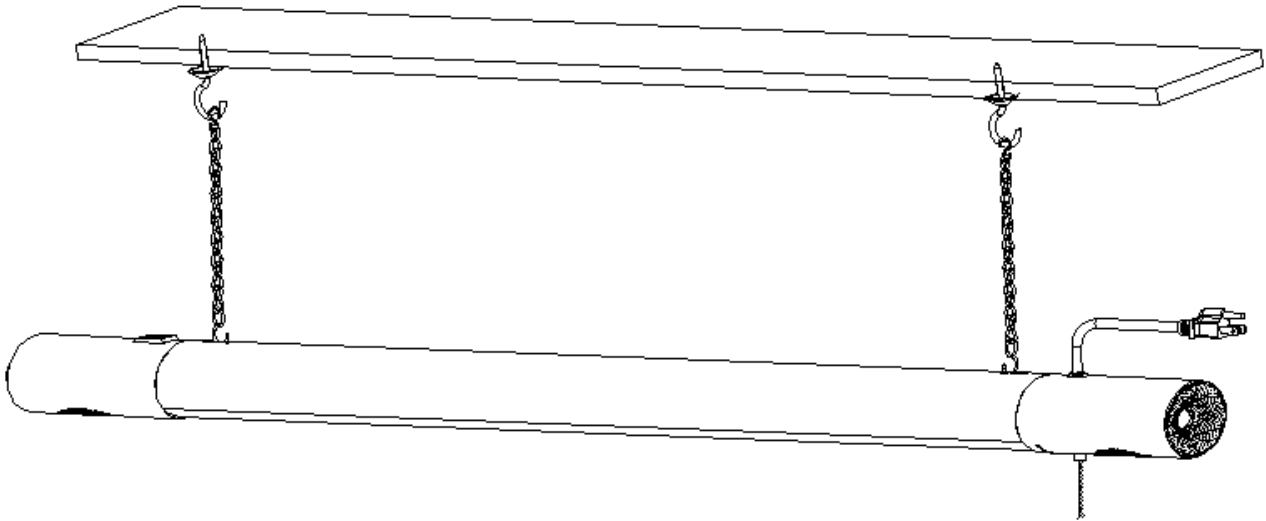
3.1.3 将吊链挂到天花板挂钩上

Will the hanging hole on the reverse of the chain hoist on the lamp body back.



3.1.4 重复以上两个步骤，用吊链钩住灯具，并挂到天花板挂钩上完成安装，插上插头通电即可工作

Repeat the above two steps ,with chain hoist hook lamps and lanterns, and hung from the ceiling hook to complete the installation, plug in electricity work。



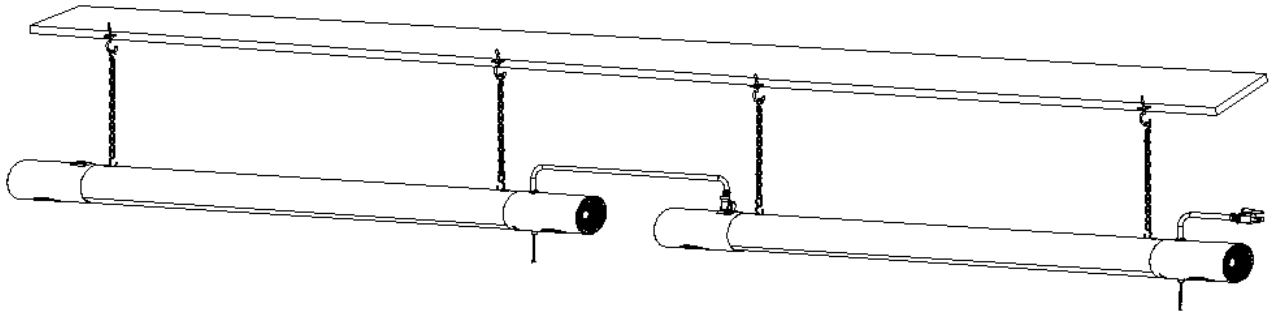
3.1.5 互联安装 End to end connection

3. 1. 5. 1 产品可以互联安装，从第二台灯具开始，参照以上第1, 2, 3, 4步骤安装。

The fixture can be installed end to end. Starting from the second lamps, with reference to the above steps 1, 2, 3,4 installation.

3. 1. 5. 2 将要互联的第二台灯插头线插到前一台灯的插座上即可，最多互联 8 台灯具。

Will be the second lamp plug in line connected to the former one desk lamp socket. Most Interconnected eight lamps and lanterns



3.1.6 蓝牙连接操作 **Control with Bluetooth**

1. Open the Bluetooth on your smart phone.
2. The phone will search for “shoplight A”(Test version name), press “shoplight A” to connect the phone to the light. After connected successfully, the light will sound “The light is connected”.
3. Then open you music APP, choose the songs and start to play.
4. To disconnect the shoplight, hit the “shoplight A” again, after disconnected successfully, it will sound “The phone is disconnected”.

Note:

Installation Instructions - Provided in accordance with the Sec. Gen. In addition, the following markings shall be provided:

1. Instructions for interconnected unit use shall include at least the following:
 - a) Voltage and current rating of portable luminaire;
 - b) Maximum number of units to be interconnected; and
 - c) Maximum distance between units to be interconnected.
2. Caution that installation not be made on a radiant-heating ceiling, and, for swag-type units, a caution that the hooks are to engage the chain only and not the electric cord shall be included
3. “the unit is intended to be installed directly beneath a ceiling-mounted receptacle, and tha

t excess cord should be kept out of the workspace, such as by securing it to one of the supporting chains with a cable tie"

4. the maximum distance to the receptacle is determined by the length of cord provided.

FCC STATEMENT

Changes or modifications not expressly approved by the party responsible for compliance could void your authority to operate the equipment.

The device has been evaluated to meet general RF exposure requirement, the device can be used in portable exposure condition without restriction.

NOTE: This equipment has been tested and found to comply with the limits for a Class B digital device, pursuant to Part 15 of the FCC Rules. These limits are designed to provide reasonable protection against harmful interference in a residential installation.

This equipment generates uses and can radiate radio frequency energy and, if not installed and used in accordance with the instructions, may cause harmful interference to radio communications. However, there is no guarantee that interference will not occur in a particular installation. If this equipment does cause harmful interference to radio or television reception, which can be determined by turning the equipment off and on, the user is encouraged to try to correct the interference by one or more of the following measures:

Reorient or relocate the receiving antenna.

Increase the separation between the equipment and receiver.

Connect the equipment into an outlet on a circuit different from that to which the receiver is connected.

Consult the dealer or an experienced radio/TV technician for help.

This device complies with Industry Canada licence-exempt RSS standard(s). Operation is subject to the following two conditions: (1) this device may not cause interference, and (2) this device must accept any interference, including interference that may cause undesired operation of the device.

Le présent appareil est conforme aux CNR d'Industrie Canada applicables aux appareils radio exempts de licence. L'exploitation est autorisée aux deux conditions suivantes : (1) l'appareil ne doit pas produire de brouillage, et (2) l'utilisateur de l'appareil doit accepter tout brouillage radioélectrique subi, même si le brouillage est susceptible d'en compromettre le fonctionnement.

4. 维护说明Maintenance instruction

4.1 为延长使用寿命请勿使用酒精等挥发性溶剂擦拭灯体；

Do Not use volatile solvent such as alcohol to clean the troffer.

4.2 清洁时可以使用柔棉布沾肥皂水拧干后擦拭灯体；

Use soft cotton cloth with suds to clean the troffer .

4.3 非专业人士请勿拆修灯具；

Non-professional Do not attempt to take apart and repair the troffer .

4.4 该灯具电源为专用适配的恒流电源，请勿私自更换电源。

Please use the constant-current driver exclusively adaptive to the troffer, do not change the driver without permission .

5. 环境要求Environment requirement

使用环境温度Operating temperature : 45℃；

存贮环境温度Storage temperature : -20~45℃。

6. 产品执行标准Product carried standard

UL-153/UL8750

7. 包装说明Package Instruction

7.1包装规格Packing Specification

7.2包装清单: Package list

包装盒尺寸	Package size	1328*238*334mm
灯具数量/箱	Lamp Qty./box	2 PCS
净重	Net weight	1.66 Kgs
毛重	Gross weight	7.2Kgs

物品名称	Item	数量Qty.
吊装支架灯	LED Shop light	1
说明书	Instruction manual	1
吊链	chain	2
挂钩	hook	2