

Appendix B. Test Photos


1. Photographs of Conducted Emissions Test Configuration

Adapter Mode (DSA-15P-12 US)

FRONT VIEW



REAR VIEW



SIDE VIEW



Adapter Mode (DSA-20D-12 2)

FRONT VIEW



REAR VIEW



SIDE VIEW



POE Mode (Power Supply: POE20U-560(G) -R)

FRONT VIEW



REAR VIEW




SIDE VIEW



2. Photographs of Radiated Emissions Test Configuration

For radiated emissions 9kHz~30MHz

FRONT VIEW




REAR VIEW




For radiated emissions 30MHz~1GHz

FRONT VIEW




REAR VIEW



For radiated emissions above 1GHz

FRONT VIEW



REAR VIEW

