

Ocean Signal

rescueME MOB1 Internal Photographs

Internal photos of the rescueME MOB1 showing internal construction and PCB assembly.




Figure 1: rescueME MOB1 PCB – Component side




Figure 2: rescueME MOB1 PCB – Component side, screening can removed.




Figure 3: rescueME MOB1 – Reverse side