

Test Setup Photographs for the BS4.1

1. Radiated Emissions
 - 1.1 Configuration 1: Below 30 MHz




Photo 1




Photo 2

1.2 Configuration 2: 30 MHz to 1 GHz




Photo 1




Photo 2

1.3 Configuration 3: Above 1 GHz




Photo 1




Photo 2

2. AC Conducted Emissions




Photo 1




Photo 2

3. Conducted Tests




Photo 1




Photo 2