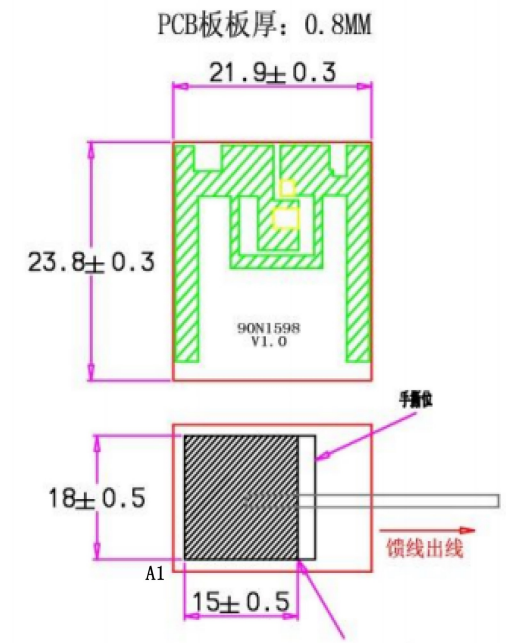
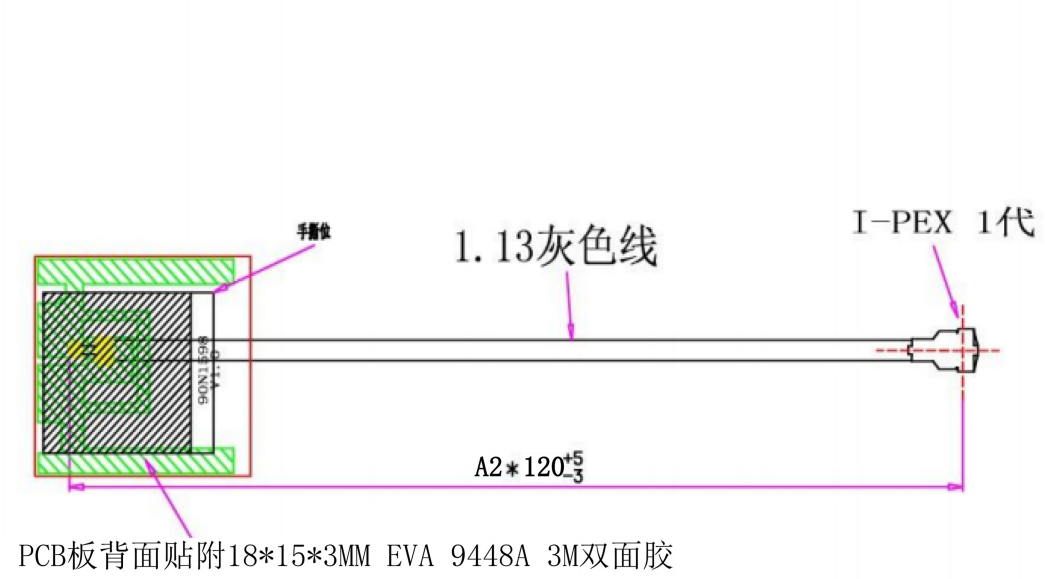


REVISION	DESCRIPTION	DATE	DRAFTER
A0	initial issue	2023. 7. 5	JOHN
A1	更改背胶尺寸	2023. 7. 28	JOHN
A2	更改线长	2023. 8. 29	JOHN



- 要求: 1. 成品须100%测试导通OK
 2. 成品须100%全检OK.
 3. 采用环保制程,成品
 4. 符合ROHS要求.
 5. 未注公差请以一般公差为准.
 6. *为重点标注尺寸.



外箱须贴物料标示卡
与ROHS标签各1PCS

频率范围(Frequency Range)	2400-2500MHz
增益 (Gain)	3.0±1dBi
电压驻波比(VSWR)	<1.92
极化 (Polarization)	Linear.Vertical
最大功率(Max power rating)	50W
特性阻抗 (Impedance)	50Ω

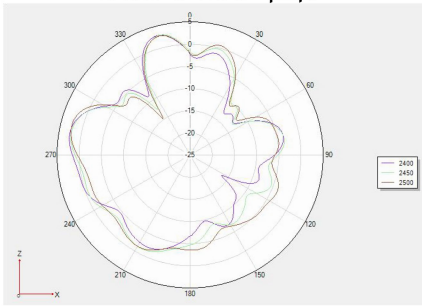
GENERAL TOLERANCE:
 LINEAR:
 X ±2.00
 X.X ±1.00
 X.XX ±0.20
 X.XXX ±0.01
 ANGLE:
 X° ±4.00°
 X.X° ±3.00°
 X.XX° ±2.00°
 X.XXX° ±1.00°

深圳市至高无限通信技术有限公司 SHENZHEN TOP-LINK COMMUNICATION TECHNOLOGY CO.,LTD			
FILE NAME: 产品图	TITLE: 2.4G PCB内置天线 1.13灰色L=120MM+I-PEX		
ENG/DATE: 2023. 7. 28	CHE/DATE: JOHN	P/N: ZG-RF51C01131A	
APP/DATE: MIKE	UNIT: mm	SCALE: 1:1	REVISION: A0
			SHEET: 1/1

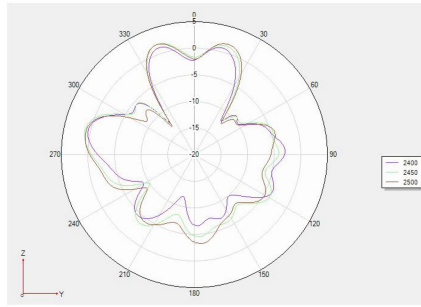
2D、3D 测试数据(2.4G):

Frequency (MHz)	Efficiency (%)	Gain. (dBi)
2400MHz	59.32	3.6
2410MHz	60.7	3.64
2420MHz	61.05	3.75
2430MHz	62.36	3.61
2440MHz	63.33	3.56
2450MHz	63.58	3.83
2460MHz	63.58	3.63
2470MHz	66.75	3.96
2480MHz	63.83	3.89
2490MHz	67.94	3.76
2500MHz	60.93	3.83

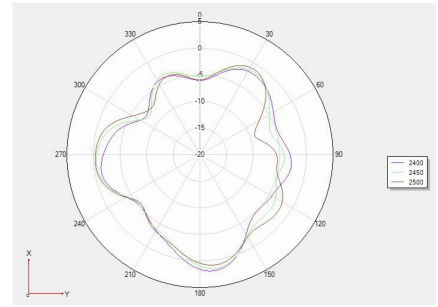
Phi 0 2D 图:



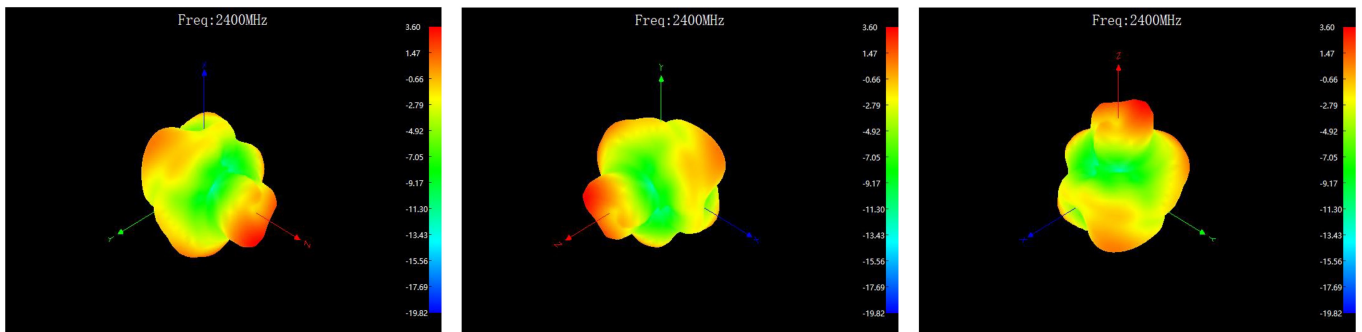
Phi 90 2D 图



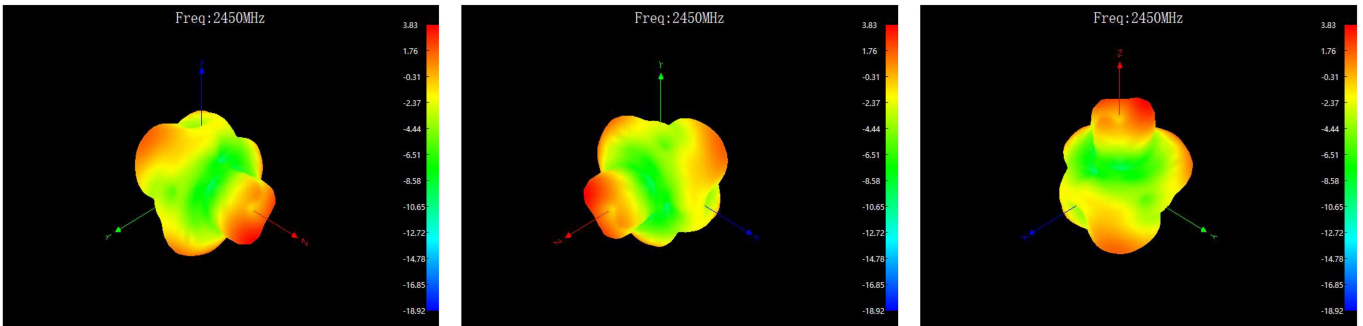
Theta 90 2D 图



3D 2400:



3D2450:



3D2500:

