

8 EXHIBIT B – EUT Setup Photographs

8.1 Conducted Emissions – Front View




8.2 Conducted Emissions – Side View




8.3 30 MHz – 1 GHz Radiated Emissions – Front View



8.4 30 MHz – 1 GHz Radiated Emissions – Rear View



8.5 1 GHz to 18 GHz Radiated Emissions - Front View




8.6 1 GHz to 18 GHz Radiated Emissions - Rear View




8.7 18 GHz to 26.5 GHz Radiated Emissions - Front View




8.8 18 GHz to 26.5 GHz Radiated Emissions – Rear View




8.9 26.5 GHz to 40 GHz Radiated Emissions – Front View




8.10 26.5 GHz to 40 GHz Radiated Emissions - Rear View




8.11 40 GHz to 60 GHz Radiated Emissions - Front View




8.12 40 GHz to 60 GHz Radiated Emissions - Rear View




8.13 60 GHz to 90 GHz Radiated Emissions - Front View



8.14 60 GHz to 90 GHz Radiated Emissions - Rear View



8.15 90 GHz to 120 GHz Radiated Emissions - Front View



8.16 90 GHz to 120 GHz Radiated Emissions - Rear View

