


## 9 EXHIBIT B – EUT Setup Photographs

### 9.1 30 MHz – 1 GHz Radiated Emissions – Front View




### 9.2 30 MHz – 1 GHz Radiated Emissions – Back View




**9.3 1 GHz to 18 GHz Radiated Emissions - Front View**




**9.4 1 GHz to 18 GHz Radiated Emissions - Rear View**



**9.5 18 GHz to 26.5 GHz Radiated Emissions - Front View**




**9.6 18 GHz to 26.5 GHz Radiated Emissions – Rear View**



**9.7 26.5 GHz to 40 GHz Radiated Emissions – Front View**




**9.8 26.5 GHz to 40 GHz Radiated Emissions - Rear View**




**9.9 40 GHz to 60 GHz Radiated Emissions - Front View**




**9.10 40 GHz to 60 GHz Radiated Emissions - Rear View**




**9.11 60 GHz to 90 GHz Radiated Emissions - Front View**



**9.12 60 GHz to 90 GHz Radiated Emissions - Rear View**



**9.13 90 GHz to 120 GHz Radiated Emissions - Front View**



**9.14 90 GHz to 120 GHz Radiated Emissions - Rear View**

