

PHOTOGRAPHS OF TEST SET UP




Figure 1 - Radiated Emissions – 30 MHz to 1 GHz – X Orientation




Figure 2 - Radiated Emissions – 1 GHz to 8 GHz – X Orientation




Figure 3 - Radiated Emissions – 8 GHz to 18 GHz – X Orientation



Figure 4 - Radiated Emissions – 18 GHz to 25 GHz (Left View) – X Orientation



Figure 5 - Radiated Emissions – 18 GHz to 25 GHz (Middle View) – X Orientation



Figure 6 – Radiated Emissions – 18 GHz to 25 GHz (Right View) – X Orientation