













Test positions for body:

According to the antenna position, the Body SAR is tested at the following 6 test positions all with the distance =5mm between the EUT and the phantom bottom:

	
Figure 1-1 Front Side mode	Figure 1-2 Back Side mode
	
Figure 1-3 Left Side mode	Figure 1-4 Right Side mode
	
Figure 1-5 Top Side mode	Figure 1-6 Bottom Side mode

Test positions for Limb:

According to the antenna position, the limb SAR is tested at the following 6 test positions all with the distance =0mm between the EUT and the phantom bottom:

	
Figure 1-7 Front Side mode	Figure 1-8 Back Side mode
	
Figure 1-9 Left Side mode	Figure 1-10 Right Side mode
	
Figure 1-11 Top Side mode	Figure 1-12 Bottom Side mode

Test positions for accessories (holster):



Figure 1-13 Back Side mode 5mm



Figure 1-14 Back Side mode 0mm

Test positions for Next to the mouth:



Figure 1-15 Front Side mode 10mm