




# POWERLINE CONDUCTED EMISSIONS









# BAND EDGE COMPLIANCE




# DUTY CYCLE




# OCCUPIED BANDWIDTH



# OUTPUT POWER



# POWER SPECTRAL DENSITY





# SPURIOUS CONDUCTED EMISSIONS

