

FCC Radio Test Report

FCC ID: XVGW420

This report concerns (check one): Original Grant Class II Change

Project No. : 1507C111
Equipment : 802.11ac Wi-Fi USB STB Adapter
Model Name : W420
Applicant : Amino Communications Ltd
Address : Buckingham Business Park, Anderson Road,
Swavesey, Cambridge, CB24 4UQ, UK

Date of Receipt : Jul. 09, 2015
Date of Test : Jul. 09, 2015 ~ Jul. 28, 2015
Issued Date : Jul. 29, 2015
Tested by : BTL Inc.

Testing Engineer : Shawn Xiao
(Shawn Xiao)

Technical Manager : David Mao
(David Mao)

Authorized Signatory : Steven Lu
(Steven Lu)

B T L I N C .

No.3, Jinshagang 1st Road, Shixia, Dalang Town, Dongguan,
Guangdong, China.

TEL: +86-769-8318-3000 FAX: +86-769-8319-6000

Declaration

BTL represents to the client that testing is done in accordance with standard procedures as applicable and that test instruments used has been calibrated with the standards traceable to National Measurement Laboratory (**NML**) of **R.O.C.**, or National Institute of Standards and Technology (**NIST**) of **U.S.A.**

BTL's reports apply only to the specific samples tested under conditions. It is manufacture's responsibility to ensure that additional production units of this model are manufactured with the identical electrical and mechanical components. **BTL** shall have no liability for any declarations, inferences or generalizations drawn by the client or others from **BTL** issued reports.

BTL's report must not be used by the client to claim product certification, approval, or endorsement by NVLAP, NIST, or any agency of the Federal Government.

This report is the confidential property of the client. As a mutual protection to the clients, the public and **BTL-self**, extracts from the test report shall not be reproduced except in full with **BTL's** authorized written approval.

BTL's laboratory quality assurance procedures are in compliance with the **ISO Guide 17025** requirements, and accredited by the conformity assessment authorities listed in this test report.

Limitation

For the use of the authority's logo is limited unless the Test Standard(s)/Scope(s)/Item(s) mentioned in this test report is (are) included in the conformity assessment authorities acceptance respective.

| Table of Contents | Page |
|--|-------------|
| 1 . CERTIFICATION | 7 |
| 2 . SUMMARY OF TEST RESULTS | 8 |
| 2.1 TEST FACILITY | 9 |
| 2.2 MEASUREMENT UNCERTAINTY | 9 |
| 3 . GENERAL INFORMATION | 10 |
| 3.1 GENERAL DESCRIPTION OF EUT | 10 |
| 3.2 DESCRIPTION OF TEST MODES | 13 |
| 3.3 TABLE OF PARAMETERS OF TEST SOFTWARE SETTING | 15 |
| 3.4 BLOCK DIAGRAM SHOWING THE CONFIGURATION OF SYSTEM TESTED | 17 |
| 3.5 DESCRIPTION OF SUPPORT UNITS | 17 |
| 4 . EMC EMISSION TEST | 18 |
| 4.1 CONDUCTED EMISSION MEASUREMENT | 18 |
| 4.1.1 POWER LINE CONDUCTED EMISSION | 18 |
| 4.1.2 TEST PROCEDURE | 18 |
| 4.1.3 DEVIATION FROM TEST STANDARD | 18 |
| 4.1.4 TEST SETUP | 19 |
| 4.1.5 EUT OPERATING CONDITIONS | 19 |
| 4.1.6 EUT TEST CONDITIONS | 19 |
| 4.1.7 TEST RESULTS | 19 |
| 4.2 RADIATED EMISSION MEASUREMENT | 20 |
| 4.2.1 RADIATED EMISSION LIMITS | 20 |
| 4.2.2 TEST PROCEDURE | 21 |
| 4.2.3 DEVIATION FROM TEST STANDARD | 21 |
| 4.2.4 TEST SETUP | 21 |
| 4.2.5 EUT OPERATING CONDITIONS | 22 |
| 4.2.6 EUT TEST CONDITIONS | 22 |
| 4.2.7 TEST RESULTS (9K TO 30MHz) | 23 |
| 4.2.8 TEST RESULTS (BETWEEN 30 TO 1000 MHz) | 23 |
| 4.2.9 TEST RESULTS (ABOVE 1000 MHz) | 23 |
| 5 . 26dB SPECTRUM BANDWIDTH | 24 |
| 5.1 APPLIED PROCEDURES / LIMIT | 24 |
| 5.1.1 TEST PROCEDURE | 24 |
| 5.1.2 DEVIATION FROM STANDARD | 24 |
| 5.1.3 TEST SETUP | 24 |
| 5.1.4 EUT OPERATION CONDITIONS | 24 |
| 5.1.5 EUT TEST CONDITIONS | 24 |
| 5.1.6 TEST RESULTS | 24 |
| 6 . MAXIMUM CONDUCTED OUTPUT POWER | 25 |

| Table of Contents | Page |
|--|------------|
| 6.1 APPLIED PROCEDURES / LIMIT | 25 |
| 6.1.1 TEST PROCEDURE | 25 |
| 6.1.2 DEVIATION FROM STANDARD | 26 |
| 6.1.3 TEST SETUP | 26 |
| 6.1.4 EUT OPERATION CONDITIONS | 26 |
| 6.1.5 EUT TEST CONDITIONS | 26 |
| 6.1.6 TEST RESULTS | 26 |
| 7 . ANTENNA CONDUCTED SPURIOUS EMISSION | 27 |
| 7.1 APPLIED PROCEDURES / LIMIT | 27 |
| 7.1.1 TEST PROCEDURE | 27 |
| 7.1.2 DEVIATION FROM STANDARD | 27 |
| 7.1.3 TEST SETUP | 27 |
| 7.1.4 EUT OPERATION CONDITIONS | 27 |
| 7.1.5 EUT TEST CONDITIONS | 27 |
| 7.1.6 TEST RESULTS | 27 |
| 8 . POWER SPECTRAL DENSITY TEST | 28 |
| 8.1 APPLIED PROCEDURES / LIMIT | 28 |
| 8.1.1 TEST PROCEDURE | 28 |
| 8.1.1 DEVIATION FROM STANDARD | 29 |
| 8.1.2 TEST SETUP | 29 |
| 8.1.3 EUT OPERATION CONDITIONS | 29 |
| 8.1.4 EUT TEST CONDITIONS | 29 |
| 8.1.5 TEST RESULTS | 29 |
| 9 . FREQUENCY STABILITY MEASUREMENT | 30 |
| 9.1 APPLIED PROCEDURES / LIMIT | 30 |
| 9.1.1 TEST PROCEDURE | 30 |
| 9.1.2 DEVIATION FROM STANDARD | 30 |
| 9.1.3 TEST SETUP | 31 |
| 9.1.4 EUT OPERATION CONDITIONS | 31 |
| 9.1.5 EUT TEST CONDITIONS | 31 |
| 9.1.6 TEST RESULTS | 31 |
| 10 . MEASUREMENT INSTRUMENTS LIST | 32 |
| 11 . EUT TEST PHOTOS | 34 |
| ATTACHMENT A - CONDUCTED EMISSION | 38 |
| ATTACHMENT B - RADIATED EMISSION (9KHZ TO 30MHZ) | 41 |
| ATTACHMENT C - RADIATED EMISSION (30MHZ TO 1000MHZ) | 43 |
| ATTACHMENT D - RADIATED EMISSION (ABOVE 1000MHZ) | 56 |
| ATTACHMENT E - BANDWIDTH | 175 |

Table of Contents


Page

| | |
|---|------------|
| ATTACHMENT F - MAXIMUM OUTPUT POWER | 198 |
| ATTACHMENT G - ANTENNA CONDUCTED SPURIOUS EMISSION | 209 |
| ATTACHMENT H - POWER SPECTRAL DENSITY | 232 |
| ATTACHMENT I - FREQUENCY STABILITY | 283 |

REPORT ISSUED HISTORY

| Issued No. | Description | Issued Date |
|---------------------|-----------------|---------------|
| BTL-FCCP-2-1507C111 | Original Issue. | Jul. 29, 2015 |

1. CERTIFICATION

Equipment : 802.11ac Wi-Fi USB STB Adapter
Brand Name : 
Model Name : W420
Applicant : Amino Communications Ltd
Manufacturer : Amino Communications Ltd
Address : Buckingway Business Park, Anderson Road, Swavesey, Cambridge, CB24
4UQ, UK
Date of Test : Jul. 09, 2015 ~ Jul. 28, 2015
Test Sample : ENGINEERING SAMPLE
Standard(s) : FCC Part15, Subpart E(15.407) / ANSI C63.10-2013
FCC KDB 789033 D02 General UNII Test Procedures New Rules v01.
FCC KDB 644545 D03 Guidance for IEEE 802.11ac v01.

The above equipment has been tested and found compliance with the requirement of the relative standards by BTL Inc.

The test data, data evaluation, and equipment configuration contained in our test report (Ref No. BTL-FCCP-2-1507C111) were obtained utilizing the test procedures, test instruments, test sites that has been accredited by the Authority of TAF according to the ISO-17025 quality assessment standard and technical standard(s).

2. SUMMARY OF TEST RESULTS

Test procedures according to the technical standard(s):

| FCC Part15, Subpart E | | | |
|------------------------|-----------------------------------|----------|--------|
| Standard(s) Section | Test Item | Judgment | Remark |
| FCC | | | |
| 15.207 | AC Power Line Conducted Emissions | PASS | |
| 15.407(a) | 26dB Spectrum Bandwidth | PASS | |
| 15.407(a) | Maximum Conducted Output Power | PASS | |
| 15.407(a) | Power Spectral Density | PASS | |
| 15.407(a) | Radiated Emissions | PASS | |
| 15.407(b) | Band Edge Emissions | PASS | |
| 15.407(g) | Frequency Stability | PASS | |
| 15.203 | Antenna Requirements | PASS | |

NOTE:

(1) "N/A" denotes test is not applicable in this test report.

2.1 TEST FACILITY

The test facilities used to collect the test data in this report is at the location of No.3,Jinshagang 1st Road, Shixia, Dalang Town, Dongguan, Guangdong, China.

BTL's test firm number for FCC: 319330

2.2 MEASUREMENT UNCERTAINTY

The reported uncertainty of measurement $y \pm U$, where expanded uncertainty U is based on a standard uncertainty multiplied by a coverage factor of $k=2$, providing a level of confidence of approximately 95%.

A. Conducted Measurement:

| Test Site | Method | Measurement Frequency Range | U, (dB) | NOTE |
|-----------|--------|-----------------------------|---------|------|
| DG-C02 | CISPR | 150 KHz ~ 30MHz | 1.94 | |

B. Radiated Measurement:

| Test Site | Method | Measurement Frequency Range | Ant. H / V | U, (dB) | NOTE |
|-----------|--------|-----------------------------|------------|---------|------|
| DG-CB03 | CISPR | 9kHz~30MHz | V | 3.79 | |
| | | 9kHz~30MHz | H | 3.57 | |
| | | 30MHz ~ 200MHz | V | 3.82 | |
| | | 30MHz ~ 200MHz | H | 3.78 | |
| | | 200MHz ~ 1,000MHz | V | 4.10 | |
| | | 200MHz ~ 1,000MHz | H | 4.06 | |
| | | 1GHz~18GHz | V | 3.12 | |
| | | 1GHz~18GHz | H | 3.68 | |
| | | 18GHz~40GHz | V | 4.15 | |
| | | 18GHz~40GHz | H | 4.14 | |

3. GENERAL INFORMATION

3.1 GENERAL DESCRIPTION OF EUT

| | | |
|---------------------|--------------------------------|---|
| Equipment | 802.11ac Wi-Fi USB STB Adapter | |
| Brand Name | amino | |
| Model Name | W420 | |
| Mode Different | NA | |
| Product Description | Operation Frequency | UNII-1: 5150-5250MHz UNII-3: 5725-5850MHz |
| | Modulation Type | OFDM |
| | Bit Rate of Transmitter | 900Mbps |
| | Output Power (Max.)for UNII-1 | 802.11a: 7.85dBm 802.11n (20M): 7.78dBm 802.11n (40M): 7.84dBm 802.11ac (20M): 7.88dBm 802.11ac (40M): 7.66dBm 802.11ac (80M): 7.98dBm |
| | Output Power (Max.)for UNII-3 | 802.11a: 7.31dBm 802.11n (20M): 7.44dBm 802.11n (40M): 7.40dBm 802.11ac (20M): 7.46dBm 802.11ac (40M): 7.19dBm 802.11ac (80M): 7.51dBm |
| Power Source | Supplied from PC USB port. | |
| Power Rating | DC 5V | |

Note:

- For a more detailed features description, please refer to the manufacturer's specifications or the User's manual.
- Channel List:

| 802.11a 802.11n 20MHz 802.11ac 20MHz | | 802.11n 40MHz 802.11ac 40MHz | | 802.11ac 80MHz | |
|--|-----------------|---------------------------------|-----------------|----------------|-----------------|
| UNII-1 | | UNII-1 | | UNII-1 | |
| Channel | Frequency (MHz) | Channel | Frequency (MHz) | Channel | Frequency (MHz) |
| 36 | 5180 | 38 | 5190 | 42 | 5210 |
| 40 | 5200 | 46 | 5230 | | |
| 44 | 5220 | | | | |
| 48 | 5240 | | | | |

| 802.11a 802.11n 20MHz 802.11ac 20MHz | | 802.11n 40MHz 802.11ac 40MHz | | 802.11ac 80MHz | |
|--|-----------------|---------------------------------|-----------------|----------------|-----------------|
| UNII-3 | | UNII-3 | | UNII-3 | |
| Channel | Frequency (MHz) | Chann I | Frequency (MHz) | Channel | Frequency (MHz) |
| 149 | 5745 | 151 | 5755 | 155 | 5775 |
| 153 | 5765 | 159 | 5795 | | |
| 157 | 5785 | | | | |
| 161 | 5805 | | | | |
| 165 | 5825 | | | | |

3. Antenna Specification:

| Ant. | Brand | Model Name | Antenna Type | Connector | Gain (dBi) | Note |
|------|-------|------------|--------------|-----------|------------|------|
| 1 | N/A | N/A | PCB | N/A | 3 | 5G |
| 2 | N/A | N/A | PCB | N/A | 3 | 5G |

Note:

- The EUT incorporates a MIMO function. Physically, the EUT provides two completed transmitters and receivers (2T2R), all transmit signals are completely uncorrelated, then, **Direction gain = G_{ANT}**, that is Directional gain=3.
- ANT 1 for 1TX is the worst case.

4.

| Operating Mode TX Mode | 1TX | 2TX |
|---------------------------|-----------|-------------------|
| 802.11a | V (ANT 1) | - |
| 802.11n (20MHz) | - | V (ANT 1 + ANT 2) |
| 802.11n (40MHz) | - | V (ANT 1 + ANT 2) |
| 802.11ac (20MHz) | - | V (ANT 1 + ANT 2) |
| 802.11ac (40MHz) | - | V (ANT 1 + ANT 2) |
| 802.11ac (80MHz) | - | V (ANT 1 + ANT 2) |

3.2 DESCRIPTION OF TEST MODES

To investigate the maximum EMI emission characteristics generates from EUT, the test system was pre-scanning tested base on the consideration of following EUT operation mode or test configuration mode which possible have effect on EMI emission level. Each of these EUT operation mode(s) or test configuration mode(s) mentioned above was evaluated respectively.

| Pretest Test Mode | Description |
|-------------------|---|
| Mode 1 | TX A Mode / CH36, CH40, CH48 (UNII-1) |
| Mode 2 | TX N20 Mode / CH36, CH40, CH48 (UNII-1) |
| Mode 3 | TX N40 Mode / CH38, CH46 (UNII-1) |
| Mode 4 | TX AC20 Mode / CH36, CH40, CH48 (UNII-1) |
| Mode 5 | TX AC40 Mode / CH38, CH46 (UNII-1) |
| Mode 6 | TX AC80 Mode / CH42 (UNII-1) |
| Mode 7 | TX A Mode / CH149,CH157,CH165 (UNII-3) |
| Mode 8 | TX N20 Mode / CH149,CH157,CH165 (UNII-3) |
| Mode 9 | TX N40 Mode / CH151,CH159 (UNII-3) |
| Mode 10 | TX AC20 Mode / CH149,CH157,CH165 (UNII-3) |
| Mode 11 | TX AC40 Mode / CH151,CH159 (UNII-3) |
| Mode 12 | TX AC80 Mode / CH155 (UNII-3) |
| Mode 13 | TX Mode |

The EUT system operated these modes were found to be the worst case during the pre-scanning test as following:

| For Conducted Test | |
|--------------------|-------------|
| Final Test Mode | Description |
| Mode 13 | TX Mode |

| For Radiated Test | |
|-------------------|---|
| Final Test Mode | Description |
| Mode 1 | TX A Mode / CH36, CH40, CH48 (UNII-1) |
| Mode 2 | TX N20 Mode / CH36, CH40, CH48 (UNII-1) |
| Mode 3 | TX N40 Mode / CH38, CH46 (UNII-1) |
| Mode 4 | TX AC20 Mode / CH36, CH40, CH48 (UNII-1) |
| Mode 5 | TX AC40 Mode / CH38, CH46 (UNII-1) |
| Mode 6 | TX AC80 Mode / CH42 (UNII-1) |
| Mode 7 | TX A Mode / CH149,CH157,CH165 (UNII-3) |
| Mode 8 | TX N20 Mode / CH149,CH157,CH165 (UNII-3) |
| Mode 9 | TX N40 Mode / CH151,CH159 (UNII-3) |
| Mode 10 | TX AC20 Mode / CH149,CH157,CH165 (UNII-3) |
| Mode 11 | TX AC40 Mode / CH151,CH159 (UNII-3) |
| Mode 12 | TX AC80 Mode / CH155 (UNII-3) |

Note:

(1) For radiated below 1GHz test, the 802.11a mode is found to be the worst case and recorded.

3.3 TABLE OF PARAMETERS OF TEST SOFTWARE SETTING

During testing channel & power controlling software provided by the customer was used to control the operating channel as well as the output power level. The RF output power selection is for the setting of RF output power expected by the customer and is going to be fixed on the firmware of the final end product

| UNII-1 | | | |
|-----------------------|---------------|------|------|
| Test Software Version | MTool_2.0.0.6 | | |
| Frequency (MHz) | 5180 | 5200 | 5240 |
| A Mode | 27 | 27 | 27 |

| UNII-1 | | | |
|-----------------------|---------------|------|------|
| Test Software Version | MTool_2.0.0.6 | | |
| Frequency (MHz) | 5180 | 5200 | 5240 |
| N20 Mode | 20 | 20 | 21 |
| Frequency (MHz) | 5190 | 5230 | |
| N40 Mode | 21 | 21 | |

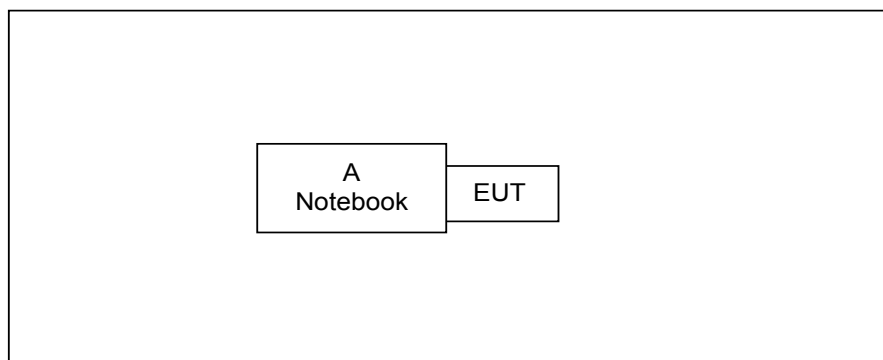
| UNII-1 | | | |
|-----------------------|---------------|------|------|
| Test Software Version | MTool_2.0.0.6 | | |
| Frequency (MHz) | 5180 | 5200 | 5240 |
| AC20 Mode | 21 | 22 | 22 |
| Frequency (MHz) | 5190 | 5230 | |
| AC40 Mode | 22 | 22 | |
| Frequency (MHz) | 5210 | | |
| AC80 Mode | 26 | | |

| UNII-3 | | | |
|-----------------------|---------------|------|------|
| Test Software Version | MTool_2.0.0.6 | | |
| Frequency (MHz) | 5745 | 5785 | 5825 |
| A Mode | 27 | 27 | 28 |

| UNII-3 | | | |
|-----------------------|---------------|------|------|
| Test Software Version | MTool_2.0.0.6 | | |
| Frequency (MHz) | 5745 | 5785 | 5825 |
| N20 Mode | 26 | 26 | 27 |
| Frequency (MHz) | 5755 | 5795 | |
| N40 Mode | 27 | 27 | |

| UNII-3 | | | |
|-----------------------|---------------|------|------|
| Test Software Version | MTool_2.0.0.6 | | |
| Frequency (MHz) | 5745 | 5785 | 5825 |
| AC20 Mode | 28 | 28 | 29 |
| Frequency (MHz) | 5755 | 5795 | |
| AC40 Mode | 27 | 27 | |
| Frequency (MHz) | 5775 | | |
| AC80 Mode | 31 | | |

3.4 BLOCK DIAGRAM SHOWING THE CONFIGURATION OF SYSTEM TESTED



Control Room

3.5 DESCRIPTION OF SUPPORT UNITS

The EUT has been tested as an independent unit together with other necessary accessories or support units. The following support units or accessories were used to form a representative test configuration during the tests.

| Item | Equipment | Mfr/Brand | Model/Type No. | FCC ID | Series No. | Note |
|------|-----------|-----------|------------------|--------|------------|------|
| A | Notebook | DELL | Inspiron 14-3437 | DOC | N/A | |

| Item | Shielded Type | Ferrite Core | Length | Note |
|------|---------------|--------------|--------|------|
| - | - | - | - | - |

4. EMC EMISSION TEST

4.1 CONDUCTED EMISSION MEASUREMENT

4.1.1 POWER LINE CONDUCTED EMISSION (Frequency Range 150kHz-30MHz)

| FREQUENCY (MHz) | Class A (dBuV) | | Class B (dBuV) | |
|-----------------|----------------|---------|----------------|-----------|
| | Quasi-peak | Average | Quasi-peak | Average |
| 0.15 -0.5 | 79.00 | 66.00 | 66 - 56 * | 56 - 46 * |
| 0.50 -5.0 | 73.00 | 60.00 | 56.00 | 46.00 |
| 5.0 -30.0 | 73.00 | 60.00 | 60.00 | 50.00 |

Note:

- (1) The tighter limit applies at the band edges.
- (2) The limit of " * " marked band means the limitation decreases linearly with the logarithm of the frequency in the range.
- (3) The test result calculated as following:
 Measurement Value = Reading Level + Correct Factor
 Correct Factor = Insertion Loss + Cable Loss + Attenuator Factor(if use)
 Margin Level = Measurement Value - Limit Value

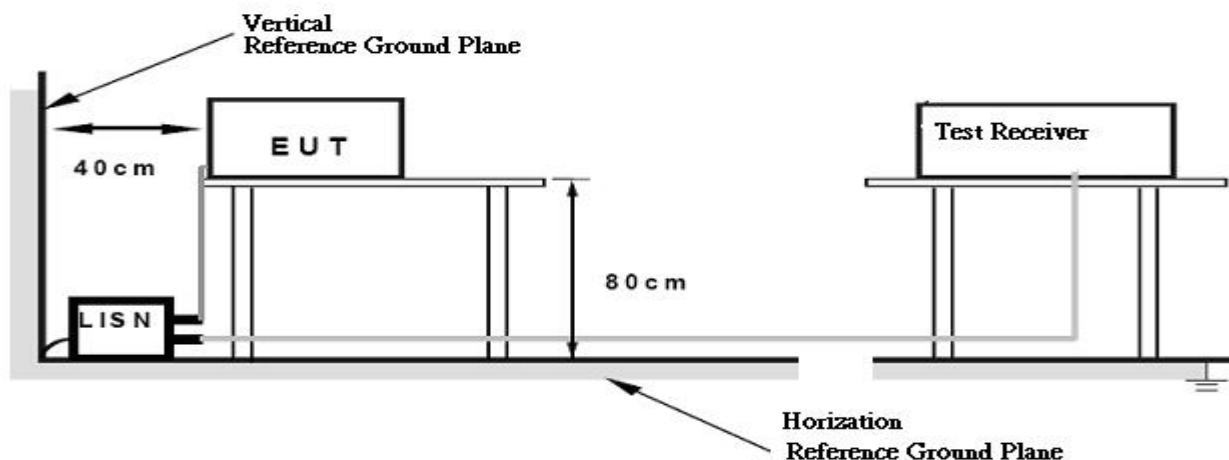
4.1.2 TEST PROCEDURE

- a. The EUT was placed 0.8 meters from the horizontal ground plane with EUT being connected to the power mains through a line impedance stabilization network (LISN). All other support equipments powered from additional LISN(s). The LISN provide 50 Ohm/ 50uH of coupling impedance for the measuring instrument.
- b. Interconnecting cables that hang closer than 40 cm to the ground plane shall be folded back and forth in the center forming a bundle 30 to 40 cm long.
- c. I/O cables that are not connected to a peripheral shall be bundled in the center. The end of the cable may be terminated, if required, using the correct terminating impedance. The overall length shall not exceed 1 m.
- d. LISN at least 80 cm from nearest part of EUT chassis.
- e. For the actual test configuration, please refer to the related Item –EUT Test Photos.

4.1.3 DEVIATION FROM TEST STANDARD

No deviation

4.1.4 TEST SETUP



4.1.5 EUT OPERATING CONDITIONS

The EUT was configured for testing in a typical fashion (as a customer would normally use it). The EUT has been programmed to continuously transmit during test. This operating condition was tested and used to collect the included data.

The EUT was programmed to be in continuously transmitting/TX Mode mode.

4.1.6 EUT TEST CONDITIONS

Temperature: 24°C Relative Humidity: 60% Test Voltage: AC 120V/60Hz

4.1.7 TEST RESULTS

Please refer to the Attachment A.

Remark:

- (1) All readings are QP Mode value unless otherwise stated AVG in column of 『Note 』. If the QP Mode Measured value compliance with the QP Limits and lower than AVG Limits, the EUT shall be deemed to meet both QP & AVG Limits and then only QP Mode was measured, but AVG Mode didn't perform. In this case, a “ * ” marked in AVG Mode column of Interference Voltage Measured.
- (2) Measuring frequency range from 150kHz to 30MHz.

4.2 RADIATED EMISSION MEASUREMENT

4.2.1 RADIATED EMISSION LIMITS

20dBc in any 100 kHz bandwidth outside the operating frequency band. In case the emission fall within the restricted band specified on 15.205(a), then the 15.209(a) limit in the table below has to be followed.

| Frequencies (MHz) | Field Strength (micorvolts/meter) | Measurement Distance (meters) |
|-------------------|-----------------------------------|-------------------------------|
| 0.009~0.490 | 2400/F(kHz) | 300 |
| 0.490~1.705 | 24000/F(kHz) | 30 |
| 1.705~30.0 | 30 | 30 |
| 30~88 | 100 | 3 |
| 88~216 | 150 | 3 |
| 216~960 | 200 | 3 |
| Above 960 | 500 | 3 |

Note:

- (1) The limit for radiated test was performed according to FCC PART 15C.
- (2) The tighter limit applies at the band edges.
- (3) The test result calculated as following:
 Measurement Value = Reading Level + Correct Factor
 Correct Factor = Antenna Factor + Cable Loss - Amplifier Gain(if use)
 Margin Level = Measurement Value - Limit Value

LIMITS OF UNWANTED EMISSION OUT OF THE RESTRICTED BANDS

| Frequencies (MHz) | EIRP Limit (dBm) | Equivalent Field Strength at 3m (dB μ V/m) |
|-------------------|-------------------------------------|--|
| 5150-5250 | -27 | 68.3 |
| 5250-5350 | -27 | 68.3 |
| 5470-5725 | -27 | 68.3 |
| 5725-5850 | -27 (beyond 10MHz of the band edge) | 68.3 |
| | -17 (within 10 MHz of band edge) | 78.3 |

Note: The following formula is used to convert the equipment isotropic radiated power (eirp) to field strength:

$$E = \frac{1000000\sqrt{30P}}{3} \mu\text{V/m, where P is the eirp (Watts)}$$

4.2.2 TEST PROCEDURE

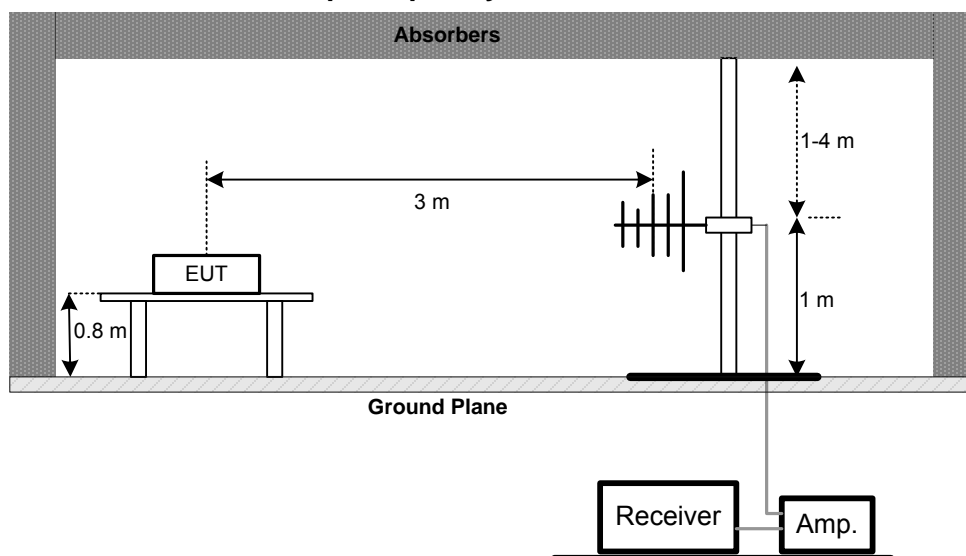
- a. The measuring distance of at 3m shall be used for measurements at frequency up to 1GHz. For frequencies above 1GHz, any suitable measuring distance may be used.
- b. The EUT was placed on the top of a rotating table 0.8 meters above the ground at a 3 meter semi-anechoic chamber. The table was rotated 360 degrees to determine the position of the highest radiation.
- c. The height of the equipment or of the substitution antenna shall be 0.8 m; the height of the test antenna shall vary between 1 m to 4 m. Both horizontal and vertical polarizations of the antenna are set to make the measurement.
- d. The initial step in collecting conducted emission data is a receiver peak detector mode pre-scanning the measurement frequency range. Significant peaks are then marked and then Quasi Peak detector mode re-measured.
- e. If the Peak Mode measured value compliance with and lower than Quasi Peak Mode Limit, the EUT shall be deemed to meet QP Limits and then no additional QP Mode measurement performed.
- f. For the actual test configuration, please refer to the related Item –EUT Test Photos.

4.2.3 DEVIATION FROM TEST STANDARD

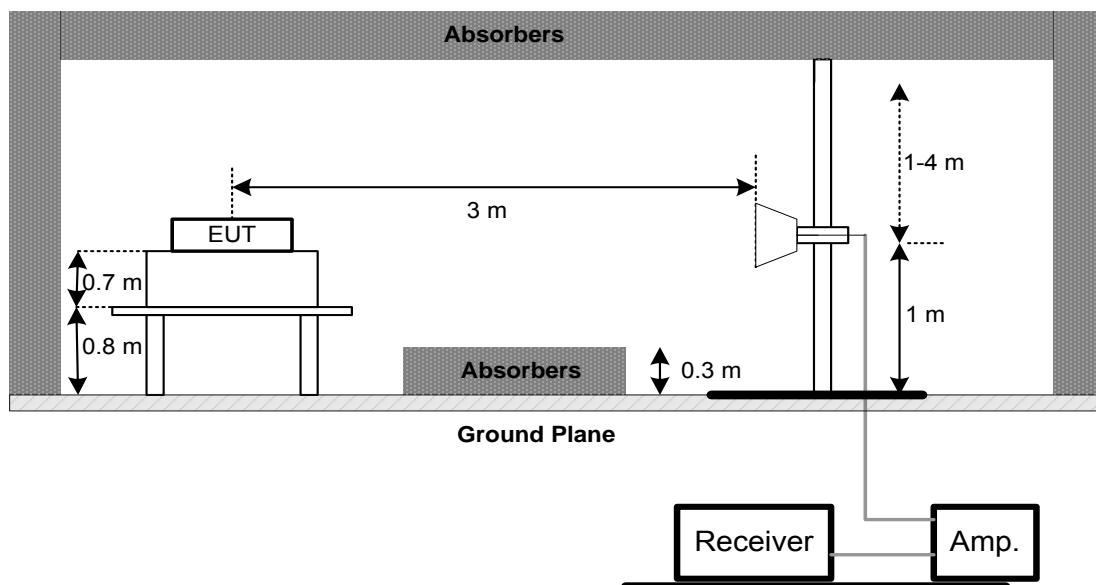
No deviation

4.2.4 TEST SETUP

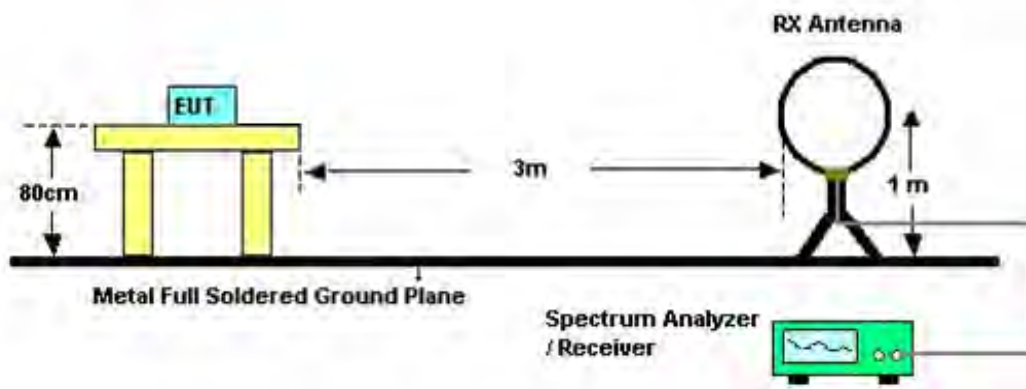
(A) Radiated Emission Test Set-Up Frequency Below 1GHz



(B) Radiated Emission Test Set-Up Frequency Above 1 GHz



(C) Radiated emissions below 30MHz



4.2.5 EUT OPERATING CONDITIONS

The EUT tested system was configured as the statements of 4.1.5 Unless otherwise a special operating condition is specified in the follows during the testing.

4.2.6 EUT TEST CONDITIONS

Temperature: 24°C Relative Humidity: 52% Test Voltage: AC 120V/60Hz

4.2.7 TEST RESULTS (9K TO 30MHz)

Please refer to the Attachment B

Remark:

- (1) The amplitude of spurious emissions which are attenuated by more than 20 dB below the permissible value has no need to be reported.
- (2) Distance extrapolation factor = $40 \log(\text{specific distance} / \text{test distance})$ (dB);
- (3) Limit line = specific limits (dBuV) + distance extrapolation factor.

4.2.8 TEST RESULTS (BETWEEN 30 TO 1000 MHz)

Please refer to the Attachment C.

Remark:

- (1) Reading in which marked as QP or Peak means measurements by using are Quasi-Peak Mode or Peak Mode with Detector BW=120kHz ; SPA setting in RBW=120kHz, VBW =120kHz, Swp. Time = 0.3 sec./MHz ◦
- (2) All readings are Peak unless otherwise stated QP in column of 『Note』 . Peak denotes that the Peak reading compliance with the QP Limits and then QP Mode measurement didn't perform ◦
- (3) Measuring frequency range from 30MHz to 1000MHz ◦
- (4) If the peak scan value lower limit more than 20dB, then this signal data does not show in table ◦

4.2.9 TEST RESULTS (ABOVE 1000 MHz)

Please refer to the Attachment D.

Remark:

- (1) Spectrum Setting: 30MHz – 1000MHz , RBW= 100kHz, VBW=100kHz, Sweep time = 200 ms. 1GHz- 40GHz, RBW= 1MHz, VBW= 1MHz, Sweep time = Auto
- (2) All readings are Peak unless otherwise stated AV in column of 『Note』 . Peak denotes that the Peak reading compliance with the AV Limits and then AV Mode measurement didn't perform.
- (3) Radiated emissions measured in frequency range above 1000MHz were made with an instrument using Peak detector mode and AV detector mode of the emission ◦
- (4) Data of measurement within this frequency range shown “ * ” in the table above means the reading of emissions are attenuated more than 20dB below the permissible limits or the field strength is too small to be measured.
- (5) A preamp and high pass filter were used for this test in order to provide sufficient measurement sensitivity.
- (6) EUT Orthogonal Axes:
“X” - denotes Laid on Table ; “Y” - denotes Vertical Stand ; “Z” - denotes Side Stand
- (7) During the measurements above 1GHz it is taken care of that the EUT is always within the 3dB cone of radiation BW of the used antenna.
- (8) No limit: This is fundamental signal, the judgment is not applicable.
For fundamental signal judgment was referred to Peak output test.

5. 26dB SPECTRUM BANDWIDTH

5.1 APPLIED PROCEDURES / LIMIT

| FCC Part15, Subpart E | | | |
|-----------------------|------------------------------|-----------------------|--------|
| Test Item | Limit | Frequency Range (MHz) | Result |
| Bandwidth | 26 dB Bandwidth | 5150-5250 | PASS |
| | Minimum 500kHz 6dB Bandwidth | 5725-5850 | PASS |

5.1.1 TEST PROCEDURE

a. The EUT was directly connected to the spectrum analyzer and antenna output port as show in the block diagram below,

b.

| Spectrum Parameters | Setting |
|---------------------|------------------|
| Attenuation | Auto |
| Span Frequency | > 26dB Bandwidth |
| RBW | 300 kHz |
| VBW | 1000 kHz |
| Detector | Peak |
| Trace | Max Hold |
| Sweep Time | Auto |

c. Measured the spectrum width with power higher than 26dB below carrier

5.1.2 DEVIATION FROM STANDARD

No deviation.

5.1.3 TEST SETUP



5.1.4 EUT OPERATION CONDITIONS

The EUT tested system was configured as the statements of 4.1.5 Unless otherwise a special operating condition is specified in the follows during the testing.

5.1.5 EUT TEST CONDITIONS

Temperature: 24°C Relative Humidity: 52% Test Voltage: AC 120V/60Hz

5.1.6 TEST RESULTS

Please refer to the Attachment E.

6. MAXIMUM CONDUCTED OUTPUT POWER

6.1 APPLIED PROCEDURES / LIMIT

| FCC Part15, Subpart E | | | |
|--|---|-----------------------|--------|
| Test Item | Limit | Frequency Range (MHz) | Result |
| Conducted Output Power | Fixed:1 Watt (30dBm) Mobile and portable: 250mW (24dBm) | 5150-5250 | PASS |
| | 1 Watt (30dBm) | 5725-5850 | PASS |
| Note: The maximum e.i.r.p at anyelevation angle above 30 degrees as measured from the horizon must not exceed 125mW(21dBm) | | | |

6.1.1 TEST PROCEDURE

- a. The EUT was directly connected to the power meter and antenna output port as show in the block diagram below,
- b.

| Spectrum Parameter | Setting |
|--------------------|--|
| Attenuation | Auto |
| Span Frequency | Encompass the entire emissions bandwidth (EBW) of the signal |
| RBW | = 1MHz. |
| VBW | \geq 3MHz. |
| Detector | RMS |
| Trace | Max Hold |
| Sweep Time | auto |

- c. Test was performed in accordance with method of KDB 789033 D02.

6.1.2 DEVIATION FROM STANDARD

No deviation.

6.1.3 TEST SETUP



6.1.4 EUT OPERATION CONDITIONS

The EUT tested system was configured as the statements of 4.1.5 Unless otherwise a special operating condition is specified in the follows during the testing.

6.1.5 EUT TEST CONDITIONS

Temperature: 24°C Relative Humidity: 52% Test Voltage: AC 120V/60Hz

6.1.6 TEST RESULTS

Please refer to the Attachment F.

7. ANTENNA CONDUCTED SPURIOUS EMISSION

7.1 APPLIED PROCEDURES / LIMIT

| FCC Part15, Subpart E | | | |
|-------------------------------------|--|-----------------------|--------|
| Test Item | Limit | Frequency Range (MHz) | Result |
| Antenna conducted Spurious Emission | -27dBm/MHz | 5150-5250 | PASS |
| | Below -17dBm/MHz within 10MHz of band edge, below -27dBm/MHz beyond 10MHz of the band edge | 5725-5850 | PASS |

7.1.1 TEST PROCEDURE

a. The EUT was directly connected to the spectrum analyzer and antenna output port as show in the block diagram below,

b.

| Spectrum Parameter | Setting |
|--------------------|----------|
| Attenuation | Auto |
| RBW | 1000kHz |
| VBW | 1000kHz |
| Trace | Max Hold |
| Sweep Time | Auto |

7.1.2 DEVIATION FROM STANDARD

No deviation.

7.1.3 TEST SETUP



7.1.4 EUT OPERATION CONDITIONS

The EUT tested system was configured as the statements of 4.1.5 Unless otherwise a special operating condition is specified in the follows during the testing.

7.1.5 EUT TEST CONDITIONS

Temperature: 24°C Relative Humidity: 52% Test Voltage: AC 120V/60Hz

7.1.6 TEST RESULTS

Please refer to the Attachment G.

8. POWER SPECTRAL DENSITY TEST

8.1 APPLIED PROCEDURES / LIMIT

| FCC Part15, Subpart E | | | |
|------------------------|---|-----------------------|--------|
| Test Item | Limit | Frequency Range (MHz) | Result |
| Power Spectral Density | Other then Mobile and portable:17dBm/MHz Mobile and portable:11dBm/MHz | 5150-5250 | PASS |
| | 30dBm/500kHz | 5725-5850 | PASS |

8.1.1 TEST PROCEDURE

a. The EUT was directly connected to the spectrum analyzer and antenna output port as show in the block diagram below,

b.

| Spectrum Parameter | Setting |
|--------------------|--|
| Attenuation | Auto |
| Span Frequency | Encompass the entire emissions bandwidth (EBW) of the signal |
| RBW | = 1MHz. |
| VBW | ≥ 3MHz. |
| Detector | RMS |
| Trace | Max Hold |
| Sweep Time | Auto |

Note:

1. For UNII-3, according to KDB publication 789033 D02 General UNII Test Procedures New Rules v01, section II.F.5., it is acceptable to set RBW at 1MHz and VBW at 3MHz if the spectrum analyzer does not have 500kHz RBW.
2. The value measured with RBW=1MHz is to be added with $10\log(500\text{kHz}/1\text{MHz})$ which is -3dB. For example, if the measured value is +10dBm using RBW=1MHz (that is +10dBm/MHz), then the converted value will be +7dBm/500kHz.

8.1.1 DEVIATION FROM STANDARD

No deviation.

8.1.2 TEST SETUP



8.1.3 EUT OPERATION CONDITIONS

The EUT tested system was configured as the statements of 4.1.5 Unless otherwise a special operating condition is specified in the follows during the testing.

8.1.4 EUT TEST CONDITIONS

Temperature: 24°C Relative Humidity: 52% Test Voltage: AC 120V/60Hz

8.1.5 TEST RESULTS

Please refer to the Attachment H.

9. FREQUENCY STABILITY MEASUREMENT

9.1 APPLIED PROCEDURES / LIMIT

| FCC Part15, Subpart E | | | |
|--|--------------------------------|-----------------------|--------|
| Test Item | Limit | Frequency Range (MHz) | Result |
| FSpecified in the user's manualSpecified in the user's manualfrequency Stability | Specified in the user's manual | 5150-5250 | PASS |
| | | 5725-5850 | PASS |

9.1.1 TEST PROCEDURE

a. The EUT was directly connected to the spectrum analyzer and antenna output port as show in the block diagram below,

b.

| Spectrum Parameter | Setting |
|--------------------|--|
| Attenuation | Auto |
| Span Frequency | Entire absence of modulation emissions bandwidth |
| RBW | 10 kHz |
| VBW | 10 kHz |
| Sweep Time | Auto |

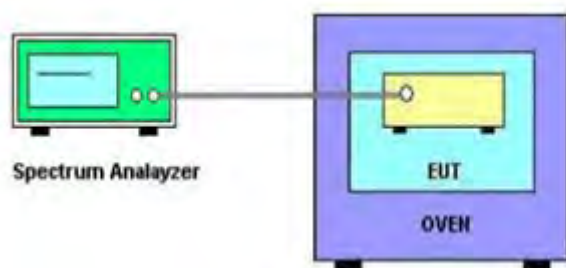
c. The test extreme voltage is to change the primary supply voltage from 85 to 115 percent of the nominal value.

d. User manual temperature is 0°C~40°C.

9.1.2 DEVIATION FROM STANDARD

No deviation.

9.1.3 TEST SETUP



9.1.4 EUT OPERATION CONDITIONS

The EUT tested system was configured as the statements of 4.1.5 Unless otherwise a special operating condition is specified in the follows during the testing.

9.1.5 EUT TEST CONDITIONS

Temperature: 25°C Relative Humidity: 55% Test Voltage: AC 120V/60Hz

9.1.6 TEST RESULTS

Please refer to the Attachment I.

10. MEASUREMENT INSTRUMENTS LIST

| Conducted Emission Measurement | | | | | |
|--------------------------------|----------------------|--------------|-----------------------|------------|------------------|
| Item | Kind of Equipment | Manufacturer | Type No. | Serial No. | Calibrated until |
| 1 | LISN | EMCO | 3816/2 | 00052765 | Mar. 28, 2016 |
| 2 | LISN | R&S | ENV216 | 101447 | Mar. 28, 2016 |
| 3 | Test Cable | emci | RG223(9KHz-30MHz) | C_17 | Mar. 13, 2016 |
| 4 | EMI TEST RECEIVER | R&S | ESCS30 | 833364/017 | Mar. 28, 2016 |
| 5 | 50Ω Terminator | SHX | TF2-3G-A | 08122902 | Mar. 28, 2016 |
| 6 | Measurement Software | Farad | EZ-EMC Ver.NB-03A1-01 | N/A | N/A |

| Radiated Emission Measurement | | | | | |
|-------------------------------|--------------------------------------|----------------|----------------------------------|---------------|------------------|
| Item | Kind of Equipment | Manufacturer | Type No. | Serial No. | Calibrated until |
| 1 | Antenna | Schwarbeck | VULB9160 | 9160-3232 | Mar. 28, 2016 |
| 2 | Amplifier | HP | 8447D | 2944A09673 | Nov. 17, 2015 |
| 3 | Receiver | AGILENT | N9038A | MY52130039 | Sep. 30, 2015 |
| 4 | Test Cable | emci | LMR-400(30MHz-1GHz) | C-01 | Jun. 28, 2016 |
| 5 | Controller | CT | SC100 | N/A | N/A |
| 6 | Antenna | ETS | 3115 | 00075789 | Mar. 28, 2016 |
| 7 | Amplifier | Agilent | 8449B | 3008A02274 | Nov. 02, 2015 |
| 8 | Receiver | AGILENT | N9038A | MY52130039 | Sep. 30, 2015 |
| 9 | Test Cable | emci | EMC104-SM-SM-10000(1GHz-26.5GHz) | C-68 | Jun. 28, 2016 |
| 10 | Controller | CT | SC100 | N/A | N/A |
| 11 | Broad-Band Horn Antenna | Schwarzbeck | BBHA 9170 | 9170319 | Mar. 28, 2016 |
| 12 | Microwave Pre-amplifier With Adaptor | EMC INSTRUMENT | EMC2654045 | 980039 & HA01 | Mar. 28, 2016 |
| 13 | Active Loop Antenna | R&S | HFH2-Z2 | 830749/020 | Aug. 16, 2015 |
| 14 | Measurement Software | Farad | EZ-EMC Ver.NB-03A1-01 | N/A | N/A |

| Spectrum Bandwidth Measurement | | | | | |
|---------------------------------------|-------------------|--------------|----------|------------|------------------|
| Item | Kind of Equipment | Manufacturer | Type No. | Serial No. | Calibrated until |
| 1 | Spectrum Analyzer | R&S | FSP 40 | 100185 | Nov. 02, 2015 |

| Maximum Conducted Output Power Measurement | | | | | |
|---|-----------------------|--------------|----------|------------|------------------|
| Item | Kind of Equipment | Manufacturer | Type No. | Serial No. | Calibrated until |
| 1 | P-series Power meter | Agilent | N1911A | MY45100473 | Mar. 28, 2016 |
| 2 | Wireband Power sensor | Agilent | N1921A | MY51100041 | Mar. 28, 2016 |

| Antenna Conducted Spurious Emission Measurement | | | | | |
|--|-------------------|--------------|----------|------------|------------------|
| Item | Kind of Equipment | Manufacturer | Type No. | Serial No. | Calibrated until |
| 1 | Spectrum Analyzer | R&S | FSP 40 | 100185 | Nov. 02, 2015 |


| Power Spectral Density Measurement | | | | | |
|---|-------------------|--------------|----------|------------|------------------|
| Item | Kind of Equipment | Manufacturer | Type No. | Serial No. | Calibrated until |
| 1 | Spectrum Analyzer | R&S | FSP 40 | 100185 | Nov. 02, 2015 |

| Frequency Stability Measurement | | | | | |
|--|--------------------------------|--------------|-------------------|-------------|------------------|
| Item | Kind of Equipment | Manufacturer | Type No. | Serial No. | Calibrated until |
| 1 | Spectrum Analyzer | R&S | FSP 40 | 100185 | Nov. 02, 2015 |
| 2 | Const Temp. & Humidity Chamber | Giant Force | ITH-1200-40-CP-AR | IAA1210-003 | Aug.01, 2015 |

Remark: "N/A" denotes no model name, serial no. or calibration specified.
 All calibration period of equipment list is one year.

11. EUT TEST PHOTOS

Conducted Measurement Photos




Radiated Measurement Photos

9KHz to 30MHz



Radiated Measurement Photos

30MHz to 1000MHz



Radiated Measurement Photos

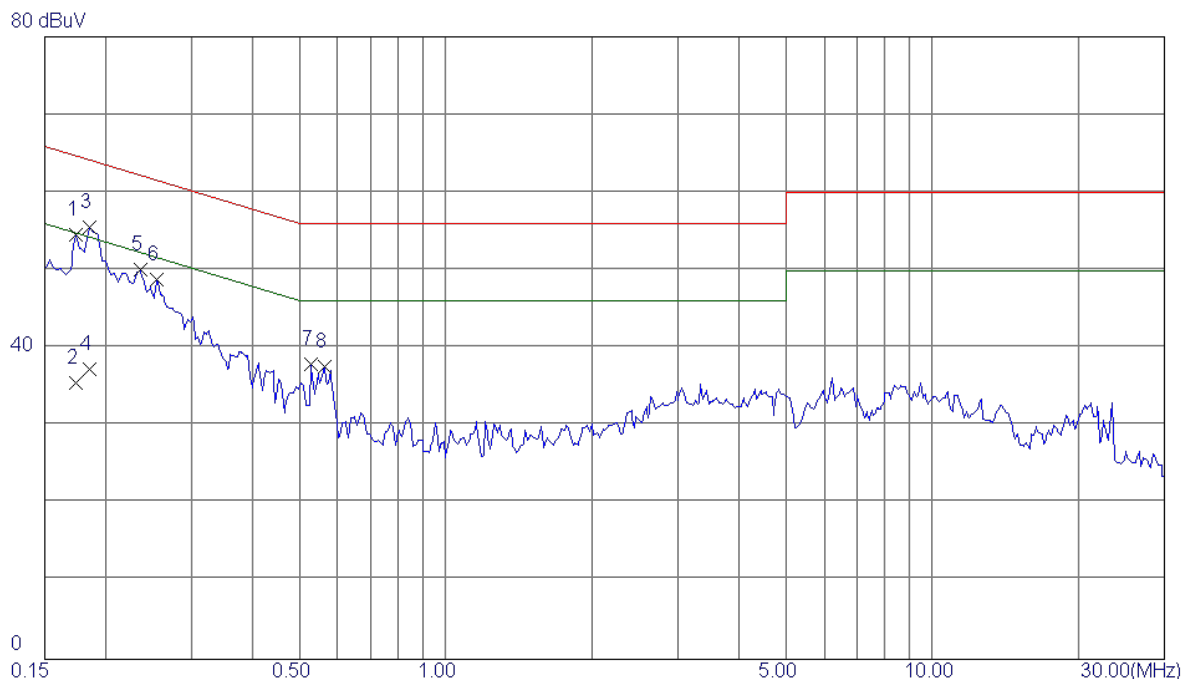
Above 1000MHz



ATTACHMENT A - CONDUCTED EMISSION

Test Mode: TX MODE

Line

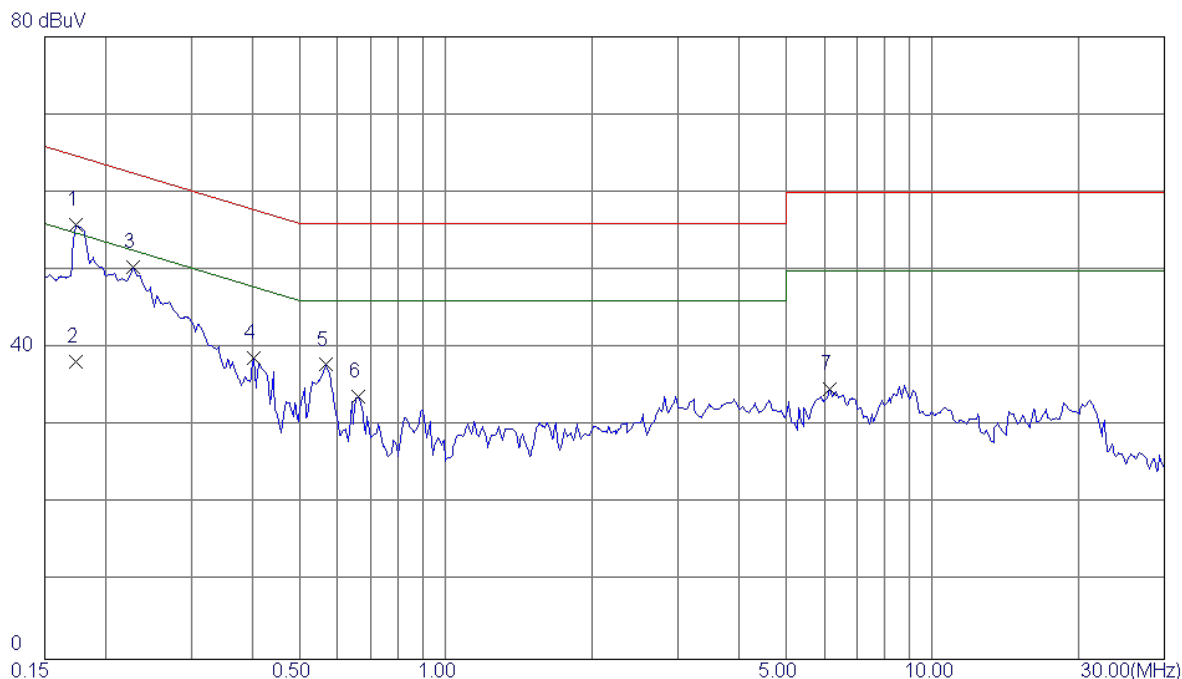


| No. | Freq. MHz | Reading Level dBuV | Correct Factor dB | Measure ment dBuV | Limit dBuV | Over dB | Detector | Comment |
|-----|--------------|--------------------------|-------------------------|-------------------------|---------------|------------|----------|---------|
| 1 | 0.1734 | 45.04 | 9.56 | 54.60 | 64.80 | -10.20 | Peak | |
| 2 | 0.1734 | 26.00 | 9.56 | 35.56 | 54.80 | -19.24 | AVG | |
| 3 | 0.1852 | 45.90 | 9.56 | 55.46 | 64.25 | -8.79 | Peak | |
| 4 | 0.1852 | 27.71 | 9.56 | 37.27 | 54.25 | -16.98 | AVG | |
| 5 | 0.2359 | 40.53 | 9.60 | 50.13 | 62.24 | -12.11 | Peak | |
| 6 | 0.2555 | 39.16 | 9.62 | 48.78 | 61.58 | -12.80 | Peak | |
| 7 | 0.5289 | 28.20 | 9.69 | 37.89 | 56.00 | -18.11 | Peak | |
| 8 | 0.5641 | 27.97 | 9.70 | 37.67 | 56.00 | -18.33 | Peak | |

Note : The test result has included the cable loss.

| | |
|------------|---------|
| Test Mode: | TX MODE |
|------------|---------|

Neutral



| No. | Freq. MHz | Reading Level dBuV | Correct Factor dB | Measure ment dBuV | Limit dBuV | Over dB | Detector | Comment |
|-----|--------------|--------------------------|-------------------------|-------------------------|---------------|------------|----------|---------|
| 1 | 0.1734 | 46.36 | 9.48 | 55.84 | 64.80 | -8.96 | Peak | |
| 2 | 0.1734 | 28.80 | 9.48 | 38.28 | 54.80 | -16.52 | AVG | |
| 3 | 0.2281 | 40.83 | 9.51 | 50.34 | 62.52 | -12.18 | Peak | |
| 4 | 0.4040 | 29.24 | 9.53 | 38.77 | 57.77 | -19.00 | Peak | |
| 5 | 0.5680 | 28.28 | 9.56 | 37.84 | 56.00 | -18.16 | Peak | |
| 6 | 0.6617 | 24.20 | 9.54 | 33.74 | 56.00 | -22.26 | Peak | |
| 7 | 6.1445 | 24.88 | 9.87 | 34.75 | 60.00 | -25.25 | Peak | |

Note : The test result has included the cable loss.

ATTACHMENT B - RADIATED EMISSION (9KHZ TO 30MHZ)

| | |
|------------|---------|
| Test Mode: | TX MODE |
|------------|---------|

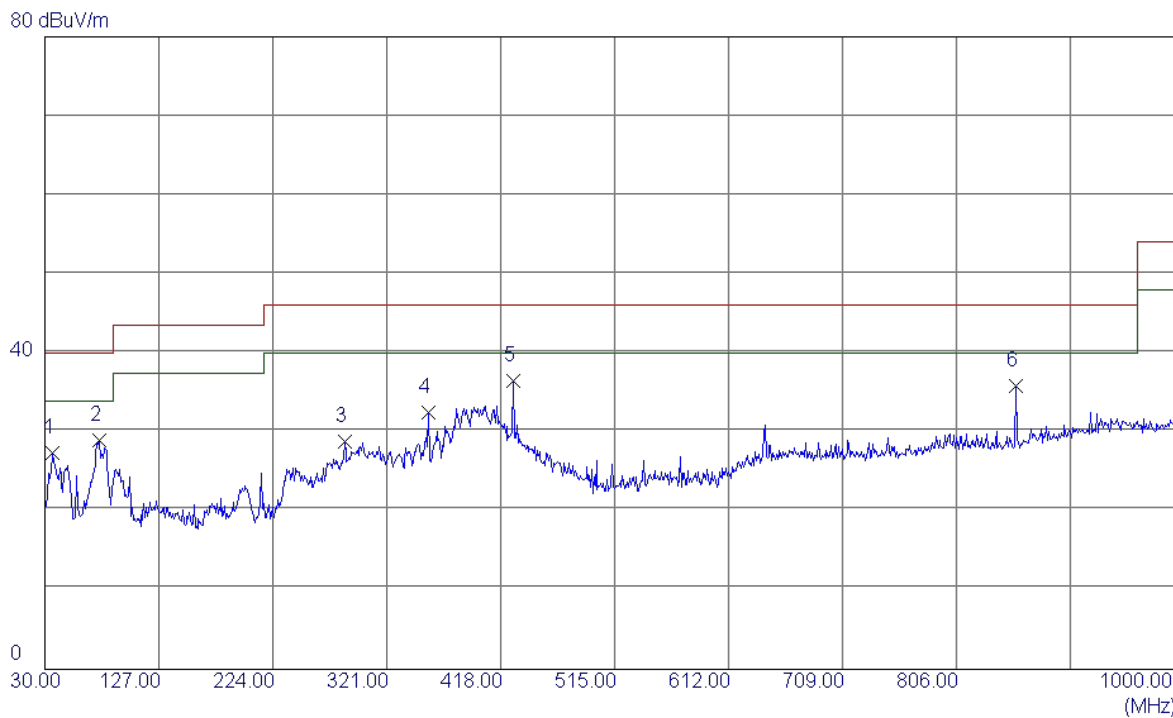
| Frequency (MHz) | Ant 0°/90° | Read level dBuV/m | Factor (dB) | Measured(FS) (dBuV/m) | Limit (dBuV/m) | Margin (dB) | Note |
|-----------------|------------|-------------------|-------------|-----------------------|----------------|-------------|------|
| 0.0161 | 0° | 13.53 | 24.5470 | 38.0770 | 123.4677 | -85.3907 | AVG |
| 0.0161 | 0° | 14.73 | 24.5470 | 39.2770 | 143.4677 | -104.1907 | PEAK |
| 0.0373 | 0° | 6.91 | 23.2043 | 30.1143 | 116.1700 | -86.0557 | AVG |
| 0.0373 | 0° | 7.72 | 23.2043 | 30.9243 | 136.1700 | -105.2457 | PEAK |
| 0.0396 | 0° | 3.91 | 23.0587 | 26.9687 | 115.6503 | -88.6817 | AVG |
| 0.0396 | 0° | 5.64 | 23.0587 | 28.6987 | 135.6503 | -106.9517 | PEAK |
| 0.0482 | 0° | 0.89 | 22.5140 | 23.4040 | 113.9433 | -90.5393 | AVG |
| 0.0482 | 0° | 3.24 | 22.5140 | 25.7540 | 133.9433 | -108.1893 | PEAK |
| 2.0673 | 0° | 30.73 | 19.4596 | 50.1896 | 69.5400 | -19.3504 | QP |
| 3.3673 | 0° | 21.83 | 18.9367 | 40.7667 | 69.5400 | -28.7733 | QP |

| Frequency (MHz) | Ant 0°/90° | Read level dBuV/m | Factor (dB) | Measured(FS) (dBuV/m) | Limit (dBuV/m) | Margin (dB) | Note |
|-----------------|------------|-------------------|-------------|-----------------------|----------------|-------------|------|
| 0.0162 | 90° | 13.38 | 24.3000 | 37.6800 | 123.4139 | -85.7339 | AVG |
| 0.0162 | 90° | 14.71 | 24.3000 | 39.0100 | 143.4139 | -104.4039 | PEAK |
| 0.0375 | 90° | 6.52 | 23.1917 | 29.7117 | 116.1236 | -86.4119 | AVG |
| 0.0375 | 90° | 8.93 | 23.1917 | 32.1217 | 136.1236 | -104.0019 | PEAK |
| 0.0391 | 90° | 3.63 | 23.0903 | 26.7203 | 115.7607 | -89.0404 | AVG |
| 0.0391 | 90° | 5.67 | 23.0903 | 28.7603 | 135.7607 | -107.0004 | PEAK |
| 0.0692 | 90° | 0.84 | 22.0160 | 22.8560 | 110.8021 | -87.9461 | AVG |
| 0.0692 | 90° | 2.93 | 22.0160 | 24.9460 | 130.8021 | -105.8561 | PEAK |
| 2.0582 | 90° | 30.82 | 19.4651 | 50.2851 | 69.5400 | -19.2549 | QP |
| 3.2491 | 90° | 21.65 | 18.9249 | 40.5749 | 69.5400 | -28.9651 | QP |

ATTACHMENT C - RADIATED EMISSION (30MHZ TO 1000MHZ)

Test Mode: UNII-1/TX A Mode 5180MHz

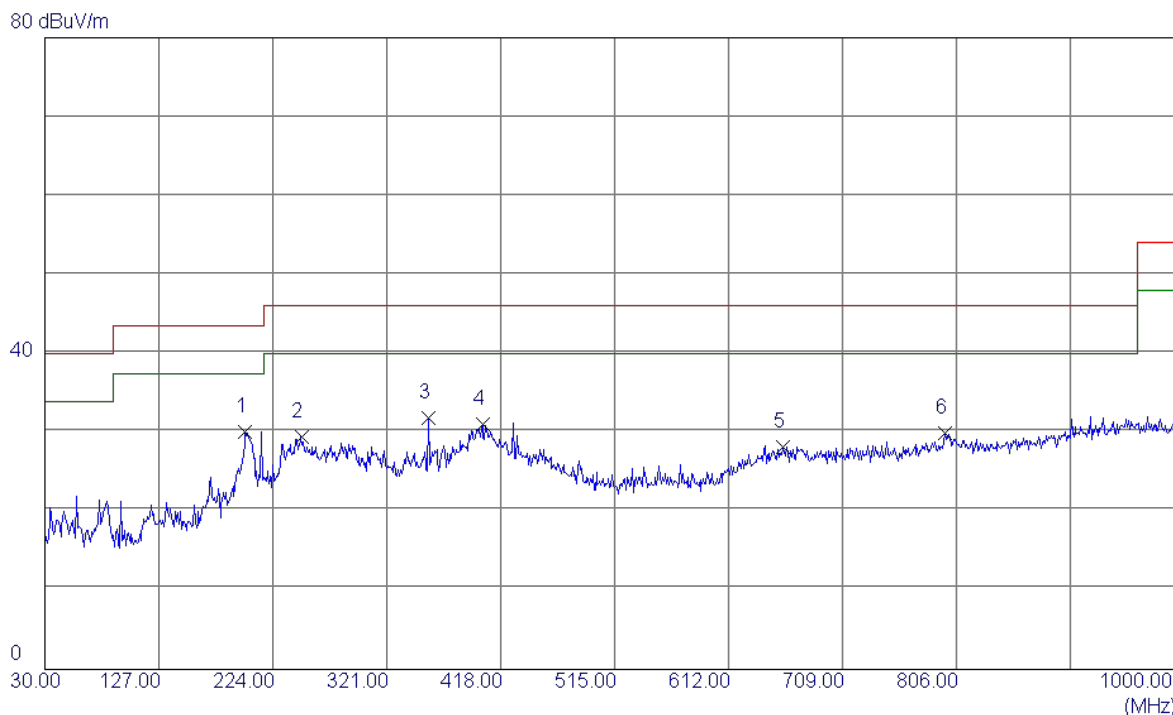
Vertical



| No. | Freq. MHz | Reading Level dBuV/m | Correct Factor dB | Measure ment dBuV/m | Limit dBuV/m | Over dB | Detector | Comment |
|-----|--------------|----------------------------|-------------------------|---------------------------|-----------------|------------|----------|---------|
| 1 | 36.7900 | 40.45 | -13.02 | 27.43 | 40.00 | -12.57 | Peak | |
| 2 | 76.5600 | 44.40 | -15.39 | 29.01 | 40.00 | -10.99 | Peak | |
| 3 | 285.1099 | 39.20 | -10.43 | 28.77 | 46.00 | -17.23 | Peak | |
| 4 | 356.8900 | 41.97 | -9.56 | 32.41 | 46.00 | -13.59 | Peak | |
| 5 | 428.6700 | 42.96 | -6.48 | 36.48 | 46.00 | -9.52 | Peak | |
| 6 | 856.4400 | 35.49 | 0.32 | 35.81 | 46.00 | -10.19 | Peak | |

Test Mode: UNII-1/TX A Mode 5180MHz

Horizontal

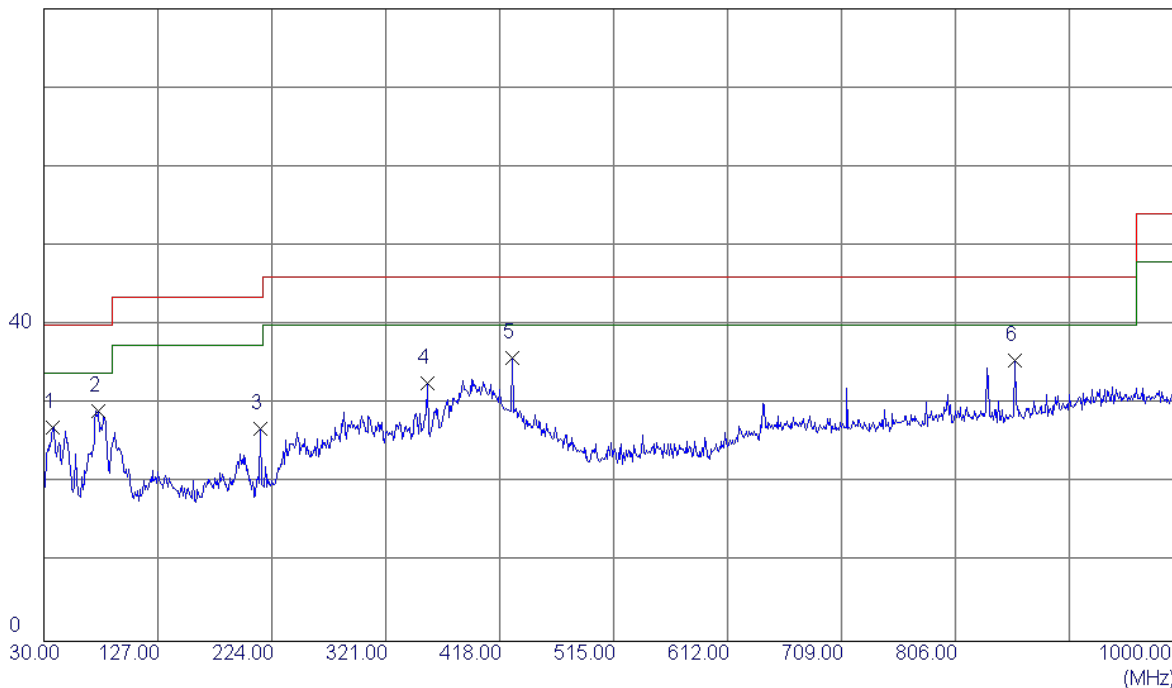


| No. | Freq. MHz | Reading Level dBuV/m | Correct Factor dB | Measure ment dBuV/m | Limit dBuV/m | Over dB | Detector | Comment |
|-----|--------------|----------------------------|-------------------------|---------------------------|-----------------|------------|----------|---------|
| 1 | 200.7200 | 43.64 | -13.58 | 30.06 | 43.50 | -13.44 | Peak | |
| 2 | 248.2500 | 42.01 | -12.62 | 29.39 | 46.00 | -16.61 | Peak | |
| 3 | 356.8900 | 41.41 | -9.56 | 31.85 | 46.00 | -14.15 | Peak | |
| 4 | 402.4800 | 38.25 | -7.20 | 31.05 | 46.00 | -14.95 | Peak | |
| 5 | 658.5600 | 29.84 | -1.61 | 28.23 | 46.00 | -17.77 | Peak | |
| 6 | 796.3000 | 29.89 | 0.04 | 29.93 | 46.00 | -16.07 | Peak | |

Test Mode: UNII-1/TX A Mode 5200MHz

Vertical

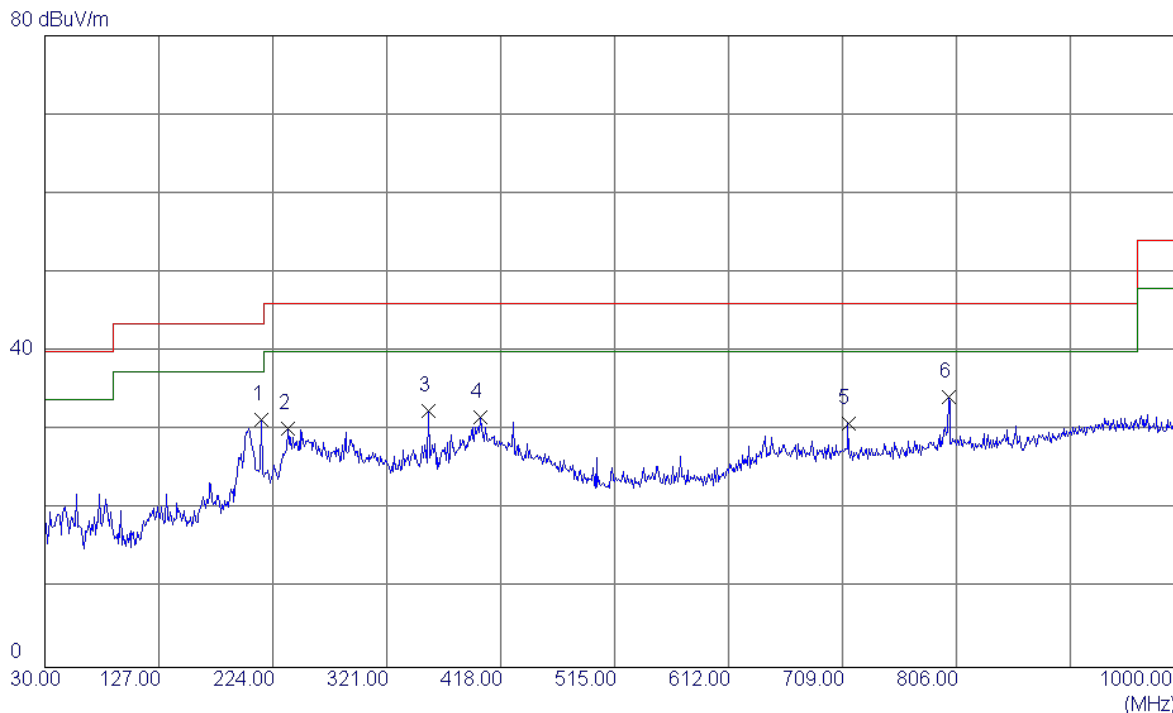
80 dBuV/m



| No. | Freq. MHz | Reading Level dBuV/m | Correct Factor dB | Measure ment dBuV/m | Limit dBuV/m | Over dB | Detector | Comment |
|-----|--------------|----------------------------|-------------------------|---------------------------|-----------------|------------|----------|---------|
| 1 | 37.7599 | 40.07 | -12.96 | 27.11 | 40.00 | -12.89 | Peak | |
| 2 | 76.5600 | 44.53 | -15.39 | 29.14 | 40.00 | -10.86 | Peak | |
| 3 | 214.3000 | 40.40 | -13.58 | 26.82 | 43.50 | -16.68 | Peak | |
| 4 | 356.8900 | 42.20 | -9.56 | 32.64 | 46.00 | -13.36 | Peak | |
| 5 | 428.6700 | 42.26 | -6.48 | 35.78 | 46.00 | -10.22 | Peak | |
| 6 | 856.4400 | 35.22 | 0.32 | 35.54 | 46.00 | -10.46 | Peak | |

Test Mode: UNII-1/TX A Mode 5200MHz

Horizontal

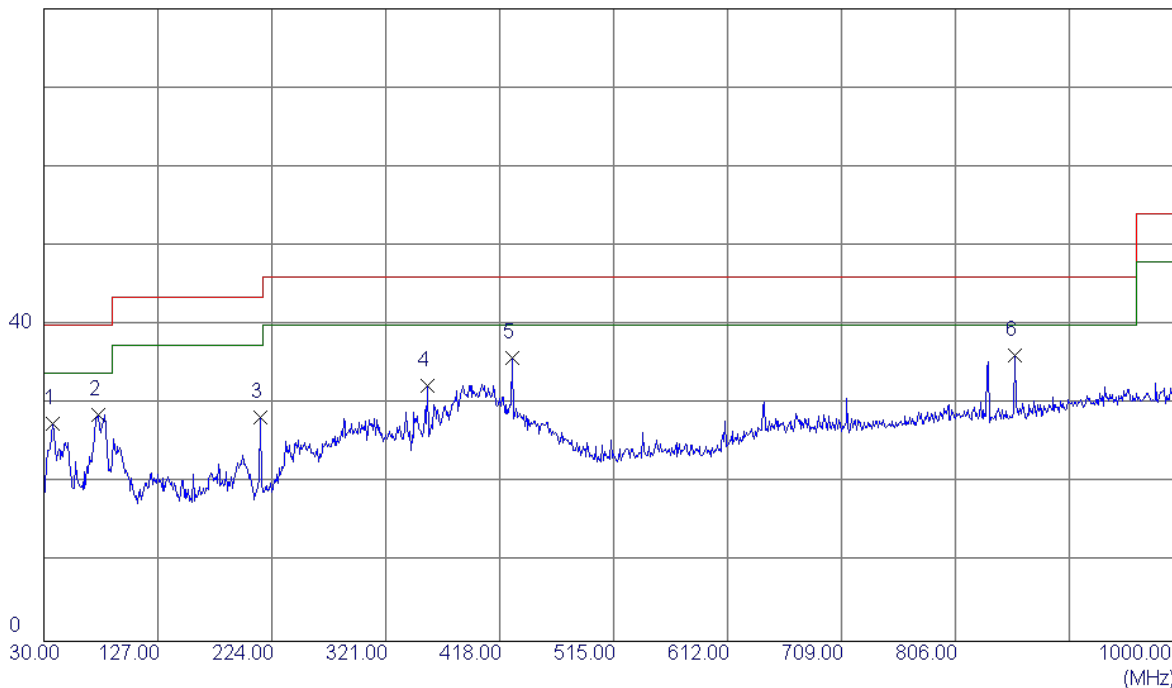


| No. | Freq. MHz | Reading Level dBuV/m | Correct Factor dB | Measure ment dBuV/m | Limit dBuV/m | Over dB | Detector | Comment |
|-----|--------------|----------------------------|-------------------------|---------------------------|-----------------|------------|----------|---------|
| 1 | 214.3000 | 44.89 | -13.58 | 31.31 | 43.50 | -12.19 | Peak | |
| 2 | 236.6100 | 42.69 | -12.52 | 30.17 | 46.00 | -15.83 | Peak | |
| 3 | 356.8900 | 42.05 | -9.56 | 32.49 | 46.00 | -13.51 | Peak | |
| 4 | 400.5400 | 38.86 | -7.25 | 31.61 | 46.00 | -14.39 | Peak | |
| 5 | 713.8500 | 32.36 | -1.46 | 30.90 | 46.00 | -15.10 | Peak | |
| 6 | 799.2100 | 34.12 | 0.14 | 34.26 | 46.00 | -11.74 | Peak | |

Test Mode: UNII-1/TX A Mode 5240MHz

Vertical

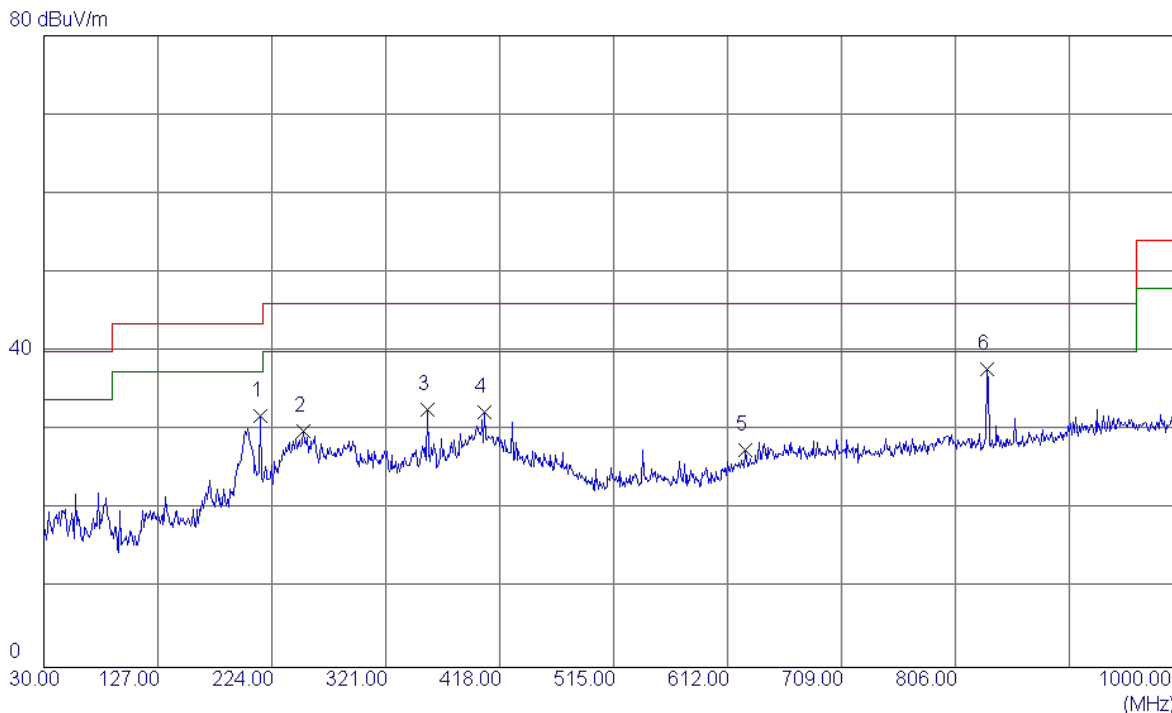
80 dBuV/m



| No. | Freq. MHz | Reading Level dBuV/m | Correct Factor dB | Measure ment dBuV/m | Limit dBuV/m | Over dB | Detector | Comment |
|-----|--------------|----------------------------|-------------------------|---------------------------|-----------------|------------|----------|---------|
| 1 | 37.7599 | 40.55 | -12.96 | 27.59 | 40.00 | -12.41 | Peak | |
| 2 | 76.5600 | 43.98 | -15.39 | 28.59 | 40.00 | -11.41 | Peak | |
| 3 | 214.3000 | 41.95 | -13.58 | 28.37 | 43.50 | -15.13 | Peak | |
| 4 | 356.8900 | 41.94 | -9.56 | 32.38 | 46.00 | -13.62 | Peak | |
| 5 | 428.6700 | 42.27 | -6.48 | 35.79 | 46.00 | -10.21 | Peak | |
| 6 | 856.4400 | 35.79 | 0.32 | 36.11 | 46.00 | -9.89 | Peak | |

Test Mode: UNII-1/TX A Mode 5240MHz

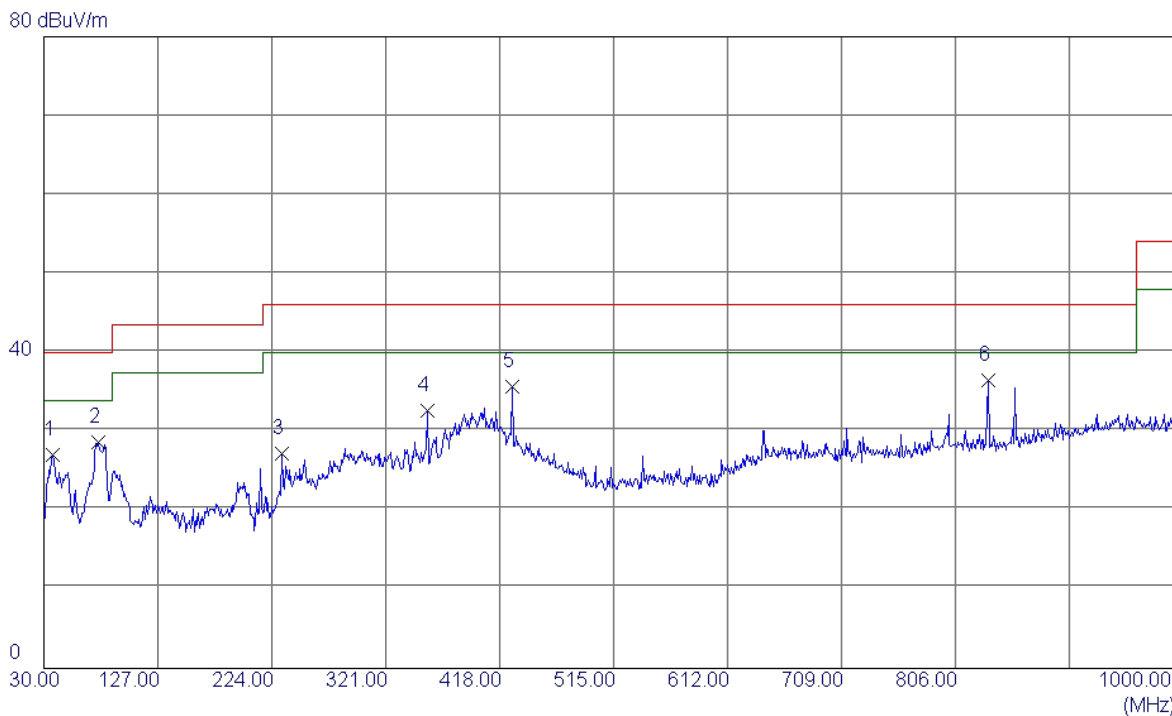
Horizontal



| No. | Freq. MHz | Reading Level dBuV/m | Correct Factor dB | Measure ment dBuV/m | Limit dBuV/m | Over dB | Detector | Comment |
|-----|--------------|----------------------------|-------------------------|---------------------------|-----------------|------------|----------|---------|
| 1 | 214.3000 | 45.42 | -13.58 | 31.84 | 43.50 | -11.66 | Peak | |
| 2 | 251.1600 | 42.57 | -12.67 | 29.90 | 46.00 | -16.10 | Peak | |
| 3 | 356.8900 | 42.15 | -9.56 | 32.59 | 46.00 | -13.41 | Peak | |
| 4 | 405.3900 | 39.49 | -7.12 | 32.37 | 46.00 | -13.63 | Peak | |
| 5 | 627.5200 | 30.45 | -2.99 | 27.46 | 46.00 | -18.54 | Peak | |
| 6 | 833.1599 | 37.62 | 0.13 | 37.75 | 46.00 | -8.25 | Peak | |

Test Mode: UNII-3/TX A Mode 5745MHz

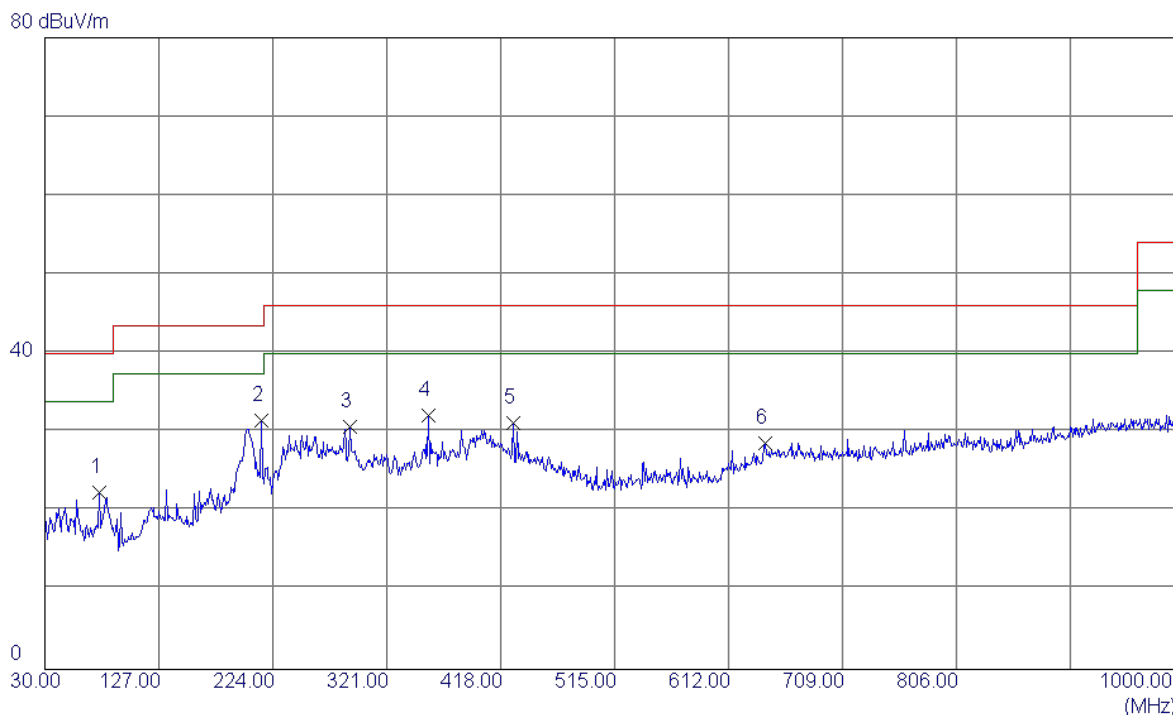
Vertical



| No. | Freq. MHz | Reading Level dBuV/m | Correct Factor dB | Measure ment dBuV/m | Limit dBuV/m | Over dB | Detector | Comment |
|-----|--------------|----------------------------|-------------------------|---------------------------|-----------------|------------|----------|---------|
| 1 | 37.7599 | 40.01 | -12.96 | 27.05 | 40.00 | -12.95 | Peak | |
| 2 | 76.5600 | 43.99 | -15.39 | 28.60 | 40.00 | -11.40 | Peak | |
| 3 | 232.7300 | 39.80 | -12.66 | 27.14 | 46.00 | -18.86 | Peak | |
| 4 | 356.8900 | 42.24 | -9.56 | 32.68 | 46.00 | -13.32 | Peak | |
| 5 | 428.6700 | 42.12 | -6.48 | 35.64 | 46.00 | -10.36 | Peak | |
| 6 | 834.1300 | 36.41 | 0.13 | 36.54 | 46.00 | -9.46 | Peak | |

Test Mode: UNII-3/TX A Mode 5745MHz

Horizontal

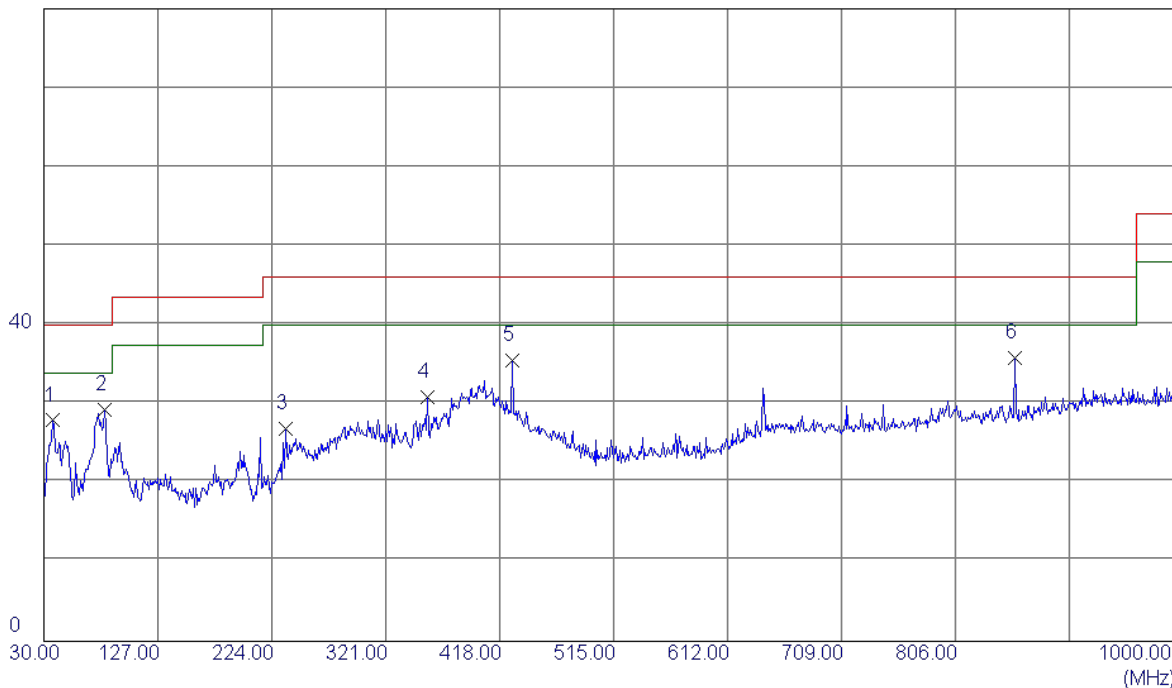


| No. | Freq. MHz | Reading Level dBuV/m | Correct Factor dB | Measure ment dBuV/m | Limit dBuV/m | Over dB | Detector | Comment |
|-----|--------------|----------------------------|-------------------------|---------------------------|-----------------|------------|----------|---------|
| 1 | 76.5600 | 37.83 | -15.39 | 22.44 | 40.00 | -17.56 | Peak | |
| 2 | 214.3000 | 45.04 | -13.58 | 31.46 | 43.50 | -12.04 | Peak | |
| 3 | 289.9600 | 40.59 | -9.83 | 30.76 | 46.00 | -15.24 | Peak | |
| 4 | 356.8900 | 41.74 | -9.56 | 32.18 | 46.00 | -13.82 | Peak | |
| 5 | 428.6700 | 37.67 | -6.48 | 31.19 | 46.00 | -14.81 | Peak | |
| 6 | 643.0400 | 30.67 | -2.06 | 28.61 | 46.00 | -17.39 | Peak | |

Test Mode: UNII-3/TX A Mode 5785MHz

Vertical

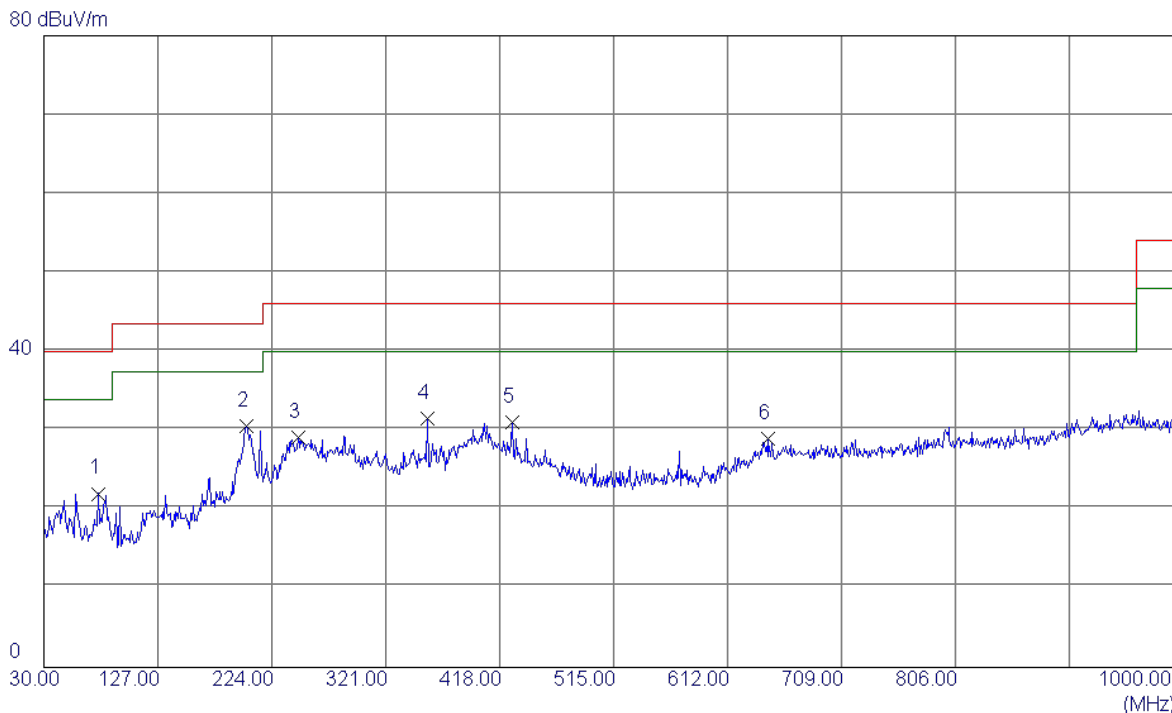
80 dBuV/m



| No. | Freq. MHz | Reading Level dBuV/m | Correct Factor dB | Measure ment dBuV/m | Limit dBuV/m | Over dB | Detector | Comment |
|-----|--------------|----------------------------|-------------------------|---------------------------|-----------------|------------|----------|---------|
| 1 | 37.7599 | 40.88 | -12.96 | 27.92 | 40.00 | -12.08 | Peak | |
| 2 | 81.4100 | 45.09 | -15.76 | 29.33 | 40.00 | -10.67 | Peak | |
| 3 | 235.6400 | 39.43 | -12.56 | 26.87 | 46.00 | -19.13 | Peak | |
| 4 | 356.8900 | 40.41 | -9.56 | 30.85 | 46.00 | -15.15 | Peak | |
| 5 | 428.6700 | 42.01 | -6.48 | 35.53 | 46.00 | -10.47 | Peak | |
| 6 | 856.4400 | 35.45 | 0.32 | 35.77 | 46.00 | -10.23 | Peak | |

Test Mode: UNII-3/TX A Mode 5785MHz

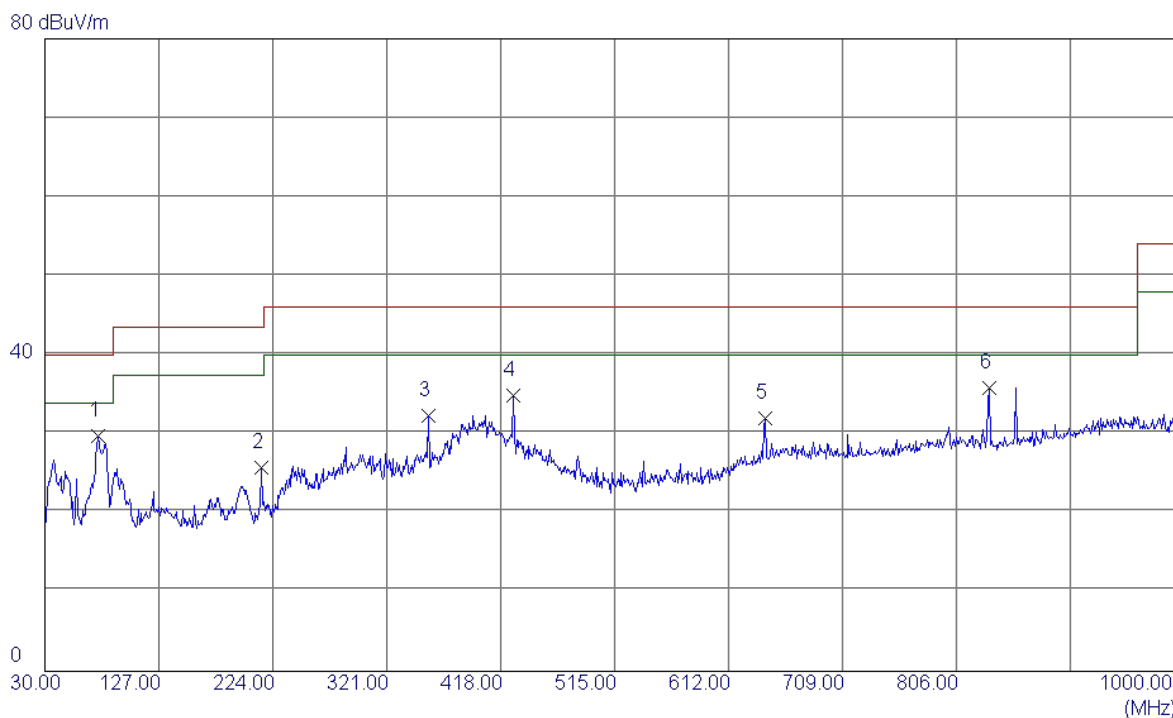
Horizontal



| No. | Freq. MHz | Reading Level dBuV/m | Correct Factor dB | Measure ment dBuV/m | Limit dBuV/m | Over dB | Detector | Comment |
|-----|--------------|----------------------------|-------------------------|---------------------------|-----------------|------------|----------|---------|
| 1 | 76.5600 | 37.39 | -15.39 | 22.00 | 40.00 | -18.00 | Peak | |
| 2 | 202.6600 | 44.16 | -13.61 | 30.55 | 43.50 | -12.95 | Peak | |
| 3 | 246.3100 | 41.68 | -12.57 | 29.11 | 46.00 | -16.89 | Peak | |
| 4 | 356.8900 | 41.13 | -9.56 | 31.57 | 46.00 | -14.43 | Peak | |
| 5 | 428.6700 | 37.55 | -6.48 | 31.07 | 46.00 | -14.93 | Peak | |
| 6 | 645.9500 | 30.83 | -1.88 | 28.95 | 46.00 | -17.05 | Peak | |

Test Mode: UNII-3/TX A Mode 5825MHz

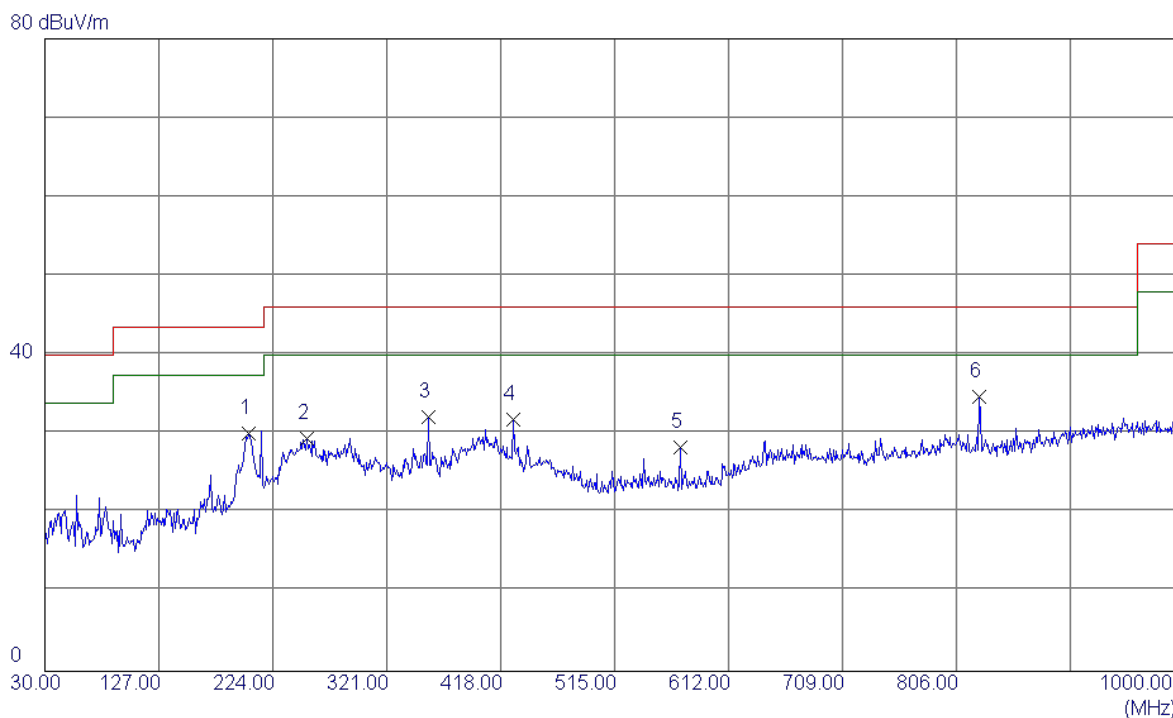
Vertical



| No. | Freq. MHz | Reading Level dBuV/m | Correct Factor dB | Measure ment dBuV/m | Limit dBuV/m | Over dB | Detector | Comment |
|-----|--------------|----------------------------|-------------------------|---------------------------|-----------------|------------|----------|---------|
| 1 | 75.5899 | 45.10 | -15.30 | 29.80 | 40.00 | -10.20 | Peak | |
| 2 | 214.3000 | 39.34 | -13.58 | 25.76 | 43.50 | -17.74 | Peak | |
| 3 | 356.8900 | 41.95 | -9.56 | 32.39 | 46.00 | -13.61 | Peak | |
| 4 | 428.6700 | 41.39 | -6.48 | 34.91 | 46.00 | -11.09 | Peak | |
| 5 | 643.0400 | 34.10 | -2.06 | 32.04 | 46.00 | -13.96 | Peak | |
| 6 | 834.1300 | 35.70 | 0.13 | 35.83 | 46.00 | -10.17 | Peak | |

Test Mode: UNII-3/TX A Mode 5825MHz

Horizontal

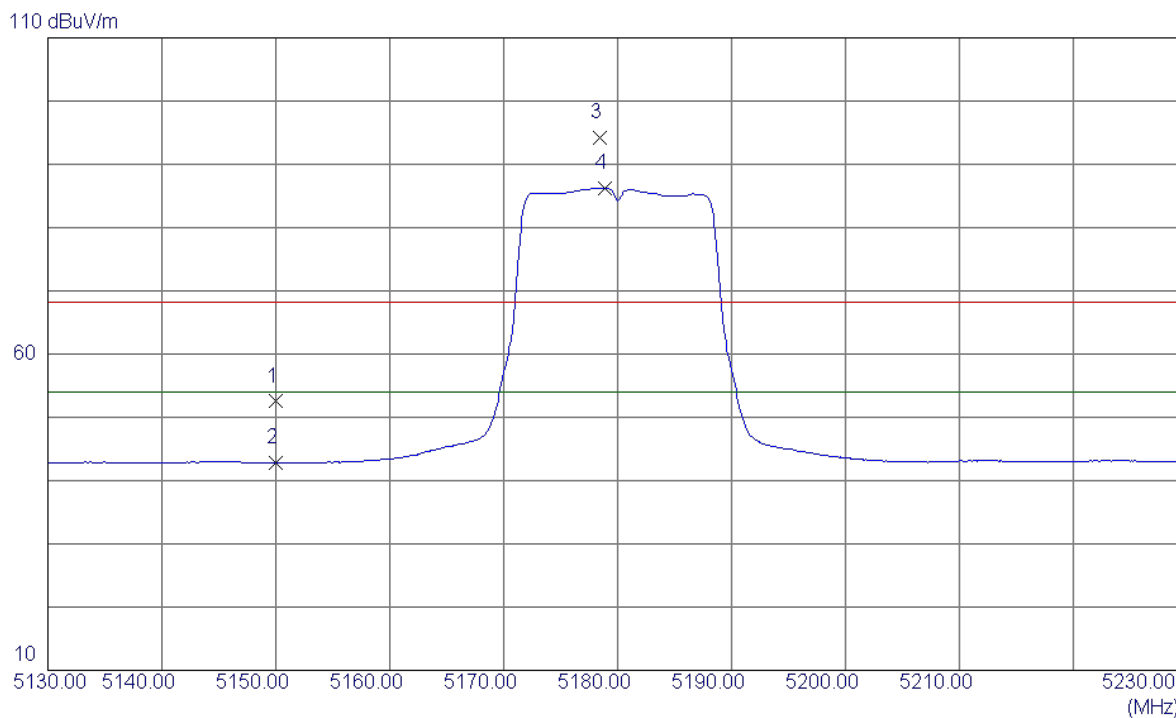


| No. | Freq. MHz | Reading Level dBuV/m | Correct Factor dB | Measure ment dBuV/m | Limit dBuV/m | Over dB | Detector | Comment |
|-----|--------------|----------------------------|-------------------------|---------------------------|-----------------|------------|----------|---------|
| 1 | 203.6300 | 43.66 | -13.63 | 30.03 | 43.50 | -13.47 | Peak | |
| 2 | 253.1000 | 42.08 | -12.66 | 29.42 | 46.00 | -16.58 | Peak | |
| 3 | 356.8900 | 41.69 | -9.56 | 32.13 | 46.00 | -13.87 | Peak | |
| 4 | 428.6700 | 38.26 | -6.48 | 31.78 | 46.00 | -14.22 | Peak | |
| 5 | 571.2600 | 32.90 | -4.63 | 28.27 | 46.00 | -17.73 | Peak | |
| 6 | 825.4000 | 34.61 | 0.14 | 34.75 | 46.00 | -11.25 | Peak | |

ATTACHMENT D - RADIATED EMISSION (ABOVE 1000MHZ)

| | |
|------------------|---------------------------|
| Orthogonal Axis: | X |
| Test Mode: | UNII-1/ TX A Mode 5180MHz |

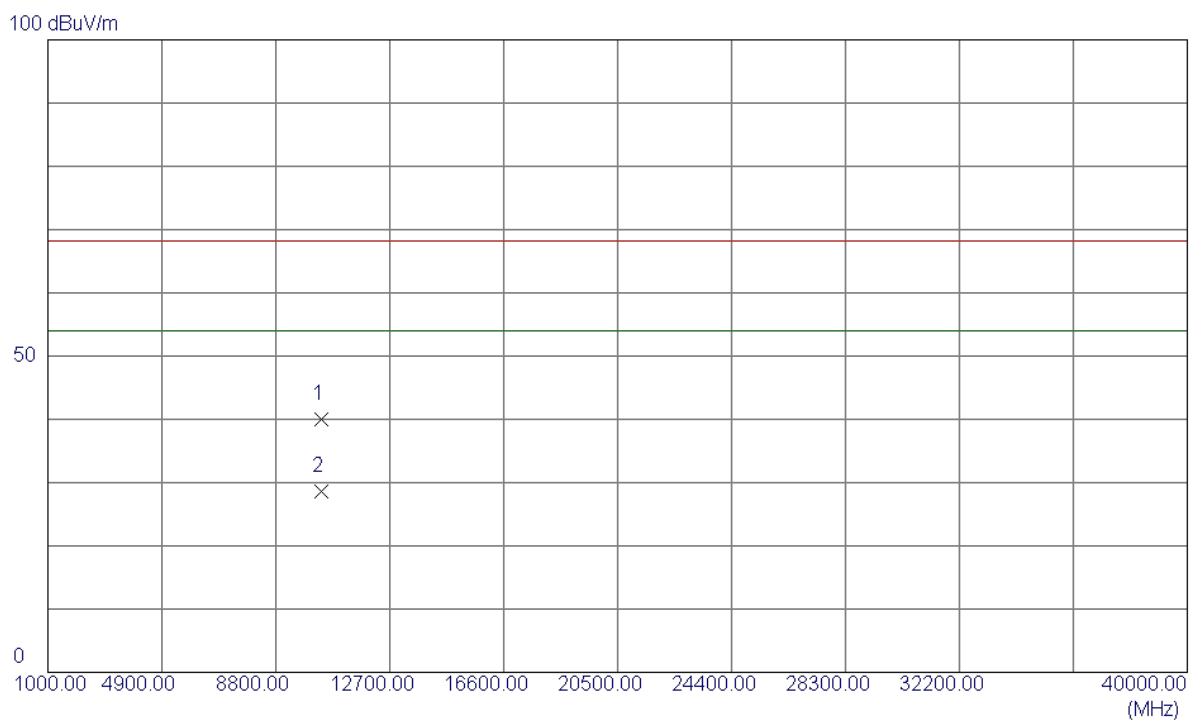
Vertical



| No. | Freq. MHz | Reading Level dBuV/m | Correct Factor dB | Measure ment dBuV/m | Limit dBuV/m | Over dB | Detector | Comment |
|-----|--------------|----------------------------|-------------------------|---------------------------|-----------------|------------|----------|----------|
| 1 | 5150.0000 | 11.10 | 41.40 | 52.50 | 68.30 | -15.80 | Peak | |
| 2 | 5150.0000 | 1.38 | 41.40 | 42.78 | 54.00 | -11.22 | AVG | |
| 3 | 5178.4000 | 52.63 | 41.50 | 94.13 | 68.30 | 25.83 | Peak | no limit |
| 4 | 5178.9000 | 44.72 | 41.50 | 86.22 | 54.00 | 32.22 | AVG | no limit |

| | |
|------------------|---------------------------|
| Orthogonal Axis: | X |
| Test Mode: | UNII-1/ TX A Mode 5180MHz |

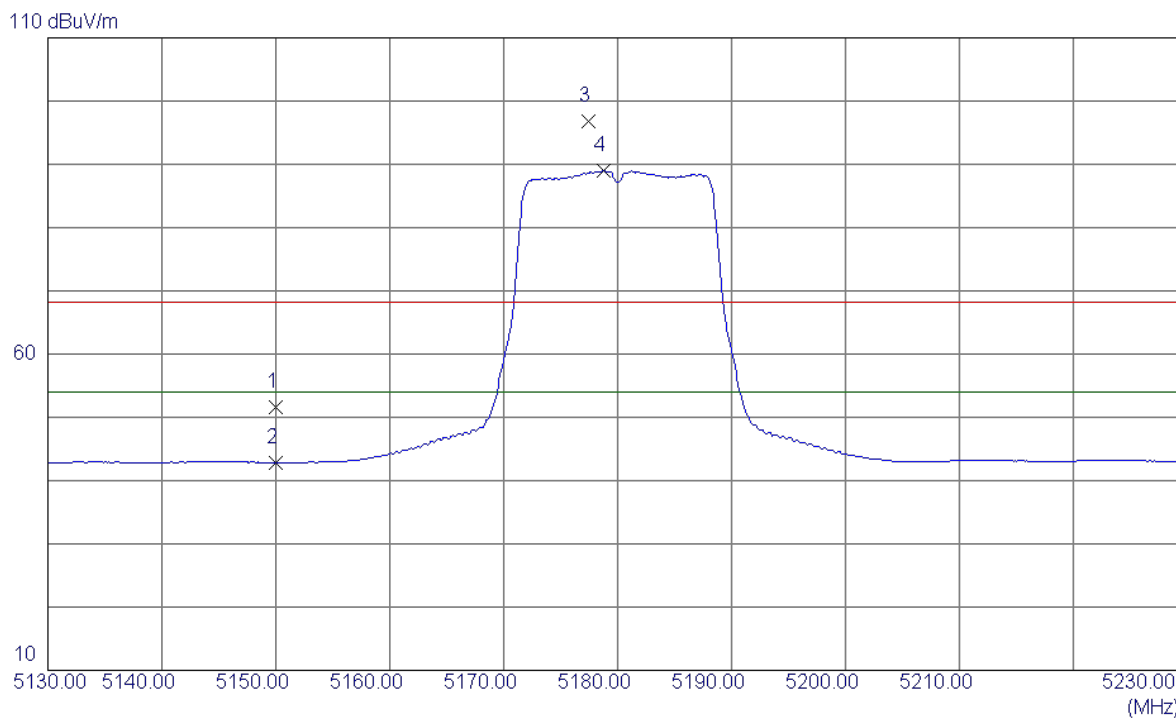
Vertical



| No. | Freq. MHz | Reading Level dBuV/m | Correct Factor dB | Measure ment dBuV/m | Limit dBuV/m | Over dB | Detector | Comment |
|-----|--------------|----------------------------|-------------------------|---------------------------|-----------------|------------|----------|---------|
| 1 | 10359.9750 | 25.65 | 14.33 | 39.98 | 68.30 | -28.32 | Peak | |
| 2 | 10359.9850 | 14.19 | 14.33 | 28.52 | 54.00 | -25.48 | AVG | |

| | |
|------------------|---------------------------|
| Orthogonal Axis: | X |
| Test Mode: | UNII-1/ TX A Mode 5180MHz |

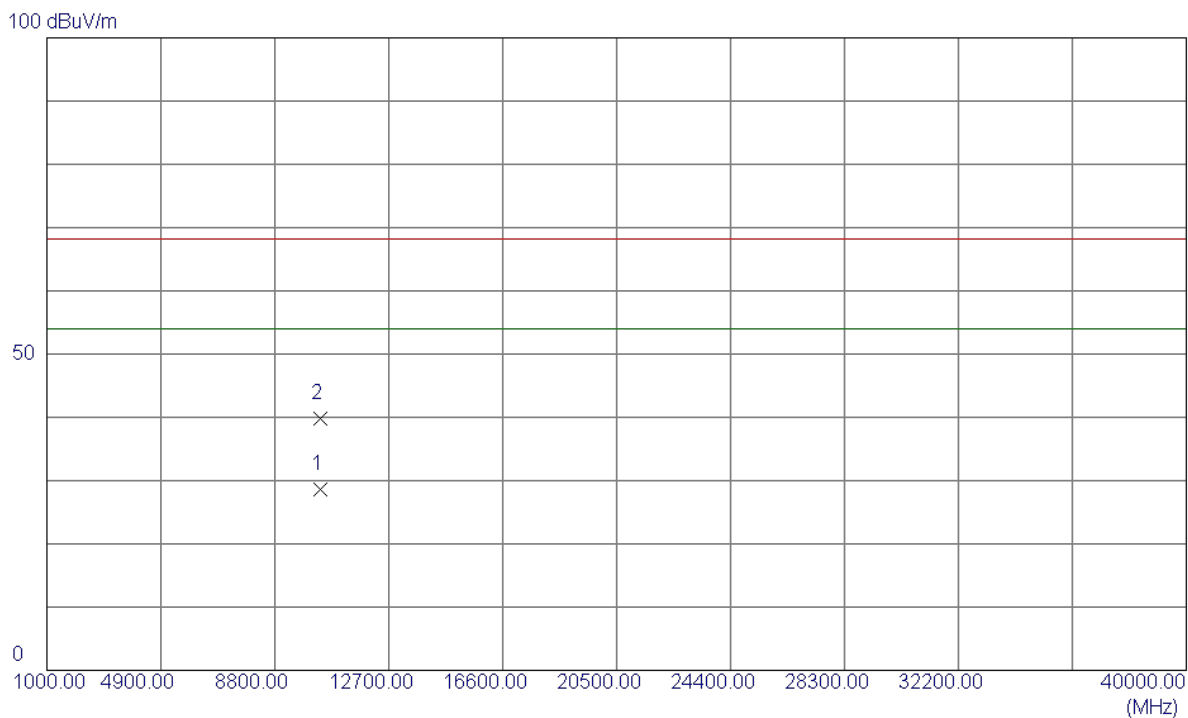
Horizontal



| No. | Freq. MHz | Reading Level dBuV/m | Correct Factor dB | Measure ment dBuV/m | Limit dBuV/m | Over dB | Detector | Comment |
|-----|--------------|----------------------------|-------------------------|---------------------------|-----------------|------------|----------|----------|
| 1 | 5150.0000 | 10.29 | 41.40 | 51.69 | 68.30 | -16.61 | Peak | |
| 2 | 5150.0000 | 1.41 | 41.40 | 42.81 | 54.00 | -11.19 | AVG | |
| 3 | 5177.4000 | 55.22 | 41.50 | 96.72 | 68.30 | 28.42 | Peak | no limit |
| 4 | 5178.8000 | 47.46 | 41.50 | 88.96 | 54.00 | 34.96 | AVG | no limit |

| | |
|------------------|---------------------------|
| Orthogonal Axis: | X |
| Test Mode: | UNII-1/ TX A Mode 5180MHz |

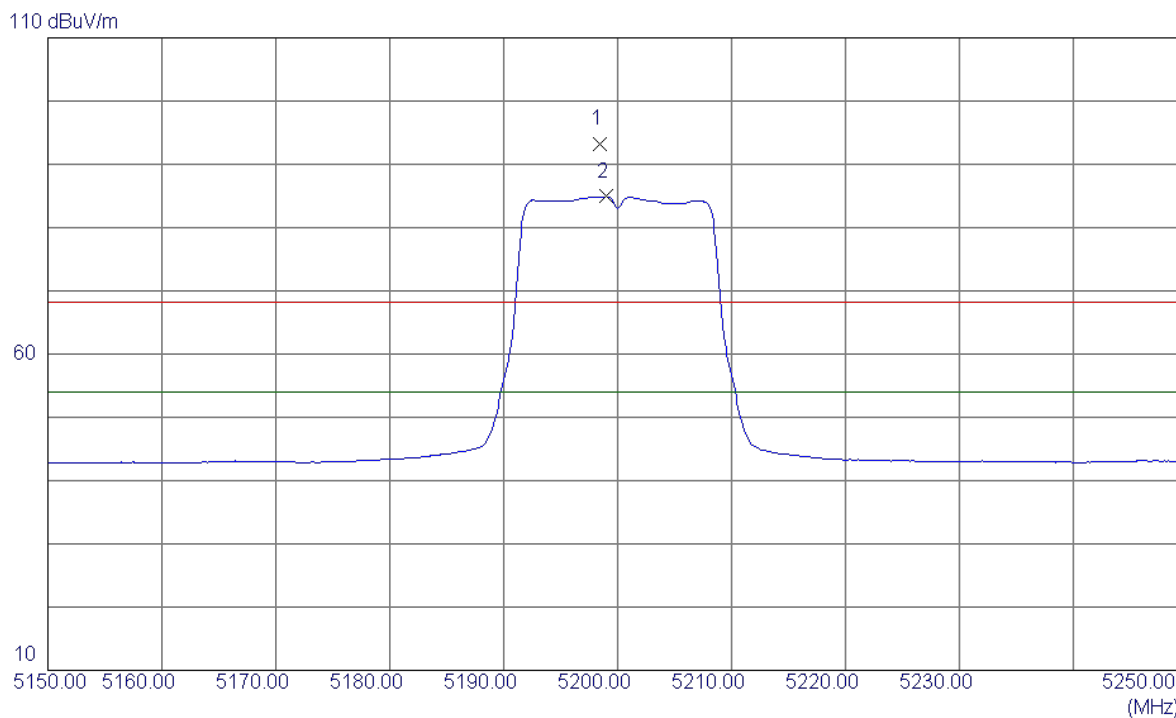
Horizontal



| No. | Freq. MHz | Reading Level dBuV/m | Correct Factor dB | Measure ment dBuV/m | Limit dBuV/m | Over dB | Detector | Comment |
|-----|--------------|----------------------------|-------------------------|---------------------------|-----------------|------------|----------|---------|
| 1 | 10359.9300 | 14.30 | 14.33 | 28.63 | 54.00 | -25.37 | AVG | |
| 2 | 10360.0500 | 25.54 | 14.33 | 39.87 | 68.30 | -28.43 | Peak | |

| | |
|------------------|---------------------------|
| Orthogonal Axis: | X |
| Test Mode: | UNII-1/ TX A Mode 5200MHz |

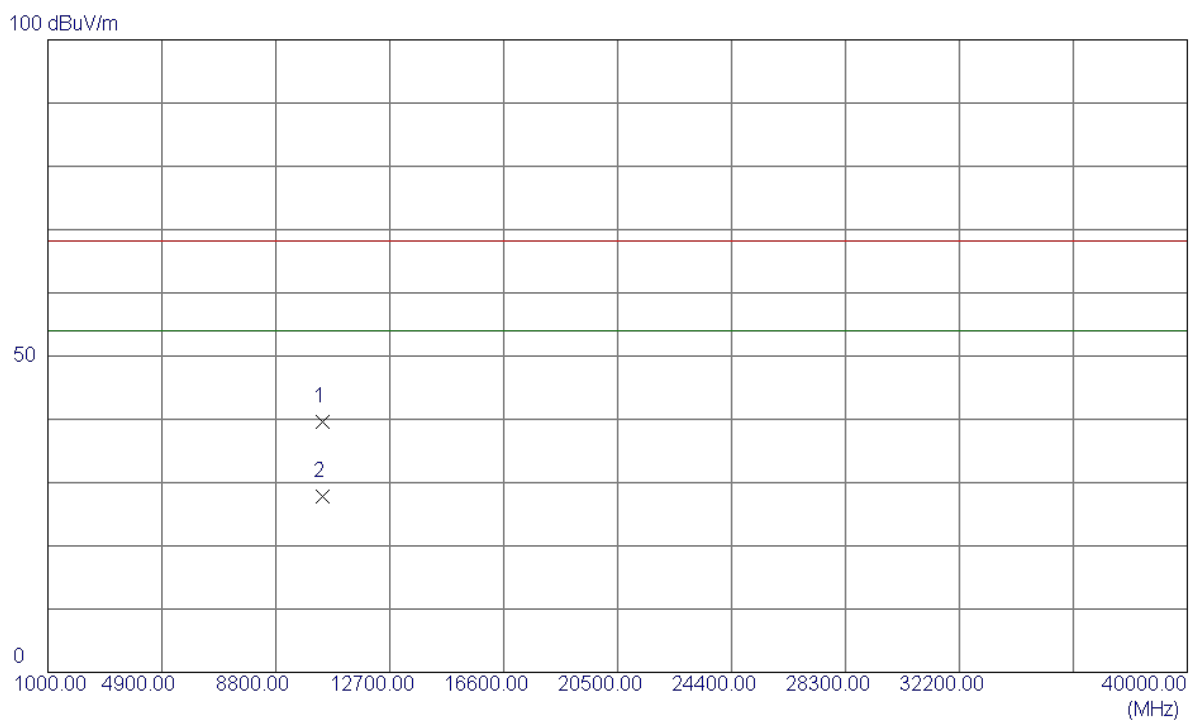
Vertical



| No. | Freq. MHz | Reading Level dBuV/m | Correct Factor dB | Measure ment dBuV/m | Limit dBuV/m | Over dB | Detector | Comment |
|-----|--------------|----------------------------|-------------------------|---------------------------|-----------------|------------|----------|----------|
| 1 | 5198.4000 | 51.63 | 41.56 | 93.19 | 68.30 | 24.89 | Peak | no limit |
| 2 | 5199.0000 | 43.33 | 41.57 | 84.90 | 54.00 | 30.90 | AVG | no limit |

| | |
|------------------|---------------------------|
| Orthogonal Axis: | X |
| Test Mode: | UNII-1/ TX A Mode 5200MHz |

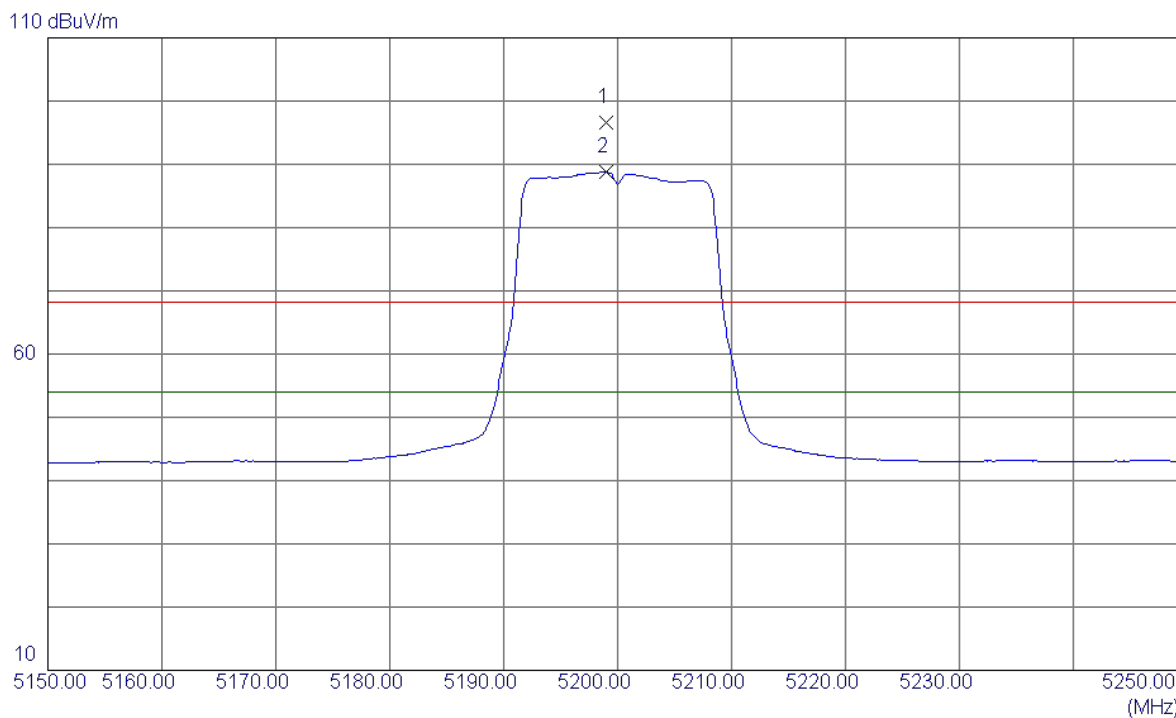
Vertical



| No. | Freq. MHz | Reading Level dBuV/m | Correct Factor dB | Measure ment dBuV/m | Limit dBuV/m | Over dB | Detector | Comment |
|-----|--------------|----------------------------|-------------------------|---------------------------|-----------------|------------|----------|---------|
| 1 | 10400.0000 | 25.24 | 14.40 | 39.64 | 68.30 | -28.66 | Peak | |
| 2 | 10400.0250 | 13.42 | 14.40 | 27.82 | 54.00 | -26.18 | AVG | |

| | |
|------------------|---------------------------|
| Orthogonal Axis: | X |
| Test Mode: | UNII-1/ TX A Mode 5200MHz |

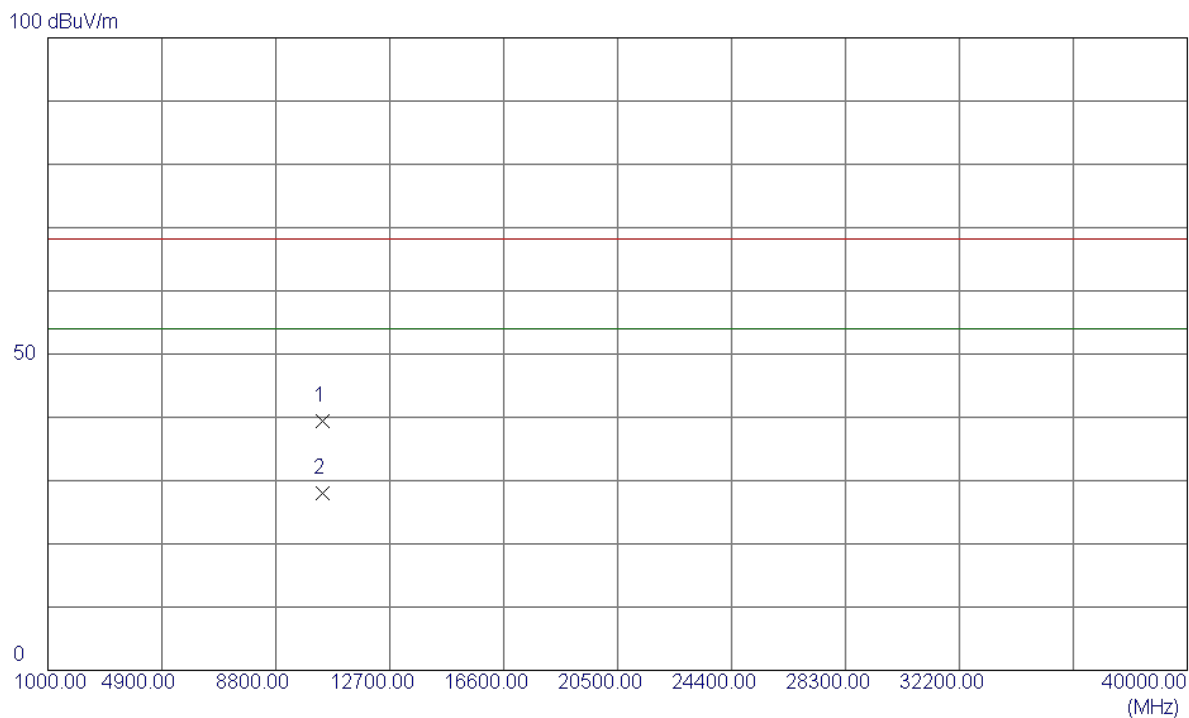
Horizontal



| No. | Freq. MHz | Reading Level dBuV/m | Correct Factor dB | Measure ment dBuV/m | Limit dBuV/m | Over dB | Detector | Comment |
|-----|--------------|----------------------------|-------------------------|---------------------------|-----------------|------------|----------|----------|
| 1 | 5199.0000 | 55.08 | 41.57 | 96.65 | 68.30 | 28.35 | Peak | no limit |
| 2 | 5199.0000 | 47.18 | 41.57 | 88.75 | 54.00 | 34.75 | AVG | no limit |

| | |
|------------------|---------------------------|
| Orthogonal Axis: | X |
| Test Mode: | UNII-1/ TX A Mode 5200MHz |

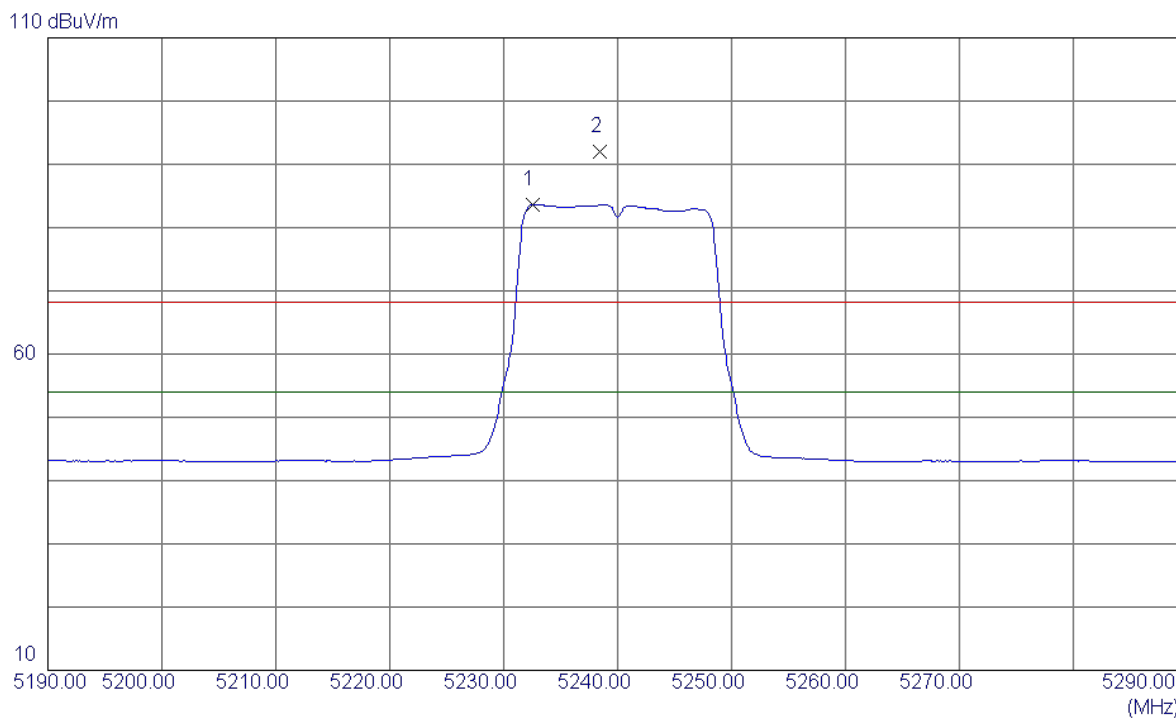
Horizontal



| No. | Freq. MHz | Reading Level dBuV/m | Correct Factor dB | Measure ment dBuV/m | Limit dBuV/m | Over dB | Detector | Comment |
|-----|--------------|----------------------------|-------------------------|---------------------------|-----------------|------------|----------|---------|
| 1 | 10399.8900 | 25.08 | 14.40 | 39.48 | 68.30 | -28.82 | Peak | |
| 2 | 10400.0350 | 13.57 | 14.40 | 27.97 | 54.00 | -26.03 | AVG | |

| | |
|------------------|---------------------------|
| Orthogonal Axis: | X |
| Test Mode: | UNII-1/ TX A Mode 5240MHz |

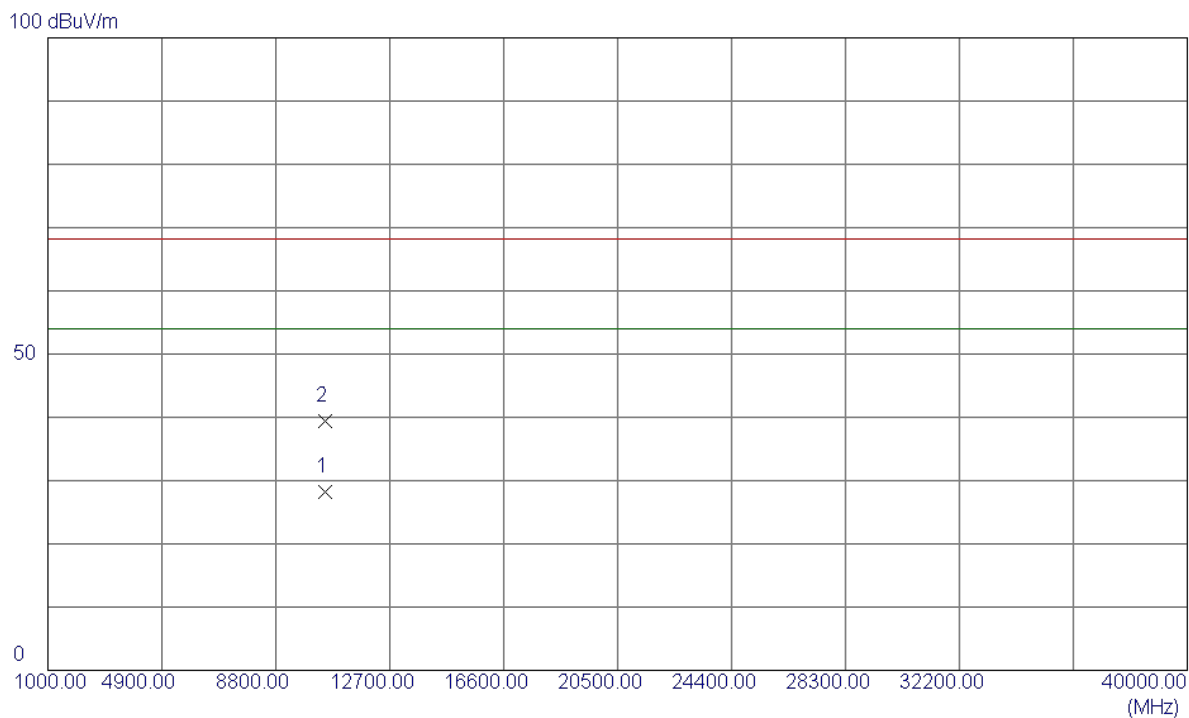
Vertical



| No. | Freq. MHz | Reading Level dBuV/m | Correct Factor dB | Measure ment dBuV/m | Limit dBuV/m | Over dB | Detector | Comment |
|-----|--------------|----------------------------|-------------------------|---------------------------|-----------------|------------|----------|----------|
| 1 | 5232.5000 | 41.96 | 41.68 | 83.64 | 54.00 | 29.64 | AVG | no limit |
| 2 | 5238.4000 | 50.22 | 41.70 | 91.92 | 68.30 | 23.62 | Peak | no limit |

| | |
|------------------|---------------------------|
| Orthogonal Axis: | X |
| Test Mode: | UNII-1/ TX A Mode 5240MHz |

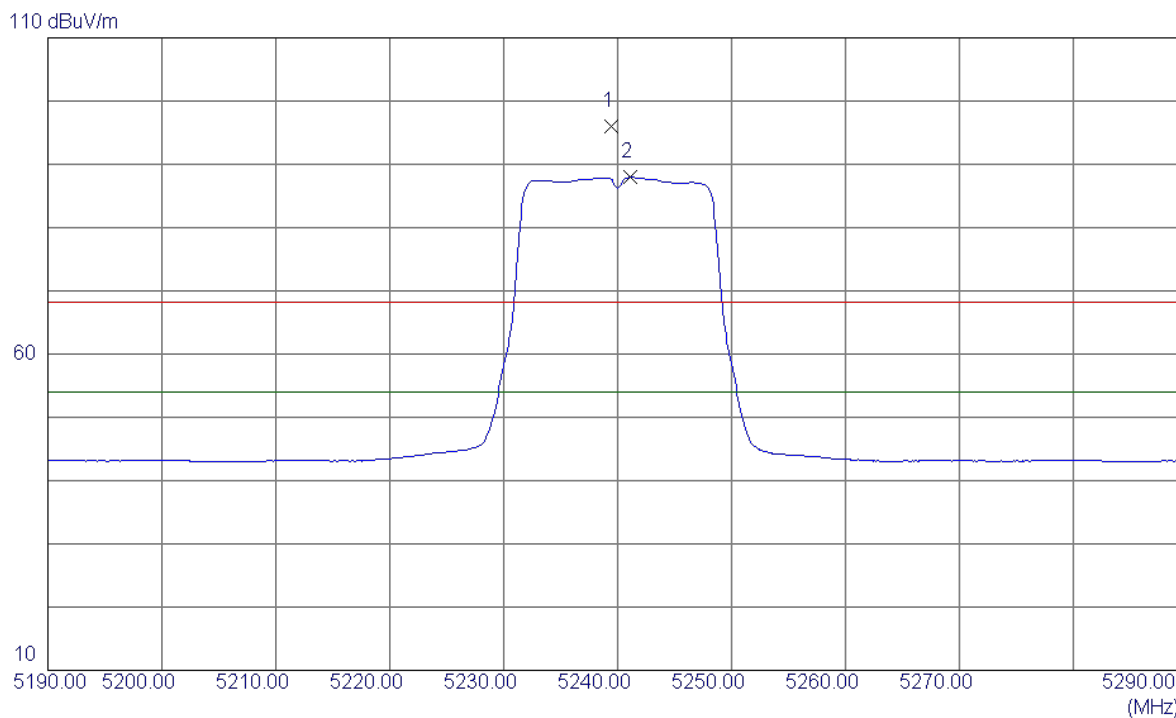
Vertical



| No. | Freq. MHz | Reading Level dBuV/m | Correct Factor dB | Measure ment dBuV/m | Limit dBuV/m | Over dB | Detector | Comment |
|-----|--------------|----------------------------|-------------------------|---------------------------|-----------------|------------|----------|---------|
| 1 | 10480.0800 | 13.59 | 14.56 | 28.15 | 54.00 | -25.85 | AVG | |
| 2 | 10480.1650 | 24.87 | 14.56 | 39.43 | 68.30 | -28.87 | Peak | |

| | |
|------------------|---------------------------|
| Orthogonal Axis: | X |
| Test Mode: | UNII-1/ TX A Mode 5240MHz |

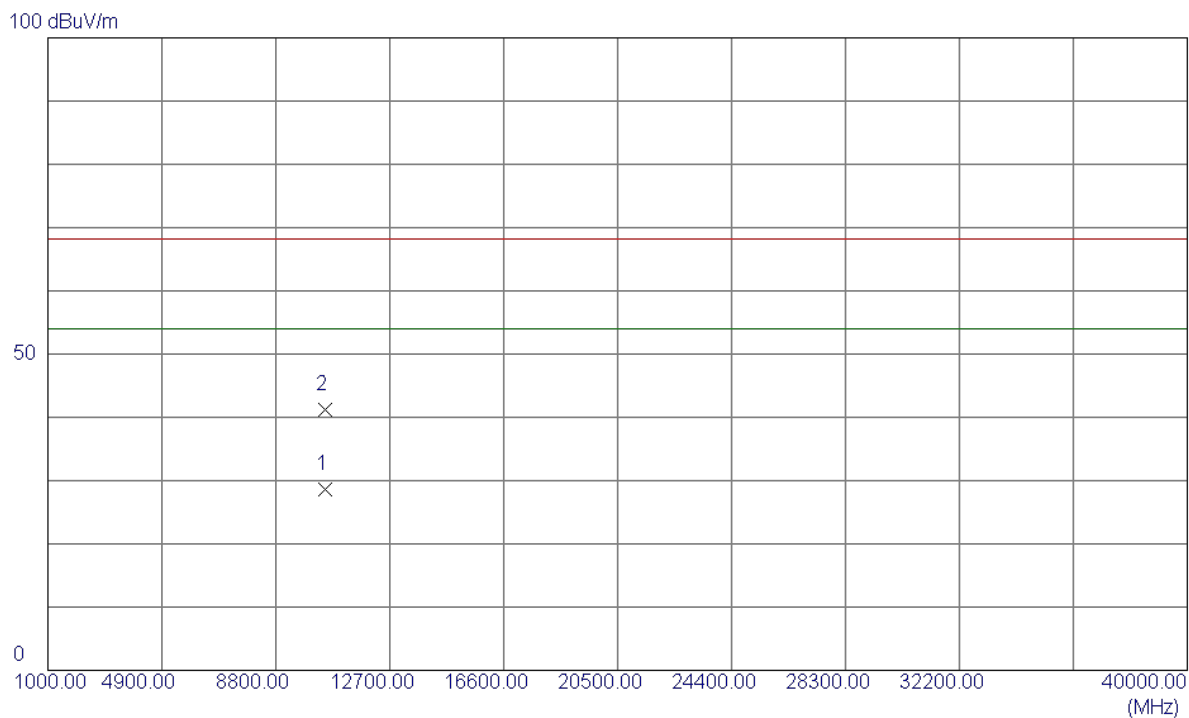
Horizontal



| No. | Freq. MHz | Reading Level dBuV/m | Correct Factor dB | Measure ment dBuV/m | Limit dBuV/m | Over dB | Detector | Comment |
|-----|--------------|----------------------------|-------------------------|---------------------------|-----------------|------------|----------|----------|
| 1 | 5239.4000 | 54.30 | 41.70 | 96.00 | 68.30 | 27.70 | Peak | no limit |
| 2 | 5241.1000 | 46.22 | 41.71 | 87.93 | 54.00 | 33.93 | AVG | no limit |

| | |
|------------------|---------------------------|
| Orthogonal Axis: | X |
| Test Mode: | UNII-1/ TX A Mode 5240MHz |

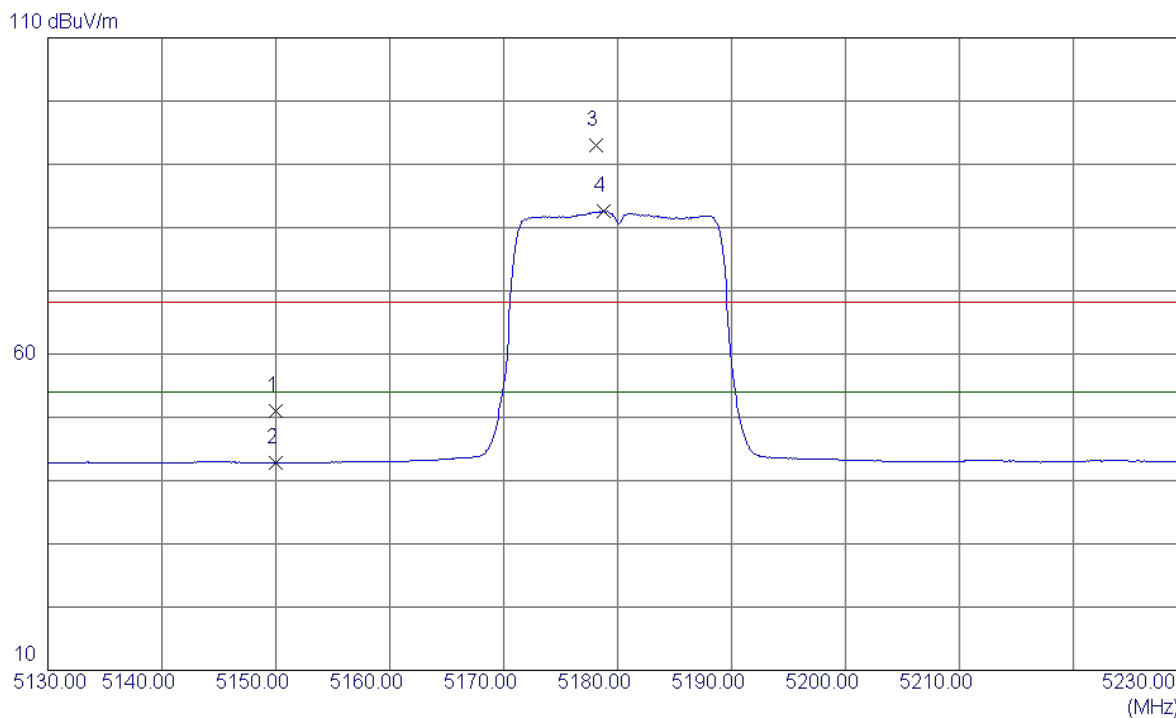
Horizontal



| No. | Freq. MHz | Reading Level dBuV/m | Correct Factor dB | Measure ment dBuV/m | Limit dBuV/m | Over dB | Detector | Comment |
|-----|--------------|----------------------------|-------------------------|---------------------------|-----------------|------------|----------|---------|
| 1 | 10479.9500 | 14.13 | 14.56 | 28.69 | 54.00 | -25.31 | AVG | |
| 2 | 10480.2500 | 26.63 | 14.56 | 41.19 | 68.30 | -27.11 | Peak | |

| | |
|------------------|-----------------------------|
| Orthogonal Axis: | X |
| Test Mode: | UNII-1/ TX N20 Mode 5180MHz |

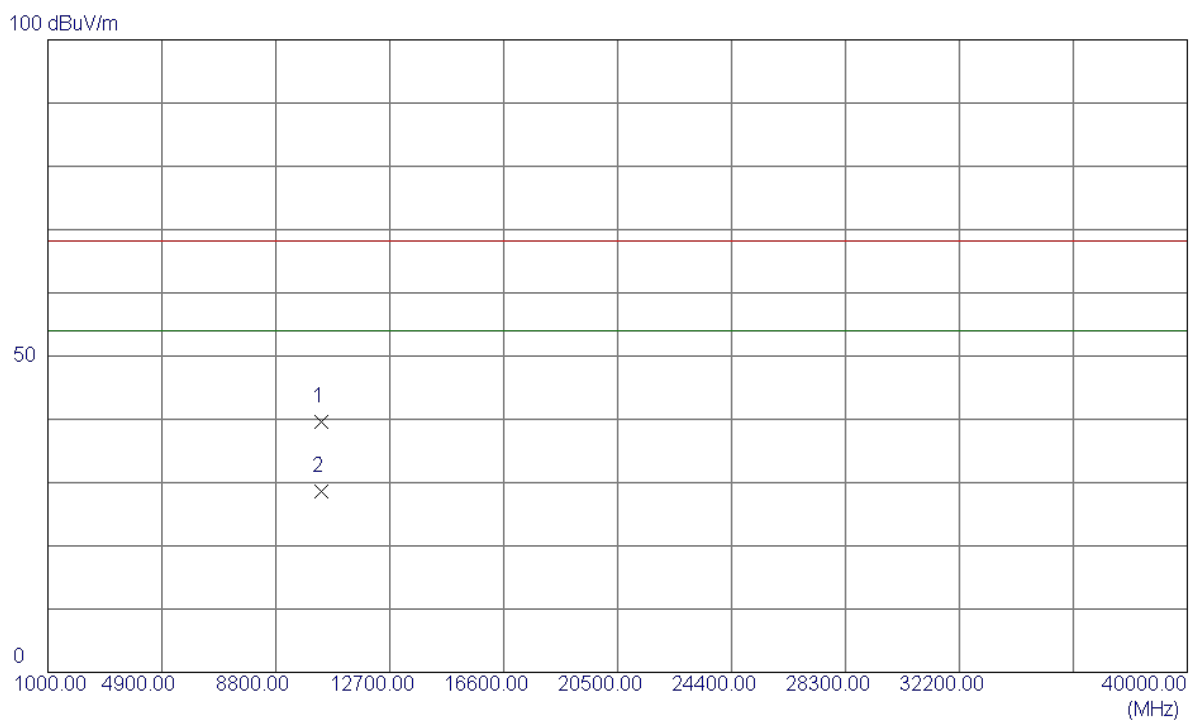
Vertical



| No. | Freq. MHz | Reading Level dBuV/m | Correct Factor dB | Measure ment dBuV/m | Limit dBuV/m | Over dB | Detector | Comment |
|-----|--------------|----------------------------|-------------------------|---------------------------|-----------------|------------|----------|----------|
| 1 | 5150.0000 | 9.62 | 41.40 | 51.02 | 68.30 | -17.28 | Peak | |
| 2 | 5150.0000 | 1.39 | 41.40 | 42.79 | 54.00 | -11.21 | AVG | |
| 3 | 5178.1000 | 51.43 | 41.50 | 92.93 | 68.30 | 24.63 | Peak | no limit |
| 4 | 5178.8000 | 41.11 | 41.50 | 82.61 | 54.00 | 28.61 | AVG | no limit |

| | |
|------------------|-----------------------------|
| Orthogonal Axis: | X |
| Test Mode: | UNII-1/ TX N20 Mode 5180MHz |

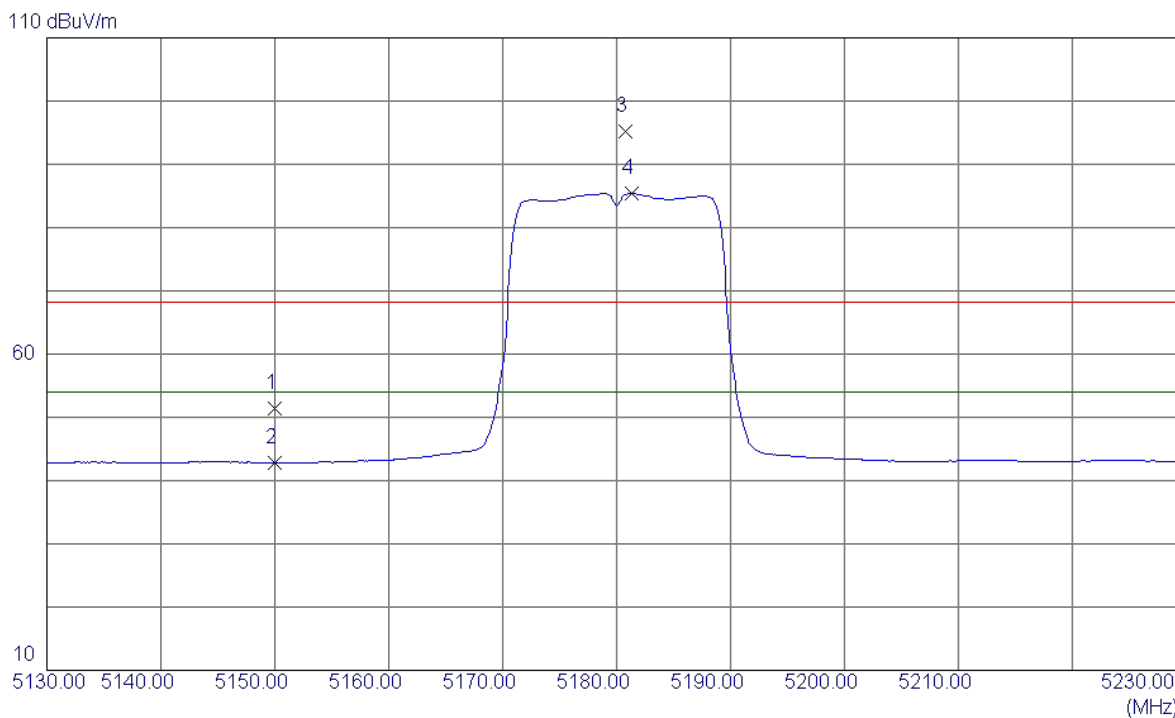
Vertical



| No. | Freq. MHz | Reading Level dBuV/m | Correct Factor dB | Measure ment dBuV/m | Limit dBuV/m | Over dB | Detector | Comment |
|-----|--------------|----------------------------|-------------------------|---------------------------|-----------------|------------|----------|---------|
| 1 | 10360.0599 | 25.31 | 14.33 | 39.64 | 68.30 | -28.66 | Peak | |
| 2 | 10360.0950 | 14.29 | 14.33 | 28.62 | 54.00 | -25.38 | AVG | |

| | |
|------------------|-----------------------------|
| Orthogonal Axis: | X |
| Test Mode: | UNII-1/ TX N20 Mode 5180MHz |

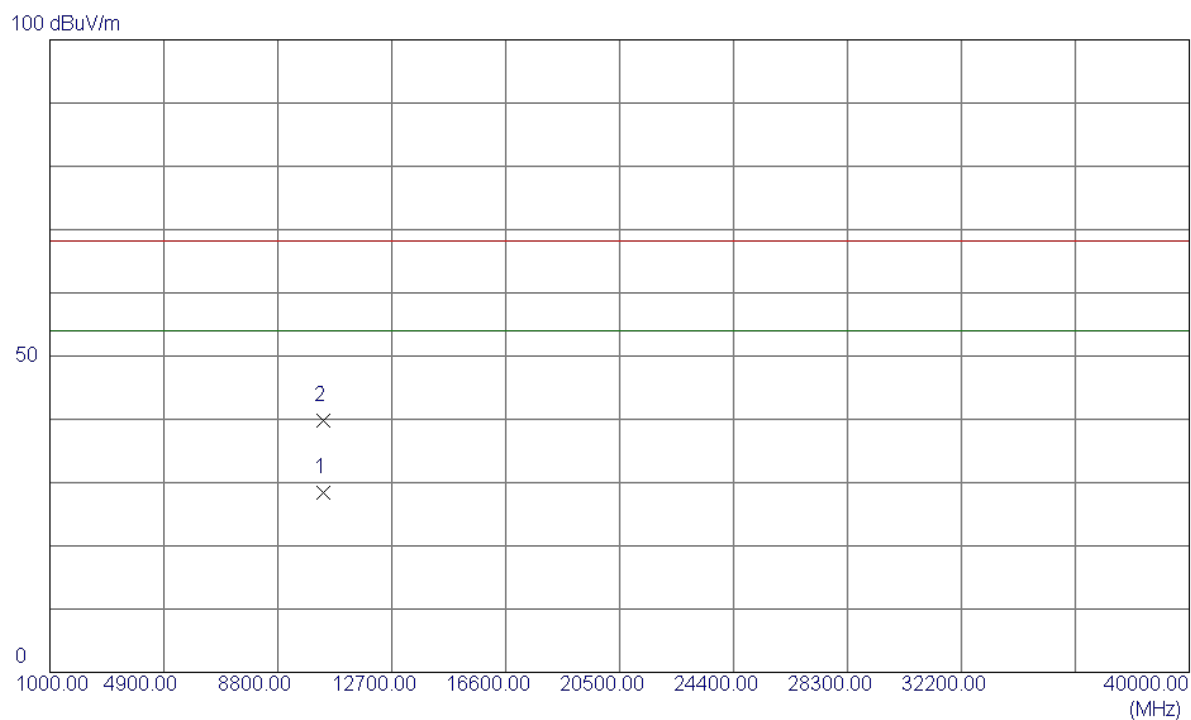
Horizontal



| No. | Freq. MHz | Reading Level dBuV/m | Correct Factor dB | Measure ment dBuV/m | Limit dBuV/m | Over dB | Detector | Comment |
|-----|--------------|----------------------------|-------------------------|---------------------------|-----------------|------------|----------|----------|
| 1 | 5150.0000 | 10.03 | 41.40 | 51.43 | 68.30 | -16.87 | Peak | |
| 2 | 5150.0000 | 1.39 | 41.40 | 42.79 | 54.00 | -11.21 | AVG | |
| 3 | 5180.8000 | 53.78 | 41.51 | 95.29 | 68.30 | 26.99 | Peak | no limit |
| 4 | 5181.3000 | 43.89 | 41.51 | 85.40 | 54.00 | 31.40 | AVG | no limit |

| | |
|------------------|-----------------------------|
| Orthogonal Axis: | X |
| Test Mode: | UNII-1/ TX N20 Mode 5180MHz |

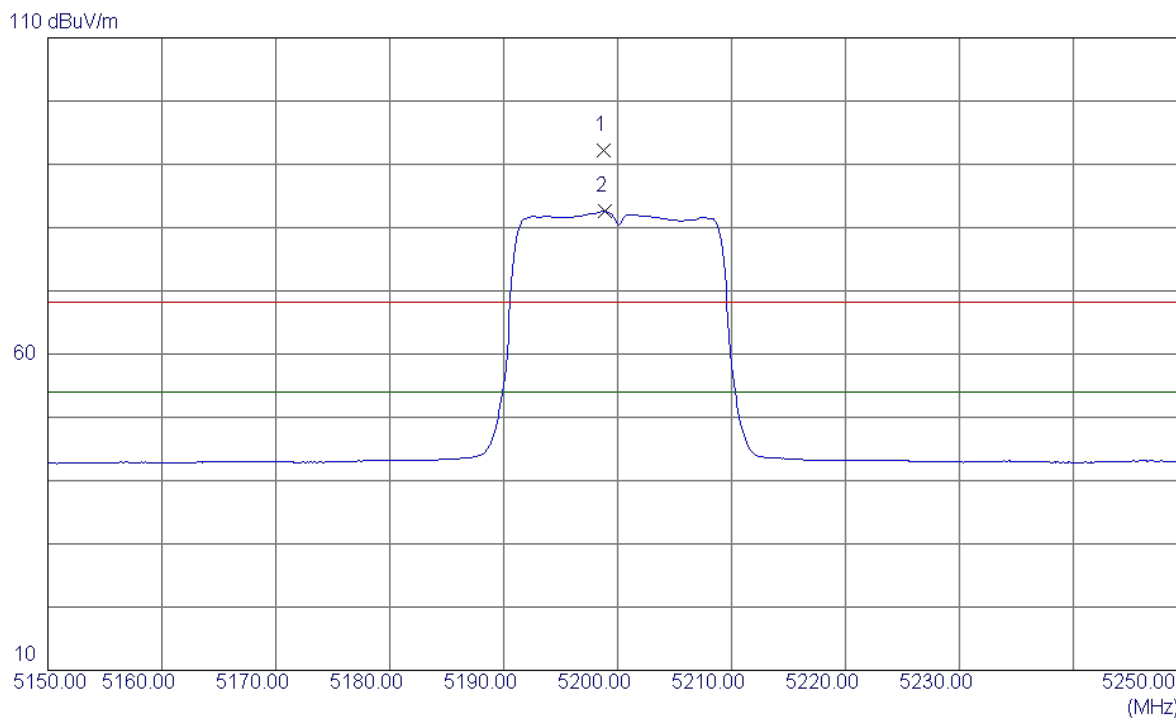
Horizontal



| No. | Freq. MHz | Reading Level dBuV/m | Correct Factor dB | Measure ment dBuV/m | Limit dBuV/m | Over dB | Detector | Comment |
|-----|--------------|----------------------------|-------------------------|---------------------------|-----------------|------------|----------|---------|
| 1 | 10360.1100 | 14.13 | 14.33 | 28.46 | 54.00 | -25.54 | AVG | |
| 2 | 10360.3350 | 25.45 | 14.33 | 39.78 | 68.30 | -28.52 | Peak | |

| | |
|------------------|-----------------------------|
| Orthogonal Axis: | X |
| Test Mode: | UNII-1/ TX N20 Mode 5200MHz |

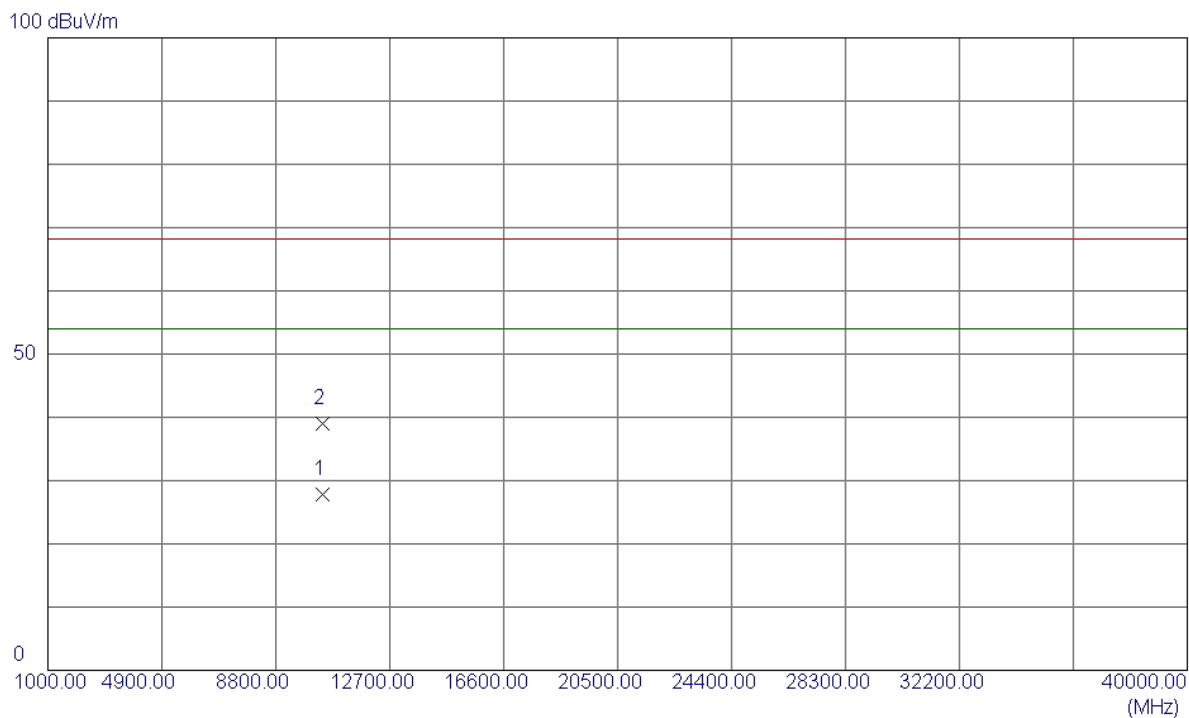
Vertical



| No. | Freq. MHz | Reading Level dBuV/m | Correct Factor dB | Measure ment dBuV/m | Limit dBuV/m | Over dB | Detector | Comment |
|-----|--------------|----------------------------|-------------------------|---------------------------|-----------------|------------|----------|----------|
| 1 | 5198.8000 | 50.71 | 41.57 | 92.28 | 68.30 | 23.98 | Peak | no limit |
| 2 | 5198.9000 | 40.99 | 41.57 | 82.56 | 54.00 | 28.56 | AVG | no limit |

| | |
|------------------|-----------------------------|
| Orthogonal Axis: | X |
| Test Mode: | UNII-1/ TX N20 Mode 5200MHz |

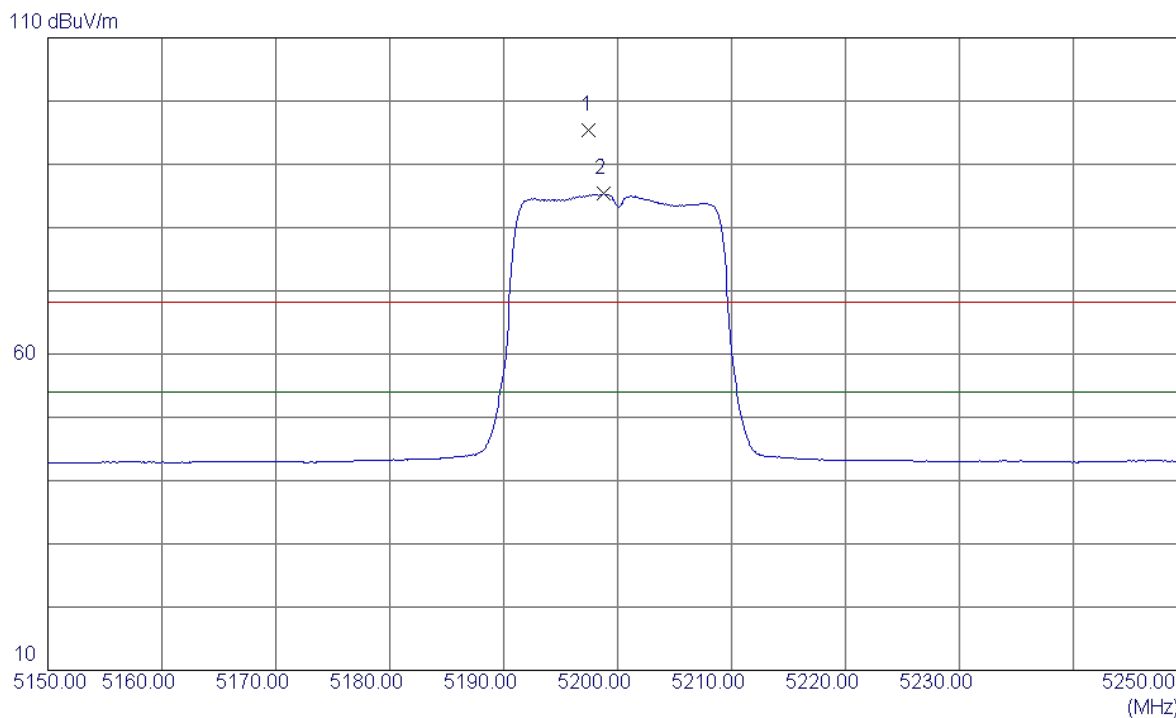
Vertical



| No. | Freq. MHz | Reading Level dBuV/m | Correct Factor dB | Measure ment dBuV/m | Limit dBuV/m | Over dB | Detector | Comment |
|-----|--------------|----------------------------|-------------------------|---------------------------|-----------------|------------|----------|---------|
| 1 | 10400.0000 | 13.46 | 14.40 | 27.86 | 54.00 | -26.14 | AVG | |
| 2 | 10400.2200 | 24.64 | 14.40 | 39.04 | 68.30 | -29.26 | Peak | |

| | |
|------------------|-----------------------------|
| Orthogonal Axis: | X |
| Test Mode: | UNII-1/ TX N20 Mode 5200MHz |

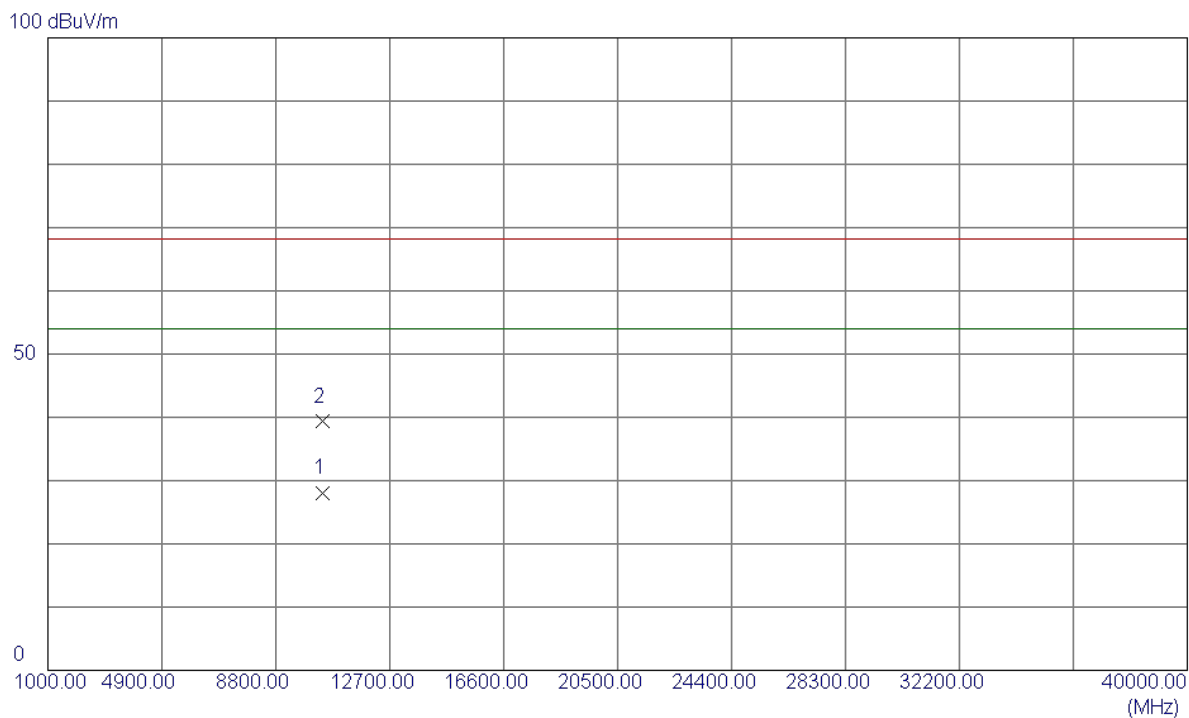
Horizontal



| No. | Freq. MHz | Reading Level dBuV/m | Correct Factor dB | Measure ment dBuV/m | Limit dBuV/m | Over dB | Detector | Comment |
|-----|--------------|----------------------------|-------------------------|---------------------------|-----------------|------------|----------|----------|
| 1 | 5197.5000 | 53.81 | 41.56 | 95.37 | 68.30 | 27.07 | Peak | no limit |
| 2 | 5198.8000 | 43.75 | 41.57 | 85.32 | 54.00 | 31.32 | AVG | no limit |

| | |
|------------------|-----------------------------|
| Orthogonal Axis: | X |
| Test Mode: | UNII-1/ TX N20 Mode 5200MHz |

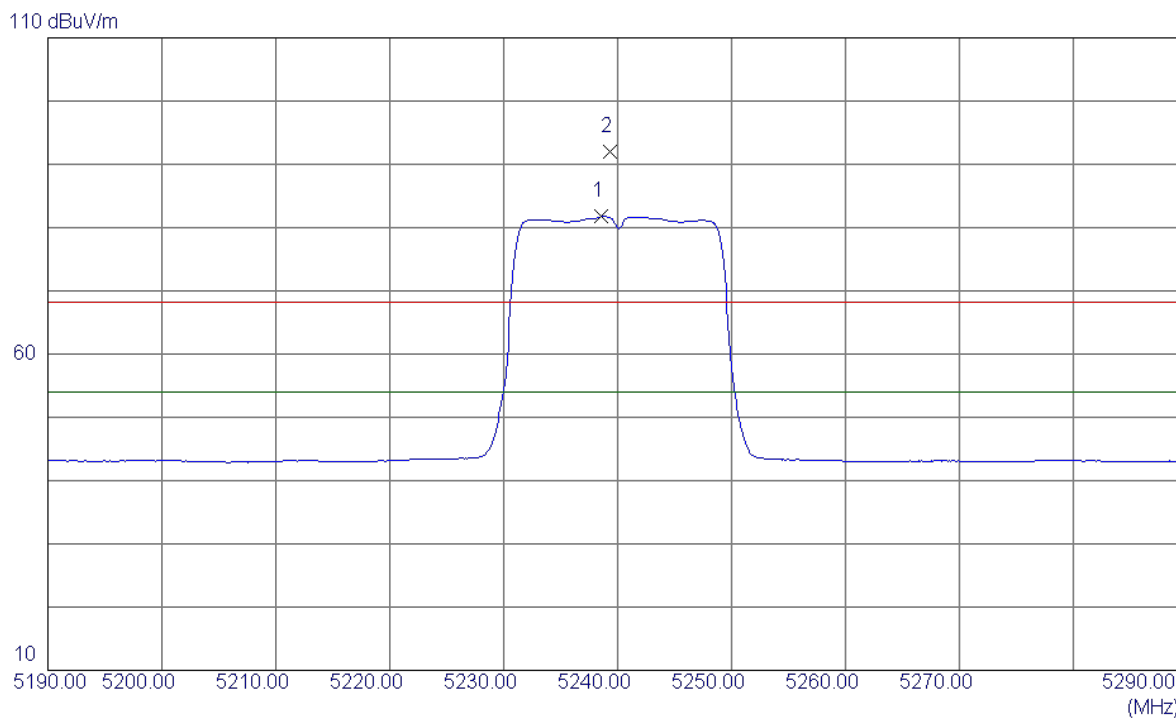
Horizontal



| No. | Freq. MHz | Reading Level dBuV/m | Correct Factor dB | Measure ment dBuV/m | Limit dBuV/m | Over dB | Detector | Comment |
|-----|--------------|----------------------------|-------------------------|---------------------------|-----------------|------------|----------|---------|
| 1 | 10400.1849 | 13.68 | 14.40 | 28.08 | 54.00 | -25.92 | AVG | |
| 2 | 10400.2050 | 24.90 | 14.40 | 39.30 | 68.30 | -29.00 | Peak | |

| | |
|------------------|-----------------------------|
| Orthogonal Axis: | X |
| Test Mode: | UNII-1/ TX N20 Mode 5240MHz |

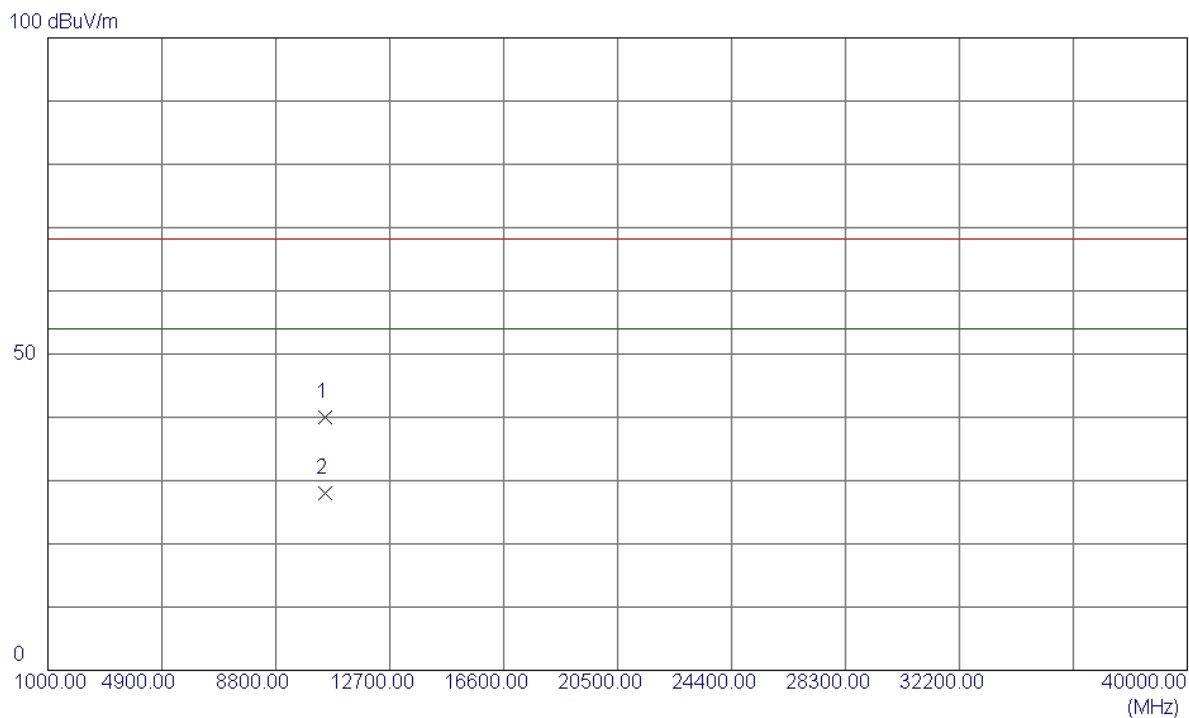
Vertical



| No. | Freq. MHz | Reading Level dBuV/m | Correct Factor dB | Measure ment dBuV/m | Limit dBuV/m | Over dB | Detector | Comment |
|-----|--------------|----------------------------|-------------------------|---------------------------|-----------------|------------|----------|----------|
| 1 | 5238.6000 | 40.02 | 41.70 | 81.72 | 54.00 | 27.72 | AVG | no limit |
| 2 | 5239.3000 | 50.35 | 41.70 | 92.05 | 68.30 | 23.75 | Peak | no limit |

| | |
|------------------|-----------------------------|
| Orthogonal Axis: | X |
| Test Mode: | UNII-1/ TX N20 Mode 5240MHz |

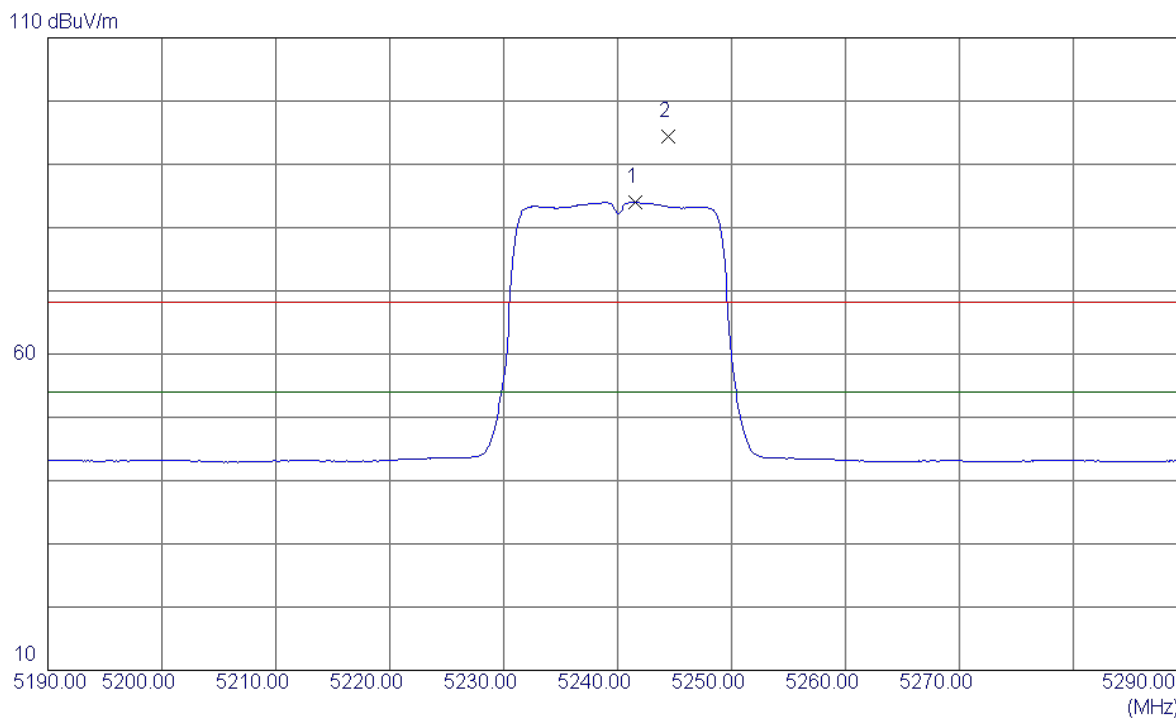
Vertical



| No. | Freq. MHz | Reading Level dBuV/m | Correct Factor dB | Measure ment dBuV/m | Limit dBuV/m | Over dB | Detector | Comment |
|-----|--------------|----------------------------|-------------------------|---------------------------|-----------------|------------|----------|---------|
| 1 | 10479.6750 | 25.52 | 14.56 | 40.08 | 68.30 | -28.22 | Peak | |
| 2 | 10480.0750 | 13.52 | 14.56 | 28.08 | 54.00 | -25.92 | AVG | |

| | |
|------------------|-----------------------------|
| Orthogonal Axis: | X |
| Test Mode: | UNII-1/ TX N20 Mode 5240MHz |

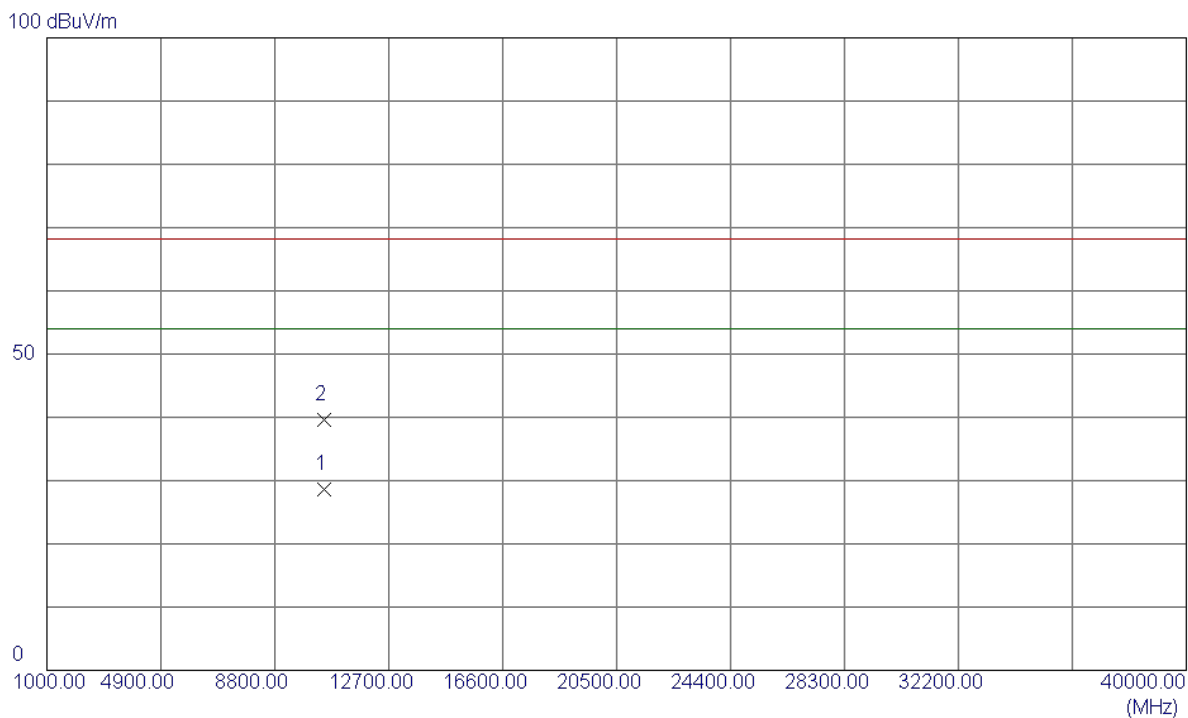
Horizontal



| No. | Freq. MHz | Reading Level dBuV/m | Correct Factor dB | Measure ment dBuV/m | Limit dBuV/m | Over dB | Detector | Comment |
|-----|--------------|----------------------------|-------------------------|---------------------------|-----------------|------------|----------|----------|
| 1 | 5241.6000 | 42.35 | 41.71 | 84.06 | 54.00 | 30.06 | AVG | no limit |
| 2 | 5244.4000 | 52.66 | 41.72 | 94.38 | 68.30 | 26.08 | Peak | no limit |

| | |
|------------------|-----------------------------|
| Orthogonal Axis: | X |
| Test Mode: | UNII-1/ TX N20 Mode 5240MHz |

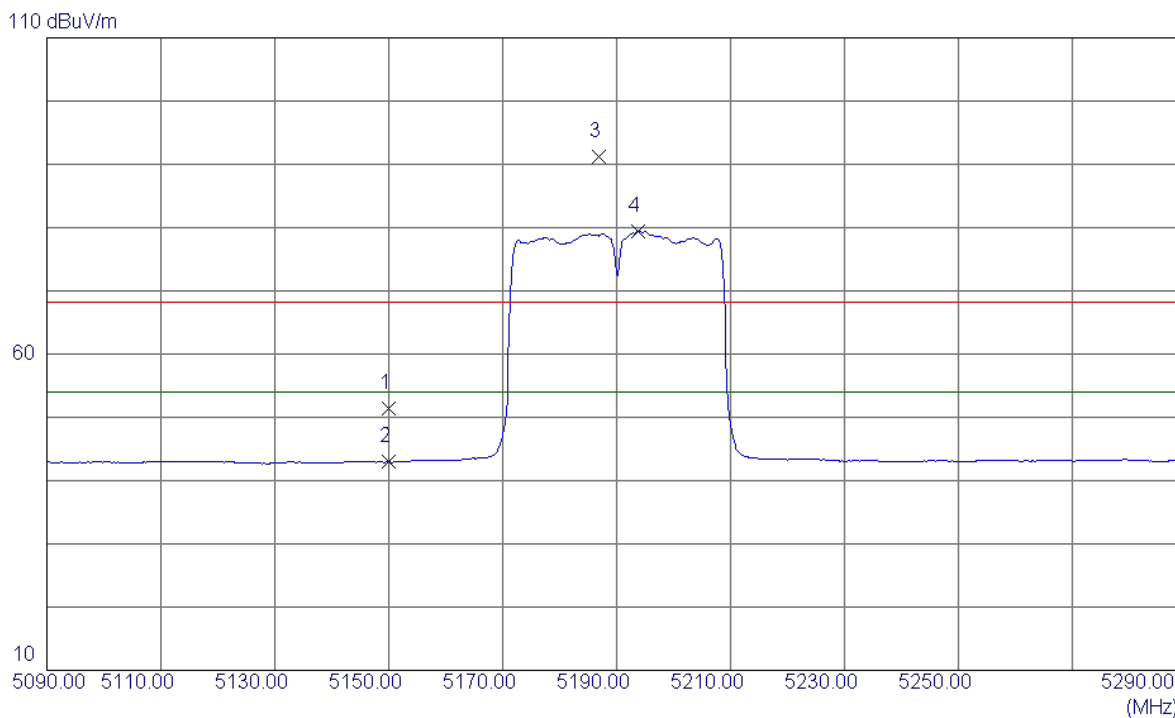
Horizontal



| No. | Freq. MHz | Reading Level dBuV/m | Correct Factor dB | Measure ment dBuV/m | Limit dBuV/m | Over dB | Detector | Comment |
|-----|--------------|----------------------------|-------------------------|---------------------------|-----------------|------------|----------|---------|
| 1 | 10480.1150 | 14.11 | 14.56 | 28.67 | 54.00 | -25.33 | AVG | |
| 2 | 10480.6050 | 25.12 | 14.56 | 39.68 | 68.30 | -28.62 | Peak | |

| | |
|------------------|-----------------------------|
| Orthogonal Axis: | X |
| Test Mode: | UNII-1/ TX N40 Mode 5190MHz |

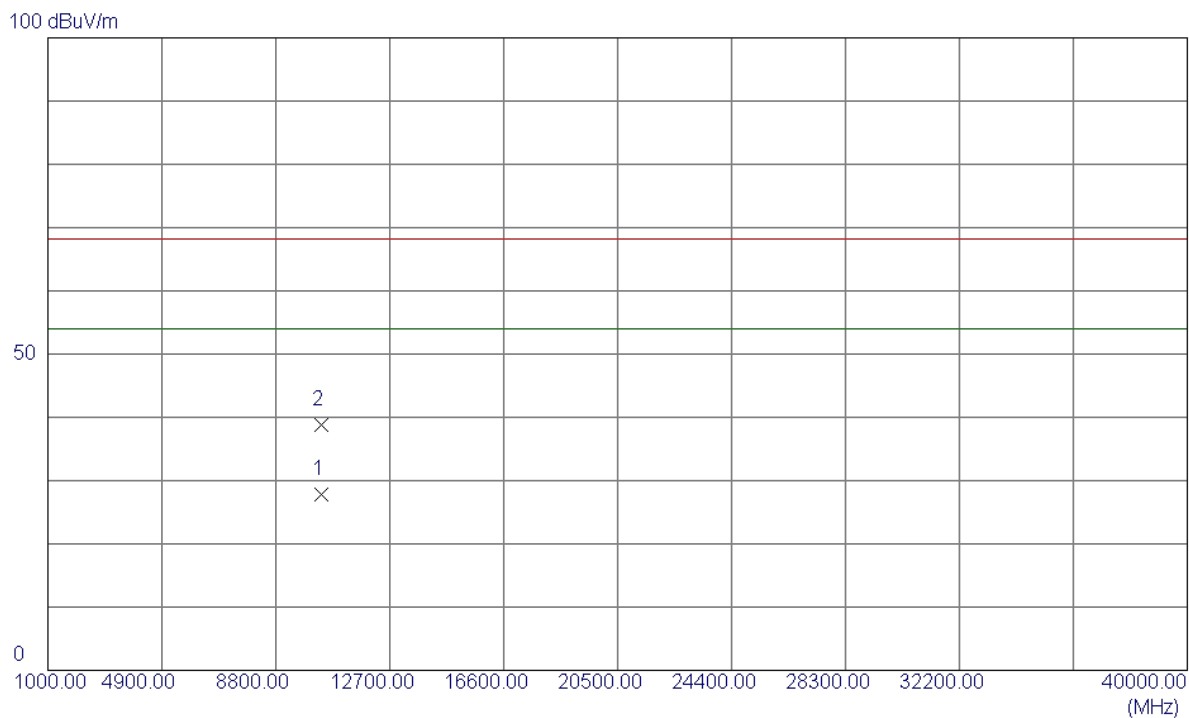
Vertical



| No. | Freq. MHz | Reading Level dBuV/m | Correct Factor dB | Measure ment dBuV/m | Limit dBuV/m | Over dB | Detector | Comment |
|-----|--------------|----------------------------|-------------------------|---------------------------|-----------------|------------|----------|----------|
| 1 | 5150.0000 | 10.04 | 41.40 | 51.44 | 68.30 | -16.86 | Peak | |
| 2 | 5150.0000 | 1.53 | 41.40 | 42.93 | 54.00 | -11.07 | AVG | |
| 3 | 5186.8000 | 49.62 | 41.53 | 91.15 | 68.30 | 22.85 | Peak | no limit |
| 4 | 5193.8000 | 37.86 | 41.55 | 79.41 | 54.00 | 25.41 | AVG | no limit |

| | |
|------------------|-----------------------------|
| Orthogonal Axis: | X |
| Test Mode: | UNII-1/ TX N40 Mode 5190MHz |

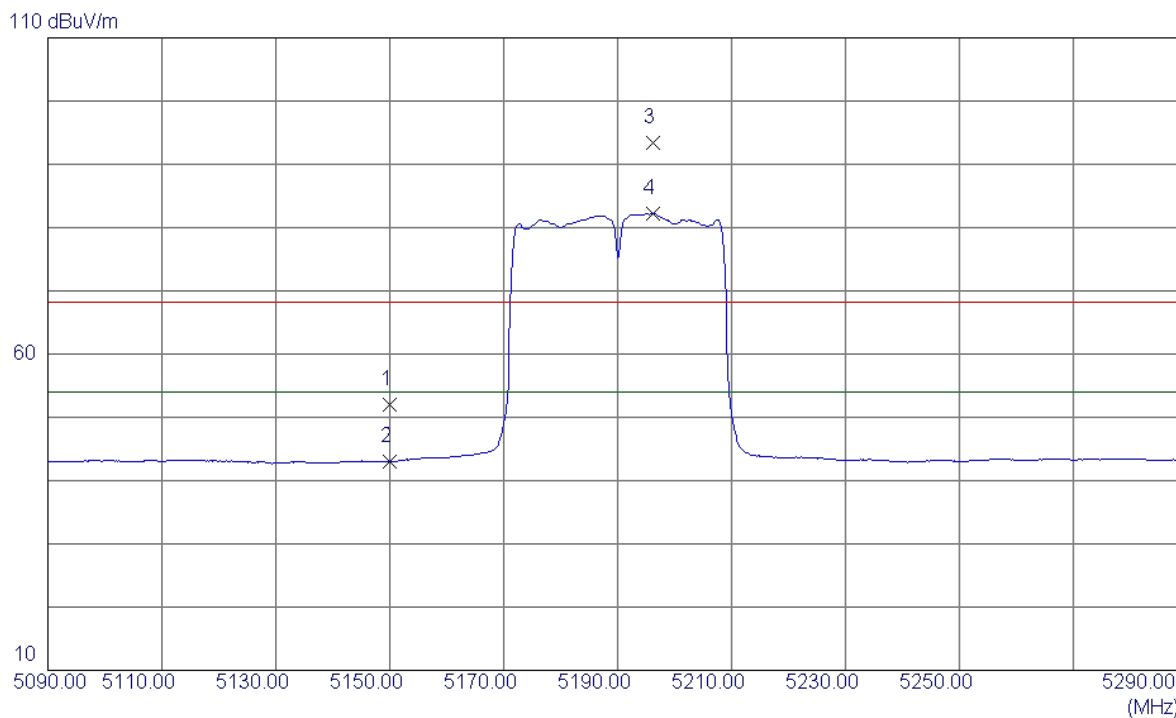
Vertical



| No. | Freq. MHz | Reading Level dBuV/m | Correct Factor dB | Measure ment dBuV/m | Limit dBuV/m | Over dB | Detector | Comment |
|-----|--------------|----------------------------|-------------------------|---------------------------|-----------------|------------|----------|---------|
| 1 | 10380.1550 | 13.36 | 14.37 | 27.73 | 54.00 | -26.27 | AVG | |
| 2 | 10380.5400 | 24.36 | 14.37 | 38.73 | 68.30 | -29.57 | Peak | |

| | |
|------------------|-----------------------------|
| Orthogonal Axis: | X |
| Test Mode: | UNII-1/ TX N40 Mode 5190MHz |

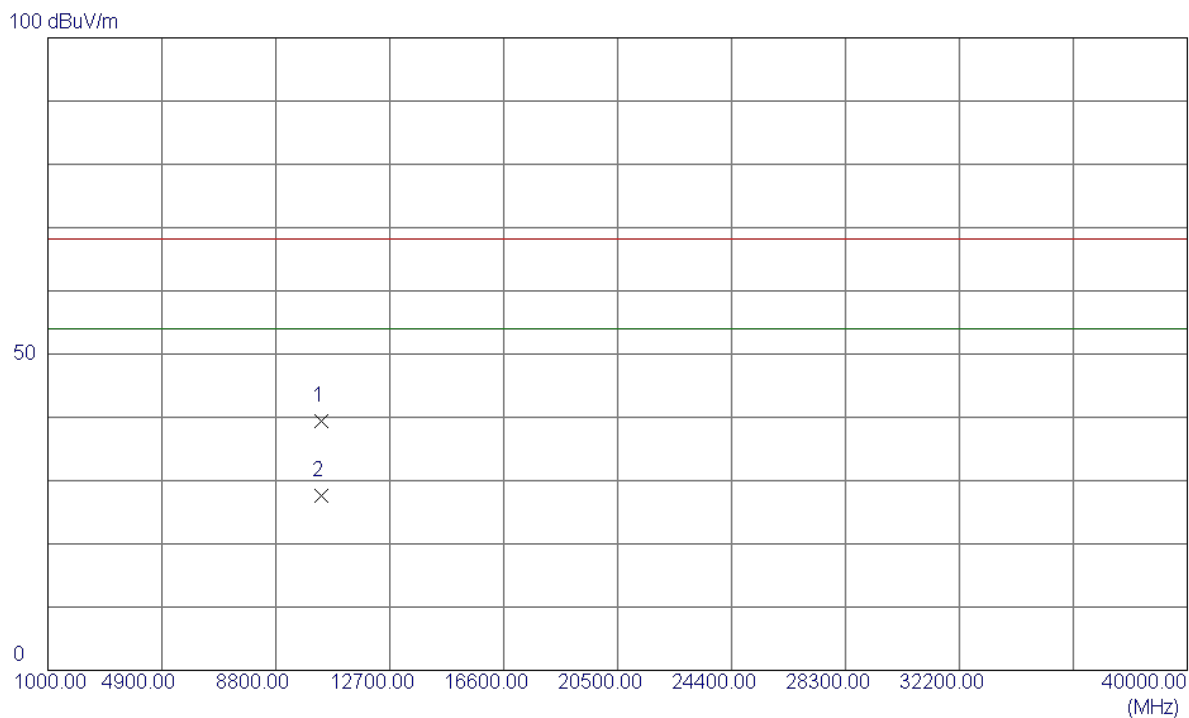
Horizontal



| No. | Freq. MHz | Reading Level dBuV/m | Correct Factor dB | Measure ment dBuV/m | Limit dBuV/m | Over dB | Detector | Comment |
|-----|--------------|----------------------------|-------------------------|---------------------------|-----------------|------------|----------|----------|
| 1 | 5150.0000 | 10.67 | 41.40 | 52.07 | 68.30 | -16.23 | Peak | |
| 2 | 5150.0000 | 1.63 | 41.40 | 43.03 | 54.00 | -10.97 | AVG | |
| 3 | 5196.2000 | 51.88 | 41.56 | 93.44 | 68.30 | 25.14 | Peak | no limit |
| 4 | 5196.2000 | 40.67 | 41.56 | 82.23 | 54.00 | 28.23 | AVG | no limit |

| | |
|------------------|-----------------------------|
| Orthogonal Axis: | X |
| Test Mode: | UNII-1/ TX N40 Mode 5190MHz |

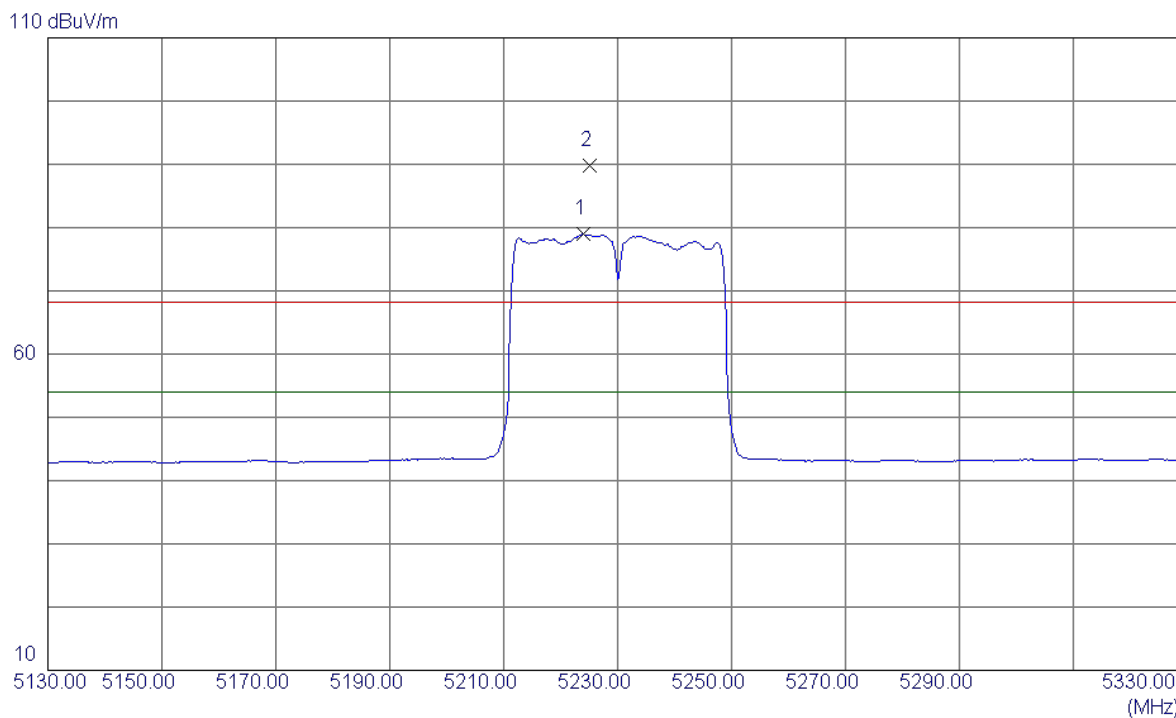
Horizontal



| No. | Freq. MHz | Reading Level dBuV/m | Correct Factor dB | Measure ment dBuV/m | Limit dBuV/m | Over dB | Detector | Comment |
|-----|--------------|----------------------------|-------------------------|---------------------------|-----------------|------------|----------|---------|
| 1 | 10379.8300 | 25.12 | 14.36 | 39.48 | 68.30 | -28.82 | Peak | |
| 2 | 10380.1900 | 13.32 | 14.37 | 27.69 | 54.00 | -26.31 | AVG | |

| | |
|------------------|-----------------------------|
| Orthogonal Axis: | X |
| Test Mode: | UNII-1/ TX N40 Mode 5230MHz |

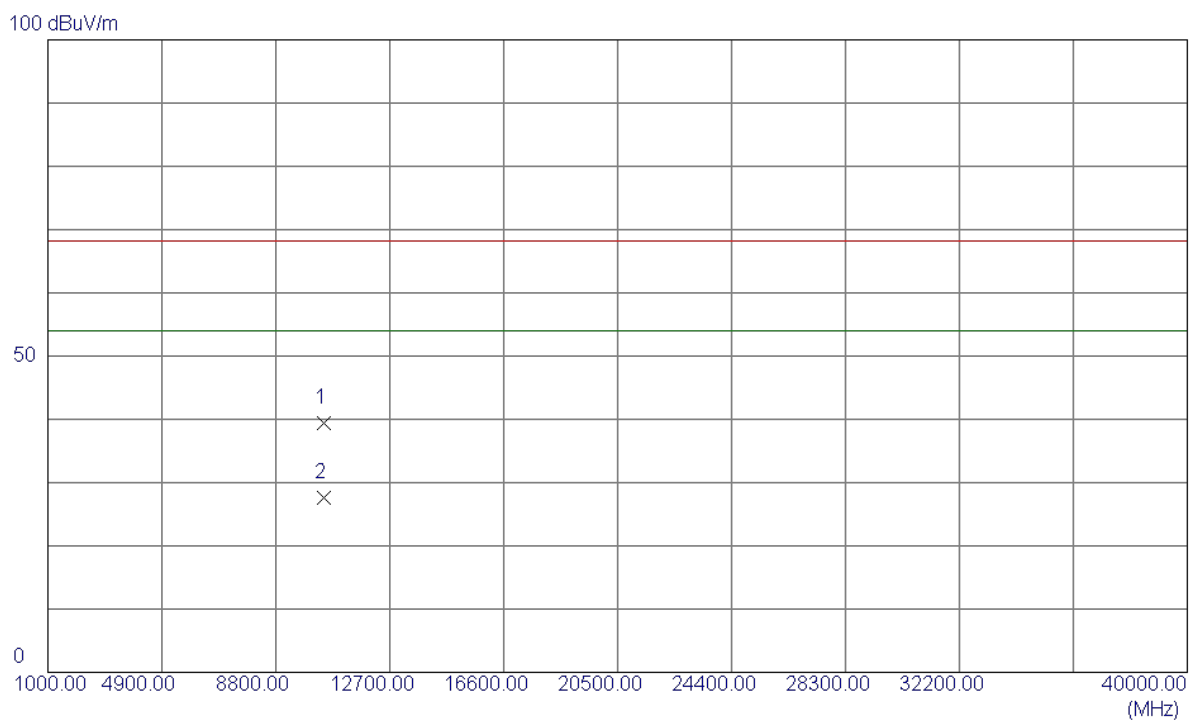
Vertical



| No. | Freq. MHz | Reading Level dBuV/m | Correct Factor dB | Measure ment dBuV/m | Limit dBuV/m | Over dB | Detector | Comment |
|-----|--------------|----------------------------|-------------------------|---------------------------|-----------------|------------|----------|----------|
| 1 | 5224.0000 | 37.29 | 41.65 | 78.94 | 54.00 | 24.94 | AVG | no limit |
| 2 | 5225.2000 | 48.10 | 41.65 | 89.75 | 68.30 | 21.45 | Peak | no limit |

| | |
|------------------|-----------------------------|
| Orthogonal Axis: | X |
| Test Mode: | UNII-1/ TX N40 Mode 5230MHz |

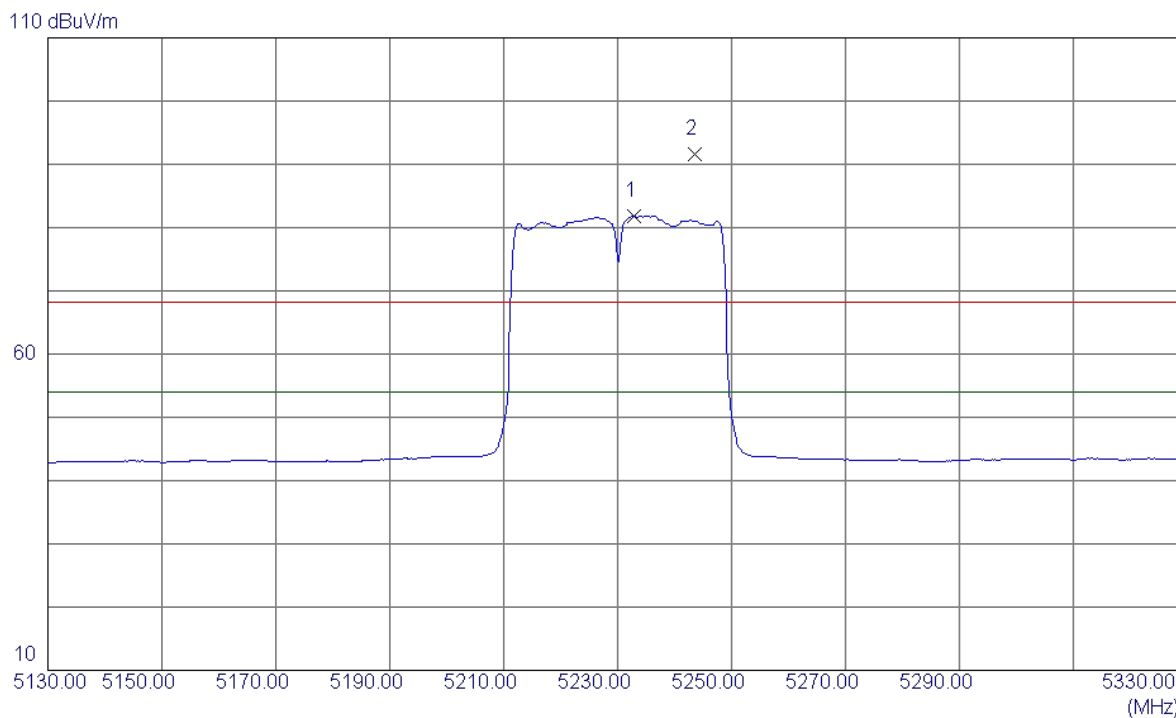
Vertical



| No. | Freq. MHz | Reading Level dBuV/m | Correct Factor dB | Measure ment dBuV/m | Limit dBuV/m | Over dB | Detector | Comment |
|-----|--------------|----------------------------|-------------------------|---------------------------|-----------------|------------|----------|---------|
| 1 | 10460.1650 | 24.89 | 14.52 | 39.41 | 68.30 | -28.89 | Peak | |
| 2 | 10460.2850 | 13.08 | 14.52 | 27.60 | 54.00 | -26.40 | AVG | |

| | |
|------------------|-----------------------------|
| Orthogonal Axis: | X |
| Test Mode: | UNII-1/ TX N40 Mode 5230MHz |

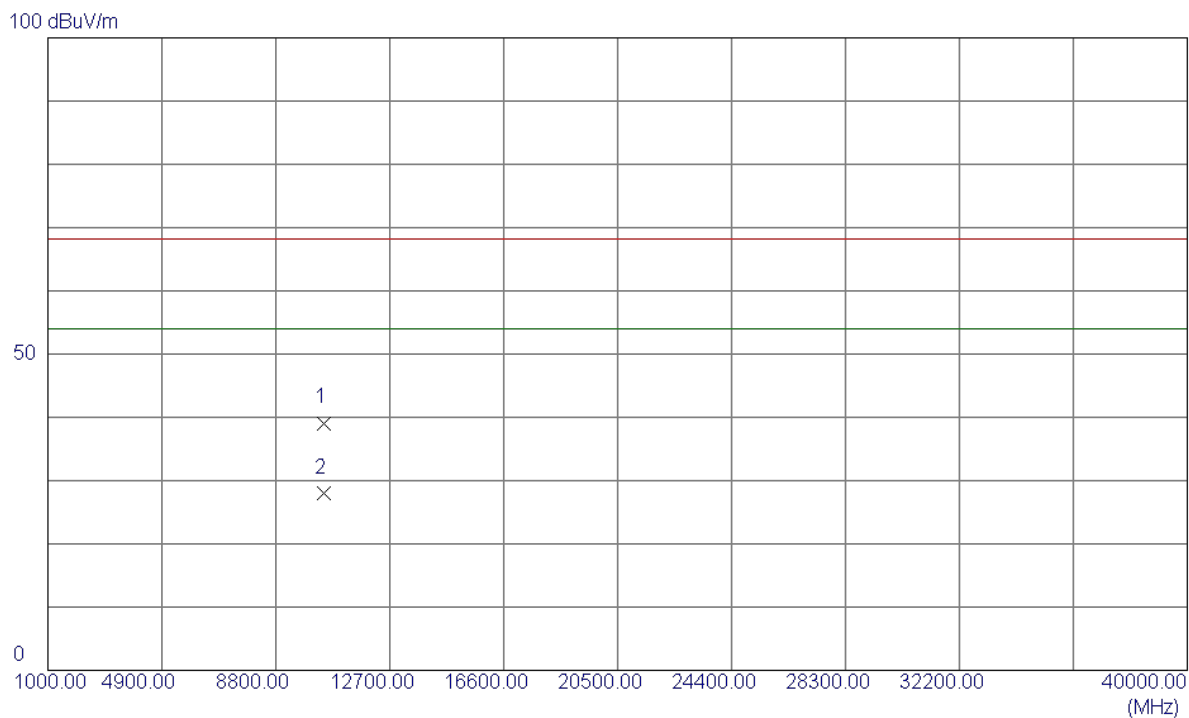
Horizontal



| No. | Freq. MHz | Reading Level dBuV/m | Correct Factor dB | Measure ment dBuV/m | Limit dBuV/m | Over dB | Detector | Comment |
|-----|--------------|----------------------------|-------------------------|---------------------------|-----------------|------------|----------|----------|
| 1 | 5232.8000 | 40.19 | 41.68 | 81.87 | 54.00 | 27.87 | AVG | no limit |
| 2 | 5243.6000 | 49.96 | 41.71 | 91.67 | 68.30 | 23.37 | Peak | no limit |

| | |
|------------------|-----------------------------|
| Orthogonal Axis: | X |
| Test Mode: | UNII-1/ TX N40 Mode 5230MHz |

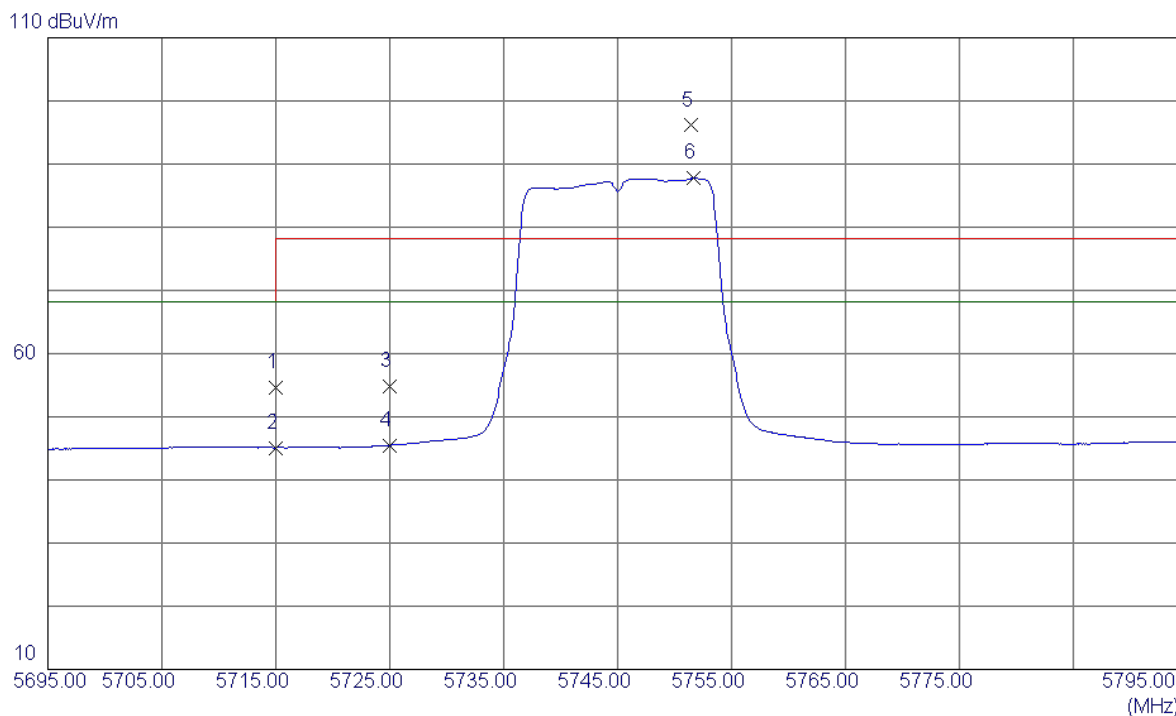
Horizontal



| No. | Freq. MHz | Reading Level dBuV/m | Correct Factor dB | Measure ment dBuV/m | Limit dBuV/m | Over dB | Detector | Comment |
|-----|--------------|----------------------------|-------------------------|---------------------------|-----------------|------------|----------|---------|
| 1 | 10459.8050 | 24.58 | 14.52 | 39.10 | 68.30 | -29.20 | Peak | |
| 2 | 10460.2300 | 13.41 | 14.52 | 27.93 | 54.00 | -26.07 | AVG | |

| | |
|------------------|--------------------------|
| Orthogonal Axis: | X |
| Test Mode: | UNII-3/TX A Mode 5745MHz |

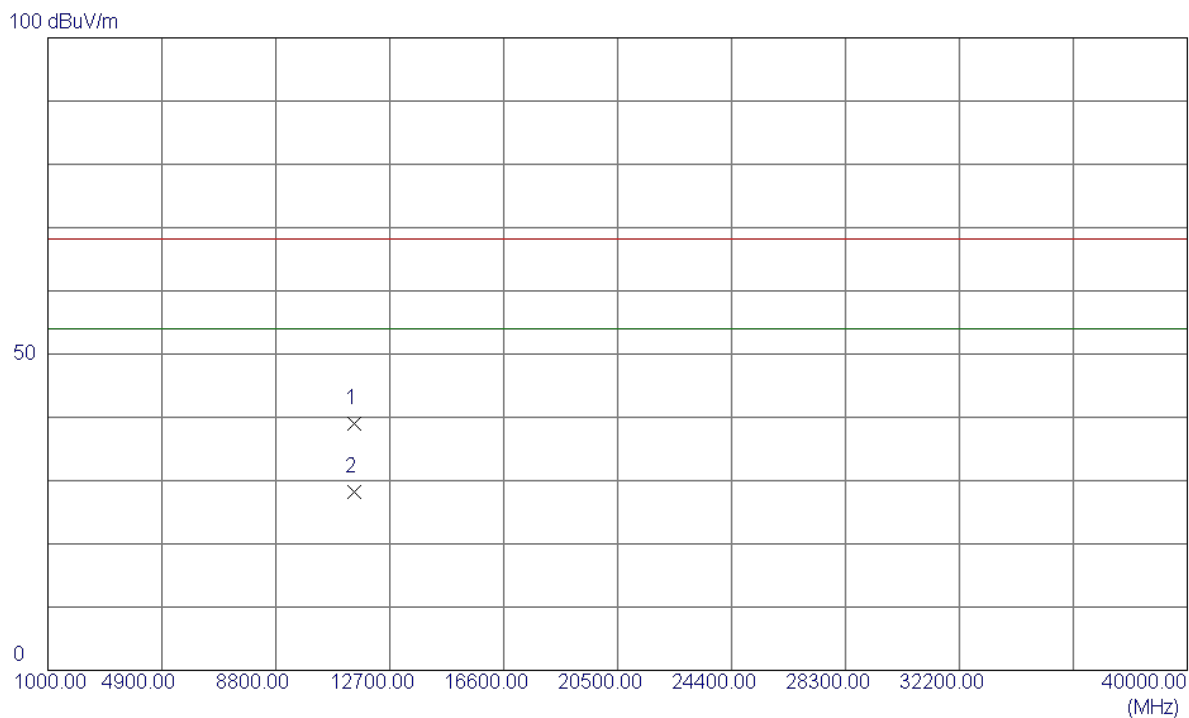
Vertical



| No. | Freq. MHz | Reading Level dBuV/m | Correct Factor dB | Measure ment dBuV/m | Limit dBuV/m | Over dB | Detector | Comment |
|-----|--------------|----------------------------|-------------------------|---------------------------|-----------------|------------|----------|----------|
| 1 | 5715.0000 | 11.51 | 43.04 | 54.55 | 68.30 | -13.75 | Peak | |
| 2 | 5715.0000 | 2.04 | 43.04 | 45.08 | 68.30 | -23.22 | AVG | no limit |
| 3 | 5725.0000 | 11.67 | 43.06 | 54.73 | 78.30 | -23.57 | Peak | |
| 4 | 5725.0000 | 2.43 | 43.06 | 45.49 | 68.30 | -22.81 | AVG | |
| 5 | 5751.4000 | 52.98 | 43.12 | 96.10 | 78.30 | 17.80 | Peak | no limit |
| 6 | 5751.7000 | 44.62 | 43.12 | 87.74 | 68.30 | 19.44 | AVG | no limit |

| | |
|------------------|--------------------------|
| Orthogonal Axis: | X |
| Test Mode: | UNII-3/TX A Mode 5745MHz |

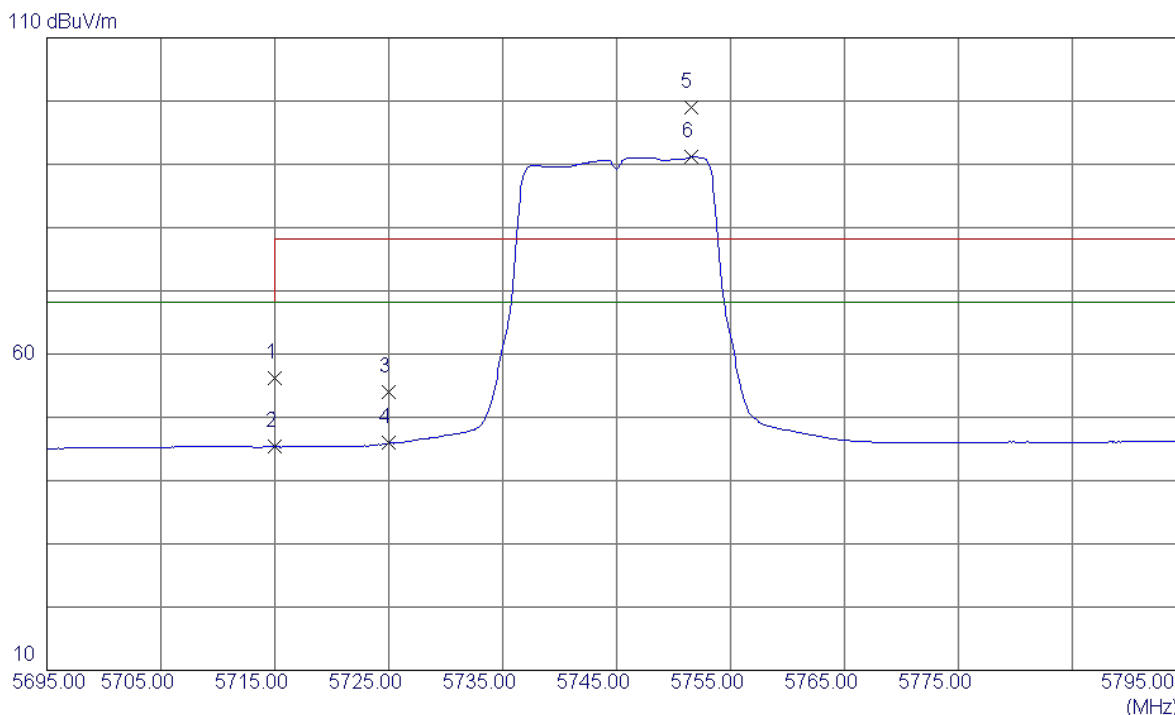
Vertical



| No. | Freq. MHz | Reading Level dBuV/m | Correct Factor dB | Measure ment dBuV/m | Limit dBuV/m | Over dB | Detector | Comment |
|-----|--------------|----------------------------|-------------------------|---------------------------|-----------------|------------|----------|---------|
| 1 | 11490.0350 | 23.50 | 15.52 | 39.02 | 68.30 | -29.28 | Peak | |
| 2 | 11490.1100 | 12.66 | 15.52 | 28.18 | 54.00 | -25.82 | AVG | |

| | |
|------------------|--------------------------|
| Orthogonal Axis: | X |
| Test Mode: | UNII-3/TX A Mode 5745MHz |

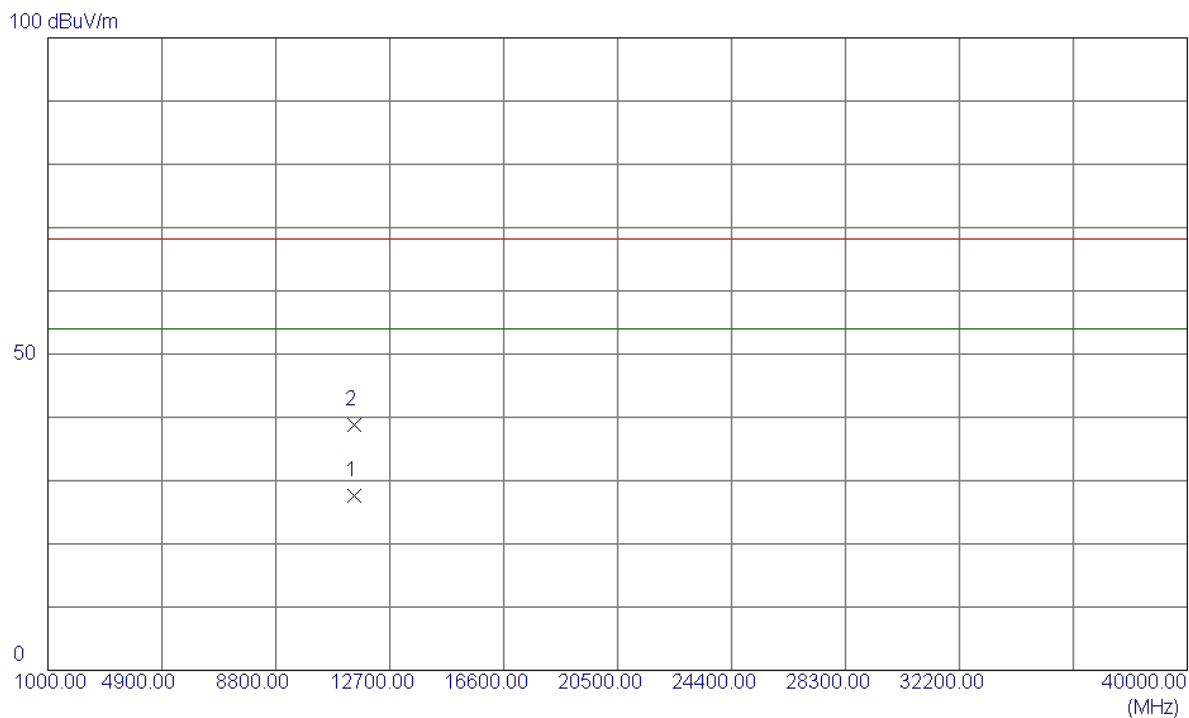
Horizontal



| No. | Freq. MHz | Reading Level dBuV/m | Correct Factor dB | Measure ment dBuV/m | Limit dBuV/m | Over dB | Detector | Comment |
|-----|--------------|----------------------------|-------------------------|---------------------------|-----------------|------------|----------|----------|
| 1 | 5715.0000 | 13.16 | 43.04 | 56.20 | 68.30 | -12.10 | Peak | |
| 2 | 5715.0000 | 2.28 | 43.04 | 45.32 | 68.30 | -22.98 | AVG | no limit |
| 3 | 5725.0000 | 10.93 | 43.06 | 53.99 | 78.30 | -24.31 | Peak | |
| 4 | 5725.0000 | 2.85 | 43.06 | 45.91 | 68.30 | -22.39 | AVG | |
| 5 | 5751.5000 | 55.80 | 43.12 | 98.92 | 78.30 | 20.62 | Peak | no limit |
| 6 | 5751.6000 | 48.02 | 43.12 | 91.14 | 68.30 | 22.84 | AVG | no limit |

| | |
|------------------|--------------------------|
| Orthogonal Axis: | X |
| Test Mode: | UNII-3/TX A Mode 5745MHz |

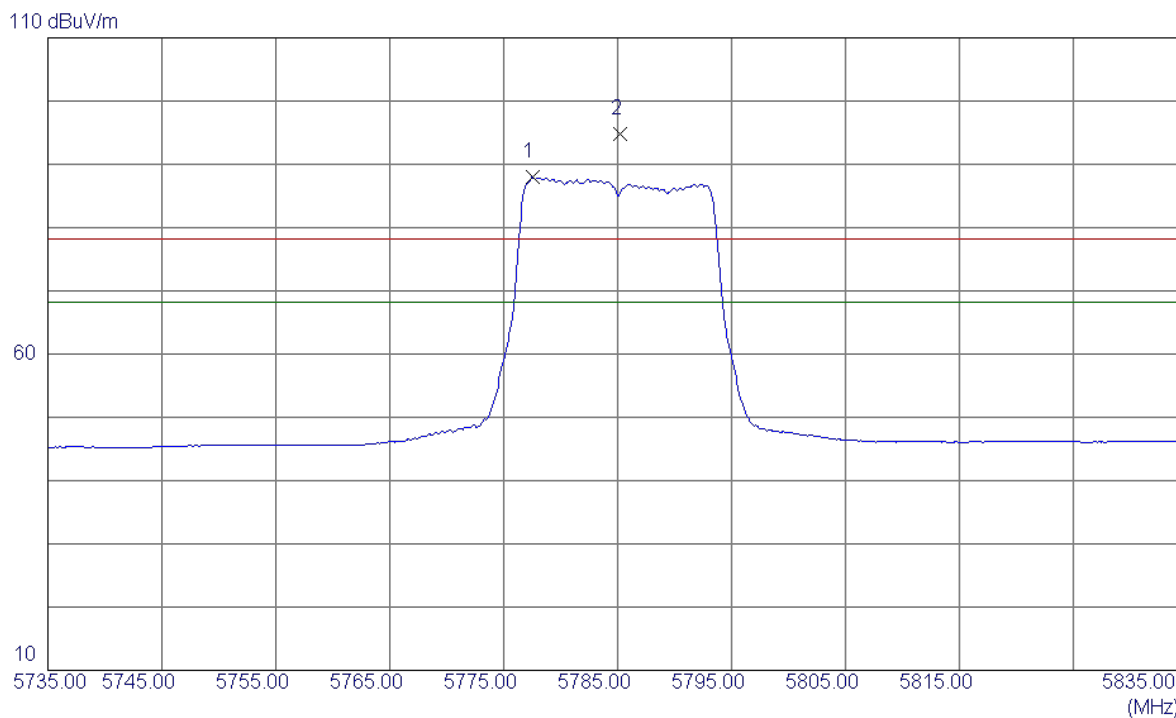
Horizontal



| No. | Freq. MHz | Reading Level dBuV/m | Correct Factor dB | Measure ment dBuV/m | Limit dBuV/m | Over dB | Detector | Comment |
|-----|--------------|----------------------------|-------------------------|---------------------------|-----------------|------------|----------|---------|
| 1 | 11490.0750 | 12.07 | 15.52 | 27.59 | 54.00 | -26.41 | AVG | |
| 2 | 11490.1000 | 23.20 | 15.52 | 38.72 | 68.30 | -29.58 | Peak | |

| | |
|------------------|--------------------------|
| Orthogonal Axis: | X |
| Test Mode: | UNII-3/TX A Mode 5785MHz |

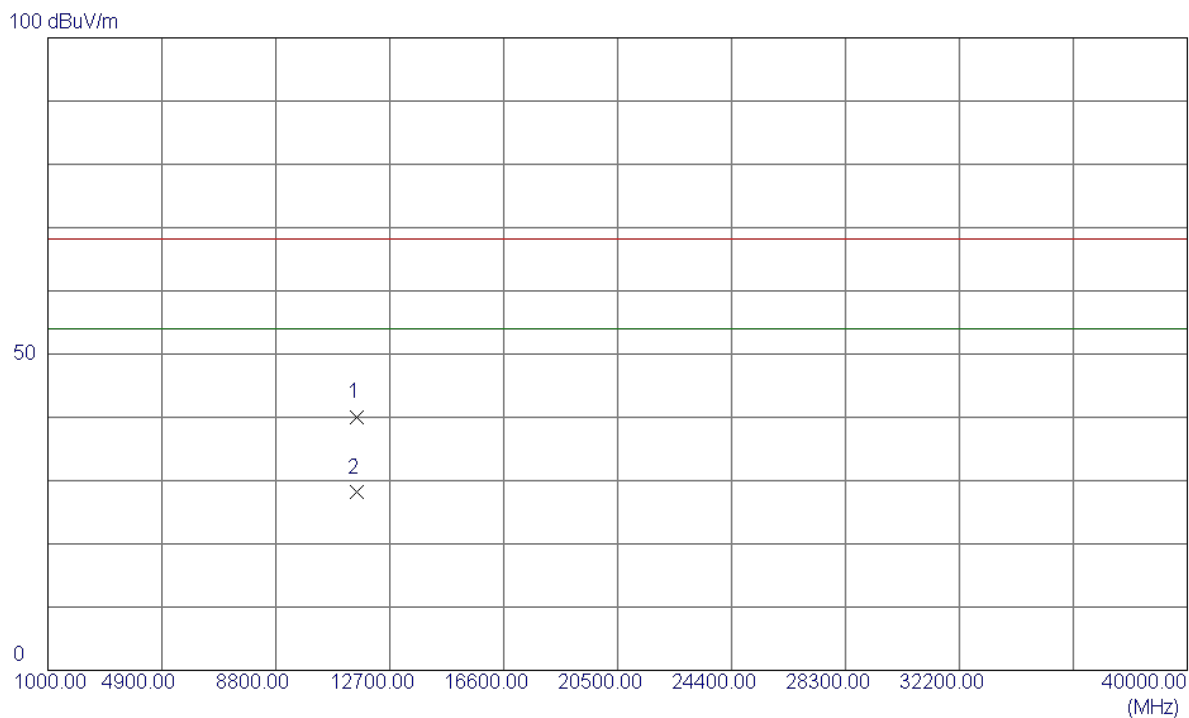
Vertical



| No. | Freq. MHz | Reading Level dBuV/m | Correct Factor dB | Measure ment dBuV/m | Limit dBuV/m | Over dB | Detector | Comment |
|-----|--------------|----------------------------|-------------------------|---------------------------|-----------------|------------|----------|----------|
| 1 | 5777.5000 | 44.76 | 43.18 | 87.94 | 68.30 | 19.64 | AVG | no limit |
| 2 | 5785.2000 | 51.67 | 43.19 | 94.86 | 78.30 | 16.56 | Peak | no limit |

| | |
|------------------|--------------------------|
| Orthogonal Axis: | X |
| Test Mode: | UNII-3/TX A Mode 5785MHz |

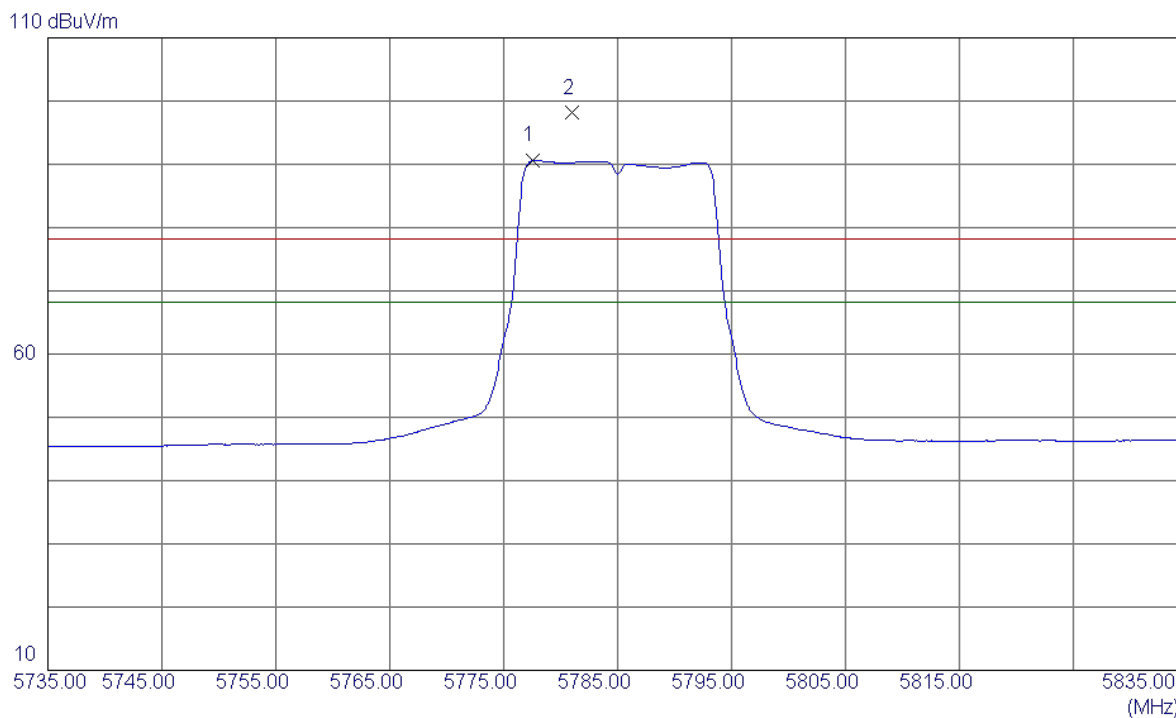
Vertical



| No. | Freq. MHz | Reading Level dBuV/m | Correct Factor dB | Measure ment dBuV/m | Limit dBuV/m | Over dB | Detector | Comment |
|-----|--------------|----------------------------|-------------------------|---------------------------|-----------------|------------|----------|---------|
| 1 | 11569.8500 | 24.45 | 15.55 | 40.00 | 68.30 | -28.30 | Peak | |
| 2 | 11570.0100 | 12.55 | 15.55 | 28.10 | 54.00 | -25.90 | AVG | |

| | |
|------------------|--------------------------|
| Orthogonal Axis: | X |
| Test Mode: | UNII-3/TX A Mode 5785MHz |

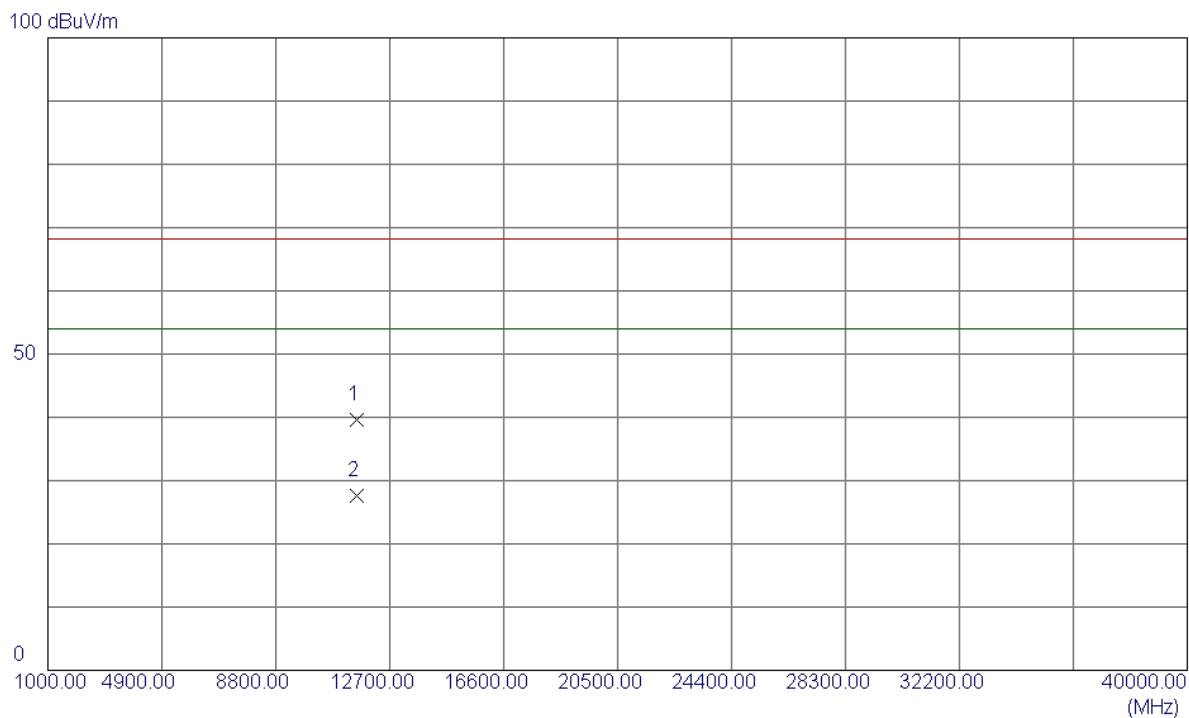
Horizontal



| No. | Freq. MHz | Reading Level dBuV/m | Correct Factor dB | Measure ment dBuV/m | Limit dBuV/m | Over dB | Detector | Comment |
|-----|--------------|----------------------------|-------------------------|---------------------------|-----------------|------------|----------|----------|
| 1 | 5777.5000 | 47.38 | 43.18 | 90.56 | 68.30 | 22.26 | AVG | no limit |
| 2 | 5781.0000 | 54.92 | 43.18 | 98.10 | 78.30 | 19.80 | Peak | no limit |

| | |
|------------------|--------------------------|
| Orthogonal Axis: | X |
| Test Mode: | UNII-3/TX A Mode 5785MHz |

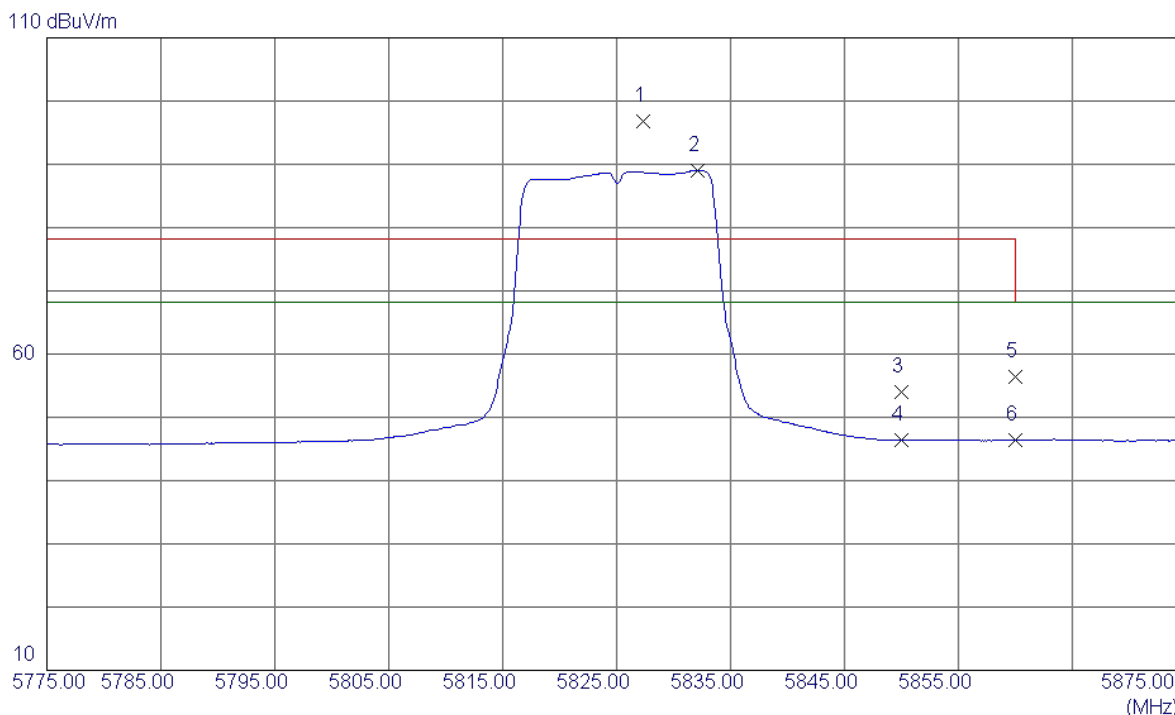
Horizontal



| No. | Freq. MHz | Reading Level dBuV/m | Correct Factor dB | Measure ment dBuV/m | Limit dBuV/m | Over dB | Detector | Comment |
|-----|--------------|----------------------------|-------------------------|---------------------------|-----------------|------------|----------|---------|
| 1 | 11569.4250 | 24.08 | 15.55 | 39.63 | 68.30 | -28.67 | Peak | |
| 2 | 11570.1400 | 12.01 | 15.55 | 27.56 | 54.00 | -26.44 | AVG | |

| | |
|------------------|--------------------------|
| Orthogonal Axis: | X |
| Test Mode: | UNII-3/TX A Mode 5825MHz |

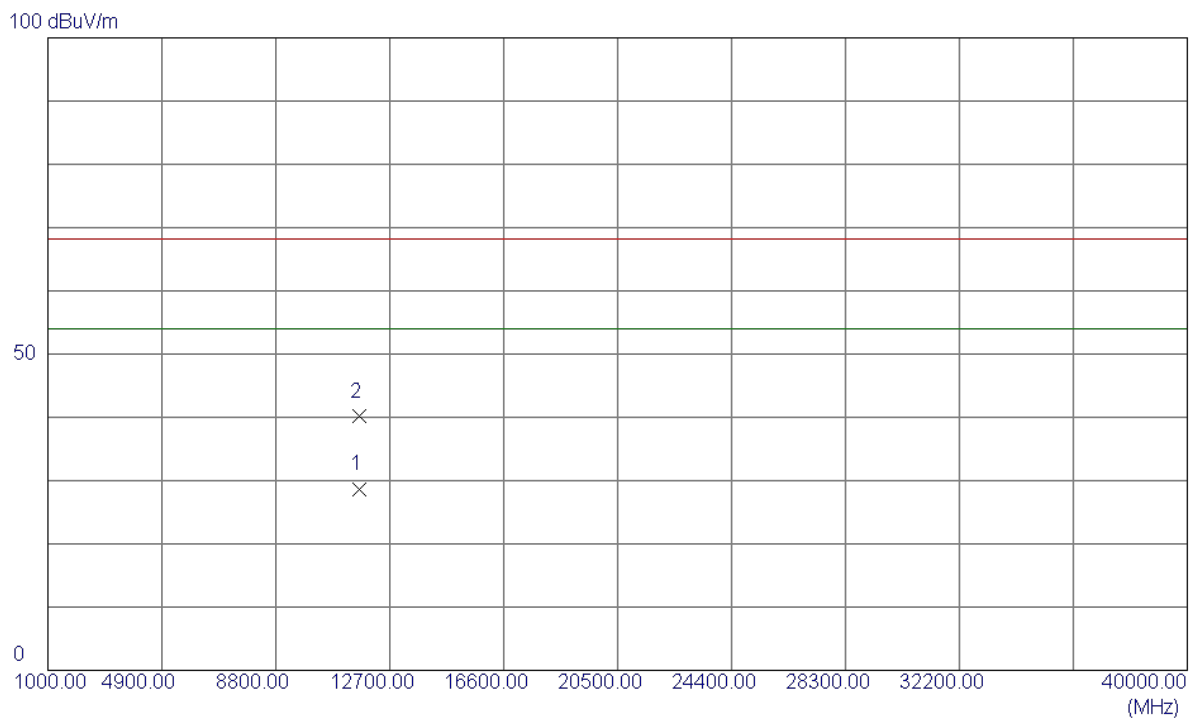
Vertical



| No. | Freq. MHz | Reading Level dBuV/m | Correct Factor dB | Measure ment dBuV/m | Limit dBuV/m | Over dB | Detector | Comment |
|-----|--------------|----------------------------|-------------------------|---------------------------|-----------------|------------|----------|----------|
| 1 | 5827.3000 | 53.49 | 43.29 | 96.78 | 78.30 | 18.48 | Peak | no limit |
| 2 | 5832.1000 | 45.70 | 43.30 | 89.00 | 68.30 | 20.70 | AVG | no limit |
| 3 | 5850.0000 | 10.69 | 43.34 | 54.03 | 78.30 | -24.27 | Peak | |
| 4 | 5850.0000 | 3.05 | 43.34 | 46.39 | 68.30 | -21.91 | AVG | |
| 5 | 5860.0000 | 13.00 | 43.36 | 56.36 | 78.30 | -21.94 | Peak | |
| 6 | 5860.0000 | 3.00 | 43.36 | 46.36 | 68.30 | -21.94 | AVG | |

| | |
|------------------|--------------------------|
| Orthogonal Axis: | X |
| Test Mode: | UNII-3/TX A Mode 5825MHz |

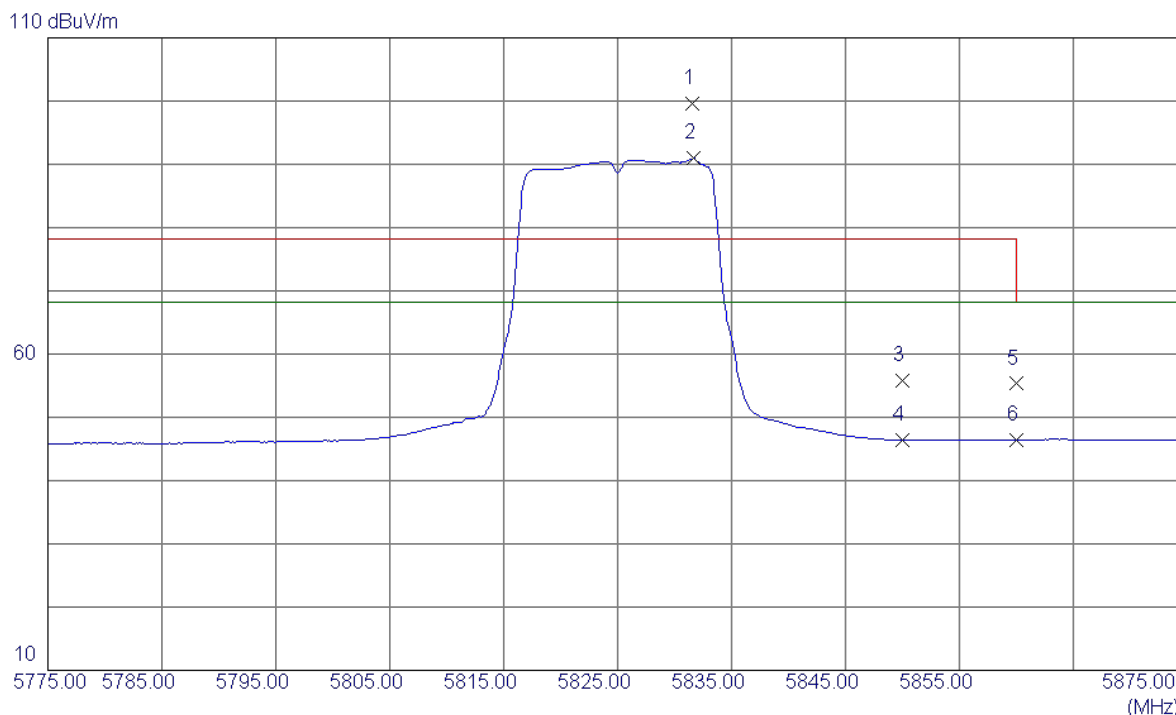
Vertical



| No. | Freq. MHz | Reading Level dBuV/m | Correct Factor dB | Measure ment dBuV/m | Limit dBuV/m | Over dB | Detector | Comment |
|-----|--------------|----------------------------|-------------------------|---------------------------|-----------------|------------|----------|---------|
| 1 | 11650.0700 | 13.09 | 15.58 | 28.67 | 54.00 | -25.33 | AVG | |
| 2 | 11650.0750 | 24.52 | 15.58 | 40.10 | 68.30 | -28.20 | Peak | |

| | |
|------------------|--------------------------|
| Orthogonal Axis: | X |
| Test Mode: | UNII-3/TX A Mode 5825MHz |

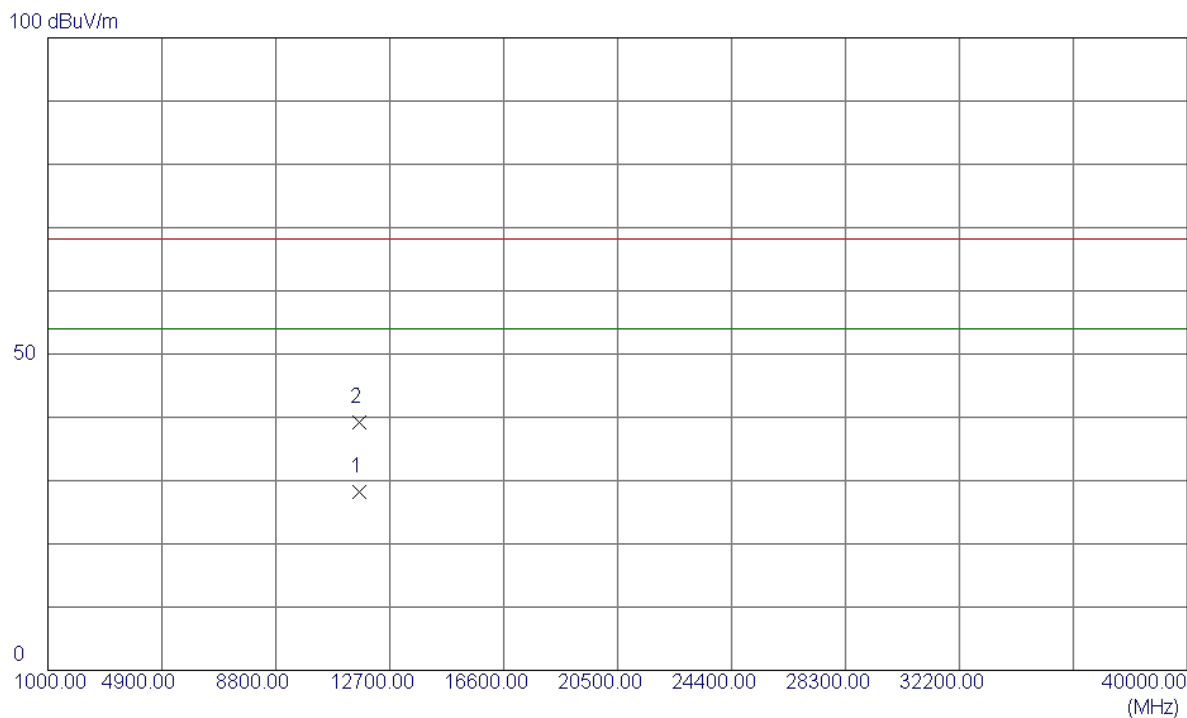
Horizontal



| No. | Freq. MHz | Reading Level dBuV/m | Correct Factor dB | Measure ment dBuV/m | Limit dBuV/m | Over dB | Detector | Comment |
|-----|--------------|----------------------------|-------------------------|---------------------------|-----------------|------------|----------|----------|
| 1 | 5831.6000 | 56.39 | 43.30 | 99.69 | 78.30 | 21.39 | Peak | no limit |
| 2 | 5831.7000 | 47.61 | 43.30 | 90.91 | 68.30 | 22.61 | AVG | no limit |
| 3 | 5850.0000 | 12.46 | 43.34 | 55.80 | 78.30 | -22.50 | Peak | |
| 4 | 5850.0000 | 3.11 | 43.34 | 46.45 | 68.30 | -21.85 | AVG | |
| 5 | 5860.0000 | 11.94 | 43.36 | 55.30 | 78.30 | -23.00 | Peak | |
| 6 | 5860.0000 | 3.08 | 43.36 | 46.44 | 68.30 | -21.86 | AVG | |

| | |
|------------------|--------------------------|
| Orthogonal Axis: | X |
| Test Mode: | UNII-3/TX A Mode 5825MHz |

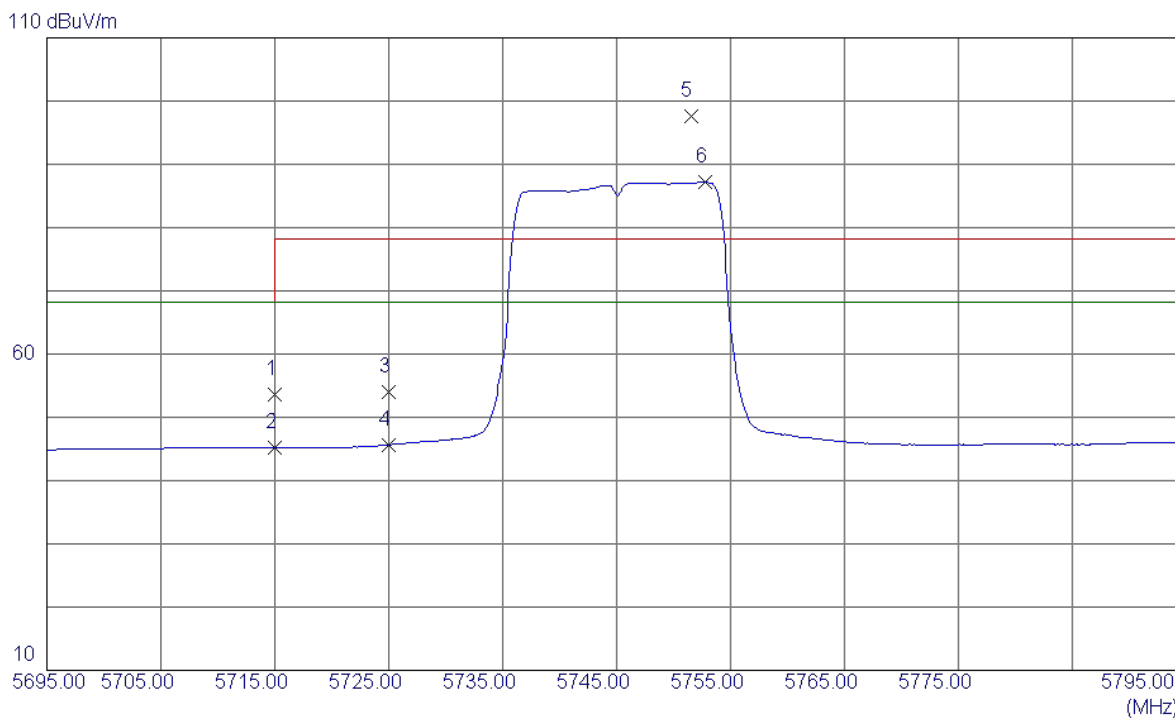
Horizontal



| No. | Freq. MHz | Reading Level dBuV/m | Correct Factor dB | Measure ment dBuV/m | Limit dBuV/m | Over dB | Detector | Comment |
|-----|--------------|----------------------------|-------------------------|---------------------------|-----------------|------------|----------|---------|
| 1 | 11650.1350 | 12.56 | 15.58 | 28.14 | 54.00 | -25.86 | AVG | |
| 2 | 11650.2150 | 23.67 | 15.58 | 39.25 | 68.30 | -29.05 | Peak | |

| | |
|------------------|----------------------------|
| Orthogonal Axis: | X |
| Test Mode: | UNII-3/TX N20 Mode 5745MHz |

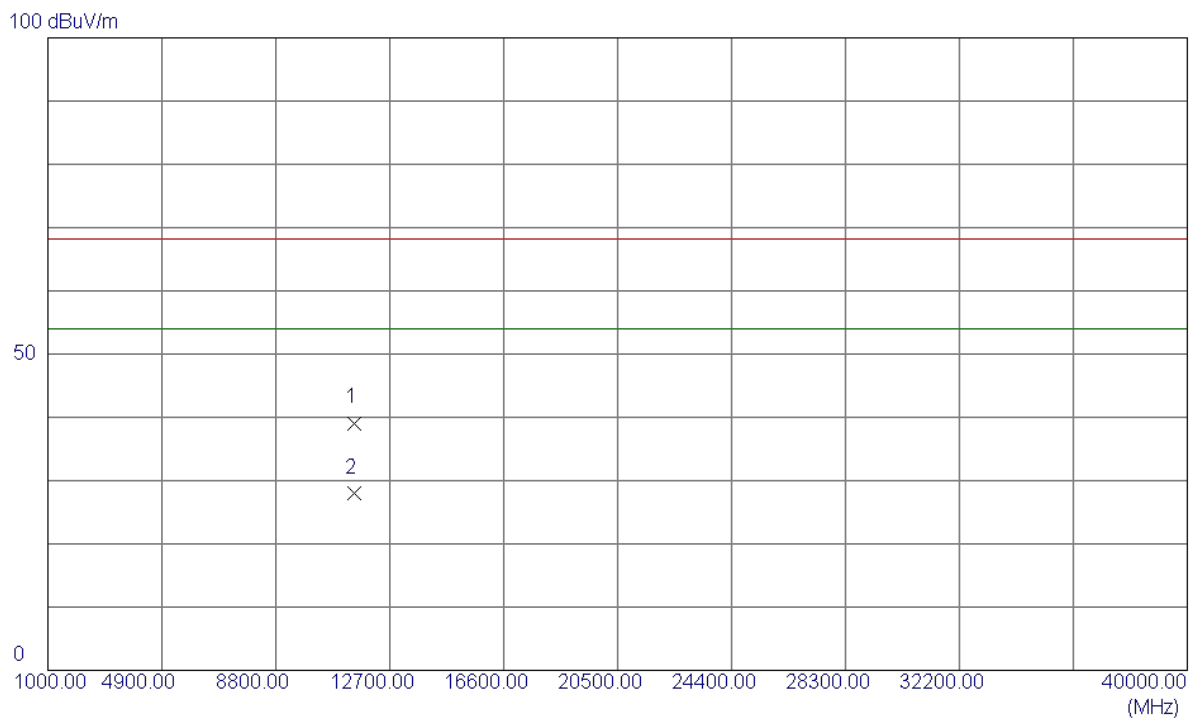
Vertical



| No. | Freq. MHz | Reading Level dBuV/m | Correct Factor dB | Measure ment dBuV/m | Limit dBuV/m | Over dB | Detector | Comment |
|-----|--------------|----------------------------|-------------------------|---------------------------|-----------------|------------|----------|----------|
| 1 | 5715.0000 | 10.55 | 43.04 | 53.59 | 68.30 | -14.71 | Peak | |
| 2 | 5715.0000 | 2.12 | 43.04 | 45.16 | 68.30 | -23.14 | AVG | no limit |
| 3 | 5725.0000 | 10.89 | 43.06 | 53.95 | 78.30 | -24.35 | Peak | |
| 4 | 5725.0000 | 2.60 | 43.06 | 45.66 | 68.30 | -22.64 | AVG | |
| 5 | 5751.5000 | 54.56 | 43.12 | 97.68 | 78.30 | 19.38 | Peak | no limit |
| 6 | 5752.8000 | 44.06 | 43.12 | 87.18 | 68.30 | 18.88 | AVG | no limit |

| | |
|------------------|----------------------------|
| Orthogonal Axis: | X |
| Test Mode: | UNII-3/TX N20 Mode 5745MHz |

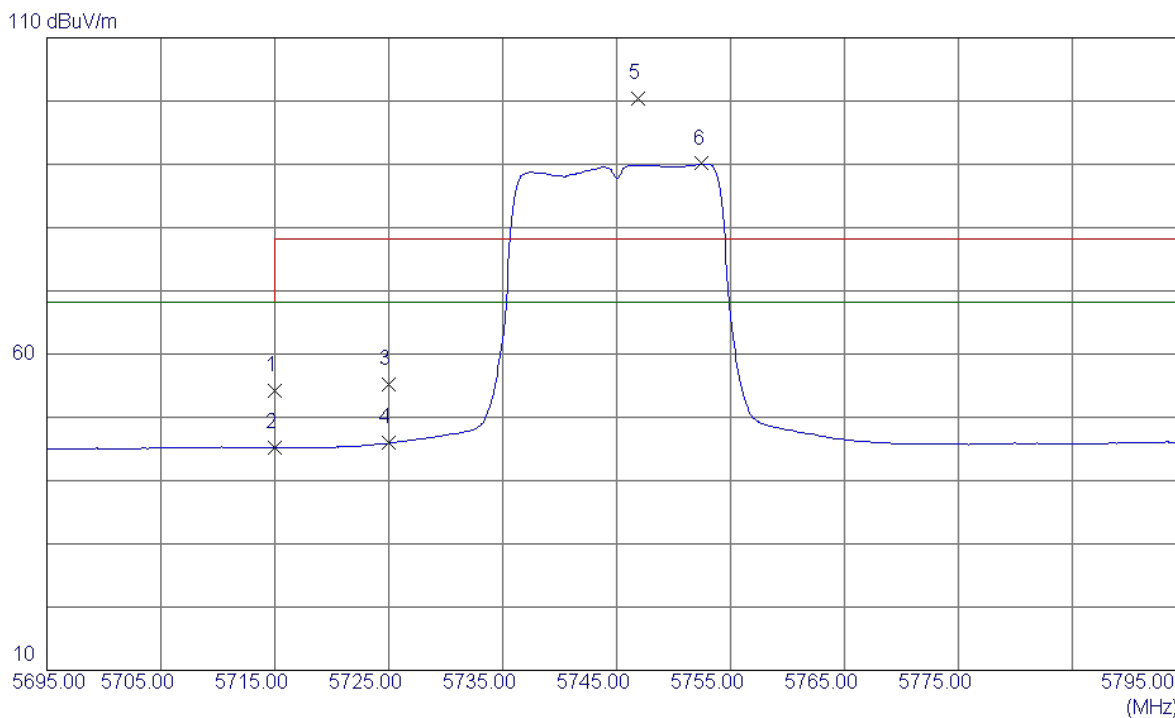
Vertical



| No. | Freq. MHz | Reading Level dBuV/m | Correct Factor dB | Measure ment dBuV/m | Limit dBuV/m | Over dB | Detector | Comment |
|-----|--------------|----------------------------|-------------------------|---------------------------|-----------------|------------|----------|---------|
| 1 | 11490.0700 | 23.58 | 15.52 | 39.10 | 68.30 | -29.20 | Peak | |
| 2 | 11490.1849 | 12.43 | 15.52 | 27.95 | 54.00 | -26.05 | AVG | |

| | |
|------------------|----------------------------|
| Orthogonal Axis: | X |
| Test Mode: | UNII-3/TX N20 Mode 5745MHz |

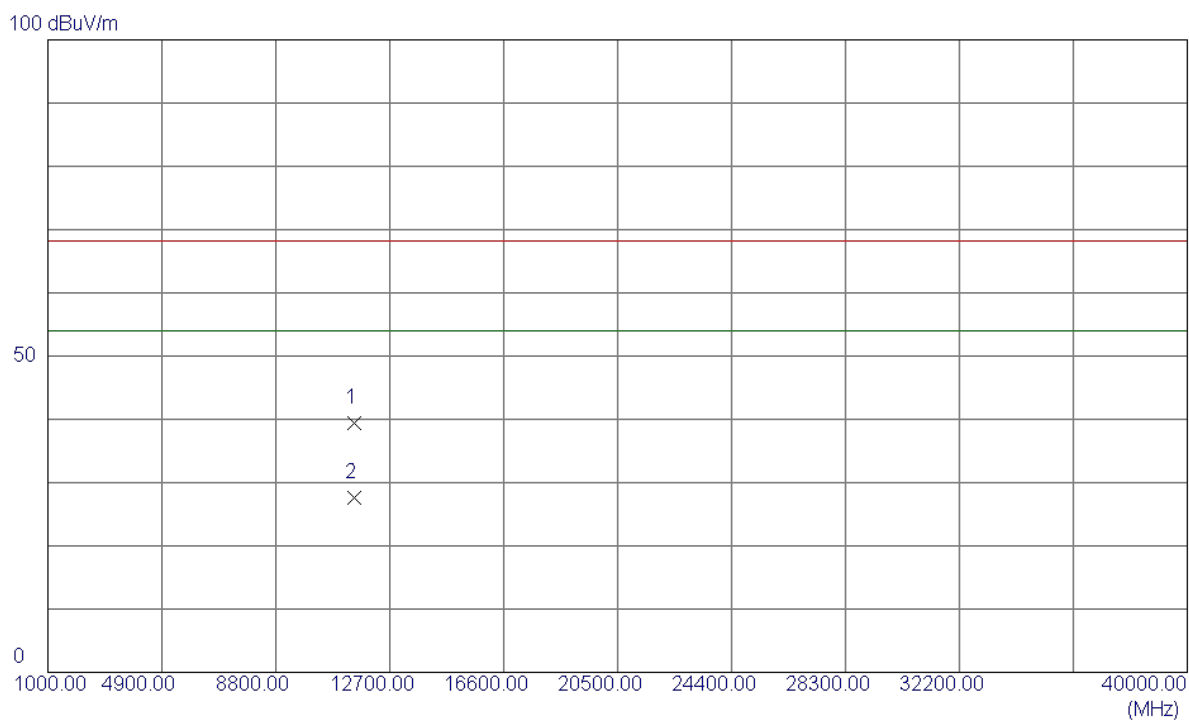
Horizontal



| No. | Freq. MHz | Reading Level dBuV/m | Correct Factor dB | Measure ment dBuV/m | Limit dBuV/m | Over dB | Detector | Comment |
|-----|--------------|----------------------------|-------------------------|---------------------------|-----------------|------------|----------|----------|
| 1 | 5715.0000 | 11.11 | 43.04 | 54.15 | 68.30 | -14.15 | Peak | |
| 2 | 5715.0000 | 2.17 | 43.04 | 45.21 | 68.30 | -23.09 | AVG | no limit |
| 3 | 5725.0000 | 12.19 | 43.06 | 55.25 | 78.30 | -23.05 | Peak | |
| 4 | 5725.0000 | 2.86 | 43.06 | 45.92 | 68.30 | -22.38 | AVG | |
| 5 | 5746.9000 | 57.35 | 43.11 | 100.46 | 78.30 | 22.16 | Peak | no limit |
| 6 | 5752.5000 | 46.98 | 43.12 | 90.10 | 68.30 | 21.80 | AVG | no limit |

| | |
|------------------|----------------------------|
| Orthogonal Axis: | X |
| Test Mode: | UNII-3/TX N20 Mode 5745MHz |

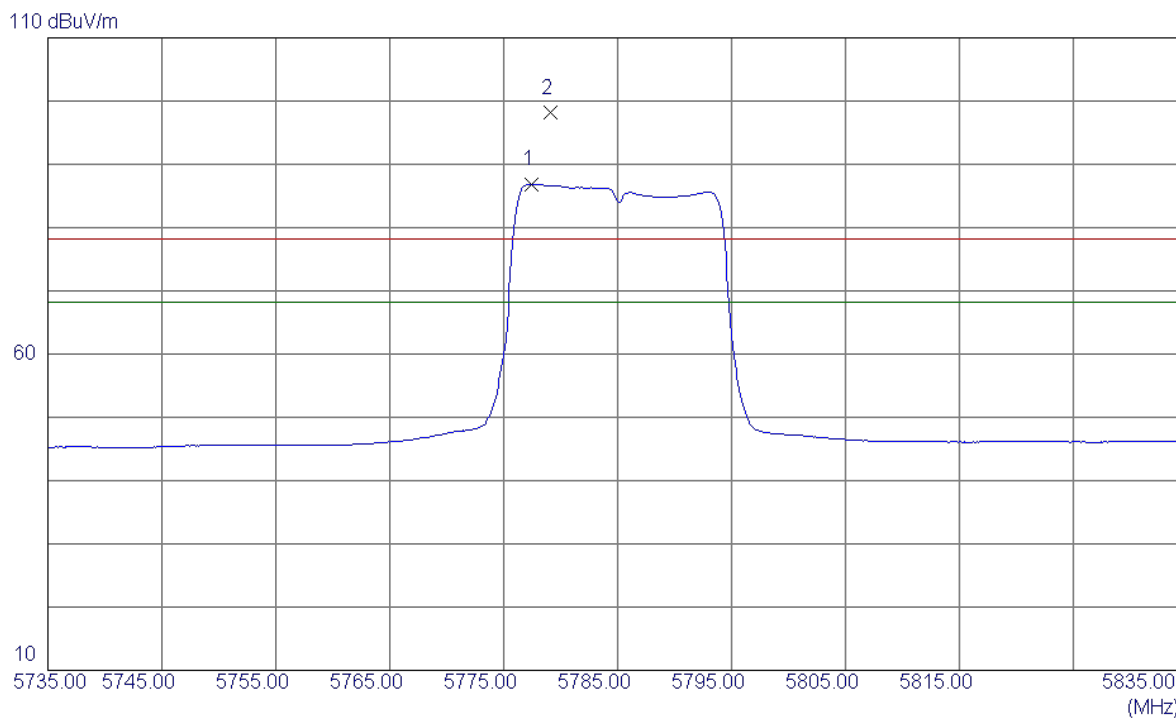
Horizontal



| No. | Freq. MHz | Reading Level dBuV/m | Correct Factor dB | Measure ment dBuV/m | Limit dBuV/m | Over dB | Detector | Comment |
|-----|--------------|----------------------------|-------------------------|---------------------------|-----------------|------------|----------|---------|
| 1 | 11489.9150 | 23.89 | 15.52 | 39.41 | 68.30 | -28.89 | Peak | |
| 2 | 11490.1449 | 12.04 | 15.52 | 27.56 | 54.00 | -26.44 | AVG | |

| | |
|------------------|----------------------------|
| Orthogonal Axis: | X |
| Test Mode: | UNII-3/TX N20 Mode 5785MHz |

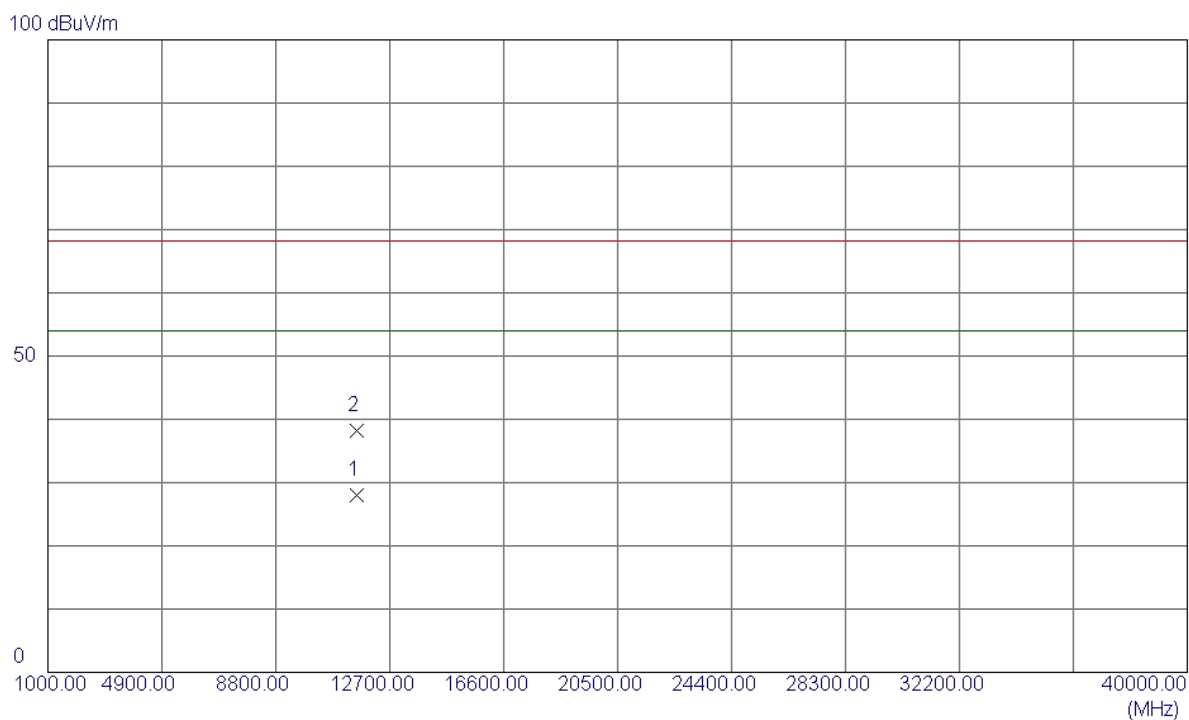
Vertical



| No. | Freq. MHz | Reading Level dBuV/m | Correct Factor dB | Measure ment dBuV/m | Limit dBuV/m | Over dB | Detector | Comment |
|-----|--------------|----------------------------|-------------------------|---------------------------|-----------------|------------|----------|----------|
| 1 | 5777.4000 | 43.64 | 43.18 | 86.82 | 68.30 | 18.52 | AVG | no limit |
| 2 | 5779.1000 | 54.92 | 43.18 | 98.10 | 78.30 | 19.80 | Peak | no limit |

| | |
|------------------|----------------------------|
| Orthogonal Axis: | X |
| Test Mode: | UNII-3/TX N20 Mode 5785MHz |

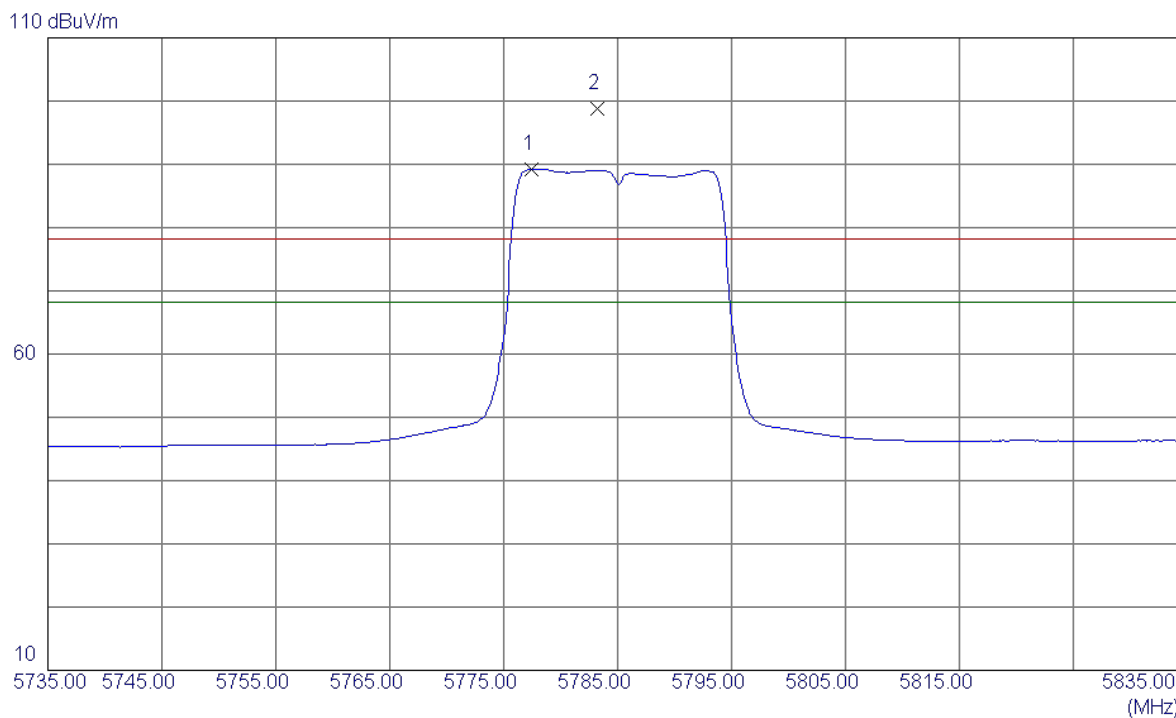
Vertical



| No. | Freq. MHz | Reading Level dBuV/m | Correct Factor dB | Measure ment dBuV/m | Limit dBuV/m | Over dB | Detector | Comment |
|-----|--------------|----------------------------|-------------------------|---------------------------|-----------------|------------|----------|---------|
| 1 | 11570.2100 | 12.45 | 15.55 | 28.00 | 54.00 | -26.00 | AVG | |
| 2 | 11570.2500 | 22.57 | 15.55 | 38.12 | 68.30 | -30.18 | Peak | |

| | |
|------------------|----------------------------|
| Orthogonal Axis: | X |
| Test Mode: | UNII-3/TX N20 Mode 5785MHz |

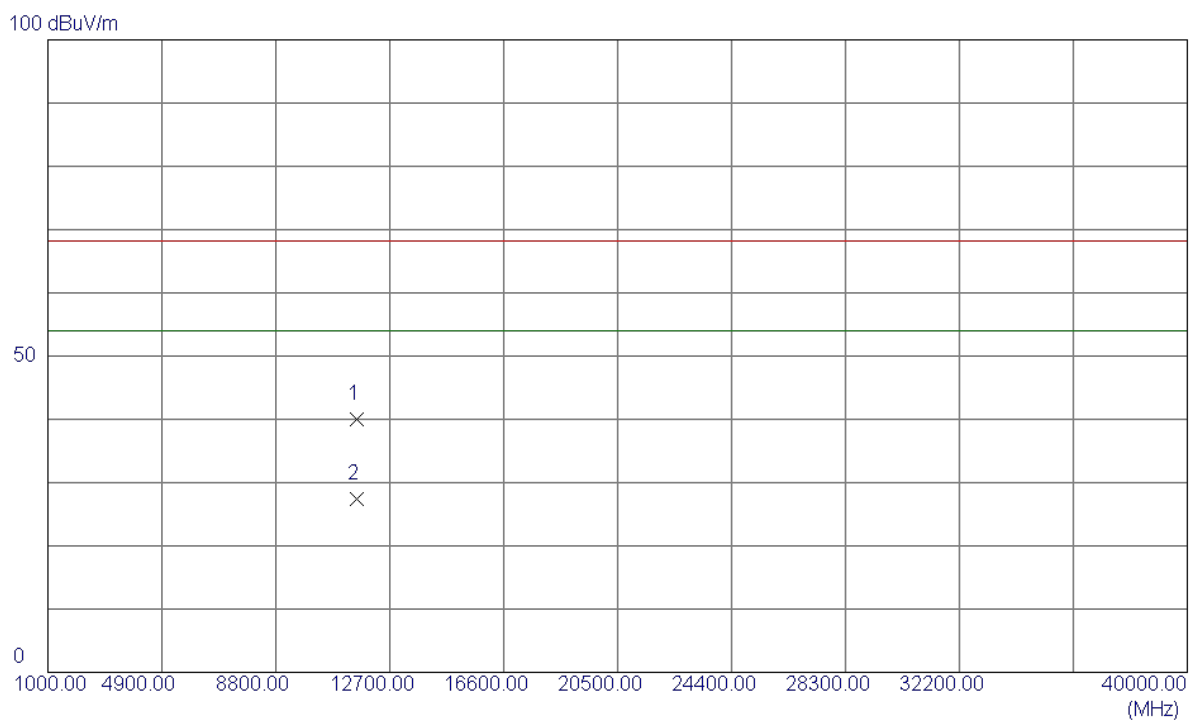
Horizontal



| No. | Freq. MHz | Reading Level dBuV/m | Correct Factor dB | Measure ment dBuV/m | Limit dBuV/m | Over dB | Detector | Comment |
|-----|--------------|----------------------------|-------------------------|---------------------------|-----------------|------------|----------|----------|
| 1 | 5777.4000 | 46.07 | 43.18 | 89.25 | 68.30 | 20.95 | AVG | no limit |
| 2 | 5783.2000 | 55.69 | 43.19 | 98.88 | 78.30 | 20.58 | Peak | no limit |

| | |
|------------------|----------------------------|
| Orthogonal Axis: | X |
| Test Mode: | UNII-3/TX N20 Mode 5785MHz |

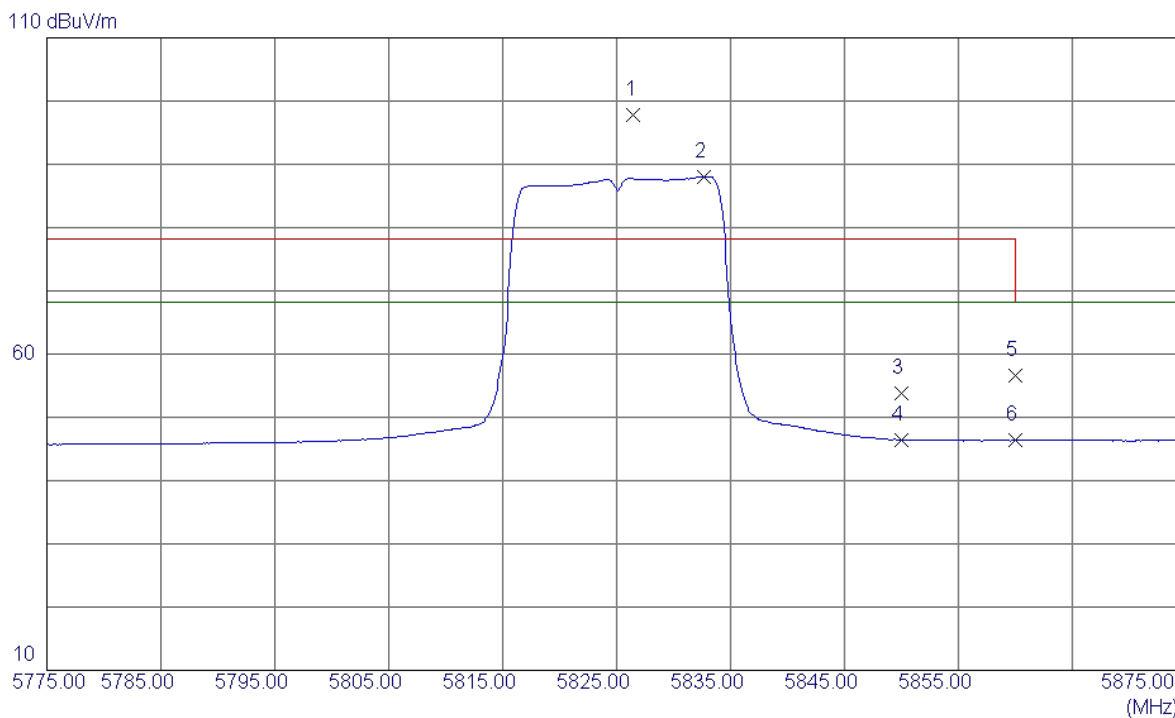
Horizontal



| No. | Freq. MHz | Reading Level dBuV/m | Correct Factor dB | Measure ment dBuV/m | Limit dBuV/m | Over dB | Detector | Comment |
|-----|--------------|----------------------------|-------------------------|---------------------------|-----------------|------------|----------|---------|
| 1 | 11569.9850 | 24.41 | 15.55 | 39.96 | 68.30 | -28.34 | Peak | |
| 2 | 11570.0950 | 11.94 | 15.55 | 27.49 | 54.00 | -26.51 | AVG | |

| | |
|------------------|----------------------------|
| Orthogonal Axis: | X |
| Test Mode: | UNII-3/TX N20 Mode 5825MHz |

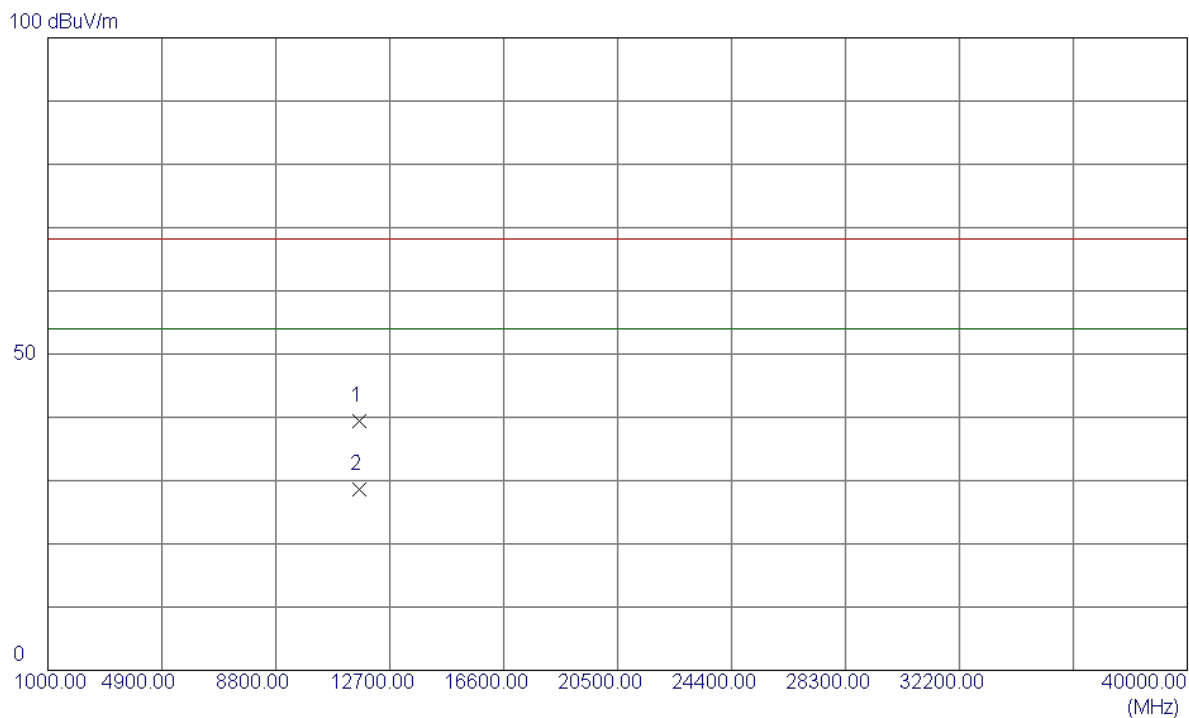
Vertical



| No. | Freq. MHz | Reading Level dBuV/m | Correct Factor dB | Measure ment dBuV/m | Limit dBuV/m | Over dB | Detector | Comment |
|-----|--------------|----------------------------|-------------------------|---------------------------|-----------------|------------|----------|----------|
| 1 | 5826.5000 | 54.47 | 43.28 | 97.75 | 78.30 | 19.45 | Peak | no limit |
| 2 | 5832.7000 | 44.77 | 43.30 | 88.07 | 68.30 | 19.77 | AVG | no limit |
| 3 | 5850.0000 | 10.55 | 43.34 | 53.89 | 78.30 | -24.41 | Peak | |
| 4 | 5850.0000 | 3.05 | 43.34 | 46.39 | 68.30 | -21.91 | AVG | |
| 5 | 5860.0000 | 13.17 | 43.36 | 56.53 | 78.30 | -21.77 | Peak | |
| 6 | 5860.0000 | 2.97 | 43.36 | 46.33 | 68.30 | -21.97 | AVG | |

| | |
|------------------|----------------------------|
| Orthogonal Axis: | X |
| Test Mode: | UNII-3/TX N20 Mode 5825MHz |

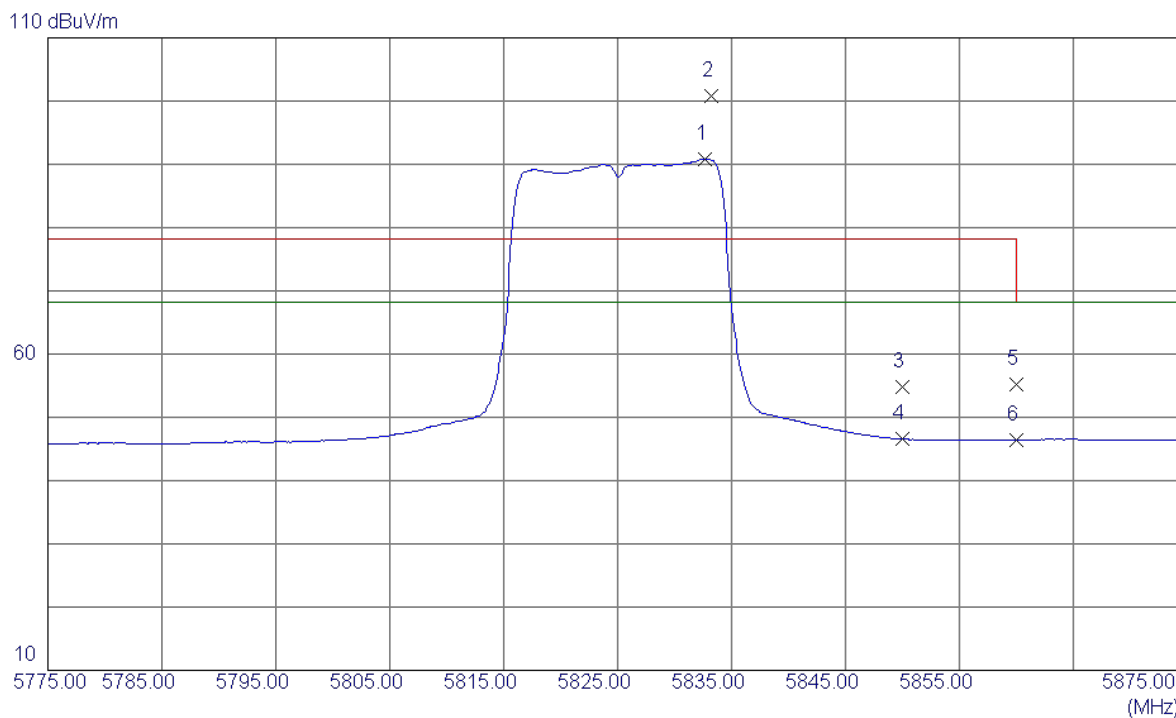
Vertical



| No. | Freq. MHz | Reading Level dBuV/m | Correct Factor dB | Measure ment dBuV/m | Limit dBuV/m | Over dB | Detector | Comment |
|-----|--------------|----------------------------|-------------------------|---------------------------|-----------------|------------|----------|---------|
| 1 | 11649.8750 | 23.90 | 15.58 | 39.48 | 68.30 | -28.82 | Peak | |
| 2 | 11650.2250 | 12.95 | 15.58 | 28.53 | 54.00 | -25.47 | AVG | |

| | |
|------------------|----------------------------|
| Orthogonal Axis: | X |
| Test Mode: | UNII-3/TX N20 Mode 5825MHz |

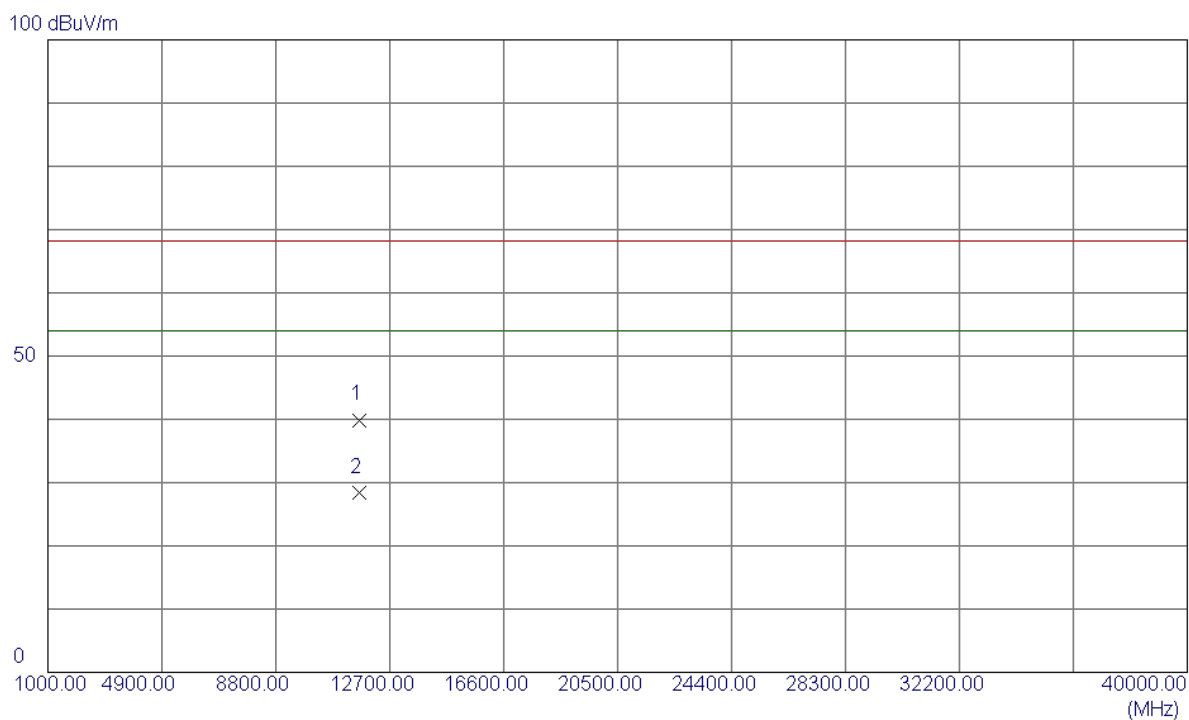
Horizontal



| No. | Freq. MHz | Reading Level dBuV/m | Correct Factor dB | Measure ment dBuV/m | Limit dBuV/m | Over dB | Detector | Comment |
|-----|--------------|----------------------------|-------------------------|---------------------------|-----------------|------------|----------|----------|
| 1 | 5832.7000 | 47.51 | 43.30 | 90.81 | 68.30 | 22.51 | AVG | no limit |
| 2 | 5833.2000 | 57.42 | 43.30 | 100.72 | 78.30 | 22.42 | Peak | no limit |
| 3 | 5850.0000 | 11.41 | 43.34 | 54.75 | 78.30 | -23.55 | Peak | |
| 4 | 5850.0000 | 3.18 | 43.34 | 46.52 | 68.30 | -21.78 | AVG | |
| 5 | 5860.0000 | 11.76 | 43.36 | 55.12 | 78.30 | -23.18 | Peak | |
| 6 | 5860.0000 | 3.10 | 43.36 | 46.46 | 68.30 | -21.84 | AVG | |

| | |
|------------------|----------------------------|
| Orthogonal Axis: | X |
| Test Mode: | UNII-3/TX N20 Mode 5825MHz |

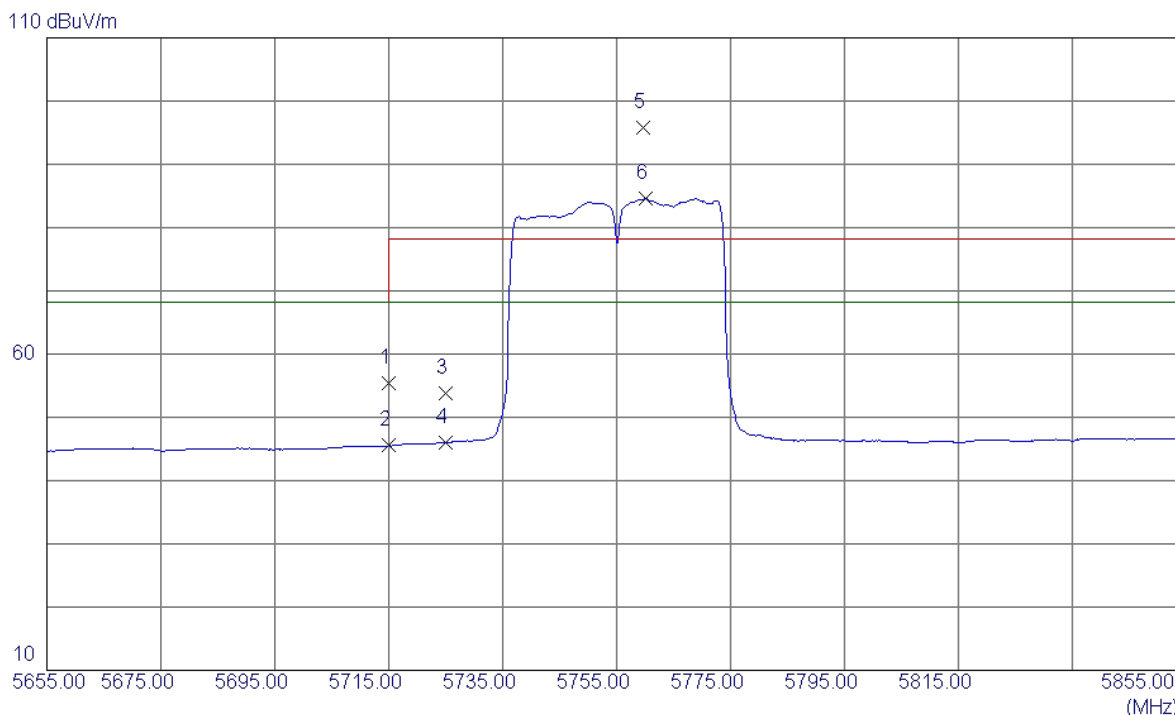
Horizontal



| No. | Freq. MHz | Reading Level dBuV/m | Correct Factor dB | Measure ment dBuV/m | Limit dBuV/m | Over dB | Detector | Comment |
|-----|--------------|----------------------------|-------------------------|---------------------------|-----------------|------------|----------|---------|
| 1 | 11649.7800 | 24.32 | 15.58 | 39.90 | 68.30 | -28.40 | Peak | |
| 2 | 11650.1400 | 12.82 | 15.58 | 28.40 | 54.00 | -25.60 | AVG | |

| | |
|------------------|----------------------------|
| Orthogonal Axis: | X |
| Test Mode: | UNII-3/TX N40 Mode 5755MHz |

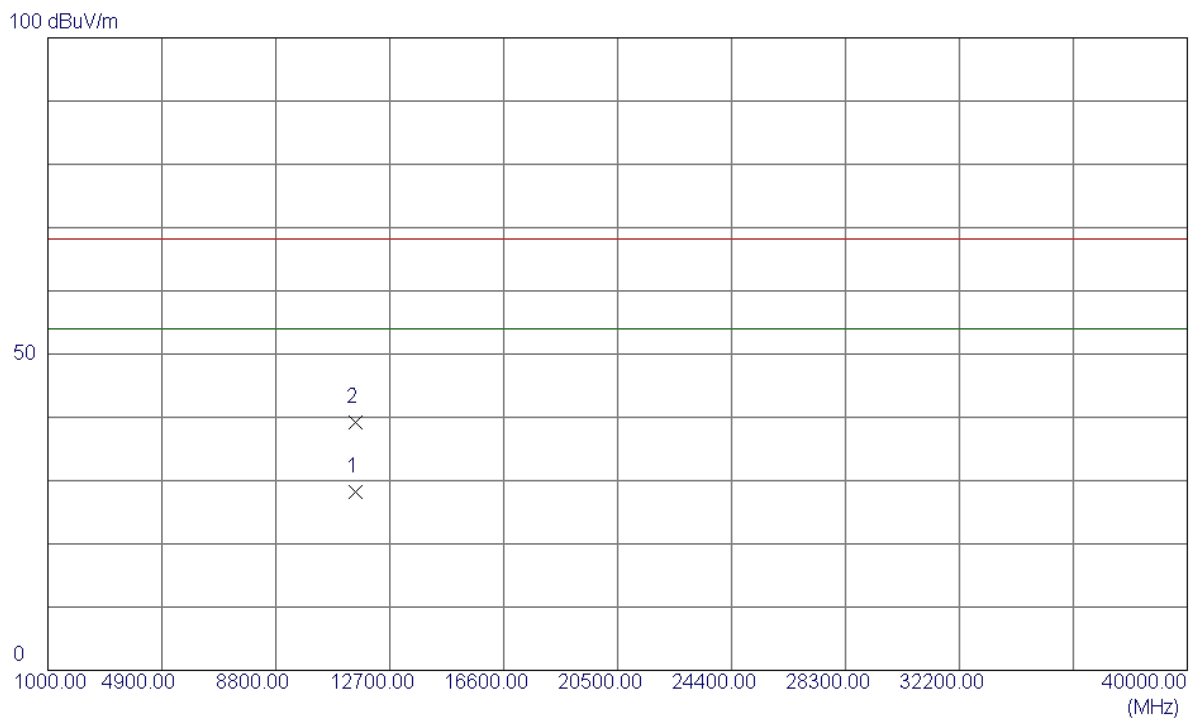
Vertical



| No. | Freq. MHz | Reading Level dBuV/m | Correct Factor dB | Measure ment dBuV/m | Limit dBuV/m | Over dB | Detector | Comment |
|-----|--------------|----------------------------|-------------------------|---------------------------|-----------------|------------|----------|----------|
| 1 | 5715.0000 | 12.36 | 43.04 | 55.40 | 68.30 | -12.90 | Peak | |
| 2 | 5715.0000 | 2.49 | 43.04 | 45.53 | 68.30 | -22.77 | AVG | no limit |
| 3 | 5725.0000 | 10.81 | 43.06 | 53.87 | 78.30 | -24.43 | Peak | |
| 4 | 5725.0000 | 2.93 | 43.06 | 45.99 | 68.30 | -22.31 | AVG | |
| 5 | 5759.6000 | 52.74 | 43.14 | 95.88 | 78.30 | 17.58 | Peak | no limit |
| 6 | 5760.2000 | 41.48 | 43.14 | 84.62 | 68.30 | 16.32 | AVG | no limit |

| | |
|------------------|----------------------------|
| Orthogonal Axis: | X |
| Test Mode: | UNII-3/TX N40 Mode 5755MHz |

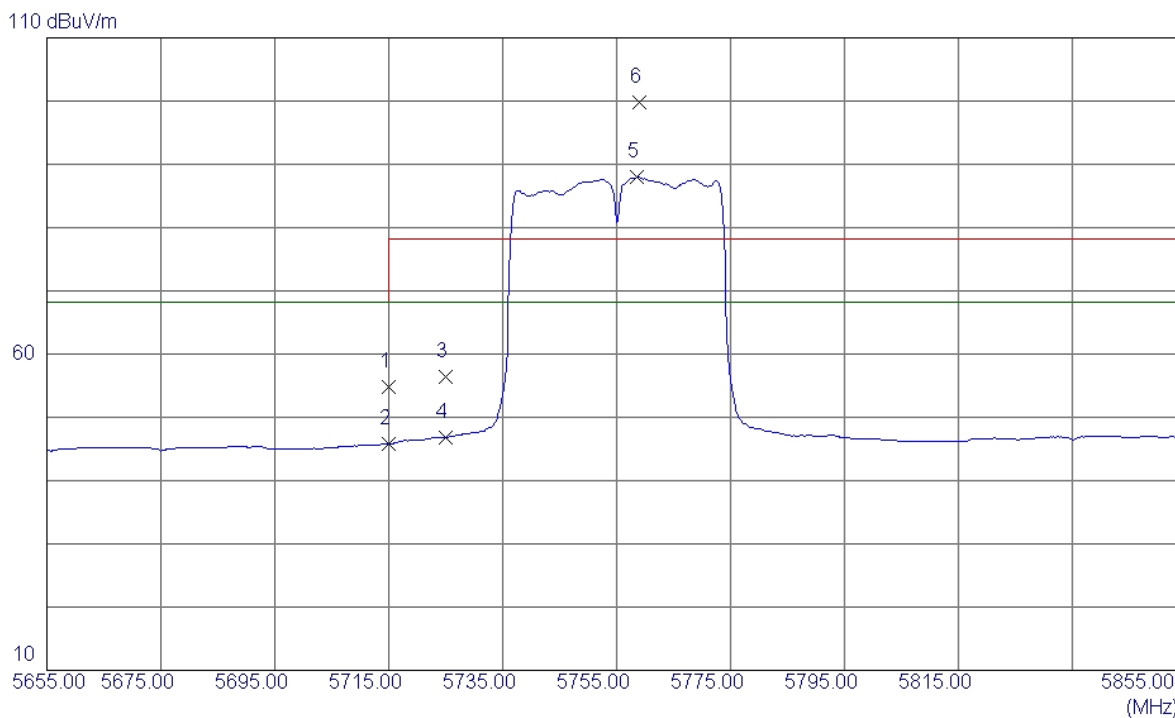
Vertical



| No. | Freq. MHz | Reading Level dBuV/m | Correct Factor dB | Measure ment dBuV/m | Limit dBuV/m | Over dB | Detector | Comment |
|-----|--------------|----------------------------|-------------------------|---------------------------|-----------------|------------|----------|---------|
| 1 | 11510.0800 | 12.62 | 15.52 | 28.14 | 54.00 | -25.86 | AVG | |
| 2 | 11510.5300 | 23.60 | 15.52 | 39.12 | 68.30 | -29.18 | Peak | |

| | |
|------------------|----------------------------|
| Orthogonal Axis: | X |
| Test Mode: | UNII-3/TX N40 Mode 5755MHz |

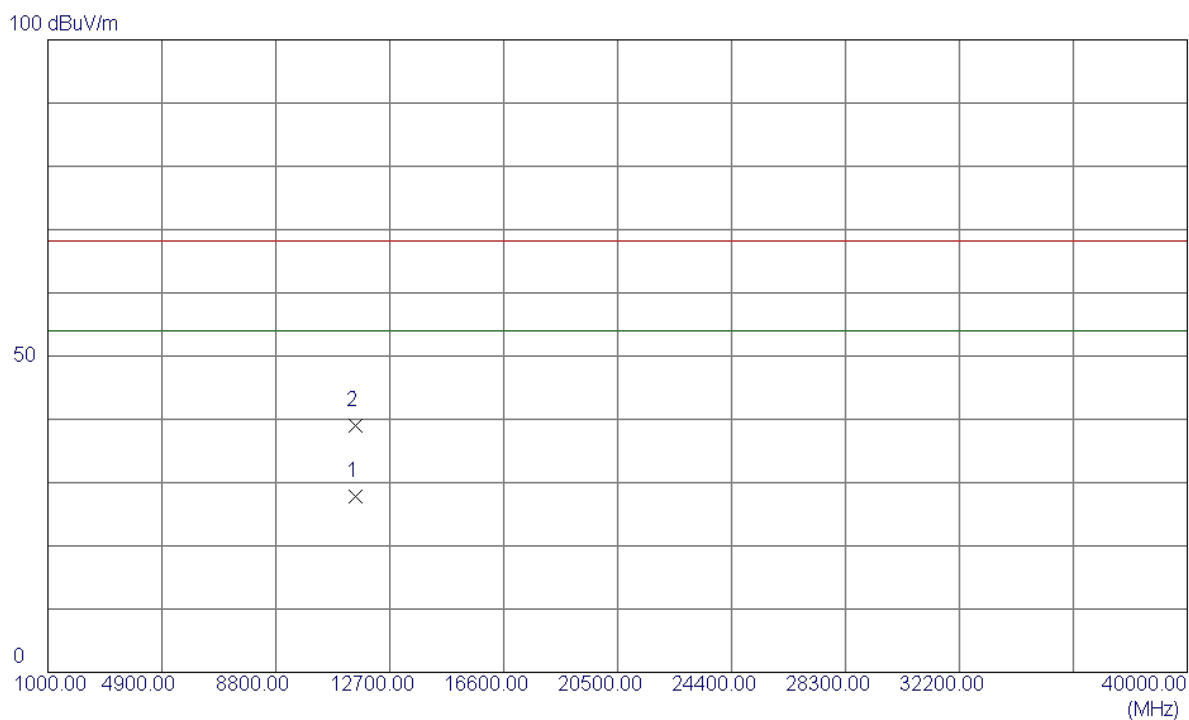
Horizontal



| No. | Freq. MHz | Reading Level dBuV/m | Correct Factor dB | Measure ment dBuV/m | Limit dBuV/m | Over dB | Detector | Comment |
|-----|--------------|----------------------------|-------------------------|---------------------------|-----------------|------------|----------|----------|
| 1 | 5715.0000 | 11.74 | 43.04 | 54.78 | 68.30 | -13.52 | Peak | |
| 2 | 5715.0000 | 2.78 | 43.04 | 45.82 | 68.30 | -22.48 | AVG | no limit |
| 3 | 5725.0000 | 13.26 | 43.06 | 56.32 | 78.30 | -21.98 | Peak | |
| 4 | 5725.0000 | 3.82 | 43.06 | 46.88 | 68.30 | -21.42 | AVG | |
| 5 | 5758.6000 | 44.79 | 43.13 | 87.92 | 68.30 | 19.62 | AVG | no limit |
| 6 | 5759.0000 | 56.69 | 43.13 | 99.82 | 78.30 | 21.52 | Peak | no limit |

| | |
|------------------|----------------------------|
| Orthogonal Axis: | X |
| Test Mode: | UNII-3/TX N40 Mode 5755MHz |

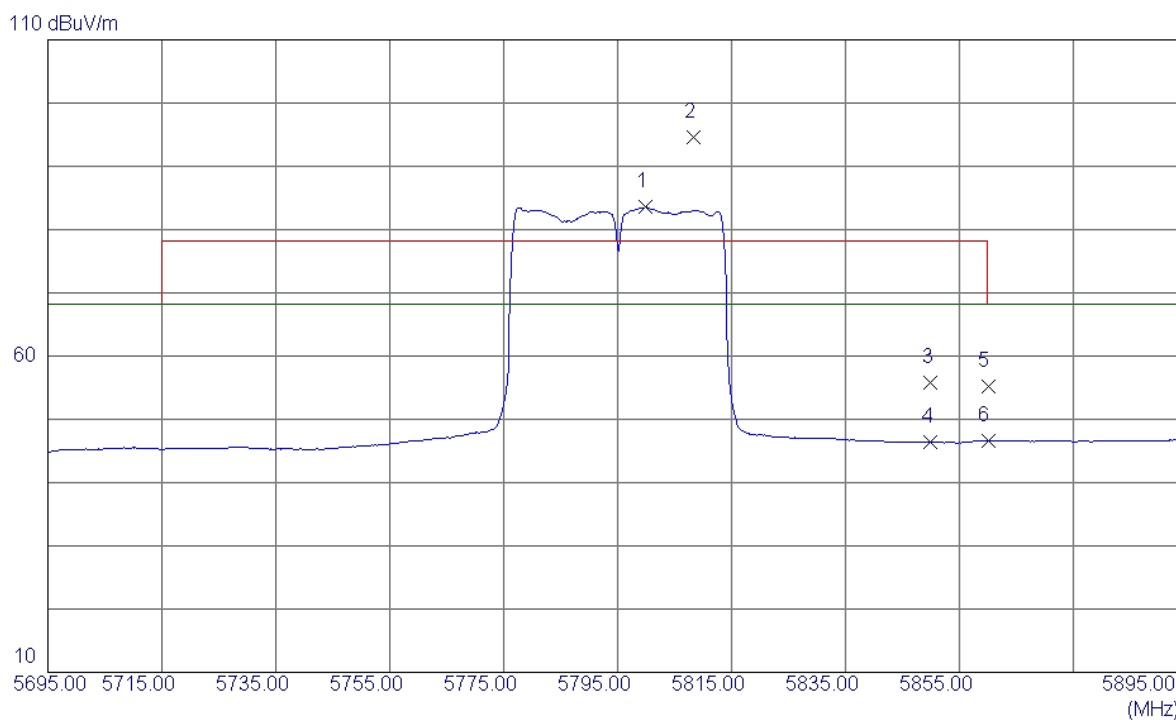
Horizontal



| No. | Freq. MHz | Reading Level dBuV/m | Correct Factor dB | Measure ment dBuV/m | Limit dBuV/m | Over dB | Detector | Comment |
|-----|--------------|----------------------------|-------------------------|---------------------------|-----------------|------------|----------|---------|
| 1 | 11510.1550 | 12.30 | 15.52 | 27.82 | 54.00 | -26.18 | AVG | |
| 2 | 11510.5400 | 23.45 | 15.52 | 38.97 | 68.30 | -29.33 | Peak | |

| | |
|------------------|----------------------------|
| Orthogonal Axis: | X |
| Test Mode: | UNII-3/TX N40 Mode 5795MHz |

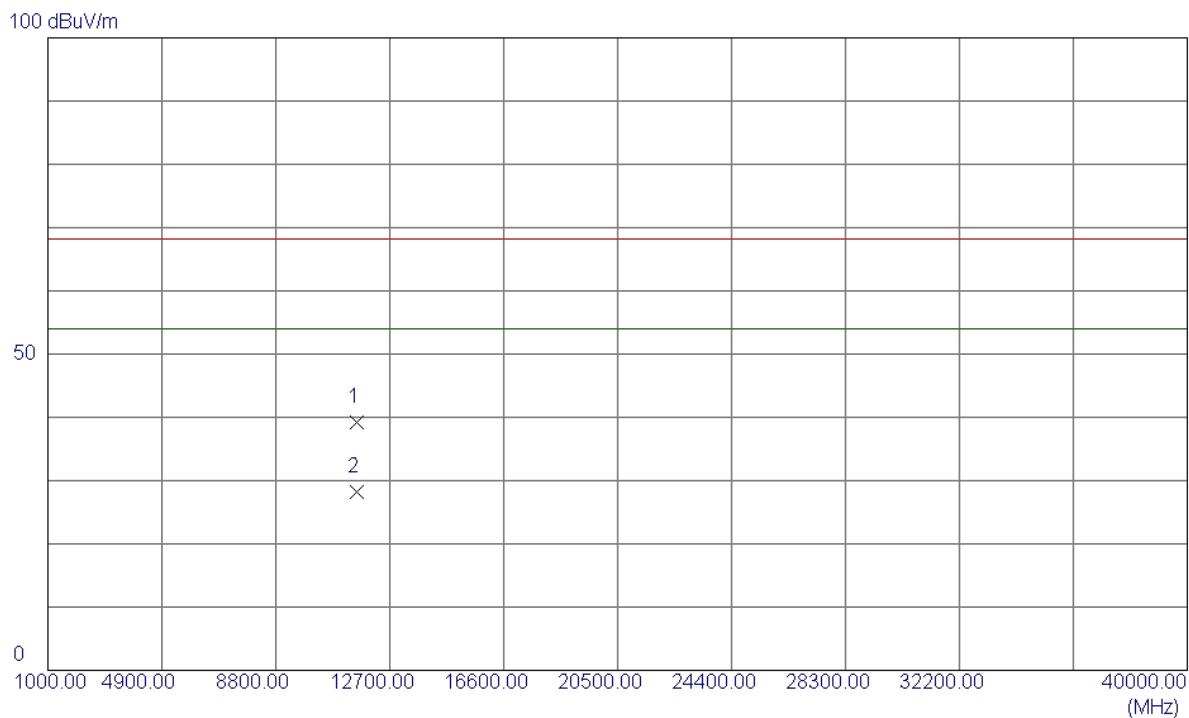
Vertical



| No. | Freq. MHz | Reading Level dBuV/m | Correct Factor dB | Measure ment dBuV/m | Limit dBuV/m | Over dB | Detector | Comment |
|-----|--------------|----------------------------|-------------------------|---------------------------|-----------------|------------|----------|----------|
| 1 | 5799.8000 | 40.36 | 43.23 | 83.59 | 68.30 | 15.29 | AVG | no limit |
| 2 | 5808.4000 | 51.35 | 43.24 | 94.59 | 78.30 | 16.29 | Peak | no limit |
| 3 | 5850.0000 | 12.37 | 43.34 | 55.71 | 78.30 | -22.59 | Peak | |
| 4 | 5850.0000 | 2.97 | 43.34 | 46.31 | 68.30 | -21.99 | AVG | |
| 5 | 5860.0000 | 11.79 | 43.36 | 55.15 | 78.30 | -23.15 | Peak | |
| 6 | 5860.0000 | 3.18 | 43.36 | 46.54 | 68.30 | -21.76 | AVG | |

| | |
|------------------|----------------------------|
| Orthogonal Axis: | X |
| Test Mode: | UNII-3/TX N40 Mode 5795MHz |

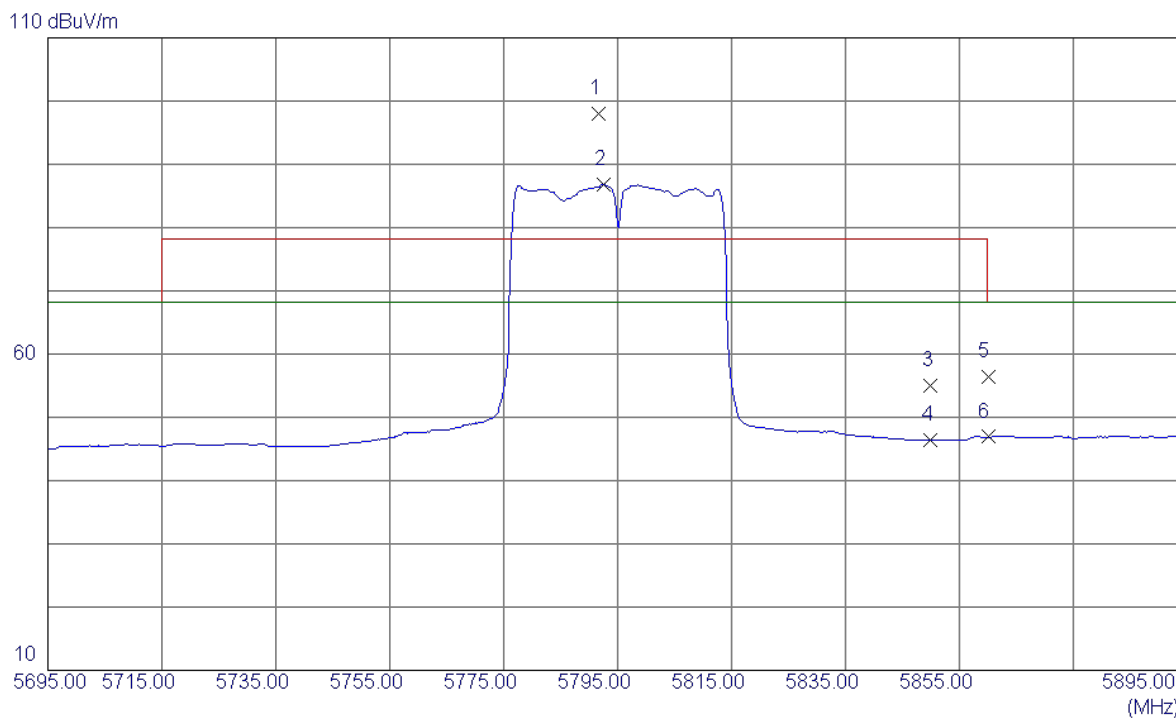
Vertical



| No. | Freq. MHz | Reading Level dBuV/m | Correct Factor dB | Measure ment dBuV/m | Limit dBuV/m | Over dB | Detector | Comment |
|-----|--------------|----------------------------|-------------------------|---------------------------|-----------------|------------|----------|---------|
| 1 | 11590.0100 | 23.59 | 15.55 | 39.14 | 68.30 | -29.16 | Peak | |
| 2 | 11590.1400 | 12.68 | 15.55 | 28.23 | 54.00 | -25.77 | AVG | |

| | |
|------------------|----------------------------|
| Orthogonal Axis: | X |
| Test Mode: | UNII-3/TX N40 Mode 5795MHz |

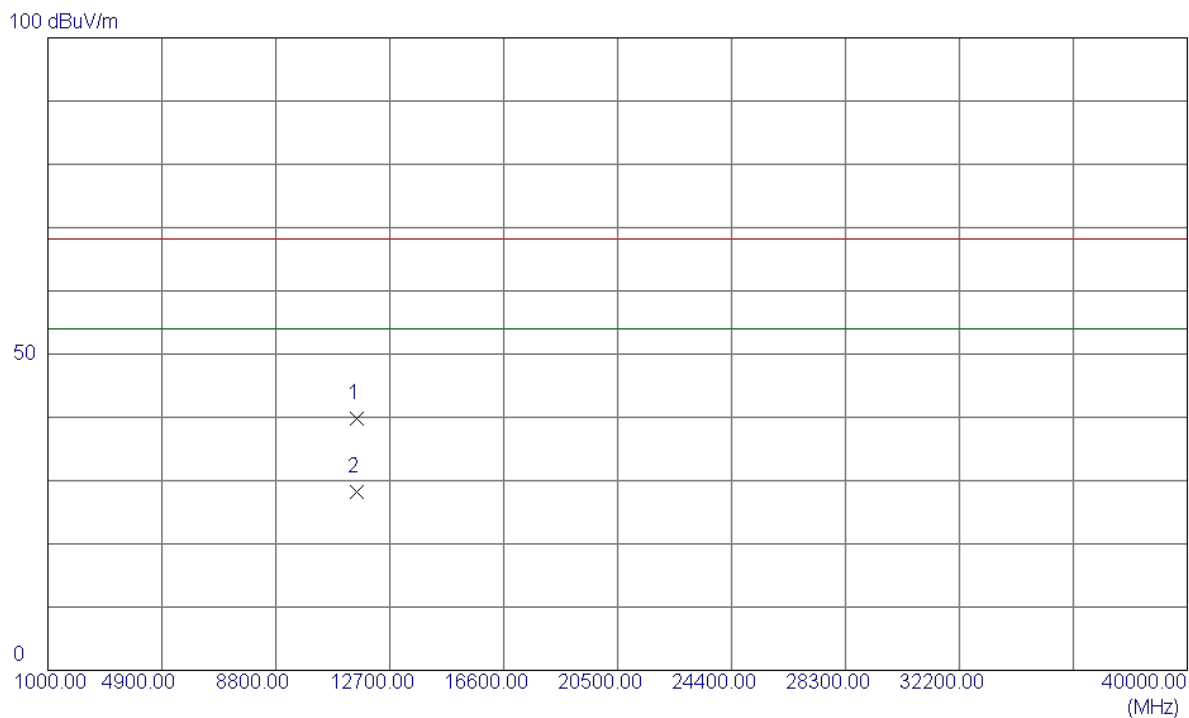
Horizontal



| No. | Freq. MHz | Reading Level dBuV/m | Correct Factor dB | Measure ment dBuV/m | Limit dBuV/m | Over dB | Detector | Comment |
|-----|--------------|----------------------------|-------------------------|---------------------------|-----------------|------------|----------|----------|
| 1 | 5791.6000 | 54.86 | 43.21 | 98.07 | 78.30 | 19.77 | Peak | no limit |
| 2 | 5792.6000 | 43.62 | 43.21 | 86.83 | 68.30 | 18.53 | AVG | no limit |
| 3 | 5850.0000 | 11.71 | 43.34 | 55.05 | 78.30 | -23.25 | Peak | |
| 4 | 5850.0000 | 3.08 | 43.34 | 46.42 | 68.30 | -21.88 | AVG | |
| 5 | 5860.0000 | 13.11 | 43.36 | 56.47 | 78.30 | -21.83 | Peak | |
| 6 | 5860.0000 | 3.54 | 43.36 | 46.90 | 68.30 | -21.40 | AVG | |

| | |
|------------------|----------------------------|
| Orthogonal Axis: | X |
| Test Mode: | UNII-3/TX N40 Mode 5795MHz |

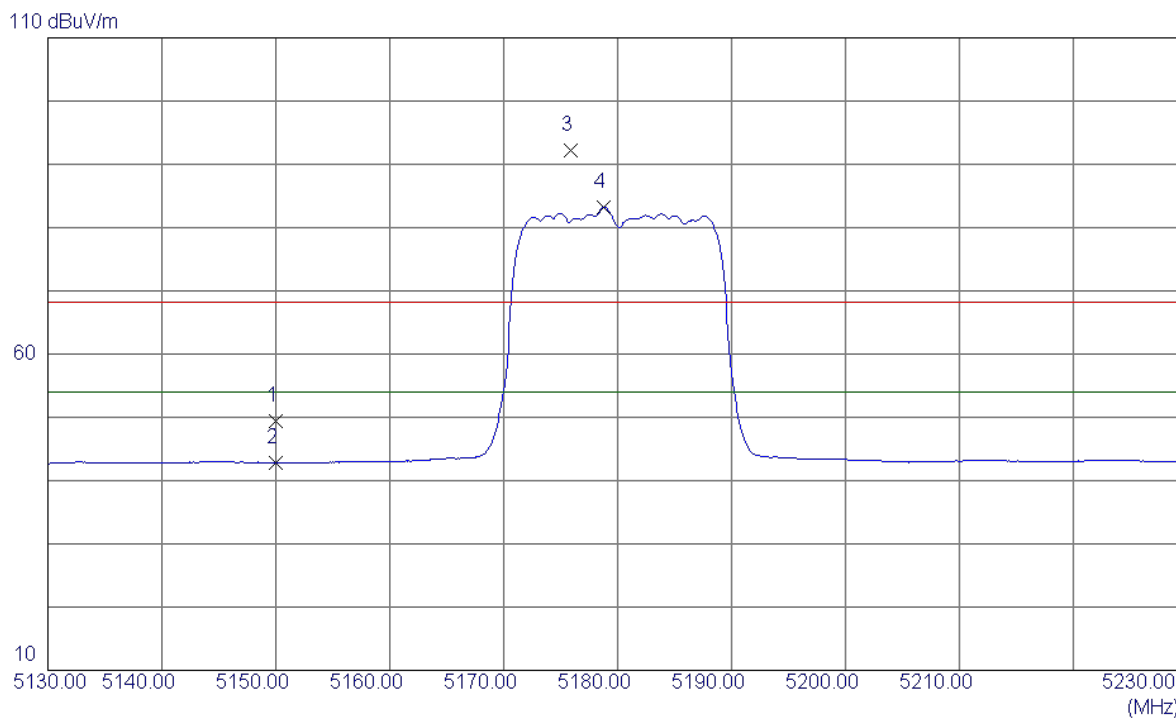
Horizontal



| No. | Freq. MHz | Reading Level dBuV/m | Correct Factor dB | Measure ment dBuV/m | Limit dBuV/m | Over dB | Detector | Comment |
|-----|--------------|----------------------------|-------------------------|---------------------------|-----------------|------------|----------|---------|
| 1 | 11590.0700 | 24.28 | 15.55 | 39.83 | 68.30 | -28.47 | Peak | |
| 2 | 11590.2699 | 12.62 | 15.55 | 28.17 | 54.00 | -25.83 | AVG | |

| | |
|------------------|------------------------------|
| Orthogonal Axis: | X |
| Test Mode: | UNII-1/ TX AC20 Mode 5180MHz |

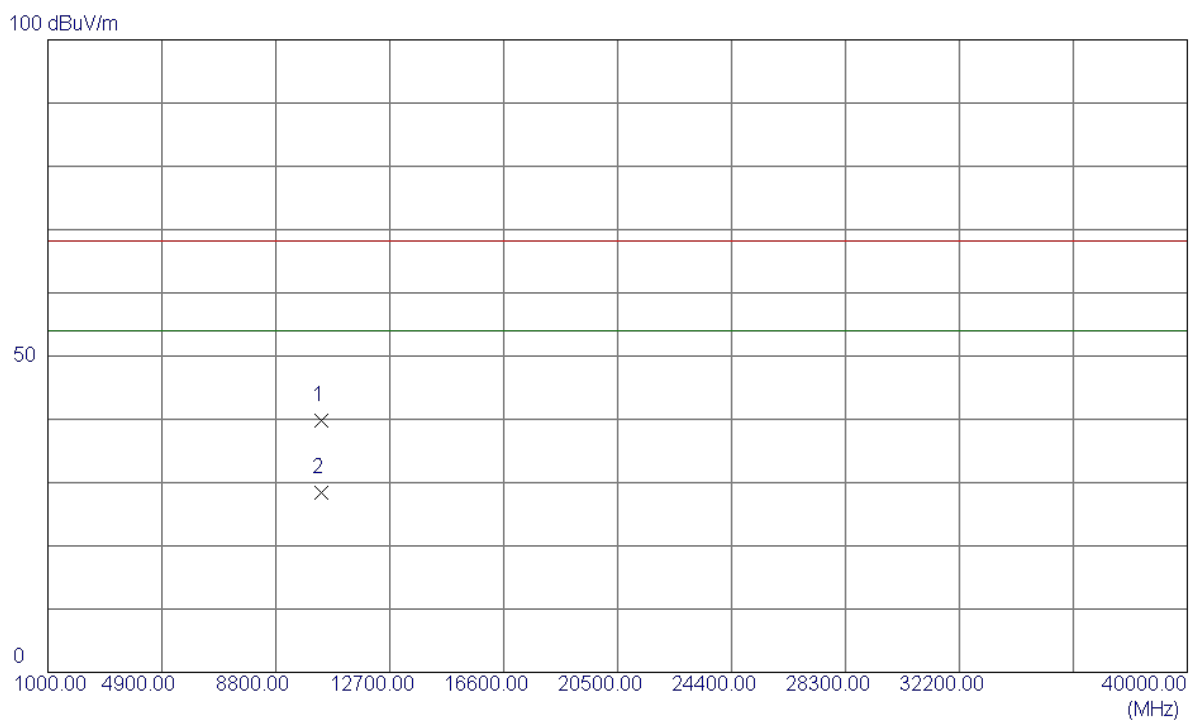
Vertical



| No. | Freq. MHz | Reading Level dBuV/m | Correct Factor dB | Measure ment dBuV/m | Limit dBuV/m | Over dB | Detector | Comment |
|-----|--------------|----------------------------|-------------------------|---------------------------|-----------------|------------|----------|----------|
| 1 | 5150.0000 | 8.00 | 41.40 | 49.40 | 68.30 | -18.90 | Peak | |
| 2 | 5150.0000 | 1.36 | 41.40 | 42.76 | 54.00 | -11.24 | AVG | |
| 3 | 5175.9000 | 50.70 | 41.49 | 92.19 | 68.30 | 23.89 | Peak | no limit |
| 4 | 5178.8000 | 41.73 | 41.50 | 83.23 | 54.00 | 29.23 | AVG | no limit |

| | |
|------------------|------------------------------|
| Orthogonal Axis: | X |
| Test Mode: | UNII-1/ TX AC20 Mode 5180MHz |

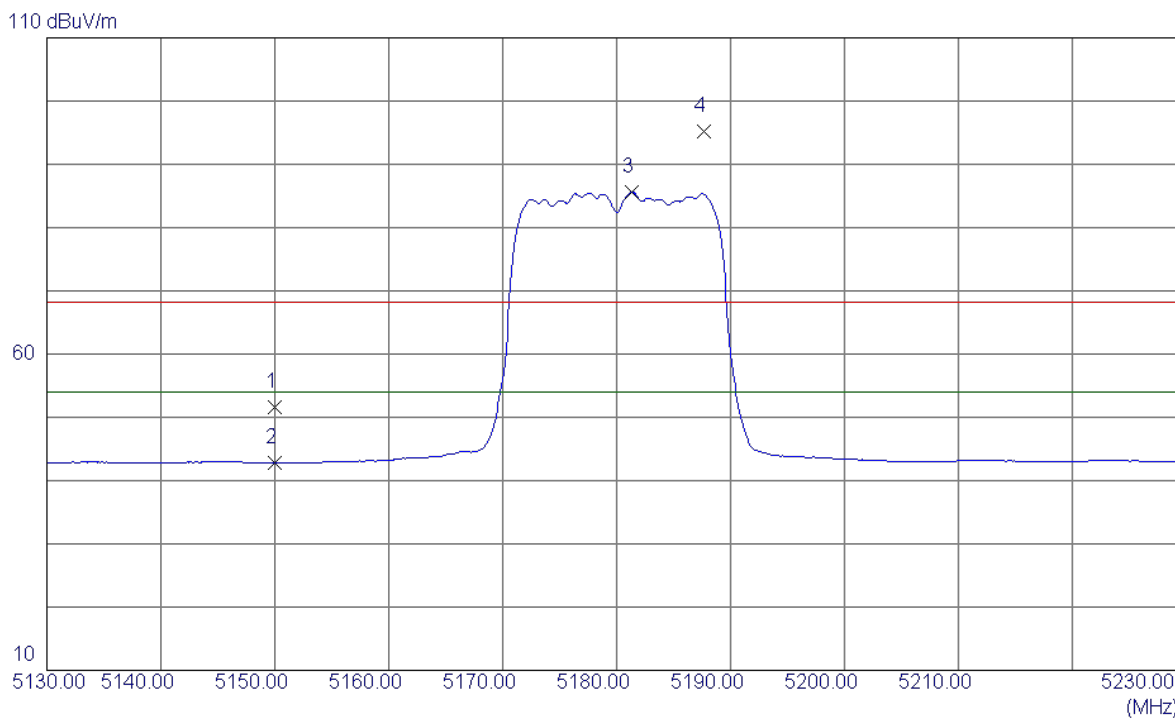
Vertical



| No. | Freq. MHz | Reading Level dBuV/m | Correct Factor dB | Measure ment dBuV/m | Limit dBuV/m | Over dB | Detector | Comment |
|-----|--------------|----------------------------|-------------------------|---------------------------|-----------------|------------|----------|---------|
| 1 | 10360.1100 | 25.47 | 14.33 | 39.80 | 68.30 | -28.50 | Peak | |
| 2 | 10360.1600 | 14.12 | 14.33 | 28.45 | 54.00 | -25.55 | AVG | |

| | |
|------------------|------------------------------|
| Orthogonal Axis: | X |
| Test Mode: | UNII-1/ TX AC20 Mode 5180MHz |

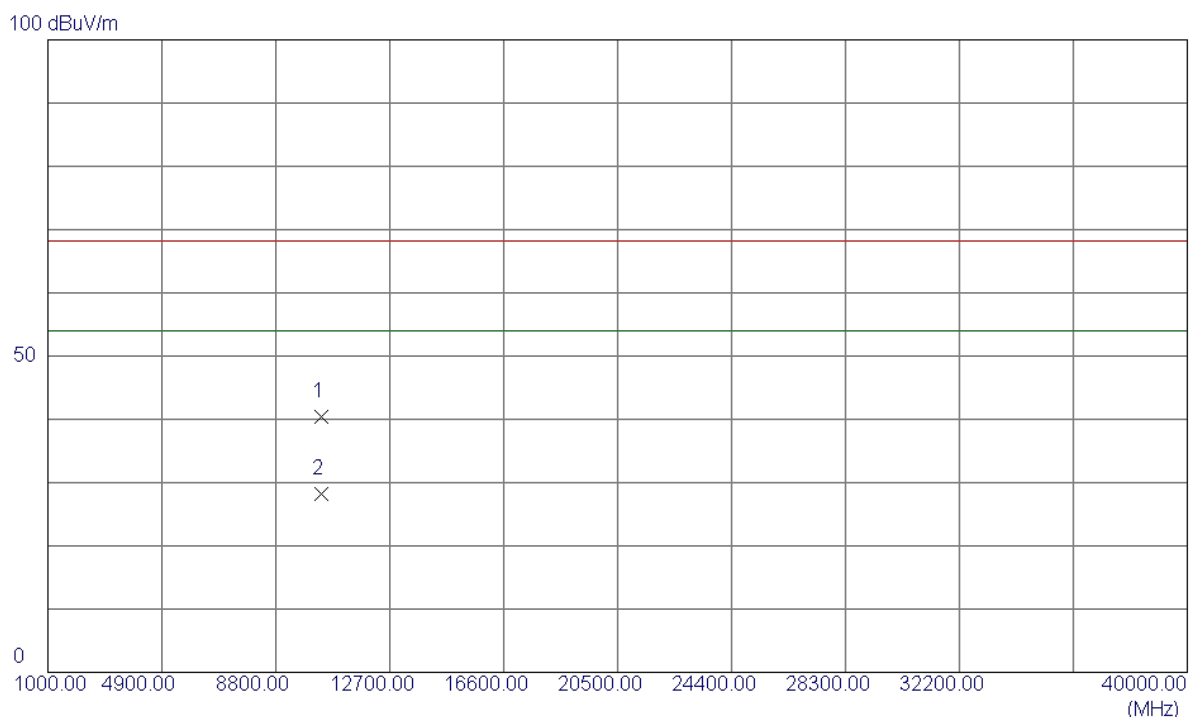
Horizontal



| No. | Freq. MHz | Reading Level dBuV/m | Correct Factor dB | Measure ment dBuV/m | Limit dBuV/m | Over dB | Detector | Comment |
|-----|--------------|----------------------------|-------------------------|---------------------------|-----------------|------------|----------|----------|
| 1 | 5150.0000 | 10.16 | 41.40 | 51.56 | 68.30 | -16.74 | Peak | |
| 2 | 5150.0000 | 1.39 | 41.40 | 42.79 | 54.00 | -11.21 | AVG | |
| 3 | 5181.3000 | 44.06 | 41.51 | 85.57 | 54.00 | 31.57 | AVG | no limit |
| 4 | 5187.7000 | 53.66 | 41.53 | 95.19 | 68.30 | 26.89 | Peak | no limit |

| | |
|------------------|------------------------------|
| Orthogonal Axis: | X |
| Test Mode: | UNII-1/ TX AC20 Mode 5180MHz |

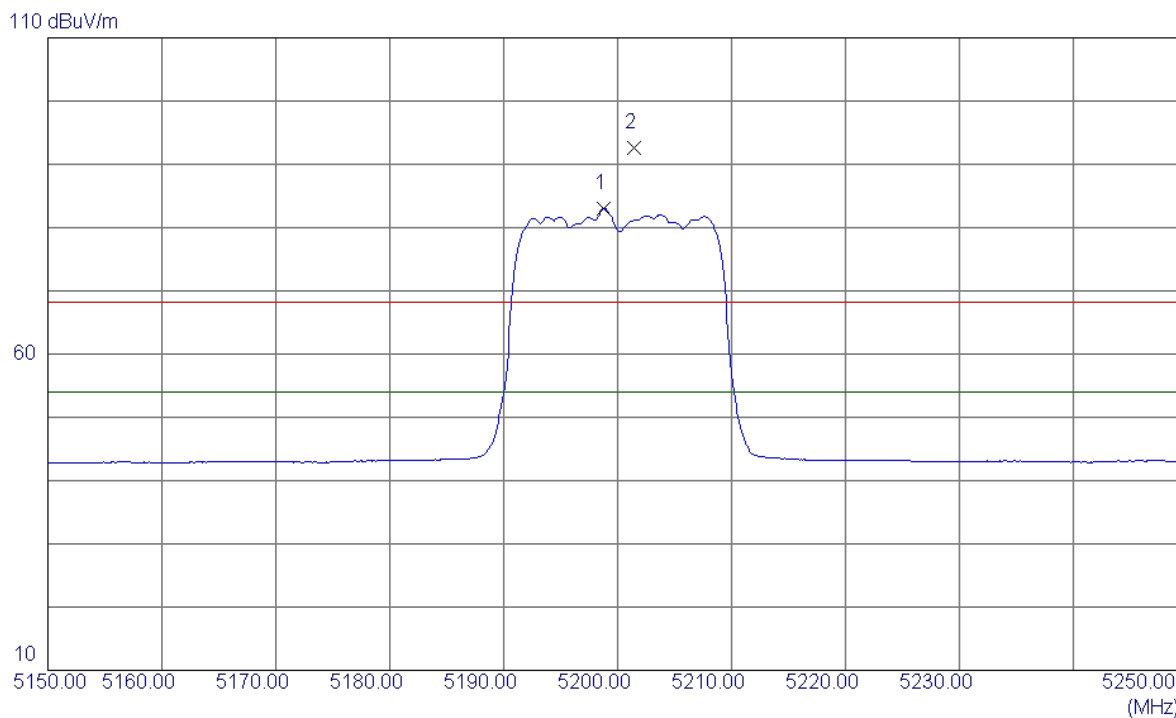
Horizontal



| No. | Freq. MHz | Reading Level dBuV/m | Correct Factor dB | Measure ment dBuV/m | Limit dBuV/m | Over dB | Detector | Comment |
|-----|--------------|----------------------------|-------------------------|---------------------------|-----------------|------------|----------|---------|
| 1 | 10359.6100 | 25.99 | 14.32 | 40.31 | 68.30 | -27.99 | Peak | |
| 2 | 10360.0000 | 13.91 | 14.33 | 28.24 | 54.00 | -25.76 | AVG | |

| | |
|------------------|------------------------------|
| Orthogonal Axis: | X |
| Test Mode: | UNII-1/ TX AC20 Mode 5200MHz |

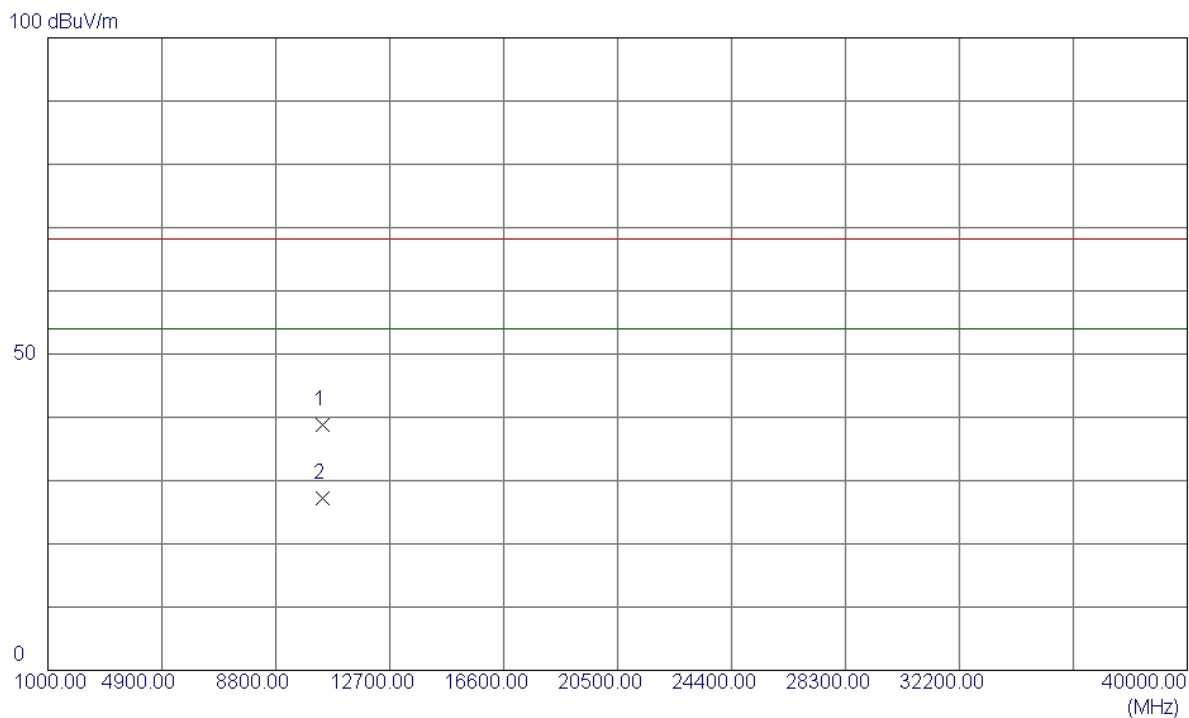
Vertical



| No. | Freq. MHz | Reading Level dBuV/m | Correct Factor dB | Measure ment dBuV/m | Limit dBuV/m | Over dB | Detector | Comment |
|-----|--------------|----------------------------|-------------------------|---------------------------|-----------------|------------|----------|----------|
| 1 | 5198.8000 | 41.47 | 41.57 | 83.04 | 54.00 | 29.04 | AVG | no limit |
| 2 | 5201.4000 | 51.00 | 41.57 | 92.57 | 68.30 | 24.27 | Peak | no limit |

| | |
|------------------|------------------------------|
| Orthogonal Axis: | X |
| Test Mode: | UNII-1/ TX AC20 Mode 5200MHz |

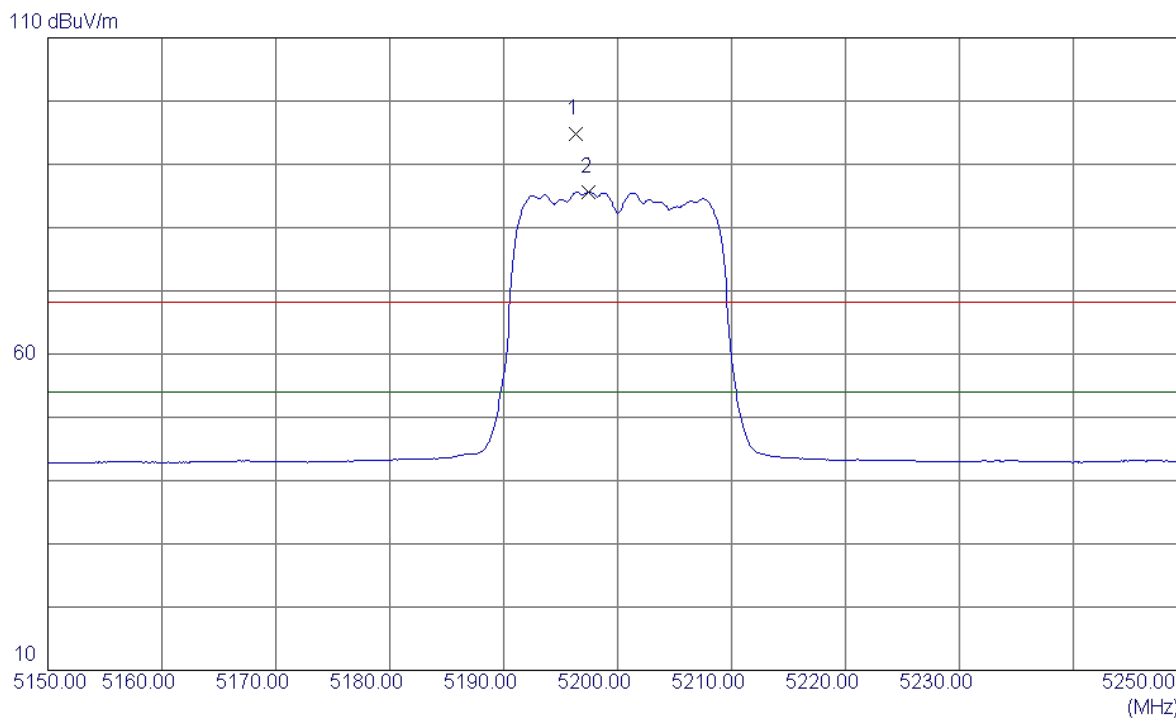
Vertical



| No. | Freq. MHz | Reading Level dBuV/m | Correct Factor dB | Measure ment dBuV/m | Limit dBuV/m | Over dB | Detector | Comment |
|-----|--------------|----------------------------|-------------------------|---------------------------|-----------------|------------|----------|---------|
| 1 | 10400.1449 | 24.46 | 14.40 | 38.86 | 68.30 | -29.44 | Peak | |
| 2 | 10400.1550 | 12.73 | 14.40 | 27.13 | 54.00 | -26.87 | AVG | |

| | |
|------------------|------------------------------|
| Orthogonal Axis: | X |
| Test Mode: | UNII-1/ TX AC20 Mode 5200MHz |

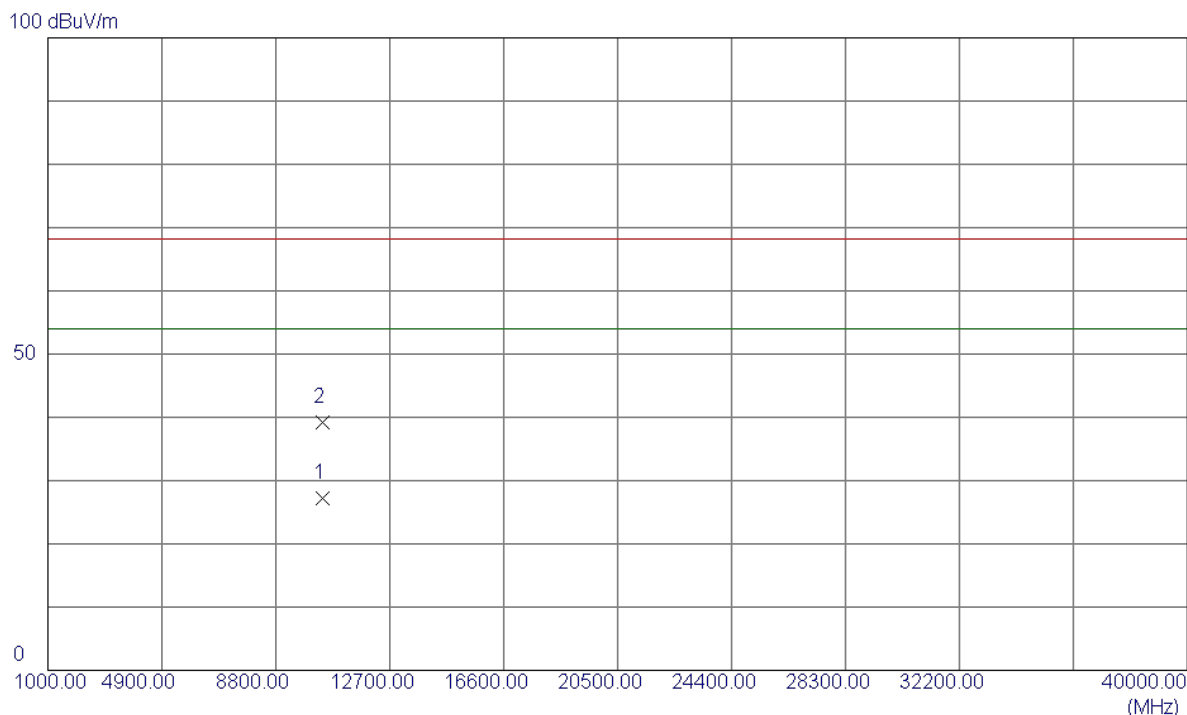
Horizontal



| No. | Freq. MHz | Reading Level dBuV/m | Correct Factor dB | Measure ment dBuV/m | Limit dBuV/m | Over dB | Detector | Comment |
|-----|--------------|----------------------------|-------------------------|---------------------------|-----------------|------------|----------|----------|
| 1 | 5196.3000 | 53.32 | 41.56 | 94.88 | 68.30 | 26.58 | Peak | no limit |
| 2 | 5197.5000 | 44.07 | 41.56 | 85.63 | 54.00 | 31.63 | AVG | no limit |

| | |
|------------------|------------------------------|
| Orthogonal Axis: | X |
| Test Mode: | UNII-1/ TX AC20 Mode 5200MHz |

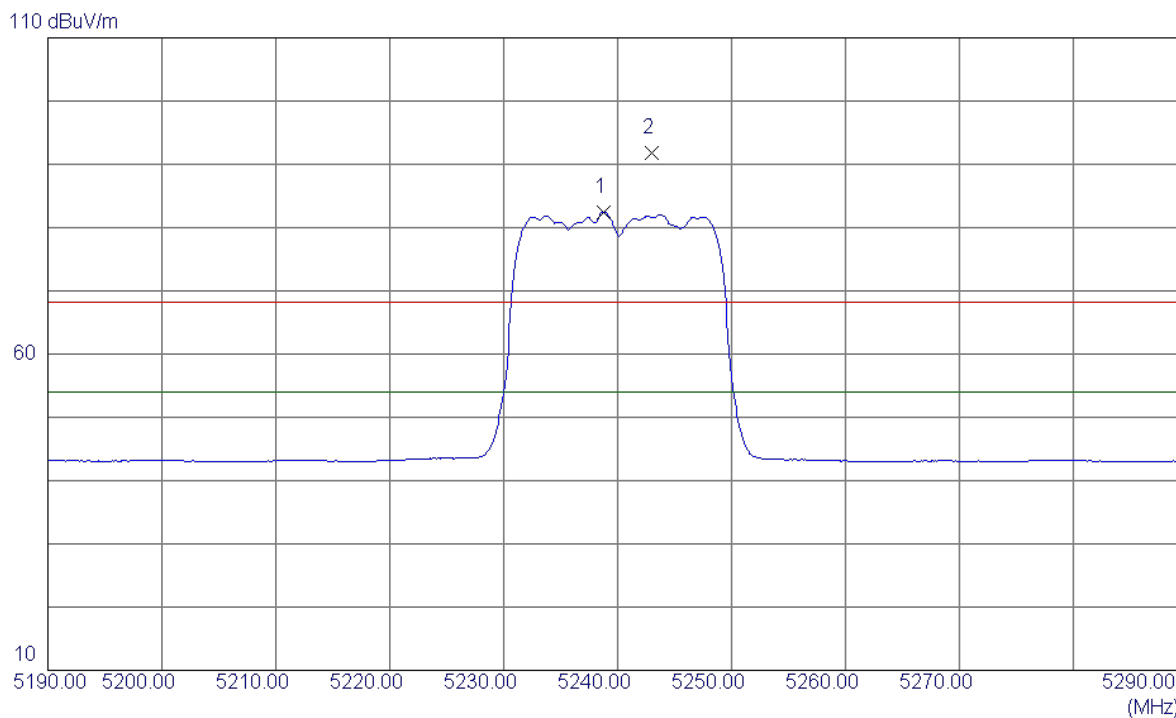
Horizontal



| No. | Freq. MHz | Reading Level dBuV/m | Correct Factor dB | Measure ment dBuV/m | Limit dBuV/m | Over dB | Detector | Comment |
|-----|--------------|----------------------------|-------------------------|---------------------------|-----------------|------------|----------|---------|
| 1 | 10400.1050 | 12.80 | 14.40 | 27.20 | 54.00 | -26.80 | AVG | |
| 2 | 10400.5700 | 24.75 | 14.41 | 39.16 | 68.30 | -29.14 | Peak | |

| | |
|------------------|------------------------------|
| Orthogonal Axis: | X |
| Test Mode: | UNII-1/ TX AC20 Mode 5240MHz |

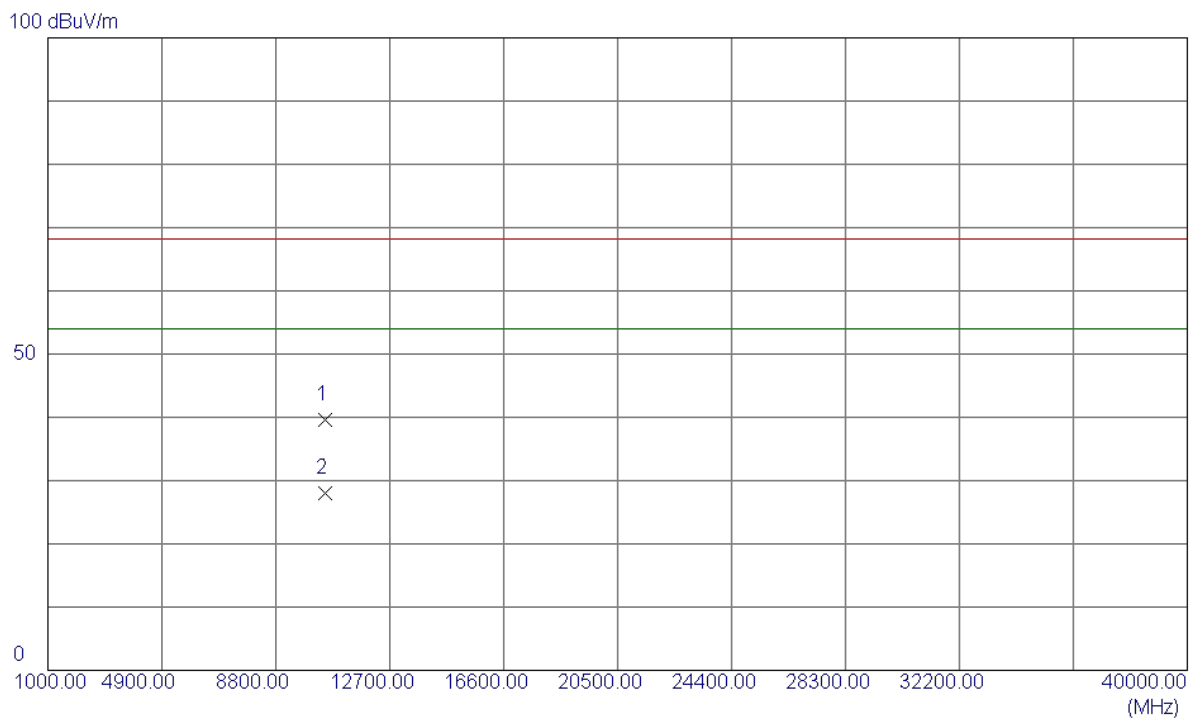
Vertical



| No. | Freq. MHz | Reading Level dBuV/m | Correct Factor dB | Measure ment dBuV/m | Limit dBuV/m | Over dB | Detector | Comment |
|-----|--------------|----------------------------|-------------------------|---------------------------|-----------------|------------|----------|----------|
| 1 | 5238.8000 | 40.79 | 41.70 | 82.49 | 54.00 | 28.49 | AVG | no limit |
| 2 | 5243.0000 | 50.01 | 41.71 | 91.72 | 68.30 | 23.42 | Peak | no limit |

| | |
|------------------|------------------------------|
| Orthogonal Axis: | X |
| Test Mode: | UNII-1/ TX AC20 Mode 5240MHz |

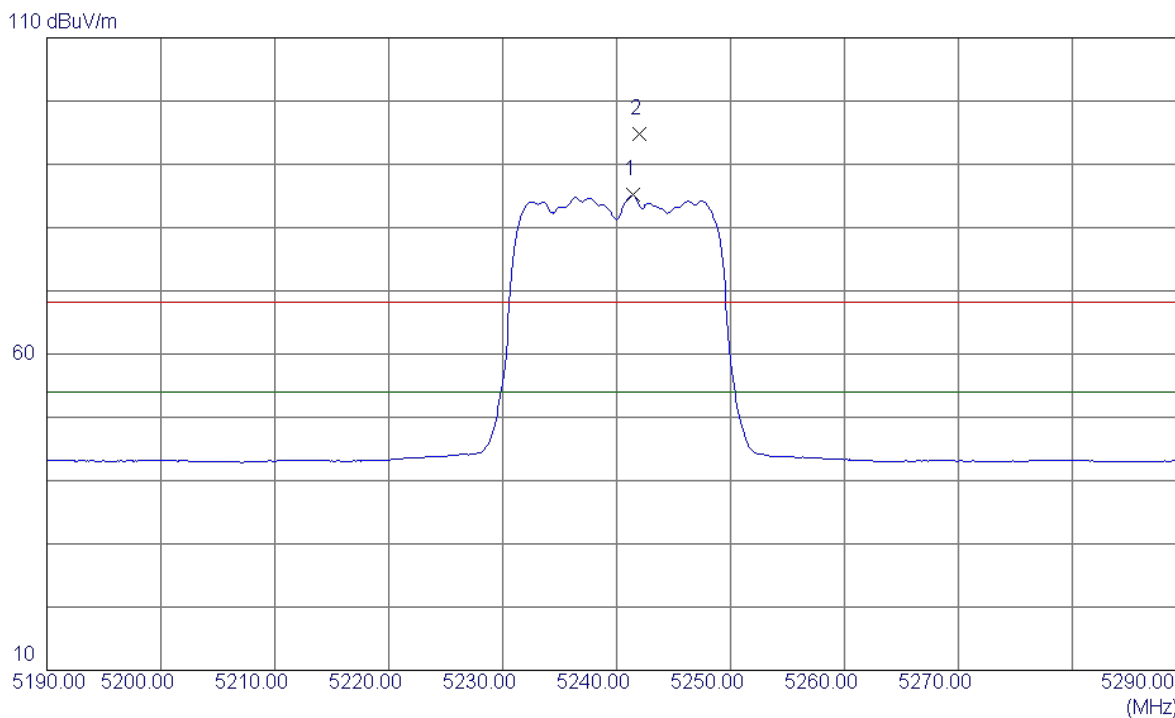
Vertical



| No. | Freq. MHz | Reading Level dBuV/m | Correct Factor dB | Measure ment dBuV/m | Limit dBuV/m | Over dB | Detector | Comment |
|-----|--------------|----------------------------|-------------------------|---------------------------|-----------------|------------|----------|---------|
| 1 | 10479.9150 | 25.11 | 14.56 | 39.67 | 68.30 | -28.63 | Peak | |
| 2 | 10480.3300 | 13.35 | 14.56 | 27.91 | 54.00 | -26.09 | AVG | |

| | |
|------------------|------------------------------|
| Orthogonal Axis: | X |
| Test Mode: | UNII-1/ TX AC20 Mode 5240MHz |

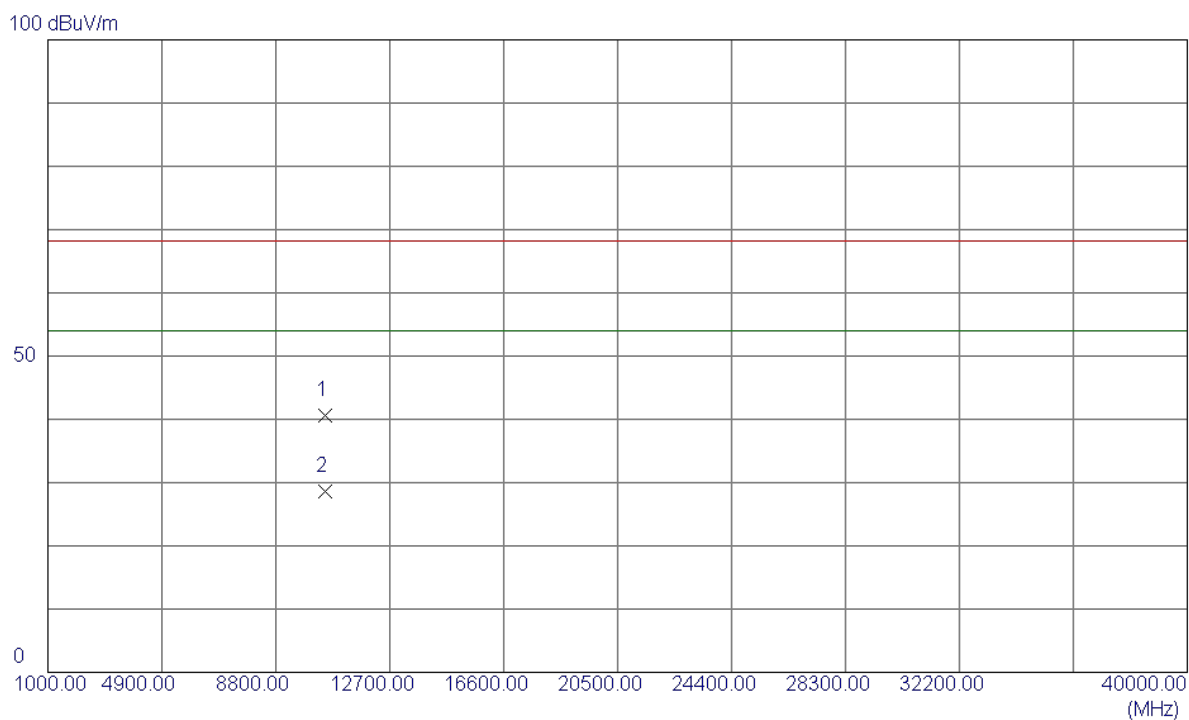
Horizontal



| No. | Freq. MHz | Reading Level dBuV/m | Correct Factor dB | Measure ment dBuV/m | Limit dBuV/m | Over dB | Detector | Comment |
|-----|--------------|----------------------------|-------------------------|---------------------------|-----------------|------------|----------|----------|
| 1 | 5241.4000 | 43.40 | 41.71 | 85.11 | 54.00 | 31.11 | AVG | no limit |
| 2 | 5242.0000 | 53.10 | 41.71 | 94.81 | 68.30 | 26.51 | Peak | no limit |

| | |
|------------------|------------------------------|
| Orthogonal Axis: | X |
| Test Mode: | UNII-1/ TX AC20 Mode 5240MHz |

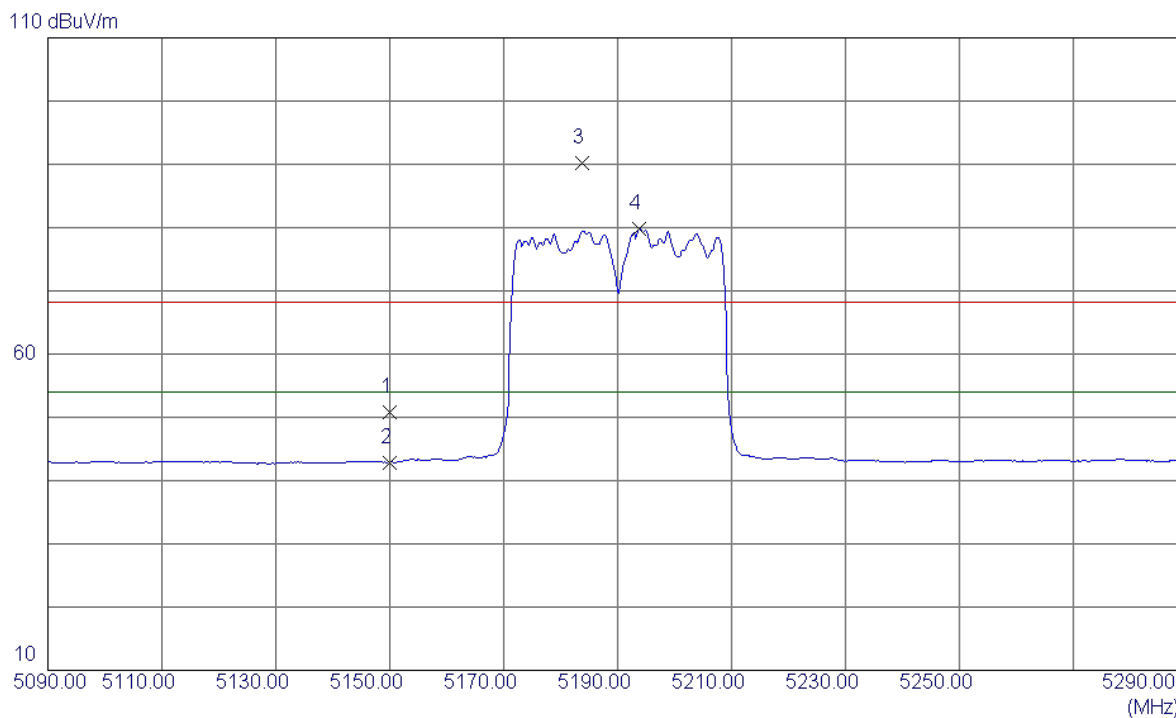
Horizontal



| No. | Freq. MHz | Reading Level dBuV/m | Correct Factor dB | Measure ment dBuV/m | Limit dBuV/m | Over dB | Detector | Comment |
|-----|--------------|----------------------------|-------------------------|---------------------------|-----------------|------------|----------|---------|
| 1 | 10479.2150 | 25.95 | 14.56 | 40.51 | 68.30 | -27.79 | Peak | |
| 2 | 10480.2100 | 14.08 | 14.56 | 28.64 | 54.00 | -25.36 | AVG | |

| | |
|------------------|------------------------------|
| Orthogonal Axis: | X |
| Test Mode: | UNII-1/ TX AC40 Mode 5190MHz |

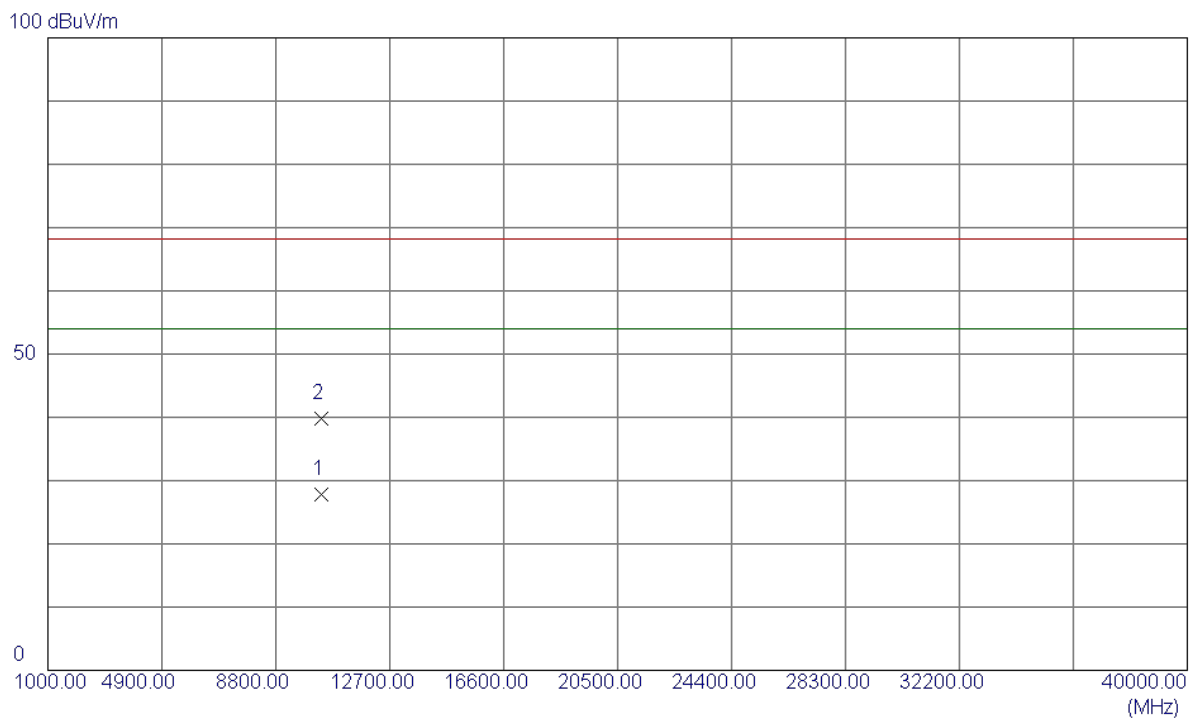
Vertical



| No. | Freq. MHz | Reading Level dBuV/m | Correct Factor dB | Measure ment dBuV/m | Limit dBuV/m | Over dB | Detector | Comment |
|-----|--------------|----------------------------|-------------------------|---------------------------|-----------------|------------|----------|----------|
| 1 | 5150.0000 | 9.33 | 41.40 | 50.73 | 68.30 | -17.57 | Peak | |
| 2 | 5150.0000 | 1.48 | 41.40 | 42.88 | 54.00 | -11.12 | AVG | |
| 3 | 5183.8000 | 48.77 | 41.52 | 90.29 | 68.30 | 21.99 | Peak | no limit |
| 4 | 5193.8000 | 38.32 | 41.55 | 79.87 | 54.00 | 25.87 | AVG | no limit |

| | |
|------------------|------------------------------|
| Orthogonal Axis: | X |
| Test Mode: | UNII-1/ TX AC40 Mode 5190MHz |

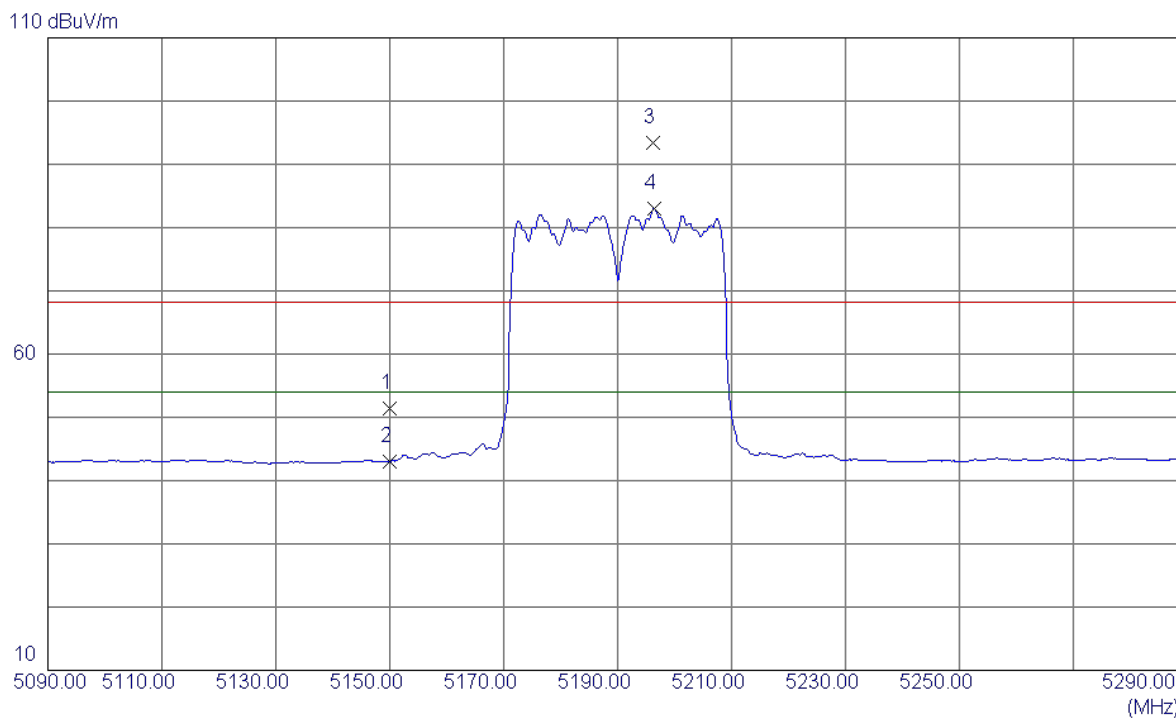
Vertical



| No. | Freq. MHz | Reading Level dBuV/m | Correct Factor dB | Measure ment dBuV/m | Limit dBuV/m | Over dB | Detector | Comment |
|-----|--------------|----------------------------|-------------------------|---------------------------|-----------------|------------|----------|---------|
| 1 | 10380.3099 | 13.40 | 14.37 | 27.77 | 54.00 | -26.23 | AVG | |
| 2 | 10380.4650 | 25.35 | 14.37 | 39.72 | 68.30 | -28.58 | Peak | |

| | |
|------------------|------------------------------|
| Orthogonal Axis: | X |
| Test Mode: | UNII-1/ TX AC40 Mode 5190MHz |

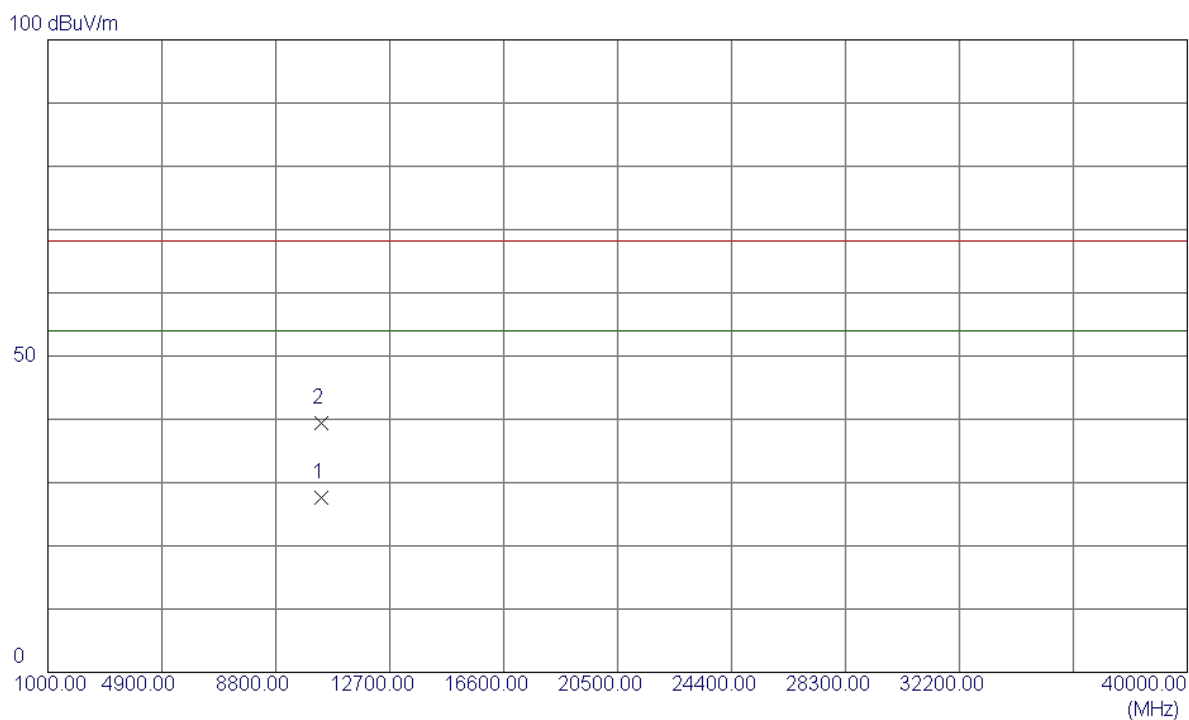
Horizontal



| No. | Freq. MHz | Reading Level dBuV/m | Correct Factor dB | Measure ment dBuV/m | Limit dBuV/m | Over dB | Detector | Comment |
|-----|--------------|----------------------------|-------------------------|---------------------------|-----------------|------------|----------|----------|
| 1 | 5150.0000 | 10.07 | 41.40 | 51.47 | 68.30 | -16.83 | Peak | |
| 2 | 5150.0000 | 1.62 | 41.40 | 43.02 | 54.00 | -10.98 | AVG | |
| 3 | 5196.2000 | 51.91 | 41.56 | 93.47 | 68.30 | 25.17 | Peak | no limit |
| 4 | 5196.4000 | 41.40 | 41.56 | 82.96 | 54.00 | 28.96 | AVG | no limit |

| | |
|------------------|------------------------------|
| Orthogonal Axis: | X |
| Test Mode: | UNII-1/ TX AC40 Mode 5190MHz |

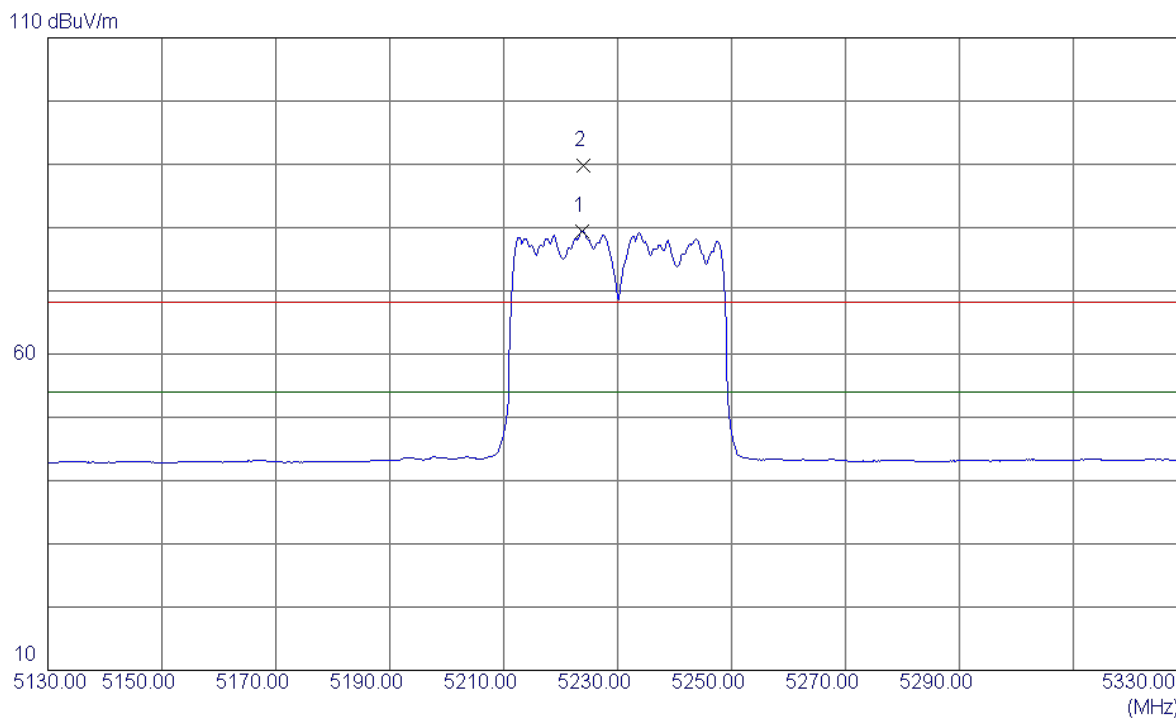
Horizontal



| No. | Freq. MHz | Reading Level dBuV/m | Correct Factor dB | Measure ment dBuV/m | Limit dBuV/m | Over dB | Detector | Comment |
|-----|--------------|----------------------------|-------------------------|---------------------------|-----------------|------------|----------|---------|
| 1 | 10380.1950 | 13.20 | 14.37 | 27.57 | 54.00 | -26.43 | AVG | |
| 2 | 10381.0199 | 25.04 | 14.37 | 39.41 | 68.30 | -28.89 | Peak | |

| | |
|------------------|------------------------------|
| Orthogonal Axis: | X |
| Test Mode: | UNII-1/ TX AC40 Mode 5230MHz |

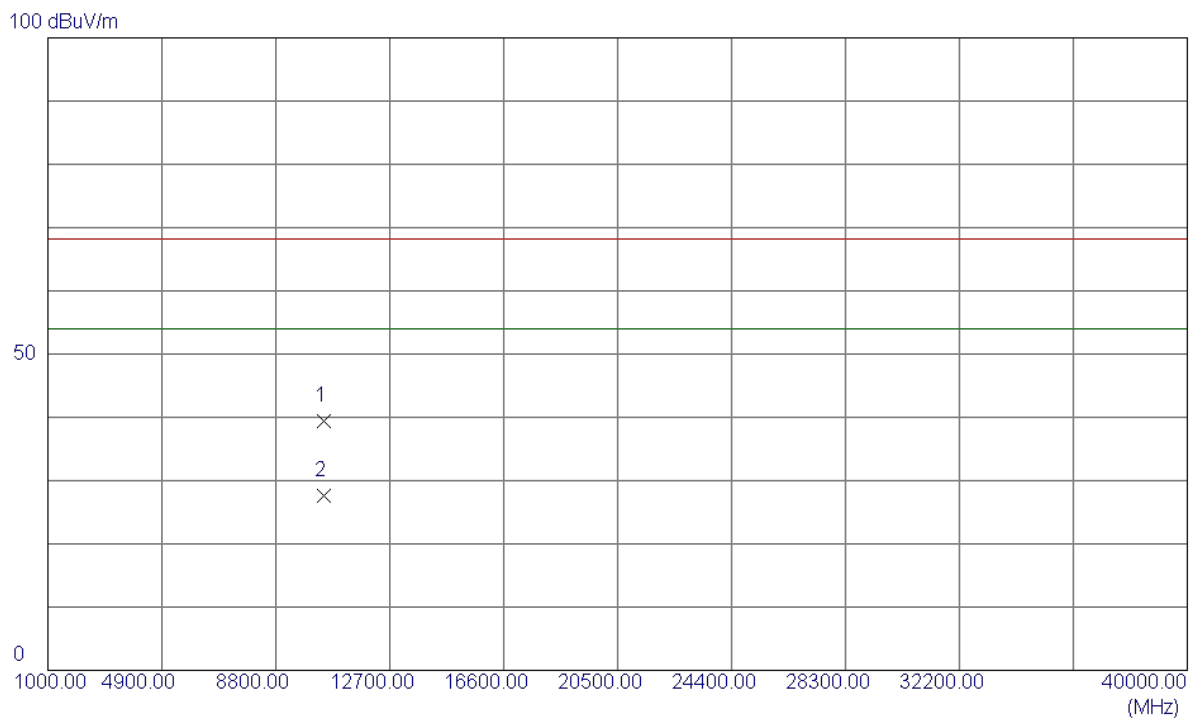
Vertical



| No. | Freq. MHz | Reading Level dBuV/m | Correct Factor dB | Measure ment dBuV/m | Limit dBuV/m | Over dB | Detector | Comment |
|-----|--------------|----------------------------|-------------------------|---------------------------|-----------------|------------|----------|----------|
| 1 | 5223.8000 | 37.79 | 41.65 | 79.44 | 54.00 | 25.44 | AVG | no limit |
| 2 | 5224.0000 | 48.23 | 41.65 | 89.88 | 68.30 | 21.58 | Peak | no limit |

| | |
|------------------|------------------------------|
| Orthogonal Axis: | X |
| Test Mode: | UNII-1/ TX AC40 Mode 5230MHz |

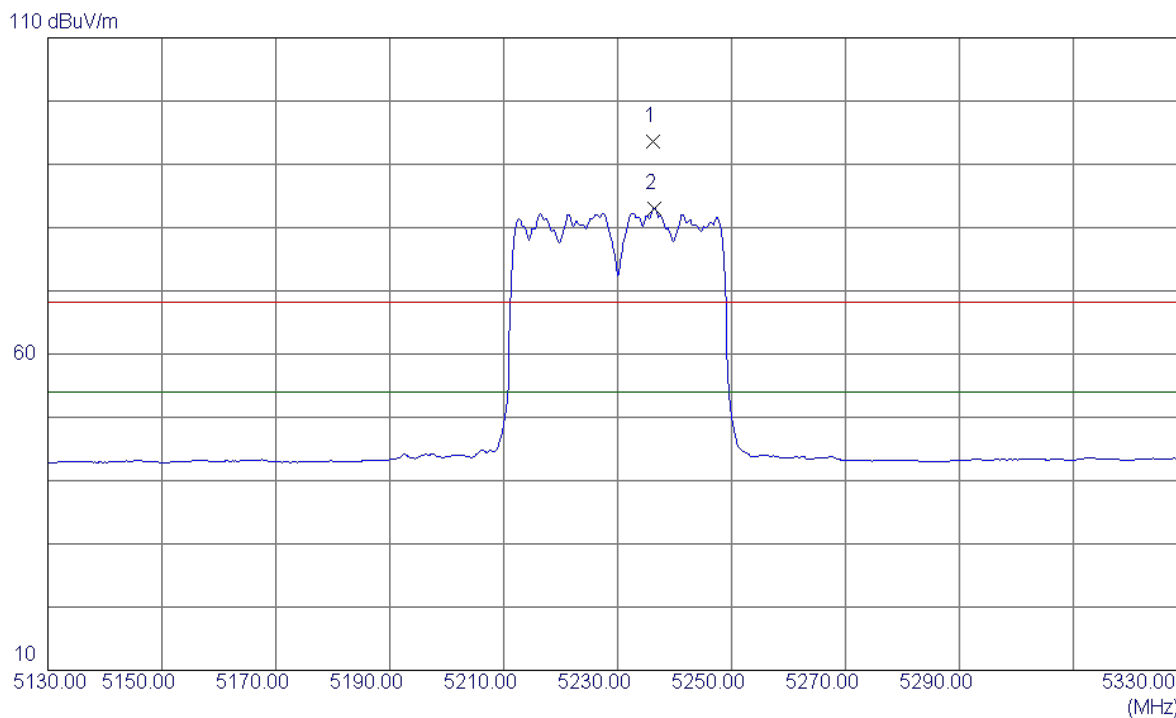
Vertical



| No. | Freq. MHz | Reading Level dBuV/m | Correct Factor dB | Measure ment dBuV/m | Limit dBuV/m | Over dB | Detector | Comment |
|-----|--------------|----------------------------|-------------------------|---------------------------|-----------------|------------|----------|---------|
| 1 | 10460.0850 | 24.95 | 14.52 | 39.47 | 68.30 | -28.83 | Peak | |
| 2 | 10460.2600 | 13.07 | 14.52 | 27.59 | 54.00 | -26.41 | AVG | |

| | |
|------------------|------------------------------|
| Orthogonal Axis: | X |
| Test Mode: | UNII-1/ TX AC40 Mode 5230MHz |

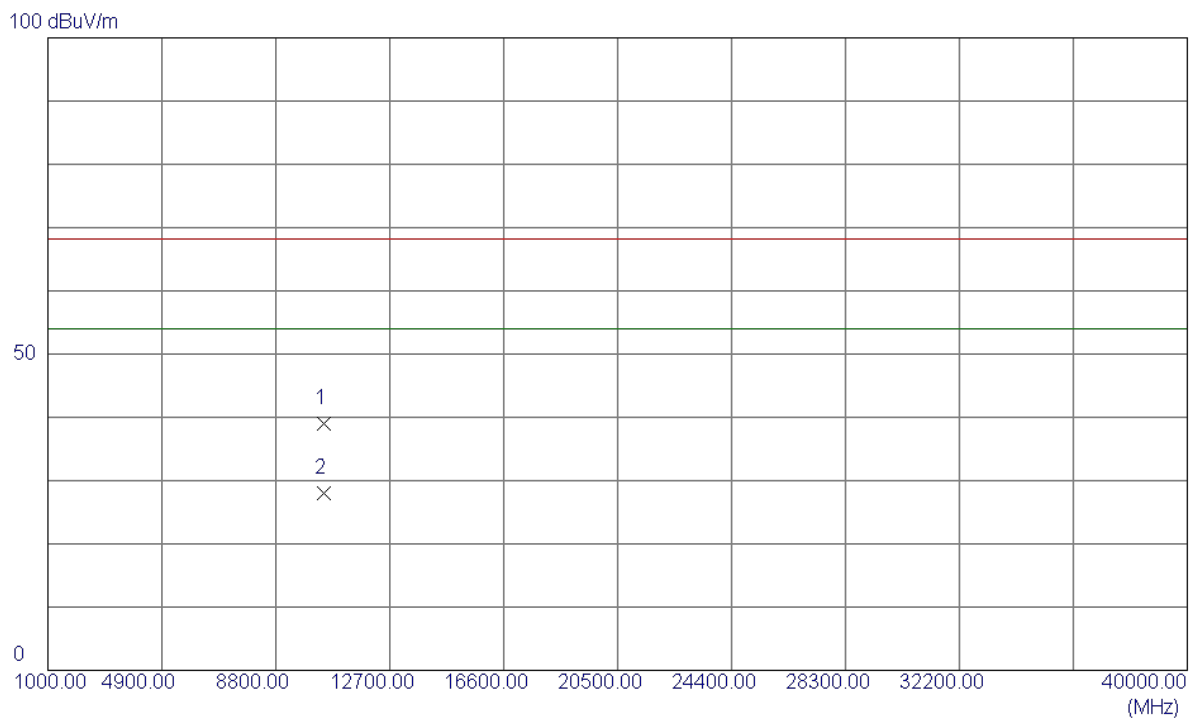
Horizontal



| No. | Freq. MHz | Reading Level dBuV/m | Correct Factor dB | Measure ment dBuV/m | Limit dBuV/m | Over dB | Detector | Comment |
|-----|--------------|----------------------------|-------------------------|---------------------------|-----------------|------------|----------|----------|
| 1 | 5236.2000 | 51.90 | 41.69 | 93.59 | 68.30 | 25.29 | Peak | no limit |
| 2 | 5236.4000 | 41.37 | 41.69 | 83.06 | 54.00 | 29.06 | AVG | no limit |

| | |
|------------------|------------------------------|
| Orthogonal Axis: | X |
| Test Mode: | UNII-1/ TX AC40 Mode 5230MHz |

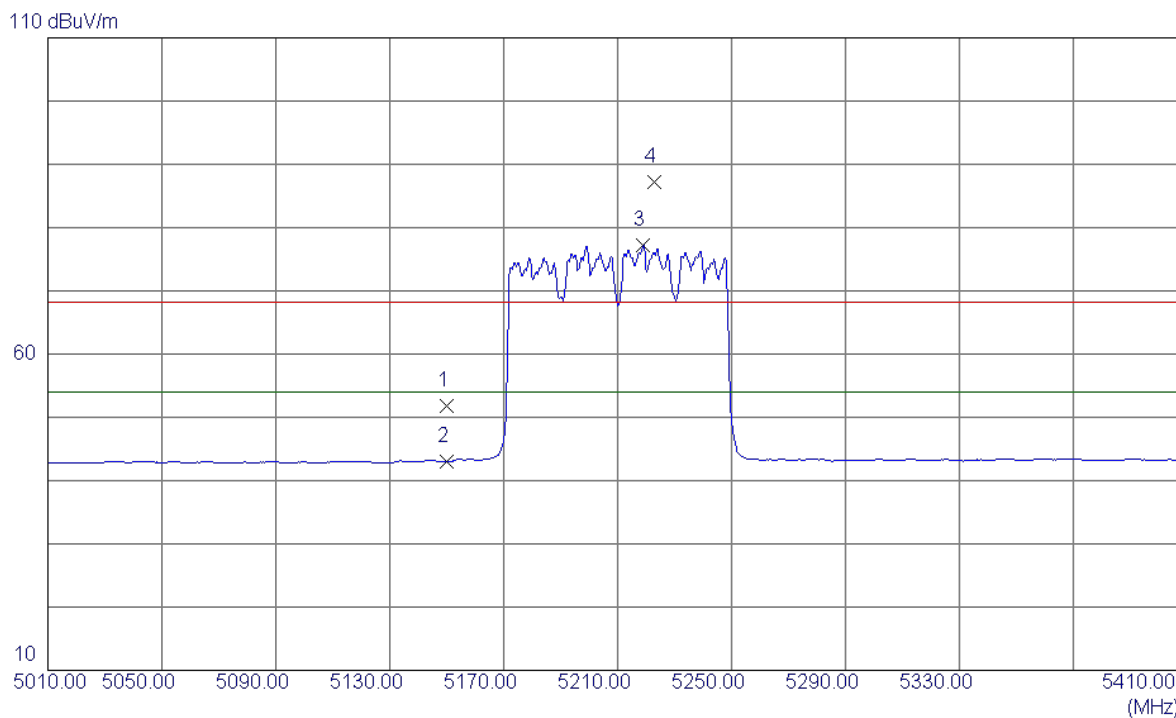
Horizontal



| No. | Freq. MHz | Reading Level dBuV/m | Correct Factor dB | Measure ment dBuV/m | Limit dBuV/m | Over dB | Detector | Comment |
|-----|--------------|----------------------------|-------------------------|---------------------------|-----------------|------------|----------|---------|
| 1 | 10459.9950 | 24.49 | 14.52 | 39.01 | 68.30 | -29.29 | Peak | |
| 2 | 10460.3450 | 13.47 | 14.52 | 27.99 | 54.00 | -26.01 | AVG | |

| | |
|------------------|------------------------------|
| Orthogonal Axis: | X |
| Test Mode: | UNII-1/ TX AC80 Mode 5210MHz |

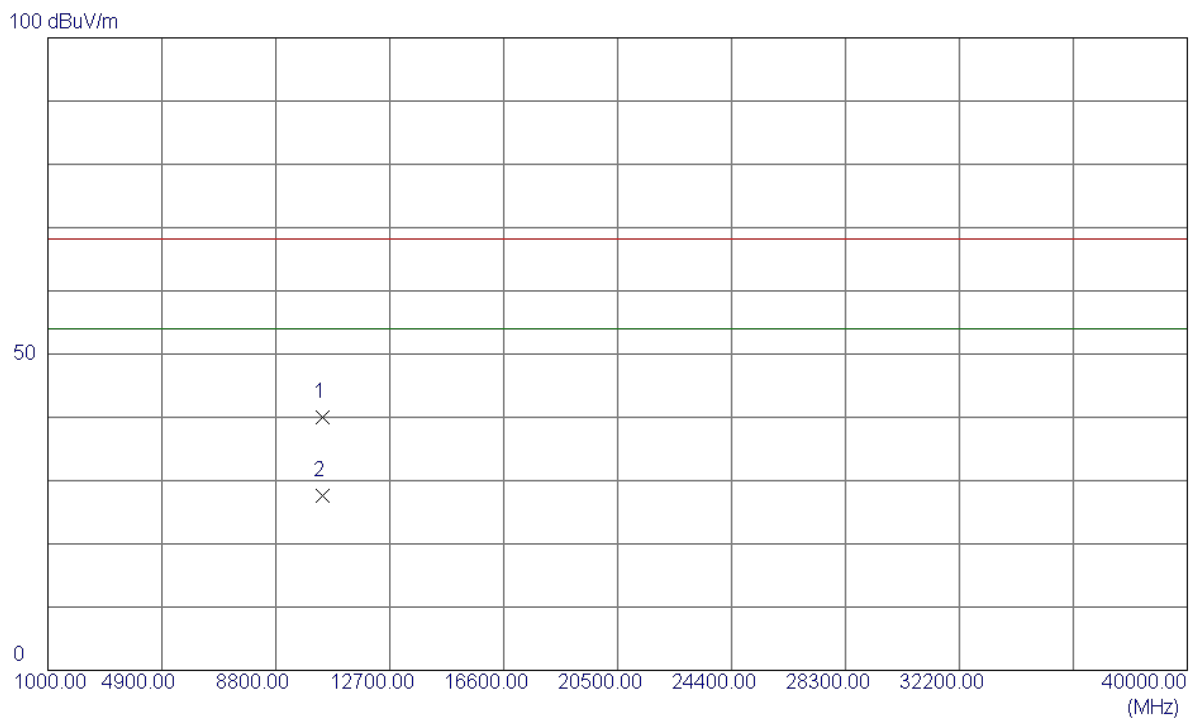
Vertical



| No. | Freq. MHz | Reading Level dBuV/m | Correct Factor dB | Measure ment dBuV/m | Limit dBuV/m | Over dB | Detector | Comment |
|-----|--------------|----------------------------|-------------------------|---------------------------|-----------------|------------|----------|----------|
| 1 | 5150.0000 | 10.36 | 41.40 | 51.76 | 68.30 | -16.54 | Peak | |
| 2 | 5150.0000 | 1.60 | 41.40 | 43.00 | 54.00 | -11.00 | AVG | |
| 3 | 5218.8000 | 35.66 | 41.63 | 77.29 | 54.00 | 23.29 | AVG | no limit |
| 4 | 5222.8000 | 45.54 | 41.65 | 87.19 | 68.30 | 18.89 | Peak | no limit |

| | |
|------------------|------------------------------|
| Orthogonal Axis: | X |
| Test Mode: | UNII-1/ TX AC80 Mode 5210MHz |

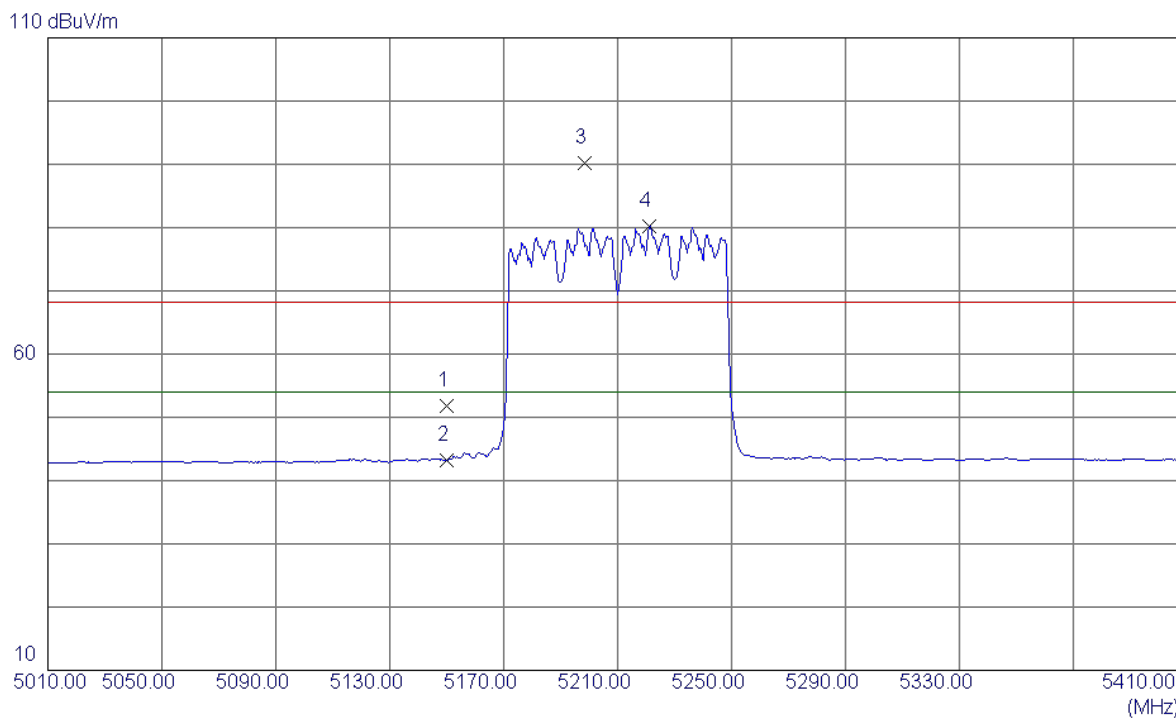
Vertical



| No. | Freq. MHz | Reading Level dBuV/m | Correct Factor dB | Measure ment dBuV/m | Limit dBuV/m | Over dB | Detector | Comment |
|-----|--------------|----------------------------|-------------------------|---------------------------|-----------------|------------|----------|---------|
| 1 | 10420.1900 | 25.48 | 14.44 | 39.92 | 68.30 | -28.38 | Peak | |
| 2 | 10420.2650 | 13.16 | 14.44 | 27.60 | 54.00 | -26.40 | AVG | |

| | |
|------------------|------------------------------|
| Orthogonal Axis: | X |
| Test Mode: | UNII-1/ TX AC80 Mode 5210MHz |

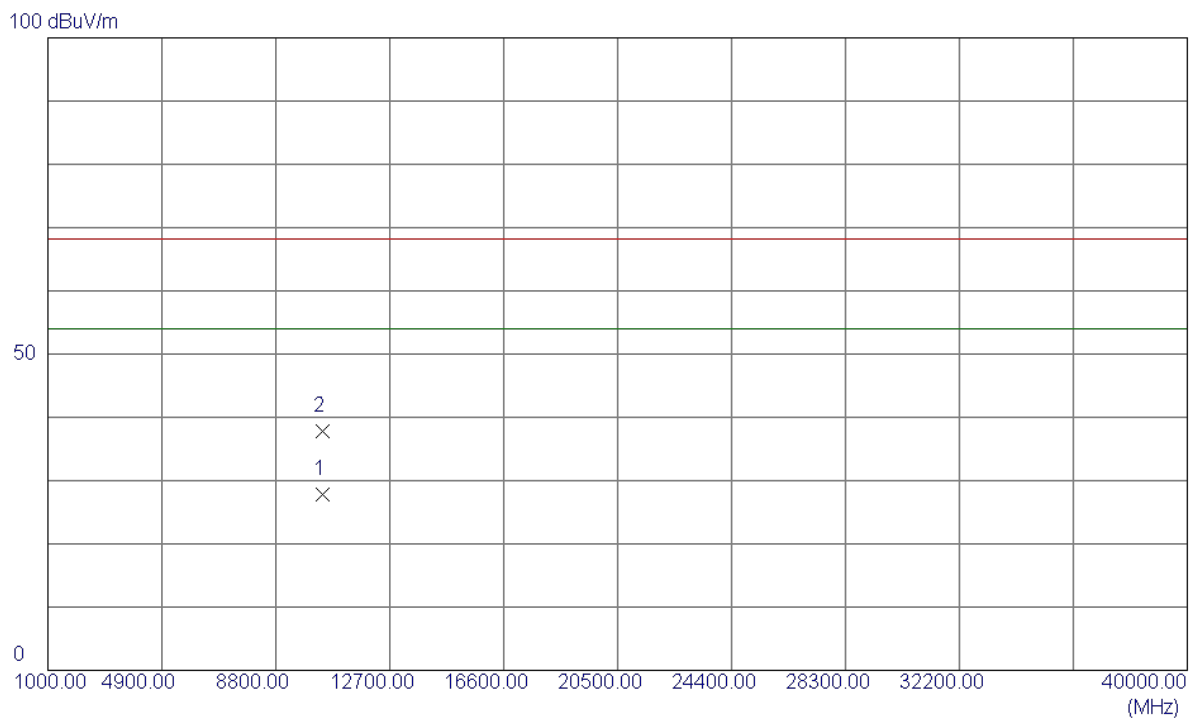
Horizontal



| No. | Freq. MHz | Reading Level dBuV/m | Correct Factor dB | Measure ment dBuV/m | Limit dBuV/m | Over dB | Detector | Comment |
|-----|--------------|----------------------------|-------------------------|---------------------------|-----------------|------------|----------|----------|
| 1 | 5150.0000 | 10.31 | 41.40 | 51.71 | 68.30 | -16.59 | Peak | |
| 2 | 5150.0000 | 1.85 | 41.40 | 43.25 | 54.00 | -10.75 | AVG | |
| 3 | 5198.4000 | 48.57 | 41.56 | 90.13 | 68.30 | 21.83 | Peak | no limit |
| 4 | 5221.2000 | 38.51 | 41.64 | 80.15 | 54.00 | 26.15 | AVG | no limit |

| | |
|------------------|------------------------------|
| Orthogonal Axis: | X |
| Test Mode: | UNII-1/ TX AC80 Mode 5210MHz |

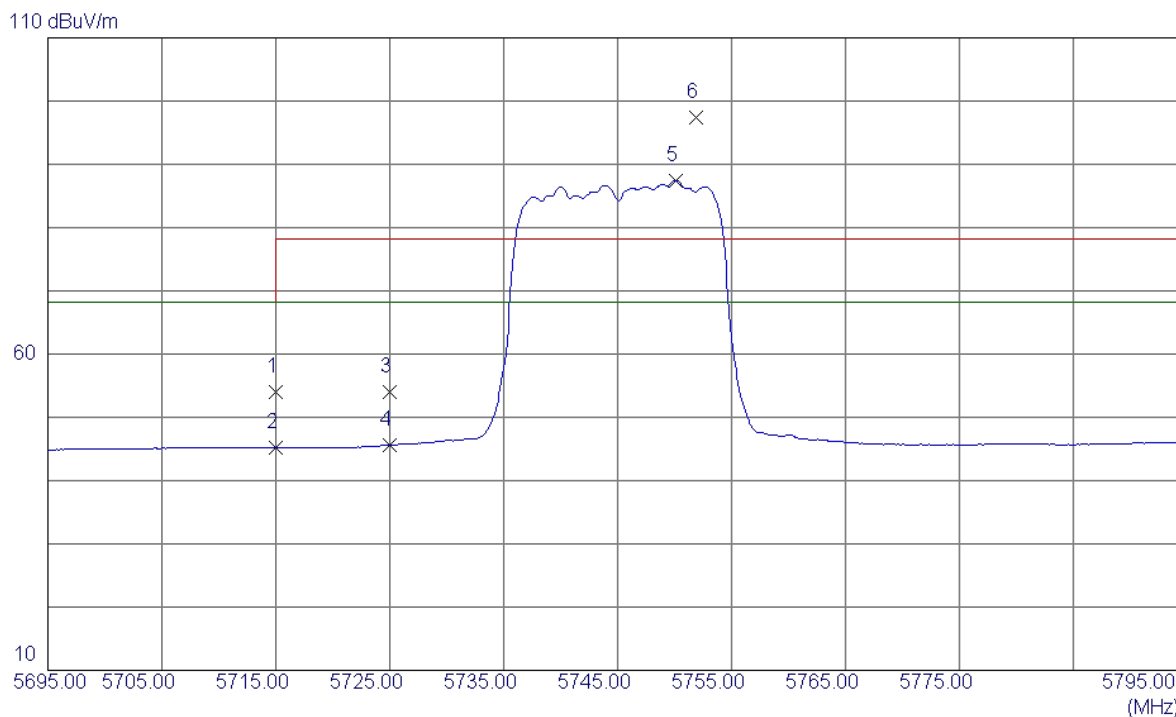
Horizontal



| No. | Freq. MHz | Reading Level dBuV/m | Correct Factor dB | Measure ment dBuV/m | Limit dBuV/m | Over dB | Detector | Comment |
|-----|--------------|----------------------------|-------------------------|---------------------------|-----------------|------------|----------|---------|
| 1 | 10420.1700 | 13.35 | 14.44 | 27.79 | 54.00 | -26.21 | AVG | |
| 2 | 10420.3800 | 23.45 | 14.44 | 37.89 | 68.30 | -30.41 | Peak | |

| | |
|------------------|-----------------------------|
| Orthogonal Axis: | X |
| Test Mode: | UNII-3/TX AC20 Mode 5745MHz |

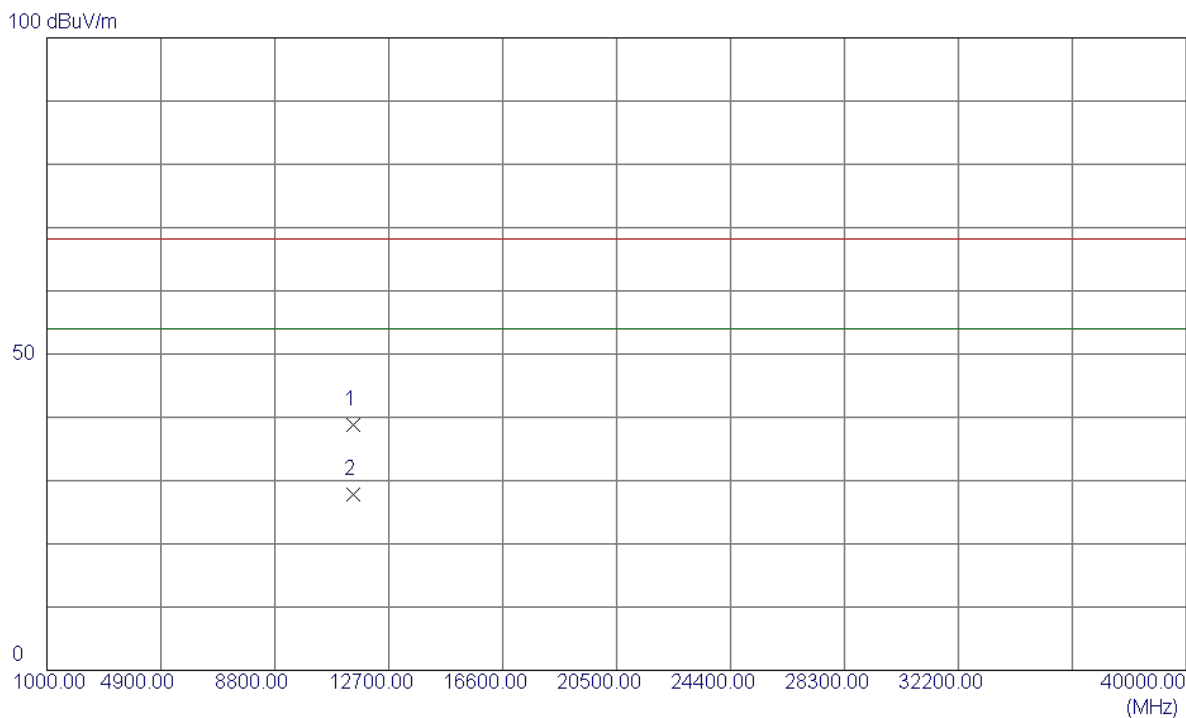
Vertical



| No. | Freq. MHz | Reading Level dBuV/m | Correct Factor dB | Measure ment dBuV/m | Limit dBuV/m | Over dB | Detector | Comment |
|-----|--------------|----------------------------|-------------------------|---------------------------|-----------------|------------|----------|----------|
| 1 | 5715.0000 | 10.91 | 43.04 | 53.95 | 68.30 | -14.35 | Peak | |
| 2 | 5715.0000 | 2.11 | 43.04 | 45.15 | 68.30 | -23.15 | AVG | no limit |
| 3 | 5725.0000 | 11.01 | 43.06 | 54.07 | 78.30 | -24.23 | Peak | |
| 4 | 5725.0000 | 2.55 | 43.06 | 45.61 | 68.30 | -22.69 | AVG | |
| 5 | 5750.1000 | 44.35 | 43.12 | 87.47 | 68.30 | 19.17 | AVG | no limit |
| 6 | 5751.9000 | 54.31 | 43.12 | 97.43 | 78.30 | 19.13 | Peak | no limit |

| | |
|------------------|-----------------------------|
| Orthogonal Axis: | X |
| Test Mode: | UNII-3/TX AC20 Mode 5745MHz |

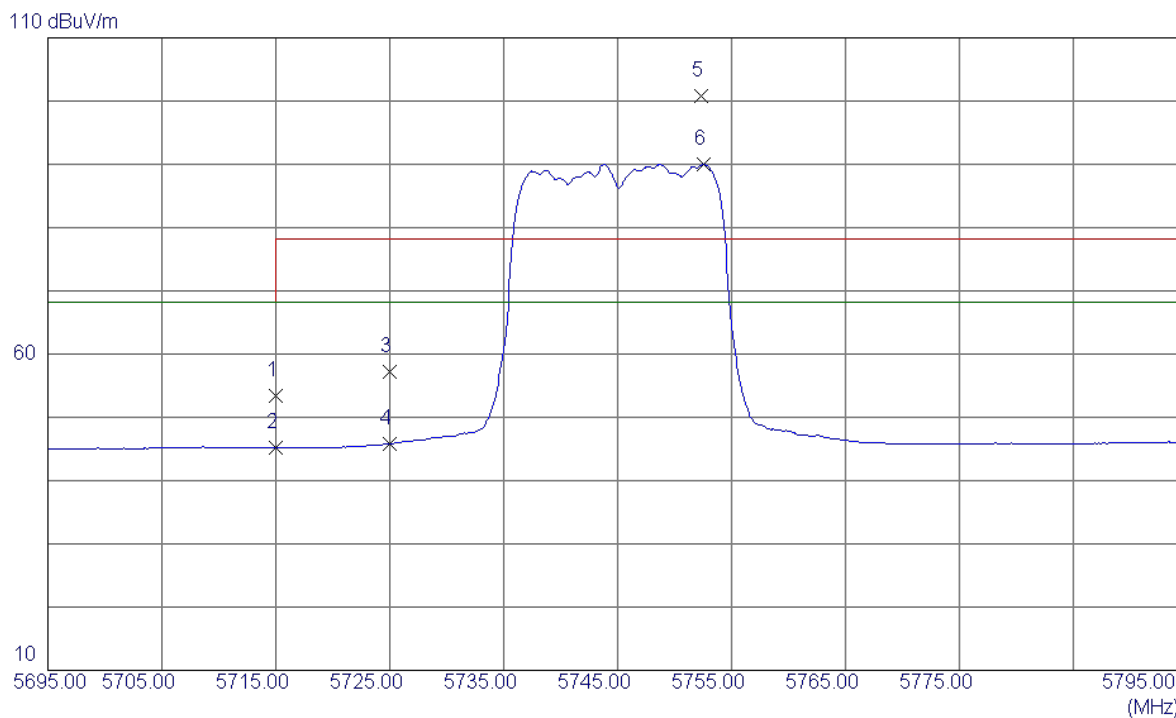
Vertical



| No. | Freq. MHz | Reading Level dBuV/m | Correct Factor dB | Measure ment dBuV/m | Limit dBuV/m | Over dB | Detector | Comment |
|-----|--------------|----------------------------|-------------------------|---------------------------|-----------------|------------|----------|---------|
| 1 | 11490.1050 | 23.31 | 15.52 | 38.83 | 68.30 | -29.47 | Peak | |
| 2 | 11490.1350 | 12.32 | 15.52 | 27.84 | 54.00 | -26.16 | AVG | |

| | |
|------------------|-----------------------------|
| Orthogonal Axis: | X |
| Test Mode: | UNII-3/TX AC20 Mode 5745MHz |

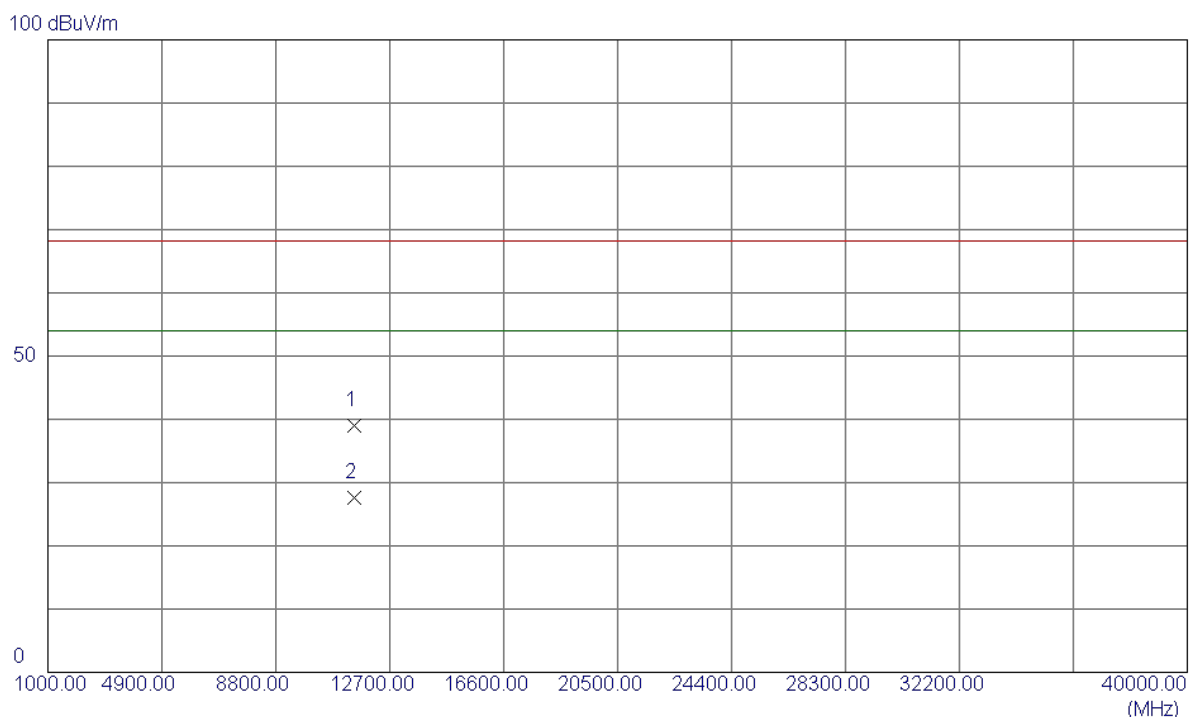
Horizontal



| No. | Freq. MHz | Reading Level dBuV/m | Correct Factor dB | Measure ment dBuV/m | Limit dBuV/m | Over dB | Detector | Comment |
|-----|--------------|----------------------------|-------------------------|---------------------------|-----------------|------------|----------|----------|
| 1 | 5715.0000 | 10.37 | 43.04 | 53.41 | 68.30 | -14.89 | Peak | |
| 2 | 5715.0000 | 2.16 | 43.04 | 45.20 | 68.30 | -23.10 | AVG | no limit |
| 3 | 5725.0000 | 14.18 | 43.06 | 57.24 | 78.30 | -21.06 | Peak | |
| 4 | 5725.0000 | 2.75 | 43.06 | 45.81 | 68.30 | -22.49 | AVG | |
| 5 | 5752.3000 | 57.67 | 43.12 | 100.79 | 78.30 | 22.49 | Peak | no limit |
| 6 | 5752.6000 | 46.94 | 43.12 | 90.06 | 68.30 | 21.76 | AVG | no limit |

| | |
|------------------|-----------------------------|
| Orthogonal Axis: | X |
| Test Mode: | UNII-3/TX AC20 Mode 5745MHz |

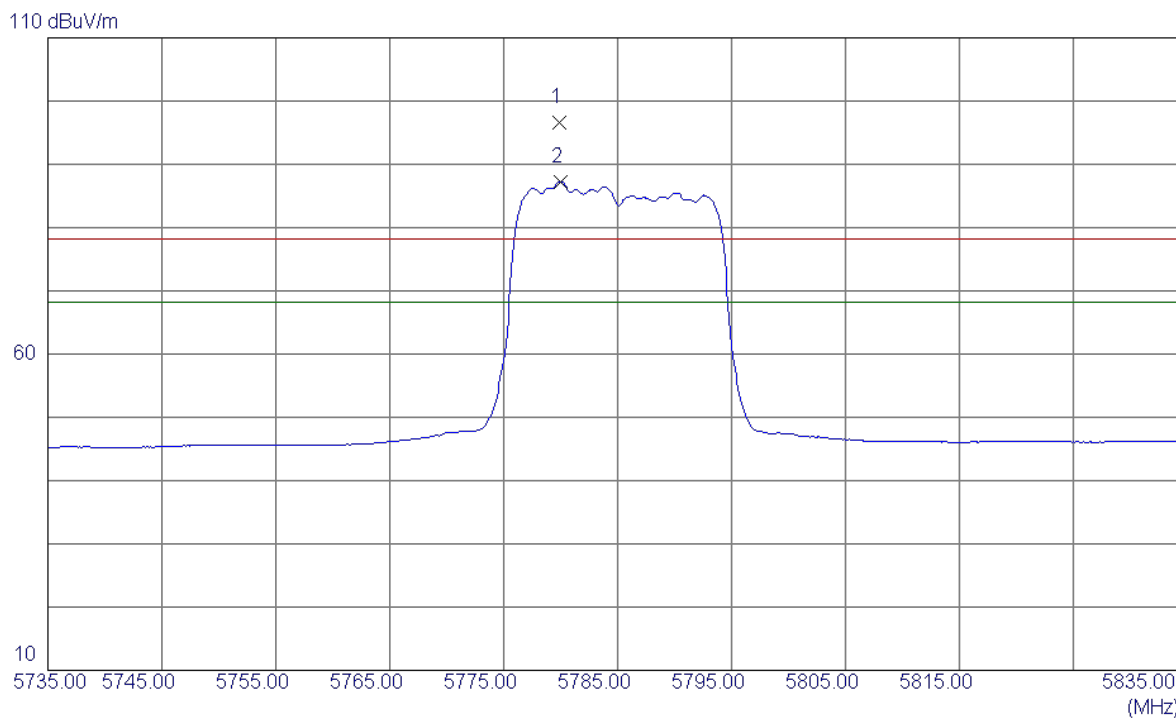
Horizontal



| No. | Freq. MHz | Reading Level dBuV/m | Correct Factor dB | Measure ment dBuV/m | Limit dBuV/m | Over dB | Detector | Comment |
|-----|--------------|----------------------------|-------------------------|---------------------------|-----------------|------------|----------|---------|
| 1 | 11489.9400 | 23.41 | 15.52 | 38.93 | 68.30 | -29.37 | Peak | |
| 2 | 11490.1050 | 12.09 | 15.52 | 27.61 | 54.00 | -26.39 | AVG | |

| | |
|------------------|-----------------------------|
| Orthogonal Axis: | X |
| Test Mode: | UNII-3/TX AC20 Mode 5785MHz |

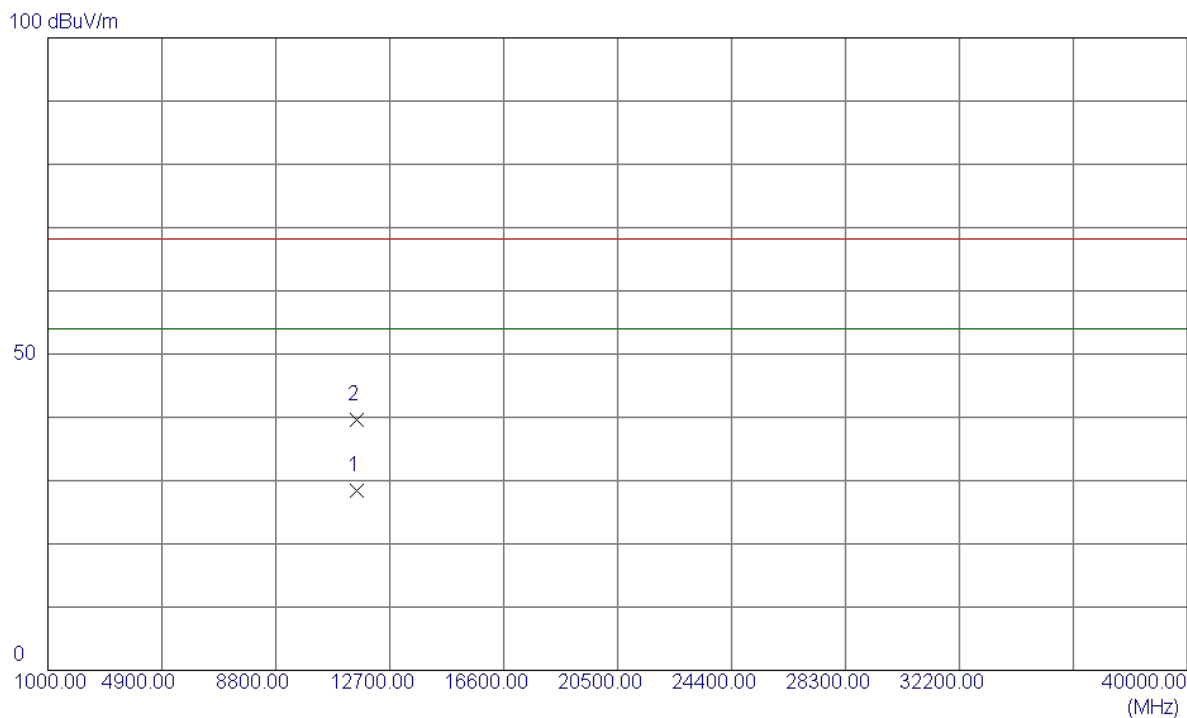
Vertical



| No. | Freq. MHz | Reading Level dBuV/m | Correct Factor dB | Measure ment dBuV/m | Limit dBuV/m | Over dB | Detector | Comment |
|-----|--------------|----------------------------|-------------------------|---------------------------|-----------------|------------|----------|----------|
| 1 | 5779.9000 | 53.44 | 43.18 | 96.62 | 78.30 | 18.32 | Peak | no limit |
| 2 | 5780.0000 | 44.11 | 43.18 | 87.29 | 68.30 | 18.99 | AVG | no limit |

| | |
|------------------|-----------------------------|
| Orthogonal Axis: | X |
| Test Mode: | UNII-3/TX AC20 Mode 5785MHz |

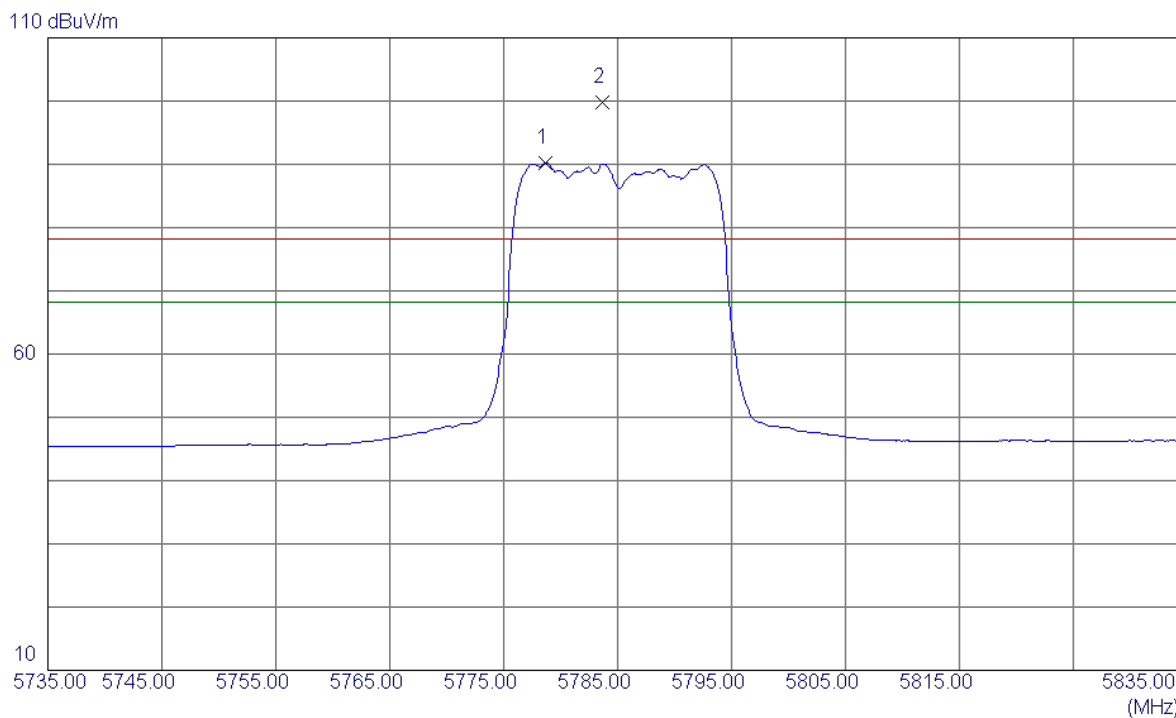
Vertical



| No. | Freq. MHz | Reading Level dBuV/m | Correct Factor dB | Measure ment dBuV/m | Limit dBuV/m | Over dB | Detector | Comment |
|-----|--------------|----------------------------|-------------------------|---------------------------|-----------------|------------|----------|---------|
| 1 | 11569.9850 | 12.92 | 15.55 | 28.47 | 54.00 | -25.53 | AVG | |
| 2 | 11570.2050 | 24.08 | 15.55 | 39.63 | 68.30 | -28.67 | Peak | |

| | |
|------------------|-----------------------------|
| Orthogonal Axis: | X |
| Test Mode: | UNII-3/TX AC20 Mode 5785MHz |

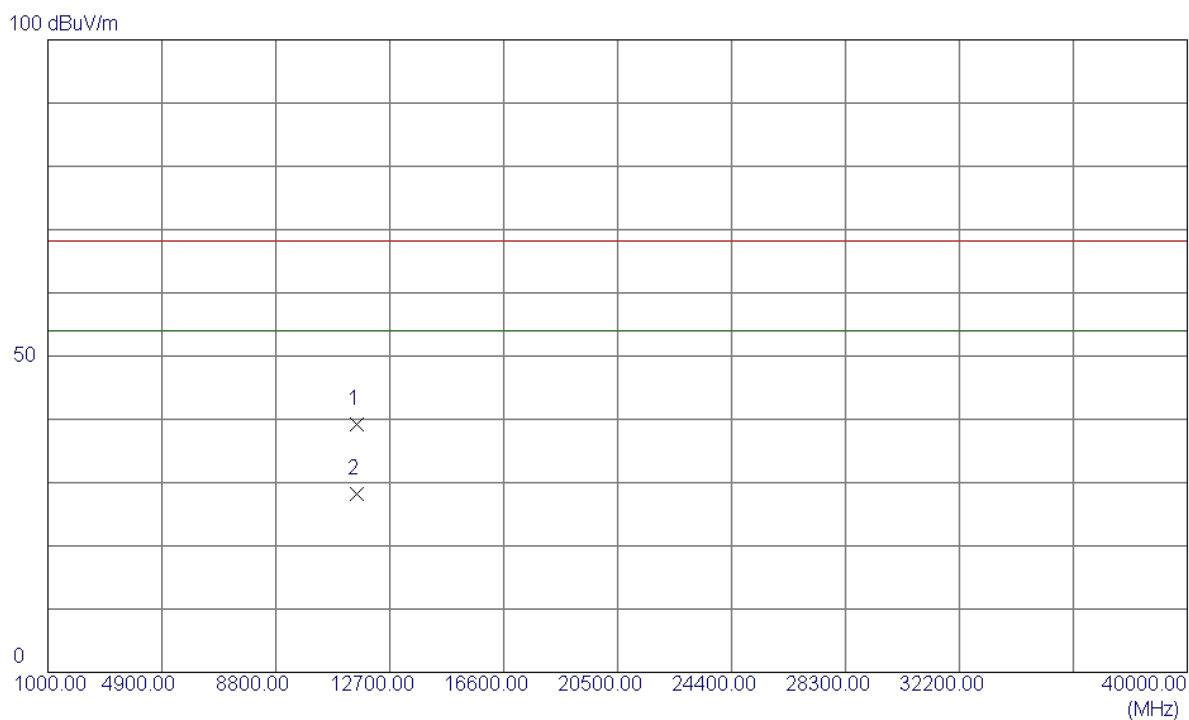
Horizontal



| No. | Freq. MHz | Reading Level dBuV/m | Correct Factor dB | Measure ment dBuV/m | Limit dBuV/m | Over dB | Detector | Comment |
|-----|--------------|----------------------------|-------------------------|---------------------------|-----------------|------------|----------|----------|
| 1 | 5778.7000 | 47.03 | 43.18 | 90.21 | 68.30 | 21.91 | AVG | no limit |
| 2 | 5783.7000 | 56.69 | 43.19 | 99.88 | 78.30 | 21.58 | Peak | no limit |

| | |
|------------------|-----------------------------|
| Orthogonal Axis: | X |
| Test Mode: | UNII-3/TX AC20 Mode 5785MHz |

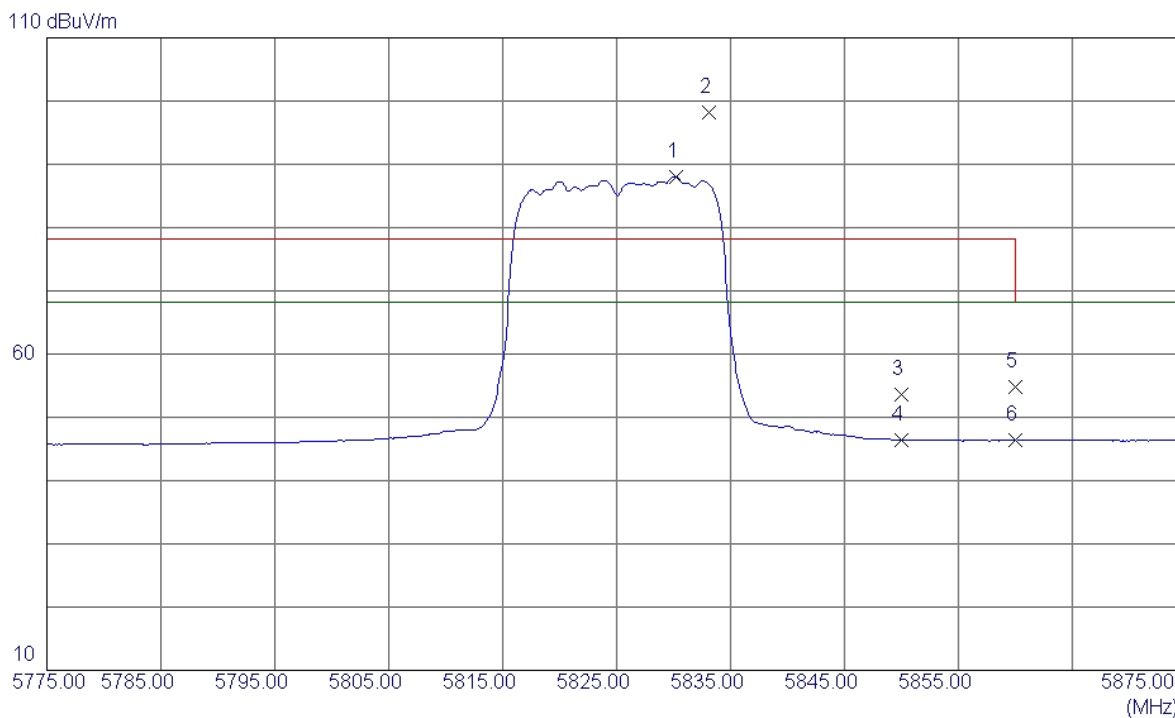
Horizontal



| No. | Freq. MHz | Reading Level dBuV/m | Correct Factor dB | Measure ment dBuV/m | Limit dBuV/m | Over dB | Detector | Comment |
|-----|--------------|----------------------------|-------------------------|---------------------------|-----------------|------------|----------|---------|
| 1 | 11570.0450 | 23.66 | 15.55 | 39.21 | 68.30 | -29.09 | Peak | |
| 2 | 11570.0950 | 12.66 | 15.55 | 28.21 | 54.00 | -25.79 | AVG | |

| | |
|------------------|-----------------------------|
| Orthogonal Axis: | X |
| Test Mode: | UNII-3/TX AC20 Mode 5825MHz |

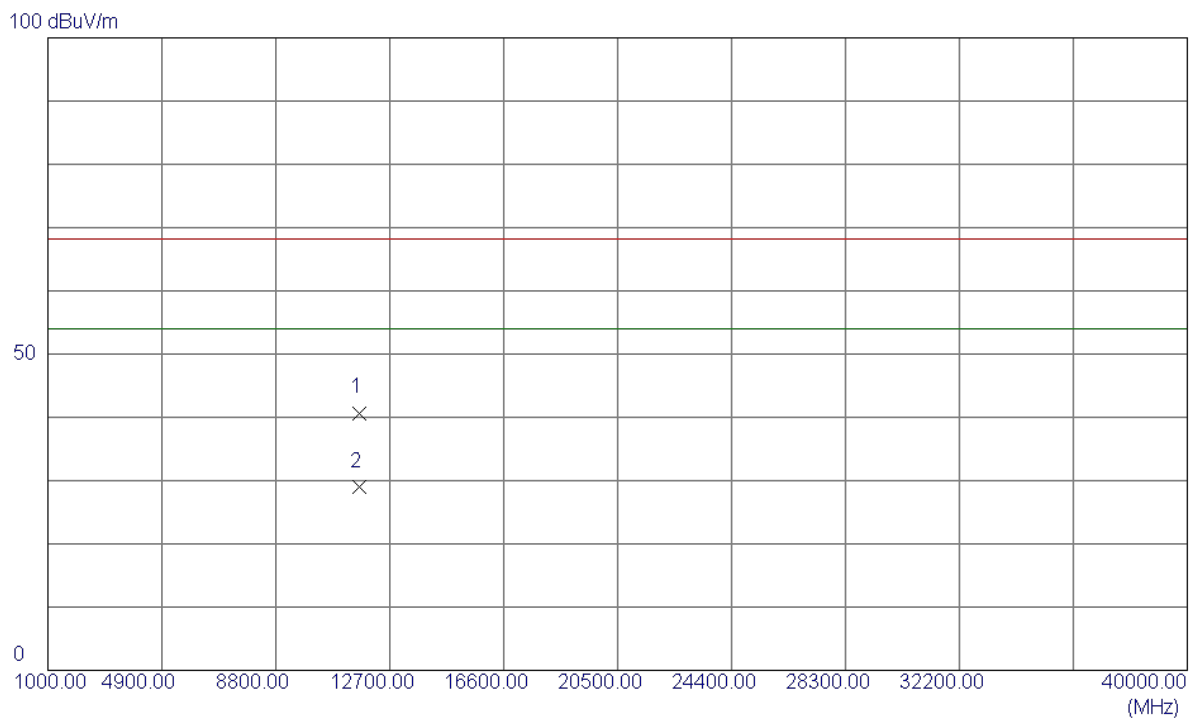
Vertical



| No. | Freq. MHz | Reading Level dBuV/m | Correct Factor dB | Measure ment dBuV/m | Limit dBuV/m | Over dB | Detector | Comment |
|-----|--------------|----------------------------|-------------------------|---------------------------|-----------------|------------|----------|----------|
| 1 | 5830.2000 | 44.75 | 43.29 | 88.04 | 68.30 | 19.74 | AVG | no limit |
| 2 | 5833.1000 | 54.92 | 43.30 | 98.22 | 78.30 | 19.92 | Peak | no limit |
| 3 | 5850.0000 | 10.32 | 43.34 | 53.66 | 78.30 | -24.64 | Peak | |
| 4 | 5850.0000 | 3.05 | 43.34 | 46.39 | 68.30 | -21.91 | AVG | |
| 5 | 5860.0000 | 11.41 | 43.36 | 54.77 | 68.30 | -13.53 | Peak | |
| 6 | 5860.0000 | 2.95 | 43.36 | 46.31 | 68.30 | -21.99 | AVG | |

| | |
|------------------|-----------------------------|
| Orthogonal Axis: | X |
| Test Mode: | UNII-3/TX AC20 Mode 5825MHz |

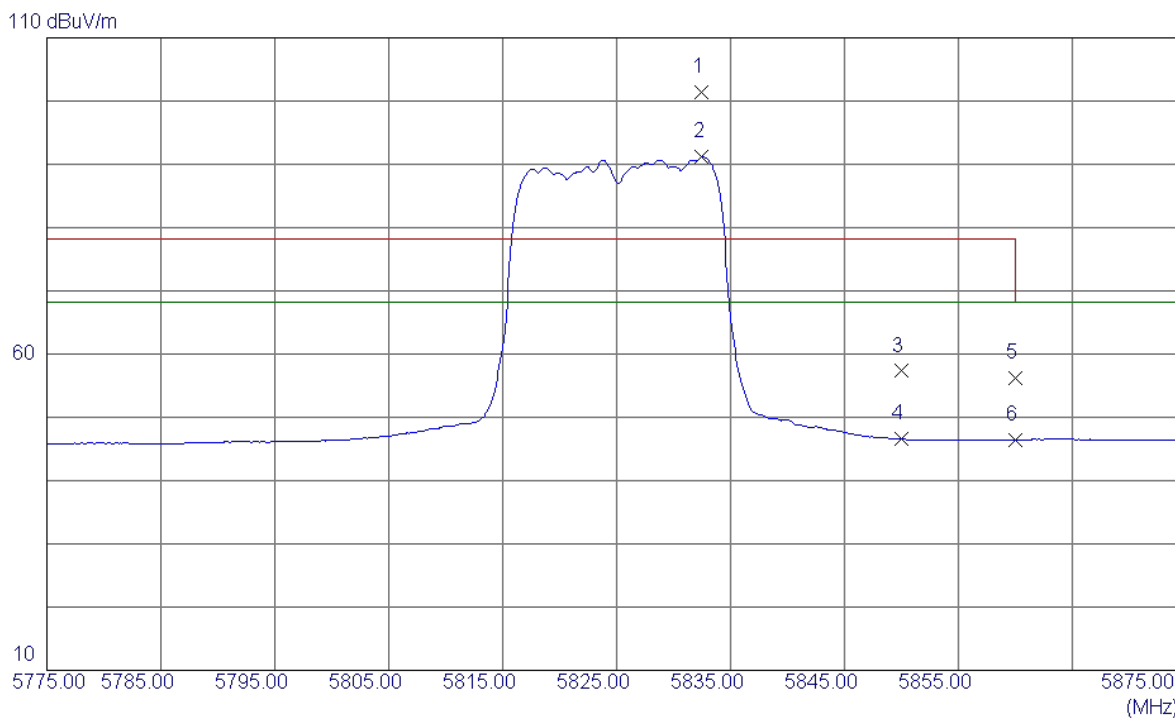
Vertical



| No. | Freq. MHz | Reading Level dBuV/m | Correct Factor dB | Measure ment dBuV/m | Limit dBuV/m | Over dB | Detector | Comment |
|-----|--------------|----------------------------|-------------------------|---------------------------|-----------------|------------|----------|---------|
| 1 | 11649.7350 | 25.12 | 15.58 | 40.70 | 68.30 | -27.60 | Peak | |
| 2 | 11650.0750 | 13.37 | 15.58 | 28.95 | 54.00 | -25.05 | AVG | |

| | |
|------------------|-----------------------------|
| Orthogonal Axis: | X |
| Test Mode: | UNII-3/TX AC20 Mode 5825MHz |

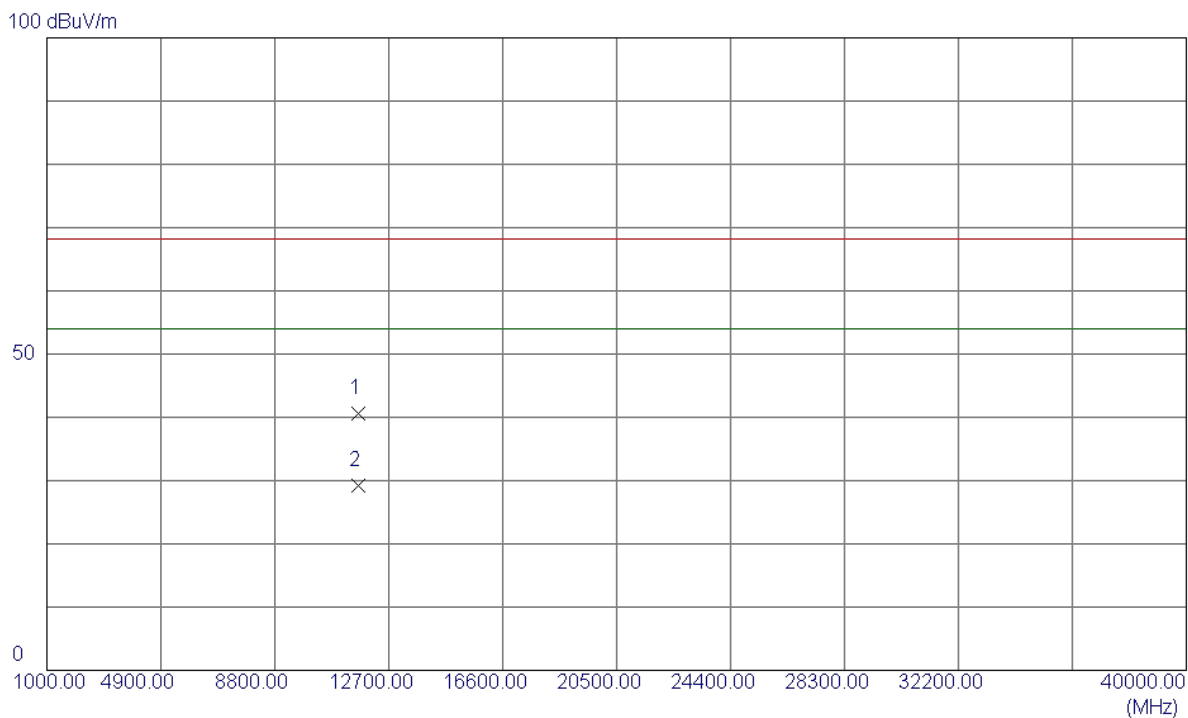
Horizontal



| No. | Freq. MHz | Reading Level dBuV/m | Correct Factor dB | Measure ment dBuV/m | Limit dBuV/m | Over dB | Detector | Comment |
|-----|--------------|----------------------------|-------------------------|---------------------------|-----------------|------------|----------|----------|
| 1 | 5832.4000 | 58.06 | 43.30 | 101.36 | 78.30 | 23.06 | Peak | no limit |
| 2 | 5832.5000 | 47.92 | 43.30 | 91.22 | 68.30 | 22.92 | AVG | no limit |
| 3 | 5850.0000 | 13.96 | 43.34 | 57.30 | 78.30 | -21.00 | Peak | |
| 4 | 5850.0000 | 3.22 | 43.34 | 46.56 | 68.30 | -21.74 | AVG | |
| 5 | 5860.0000 | 12.76 | 43.36 | 56.12 | 68.30 | -12.18 | Peak | |
| 6 | 5860.0000 | 3.09 | 43.36 | 46.45 | 68.30 | -21.85 | AVG | |

| | |
|------------------|-----------------------------|
| Orthogonal Axis: | X |
| Test Mode: | UNII-3/TX AC20 Mode 5825MHz |

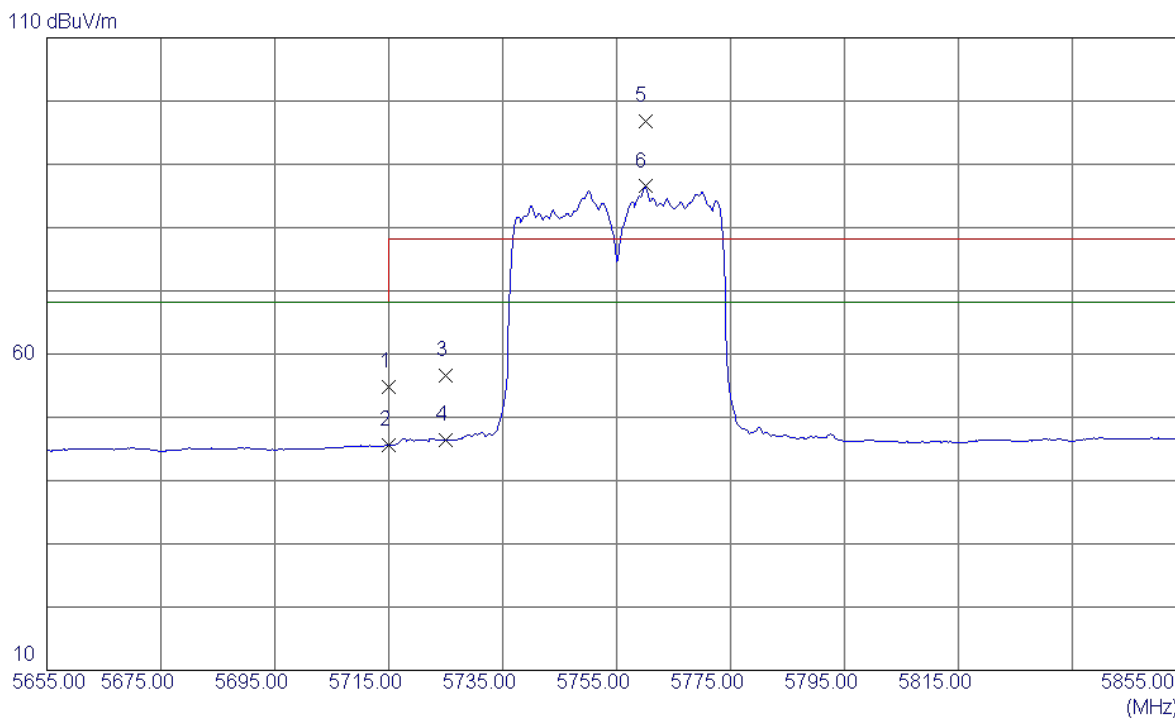
Horizontal



| No. | Freq. MHz | Reading Level dBuV/m | Correct Factor dB | Measure ment dBuV/m | Limit dBuV/m | Over dB | Detector | Comment |
|-----|--------------|----------------------------|-------------------------|---------------------------|-----------------|------------|----------|---------|
| 1 | 11650.0150 | 24.93 | 15.58 | 40.51 | 68.30 | -27.79 | Peak | |
| 2 | 11650.1300 | 13.58 | 15.58 | 29.16 | 54.00 | -24.84 | AVG | |

| | |
|------------------|-----------------------------|
| Orthogonal Axis: | X |
| Test Mode: | UNII-3/TX AC40 Mode 5755MHz |

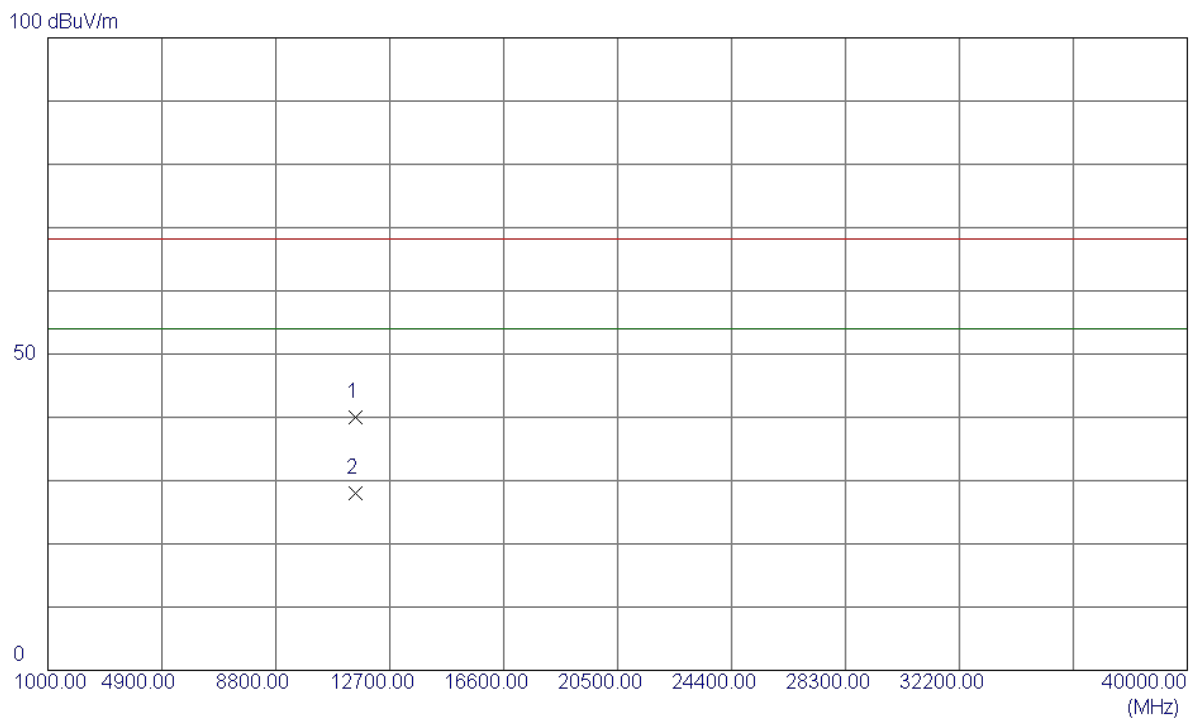
Vertical



| No. | Freq. MHz | Reading Level dBuV/m | Correct Factor dB | Measure ment dBuV/m | Limit dBuV/m | Over dB | Detector | Comment |
|-----|--------------|----------------------------|-------------------------|---------------------------|-----------------|------------|----------|----------|
| 1 | 5715.0000 | 11.71 | 43.04 | 54.75 | 68.30 | -13.55 | Peak | |
| 2 | 5715.0000 | 2.51 | 43.04 | 45.55 | 68.30 | -22.75 | AVG | no limit |
| 3 | 5725.0000 | 13.58 | 43.06 | 56.64 | 78.30 | -21.66 | Peak | |
| 4 | 5725.0000 | 3.36 | 43.06 | 46.42 | 68.30 | -21.88 | AVG | |
| 5 | 5760.0000 | 53.66 | 43.14 | 96.80 | 78.30 | 18.50 | Peak | no limit |
| 6 | 5760.0000 | 43.36 | 43.14 | 86.50 | 68.30 | 18.20 | AVG | no limit |

| | |
|------------------|-----------------------------|
| Orthogonal Axis: | X |
| Test Mode: | UNII-3/TX AC40 Mode 5755MHz |

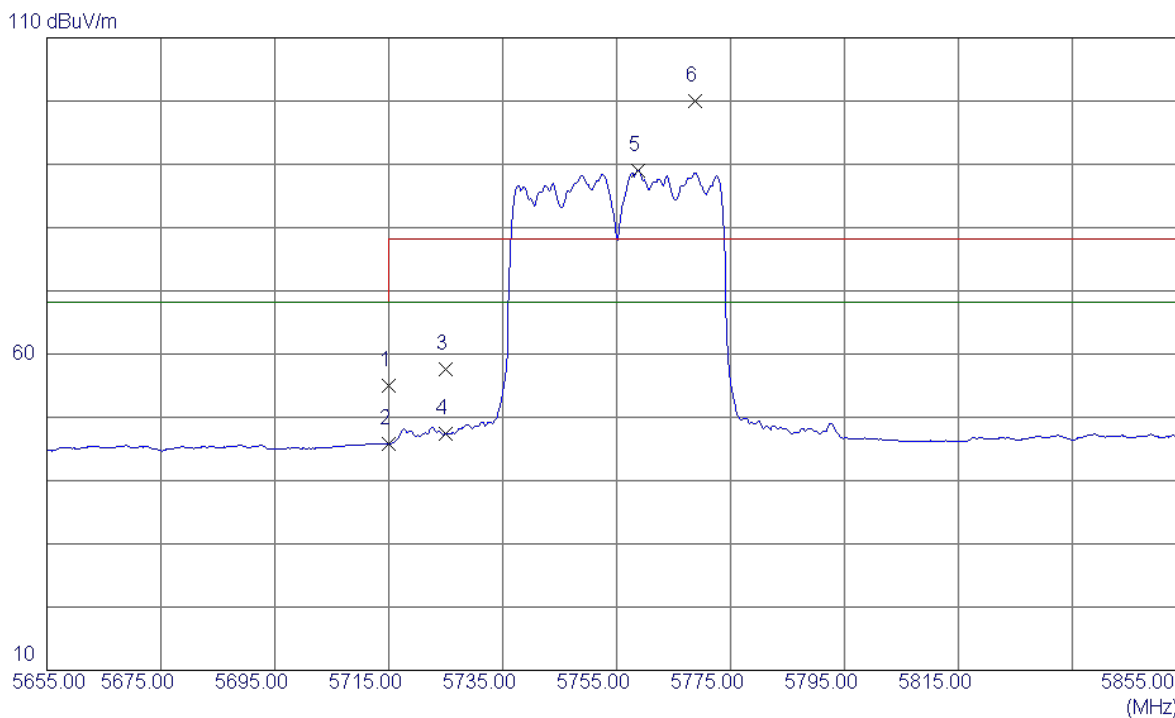
Vertical



| No. | Freq. MHz | Reading Level dBuV/m | Correct Factor dB | Measure ment dBuV/m | Limit dBuV/m | Over dB | Detector | Comment |
|-----|--------------|----------------------------|-------------------------|---------------------------|-----------------|------------|----------|---------|
| 1 | 11510.1050 | 24.43 | 15.52 | 39.95 | 68.30 | -28.35 | Peak | |
| 2 | 11510.1600 | 12.52 | 15.52 | 28.04 | 54.00 | -25.96 | AVG | |

| | |
|------------------|-----------------------------|
| Orthogonal Axis: | X |
| Test Mode: | UNII-3/TX AC40 Mode 5755MHz |

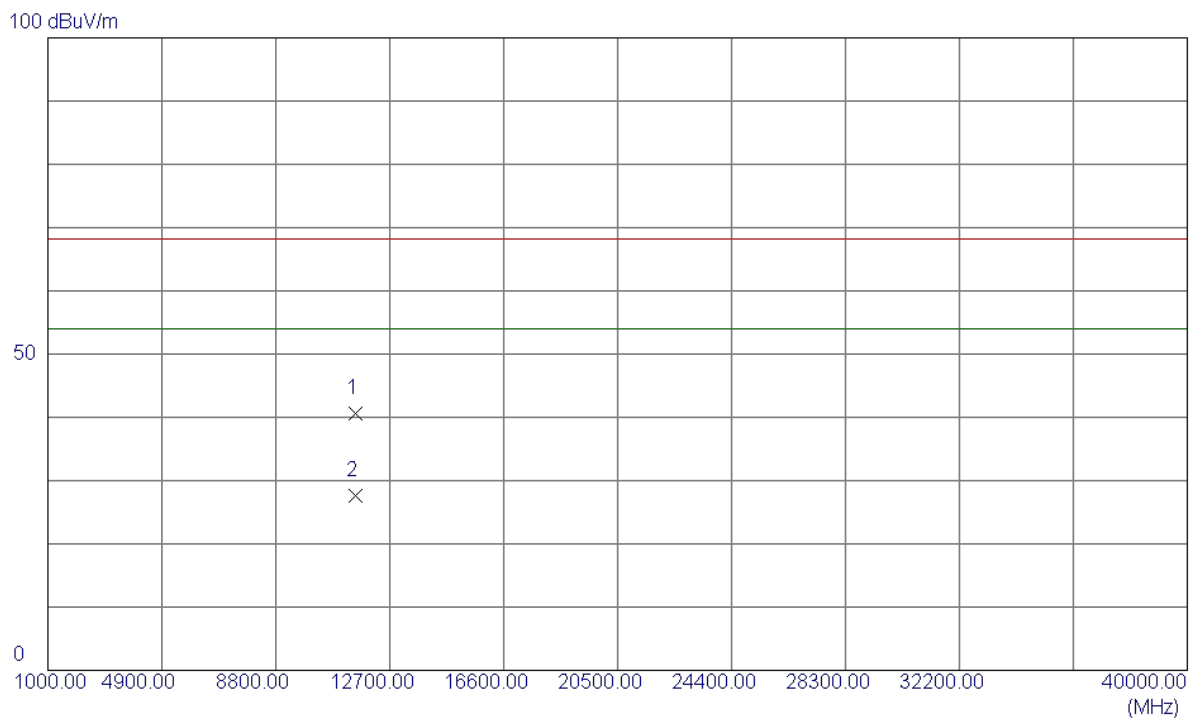
Horizontal



| No. | Freq. MHz | Reading Level dBuV/m | Correct Factor dB | Measure ment dBuV/m | Limit dBuV/m | Over dB | Detector | Comment |
|-----|--------------|----------------------------|-------------------------|---------------------------|-----------------|------------|----------|----------|
| 1 | 5715.0000 | 11.88 | 43.04 | 54.92 | 68.30 | -13.38 | Peak | |
| 2 | 5715.0000 | 2.80 | 43.04 | 45.84 | 68.30 | -22.46 | AVG | no limit |
| 3 | 5725.0000 | 14.47 | 43.06 | 57.53 | 78.30 | -20.77 | Peak | |
| 4 | 5725.0000 | 4.29 | 43.06 | 47.35 | 68.30 | -20.95 | AVG | |
| 5 | 5758.8000 | 45.92 | 43.13 | 89.05 | 68.30 | 20.75 | AVG | no limit |
| 6 | 5768.8000 | 56.75 | 43.16 | 99.91 | 78.30 | 21.61 | Peak | no limit |

| | |
|------------------|-----------------------------|
| Orthogonal Axis: | X |
| Test Mode: | UNII-3/TX AC40 Mode 5755MHz |

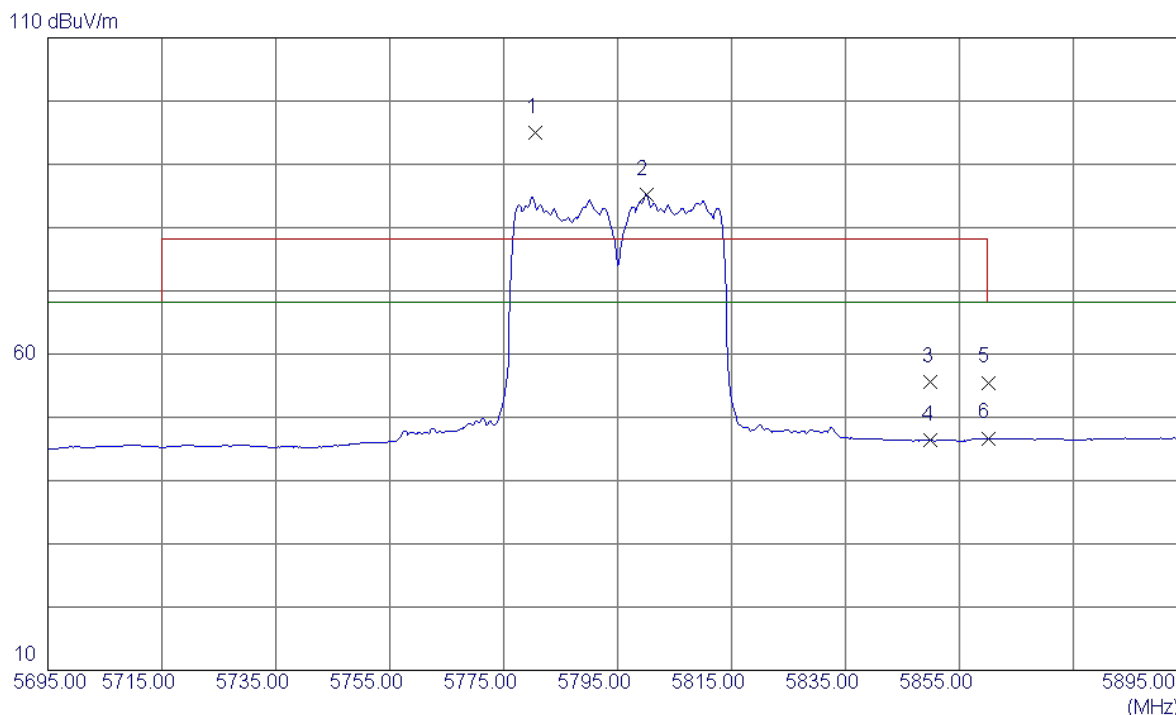
Horizontal



| No. | Freq. MHz | Reading Level dBuV/m | Correct Factor dB | Measure ment dBuV/m | Limit dBuV/m | Over dB | Detector | Comment |
|-----|--------------|----------------------------|-------------------------|---------------------------|-----------------|------------|----------|---------|
| 1 | 11509.8850 | 25.02 | 15.52 | 40.54 | 68.30 | -27.76 | Peak | |
| 2 | 11510.0450 | 12.00 | 15.52 | 27.52 | 54.00 | -26.48 | AVG | |

| | |
|------------------|-----------------------------|
| Orthogonal Axis: | X |
| Test Mode: | UNII-3/TX AC40 Mode 5795MHz |

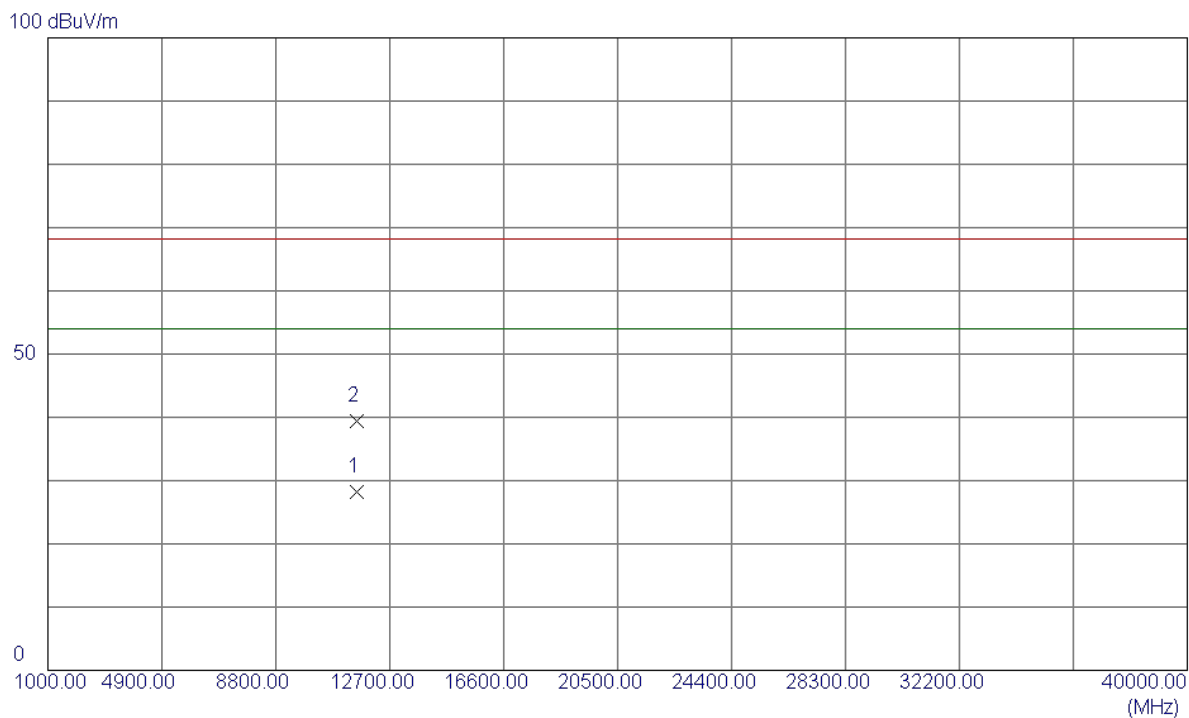
Vertical



| No. | Freq. MHz | Reading Level dBuV/m | Correct Factor dB | Measure ment dBuV/m | Limit dBuV/m | Over dB | Detector | Comment |
|-----|--------------|----------------------------|-------------------------|---------------------------|-----------------|------------|----------|----------|
| 1 | 5780.6000 | 51.76 | 43.18 | 94.94 | 78.30 | 16.64 | Peak | no limit |
| 2 | 5800.0000 | 42.04 | 43.23 | 85.27 | 68.30 | 16.97 | AVG | no limit |
| 3 | 5850.0000 | 12.24 | 43.34 | 55.58 | 78.30 | -22.72 | Peak | |
| 4 | 5850.0000 | 2.98 | 43.34 | 46.32 | 68.30 | -21.98 | AVG | |
| 5 | 5860.0000 | 12.14 | 43.36 | 55.50 | 68.30 | -12.80 | Peak | |
| 6 | 5860.0000 | 3.34 | 43.36 | 46.70 | 68.30 | -21.60 | AVG | |

| | |
|------------------|-----------------------------|
| Orthogonal Axis: | X |
| Test Mode: | UNII-3/TX AC40 Mode 5795MHz |

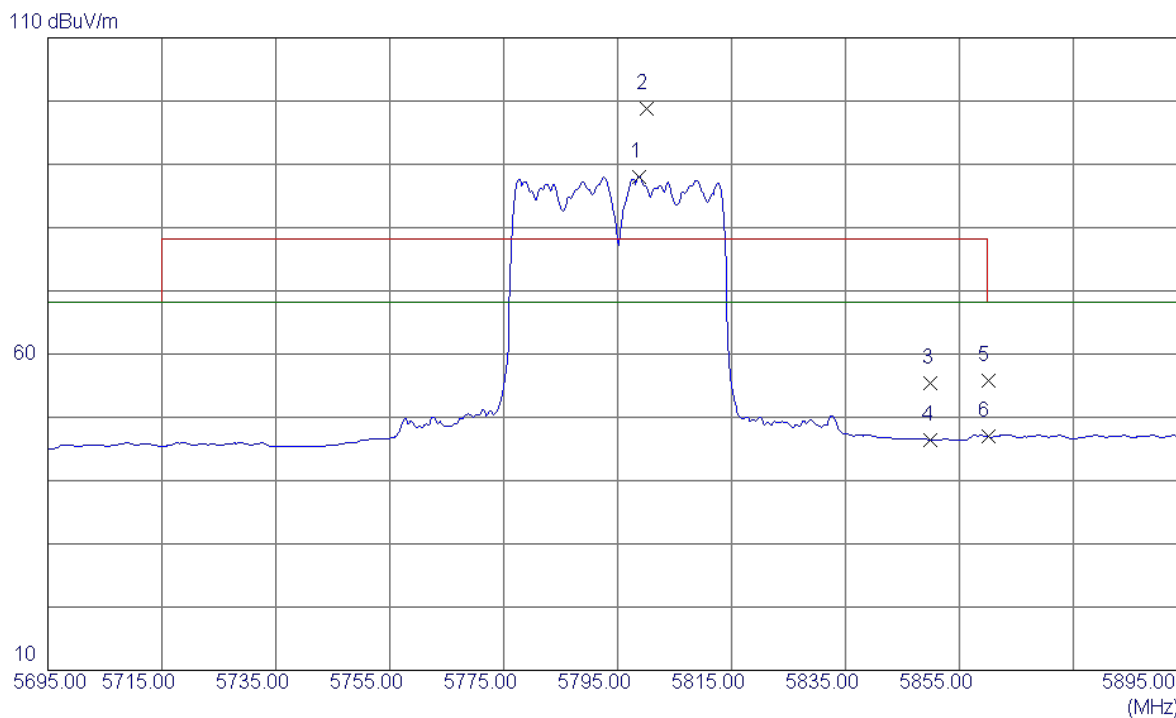
Vertical



| No. | Freq. MHz | Reading Level dBuV/m | Correct Factor dB | Measure ment dBuV/m | Limit dBuV/m | Over dB | Detector | Comment |
|-----|--------------|----------------------------|-------------------------|---------------------------|-----------------|------------|----------|---------|
| 1 | 11590.2000 | 12.65 | 15.55 | 28.20 | 54.00 | -25.80 | AVG | |
| 2 | 11590.7550 | 23.93 | 15.55 | 39.48 | 68.30 | -28.82 | Peak | |

| | |
|------------------|-----------------------------|
| Orthogonal Axis: | X |
| Test Mode: | UNII-3/TX AC40 Mode 5795MHz |

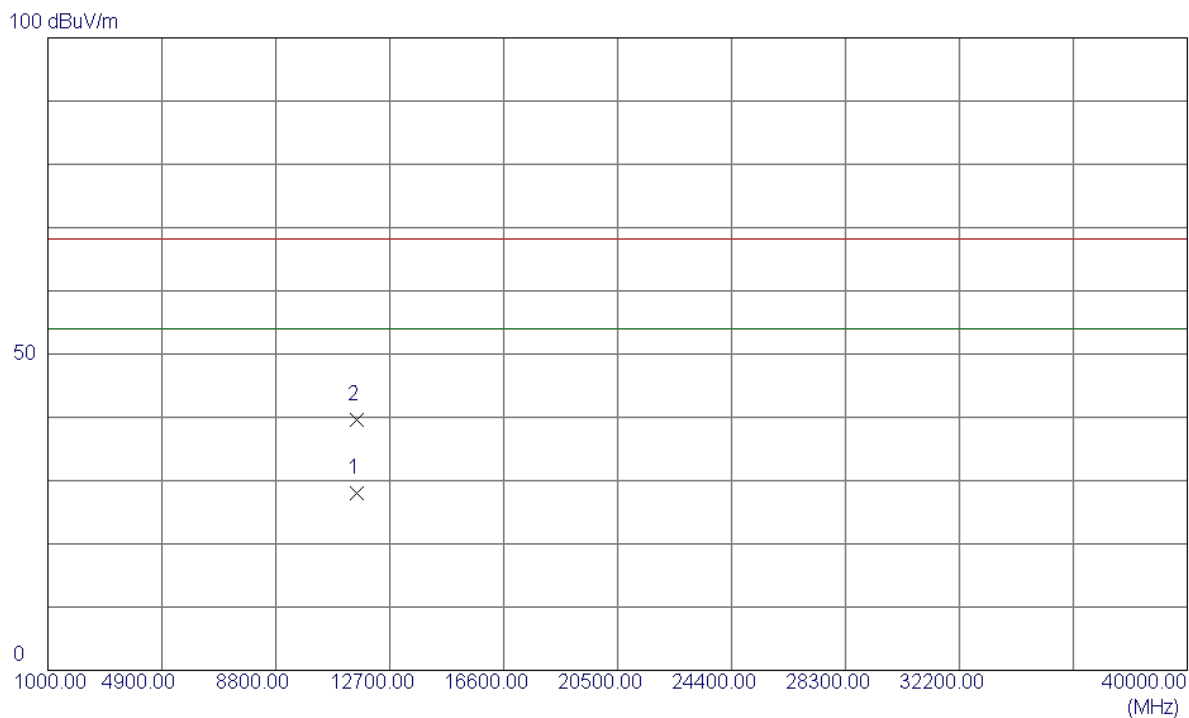
Horizontal



| No. | Freq. MHz | Reading Level dBuV/m | Correct Factor dB | Measure ment dBuV/m | Limit dBuV/m | Over dB | Detector | Comment |
|-----|--------------|----------------------------|-------------------------|---------------------------|-----------------|------------|----------|----------|
| 1 | 5798.8000 | 44.84 | 43.22 | 88.06 | 68.30 | 19.76 | AVG | no limit |
| 2 | 5800.0000 | 55.52 | 43.23 | 98.75 | 78.30 | 20.45 | Peak | no limit |
| 3 | 5850.0000 | 12.02 | 43.34 | 55.36 | 78.30 | -22.94 | Peak | |
| 4 | 5850.0000 | 3.11 | 43.34 | 46.45 | 68.30 | -21.85 | AVG | |
| 5 | 5860.0000 | 12.53 | 43.36 | 55.89 | 68.30 | -12.41 | Peak | |
| 6 | 5860.0000 | 3.62 | 43.36 | 46.98 | 68.30 | -21.32 | AVG | |

| | |
|------------------|-----------------------------|
| Orthogonal Axis: | X |
| Test Mode: | UNII-3/TX AC40 Mode 5795MHz |

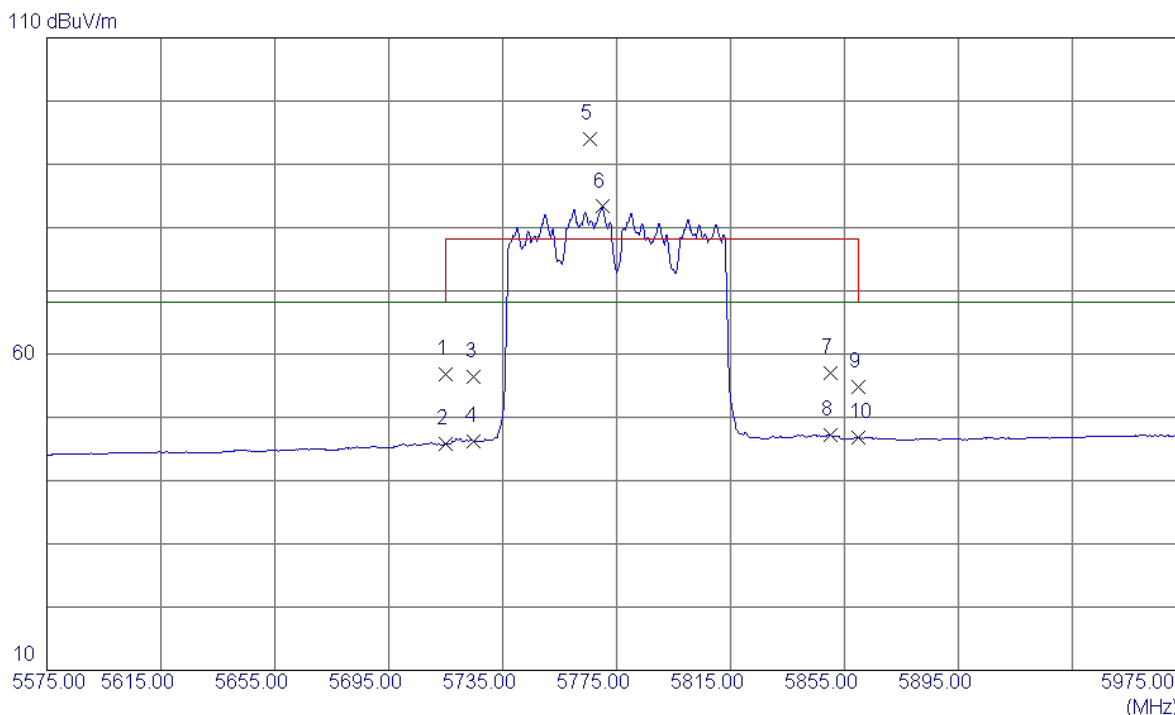
Horizontal



| No. | Freq. MHz | Reading Level dBuV/m | Correct Factor dB | Measure ment dBuV/m | Limit dBuV/m | Over dB | Detector | Comment |
|-----|--------------|----------------------------|-------------------------|---------------------------|-----------------|------------|----------|---------|
| 1 | 11590.1200 | 12.39 | 15.55 | 27.94 | 54.00 | -26.06 | AVG | |
| 2 | 11590.1950 | 24.09 | 15.55 | 39.64 | 68.30 | -28.66 | Peak | |

| | |
|------------------|-----------------------------|
| Orthogonal Axis: | X |
| Test Mode: | UNII-3/TX AC80 Mode 5775MHz |

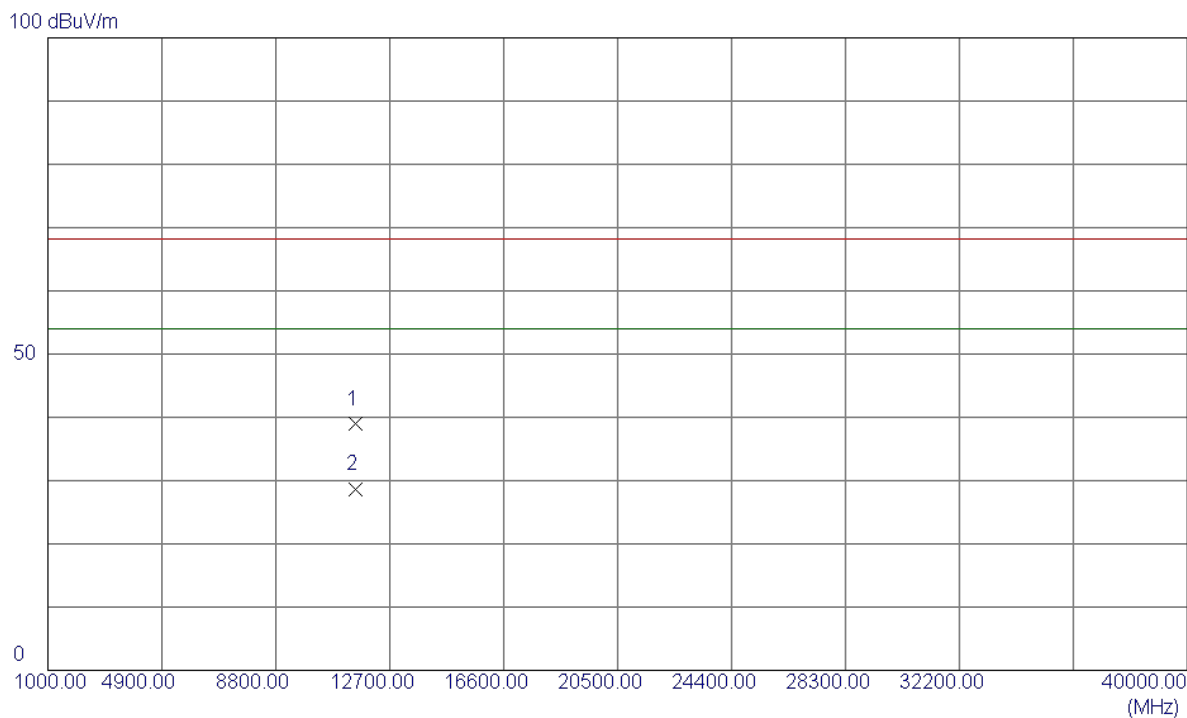
Vertical



| No. | Freq. MHz | Reading Level dBuV/m | Correct Factor dB | Measure ment dBuV/m | Limit dBuV/m | Over dB | Detector | Comment |
|-----|--------------|----------------------------|-------------------------|---------------------------|-----------------|------------|----------|----------|
| 1 | 5715.0000 | 13.67 | 43.04 | 56.71 | 68.30 | -11.59 | Peak | |
| 2 | 5715.0000 | 2.75 | 43.04 | 45.79 | 68.30 | -22.51 | AVG | no limit |
| 3 | 5725.0000 | 13.43 | 43.06 | 56.49 | 78.30 | -21.81 | Peak | |
| 4 | 5725.0000 | 3.12 | 43.06 | 46.18 | 68.30 | -22.12 | AVG | |
| 5 | 5765.8000 | 50.80 | 43.15 | 93.95 | 78.30 | 15.65 | Peak | no limit |
| 6 | 5770.2000 | 40.14 | 43.16 | 83.30 | 68.30 | 15.00 | AVG | no limit |
| 7 | 5850.0000 | 13.66 | 43.34 | 57.00 | 78.30 | -21.30 | Peak | |
| 8 | 5850.0000 | 3.83 | 43.34 | 47.17 | 68.30 | -21.13 | AVG | |
| 9 | 5860.0000 | 11.47 | 43.36 | 54.83 | 68.30 | -13.47 | Peak | |
| 10 | 5860.0000 | 3.47 | 43.36 | 46.83 | 68.30 | -21.47 | AVG | |

| | |
|------------------|-----------------------------|
| Orthogonal Axis: | X |
| Test Mode: | UNII-3/TX AC80 Mode 5775MHz |

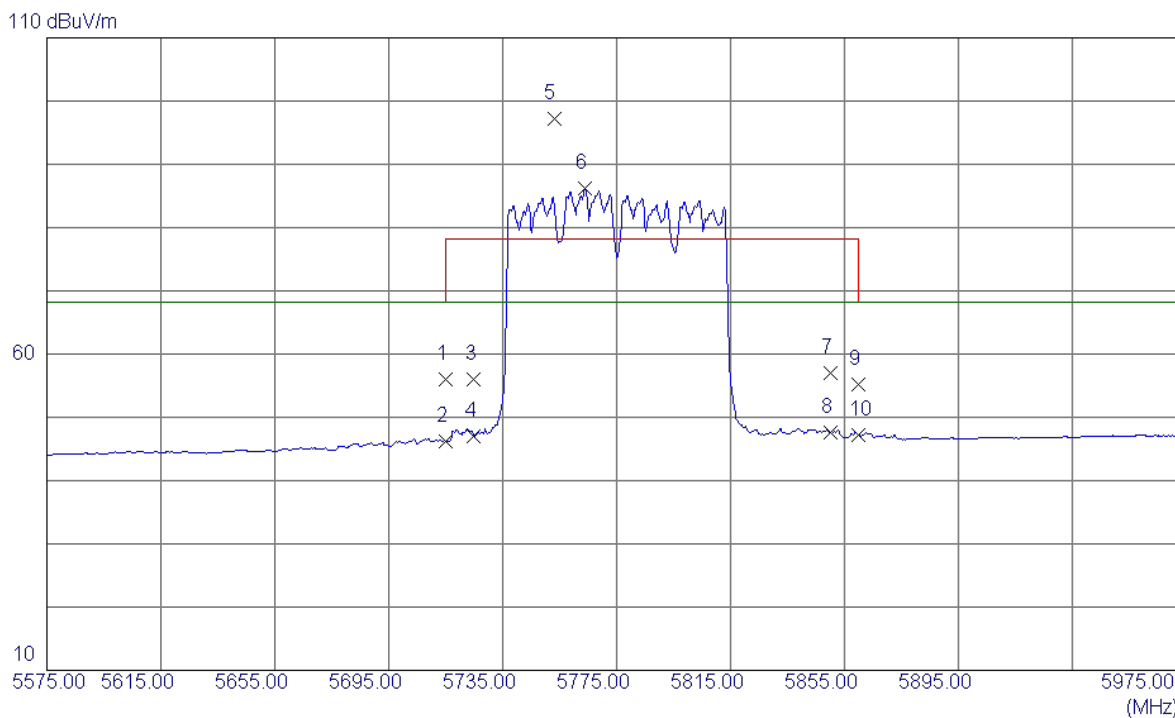
Vertical



| No. | Freq. MHz | Reading Level dBuV/m | Correct Factor dB | Measure ment dBuV/m | Limit dBuV/m | Over dB | Detector | Comment |
|-----|--------------|----------------------------|-------------------------|---------------------------|-----------------|------------|----------|---------|
| 1 | 11550.0700 | 23.36 | 15.54 | 38.90 | 68.30 | -29.40 | Peak | |
| 2 | 11550.1200 | 13.08 | 15.54 | 28.62 | 54.00 | -25.38 | AVG | |

| | |
|------------------|-----------------------------|
| Orthogonal Axis: | X |
| Test Mode: | UNII-3/TX AC80 Mode 5775MHz |

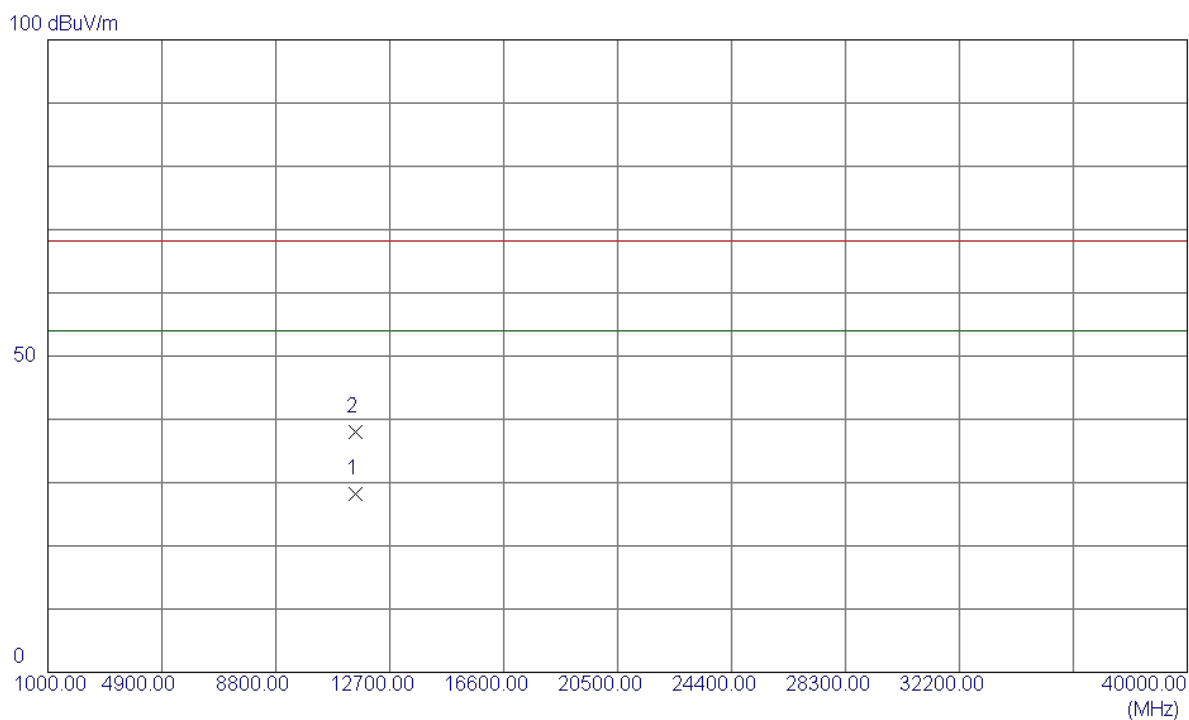
Horizontal



| No. | Freq. MHz | Reading Level dBuV/m | Correct Factor dB | Measure ment dBuV/m | Limit dBuV/m | Over dB | Detector | Comment |
|-----|--------------|----------------------------|-------------------------|---------------------------|-----------------|------------|----------|----------|
| 1 | 5715.0000 | 12.88 | 43.04 | 55.92 | 68.30 | -12.38 | Peak | |
| 2 | 5715.0000 | 3.12 | 43.04 | 46.16 | 68.30 | -22.14 | AVG | no limit |
| 3 | 5725.0000 | 13.03 | 43.06 | 56.09 | 78.30 | -22.21 | Peak | |
| 4 | 5725.0000 | 3.89 | 43.06 | 46.95 | 68.30 | -21.35 | AVG | |
| 5 | 5753.0000 | 53.99 | 43.12 | 97.11 | 78.30 | 18.81 | Peak | no limit |
| 6 | 5763.8000 | 43.05 | 43.15 | 86.20 | 68.30 | 17.90 | AVG | no limit |
| 7 | 5850.0000 | 13.66 | 43.34 | 57.00 | 78.30 | -21.30 | Peak | |
| 8 | 5850.0000 | 4.24 | 43.34 | 47.58 | 68.30 | -20.72 | AVG | |
| 9 | 5860.0000 | 11.85 | 43.36 | 55.21 | 68.30 | -13.09 | Peak | |
| 10 | 5860.0000 | 3.87 | 43.36 | 47.23 | 68.30 | -21.07 | AVG | |

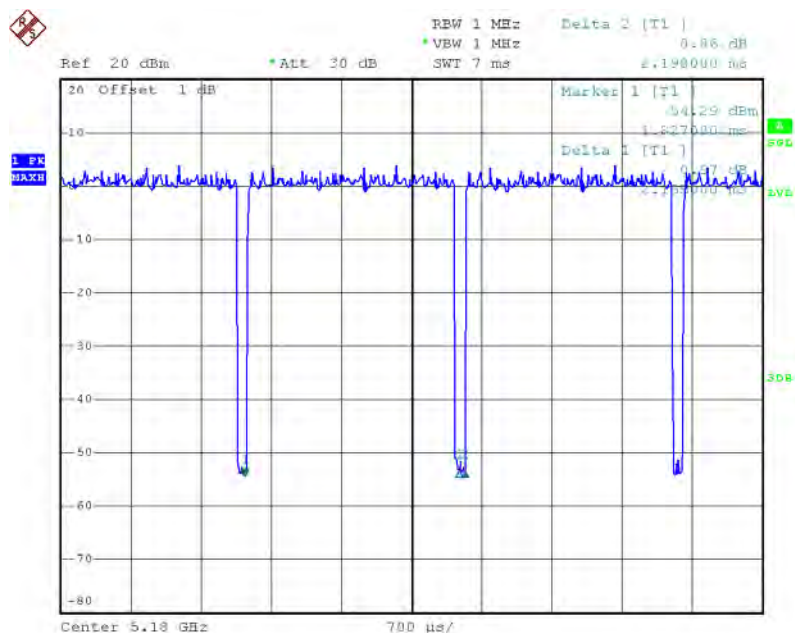
| | |
|------------------|-----------------------------|
| Orthogonal Axis: | X |
| Test Mode: | UNII-3/TX AC80 Mode 5775MHz |

Horizontal



| No. | Freq. MHz | Reading Level dBuV/m | Correct Factor dB | Measure ment dBuV/m | Limit dBuV/m | Over dB | Detector | Comment |
|-----|--------------|----------------------------|-------------------------|---------------------------|-----------------|------------|----------|---------|
| 1 | 11550.1500 | 12.59 | 15.54 | 28.13 | 54.00 | -25.87 | AVG | |
| 2 | 11550.2250 | 22.49 | 15.54 | 38.03 | 68.30 | -30.27 | Peak | |

TX A Mode_DUTY CYCLE



Date: 19.JUL.2015 15:12:28

Duty cycle: TX DUTYMHZ

$$\text{Duty cycle} = T_{\text{ON}} / T_{\text{Total}}$$

T_{ON} : 2.15 msec

T_{Total} : 2.20 msec

Duty cycle: 97.73%

$$\text{Duty Factor} = 10 \log(1/\text{Duty cycle})$$

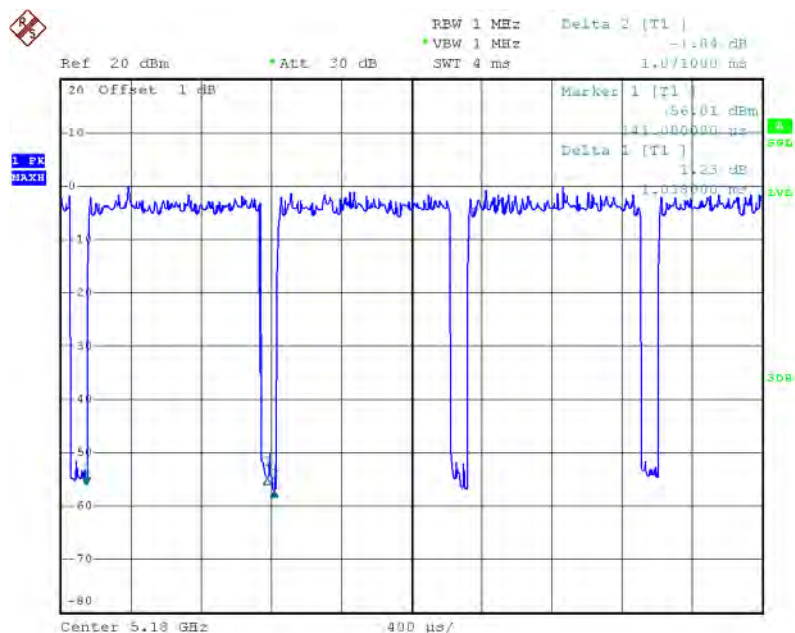
Duty Factor = 0.10

Note: The EUT was programmed to be in continuously transmitting mode and the transmit duty cycle is less than 98 %, so, the output power and power density should be calculated as

Output Power = Measured power + Duty factor

Power Spectral Density = Measured density + Duty factor

TX N20 Mode_DUTY CYCLE



Date: 19.JUL.2015 12:13:17

Duty cycle: TX DUTYMHZ

$$\text{Duty cycle} = T_{\text{ON}} / T_{\text{Total}}$$

T_{ON} : 1.04 msec

T_{Total} : 1.07 msec

Duty cycle: 97.20%

$$\text{Duty Factor} = 10 \log(1/\text{Duty cycle})$$

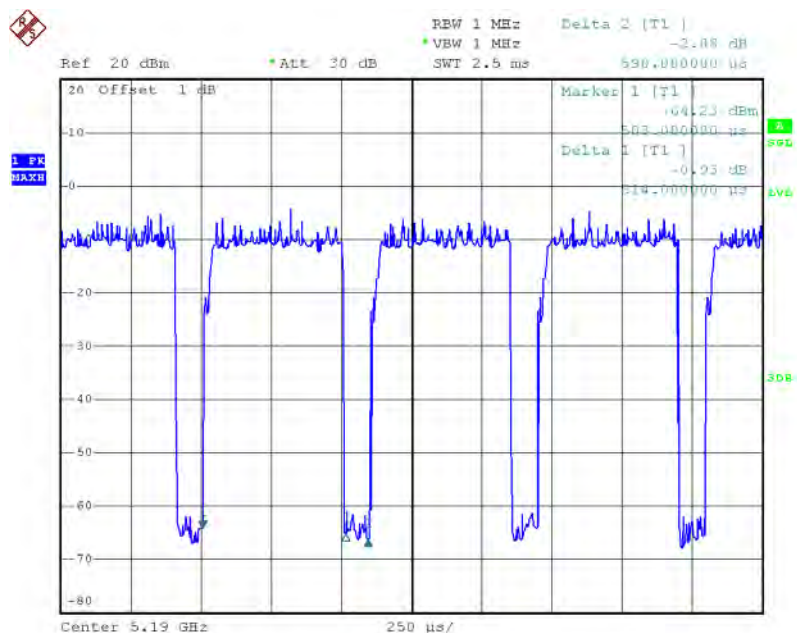
Duty Factor = 0.12

Note: The EUT was programmed to be in continuously transmitting mode and the transmit duty cycle is less than 98 %, so, the output power and power density should be calculated as

Output Power = Measured power + Duty factor

Power Spectral Density = Measured density + Duty factor

TX N40 Mode_DUTY CYCLE



Date: 19.JUL.2015 13:03:51

Duty cycle: TX DUTYMHZ

$$\text{Duty cycle} = T_{\text{ON}} / T_{\text{Total}}$$

T_{ON} : 0.51 msec

T_{Total} : 0.59 msec

Duty cycle: 86.44%

$$\text{Duty Factor} = 10 \log(1/\text{Duty cycle})$$

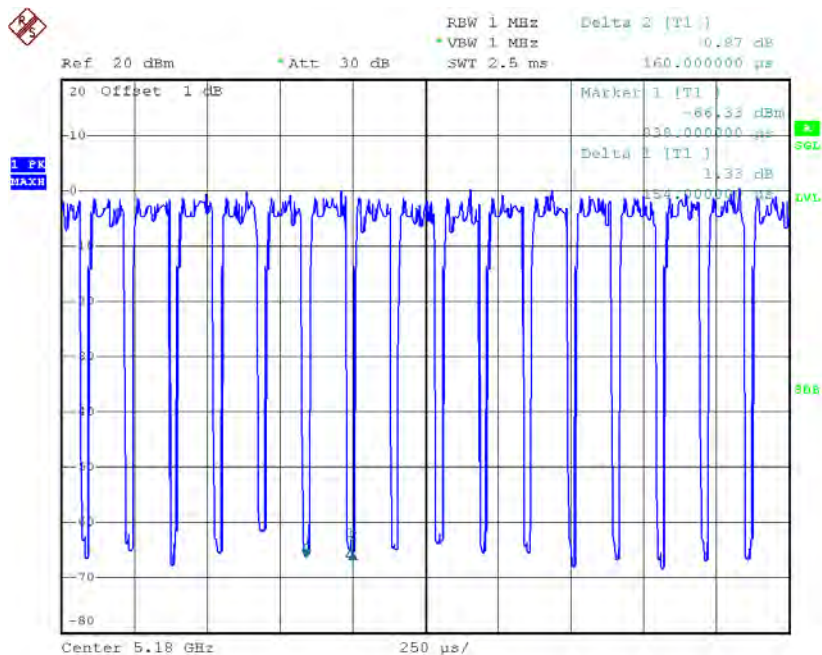
Duty Factor = 0.63

Note: The EUT was programmed to be in continuously transmitting mode and the transmit duty cycle is less than 98 %, so, the output power and power density should be calculated as

Output Power = Measured power + Duty factor

Power Spectral Density = Measured density + Duty factor

TX AC20 Mode_DUTY CYCLE



Date: 19.JUL.2015 12:56:23

Duty cycle: TX DUTYMHZ

$$\text{Duty cycle} = T_{\text{ON}} / T_{\text{Total}}$$

T_{ON} : 0.15 msec

T_{Total} : 0.16 msec

Duty cycle: 93.75%

$$\text{Duty Factor} = 10 \log(1/\text{Duty cycle})$$

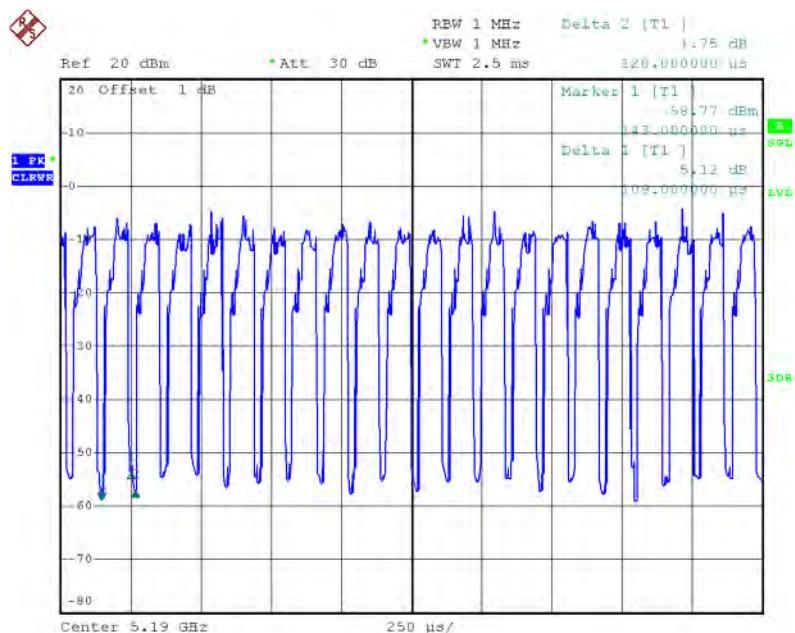
Duty Factor = 0.28

Note: The EUT was programmed to be in countinously transmitting mode and the transmit duty cycle is less than 98 %, so, the output power and power density should be cacluated as

Output Power = Measured power + Ducus factor

Power Spectral Density = Measured density + Duty factor

TX AC40 Mode_DUTY CYCLE



Date: 19.JUL.2015 13:14:38

Duty cycle: TX DUTYMHZ

$$\text{Duty cycle} = T_{\text{ON}} / T_{\text{Total}}$$

T_{ON} : 0.11 msec

T_{Total} : 0.12 msec

Duty cycle: 91.67%

$$\text{Duty Factor} = 10 \log(1/\text{Duty cycle})$$

Duty Factor = 0.38

Note: The EUT was programmed to be in continuously transmitting mode and the transmit duty cycle is less than 98 %, so, the output power and power density should be calculated as

Output Power = Measured power + Duty factor

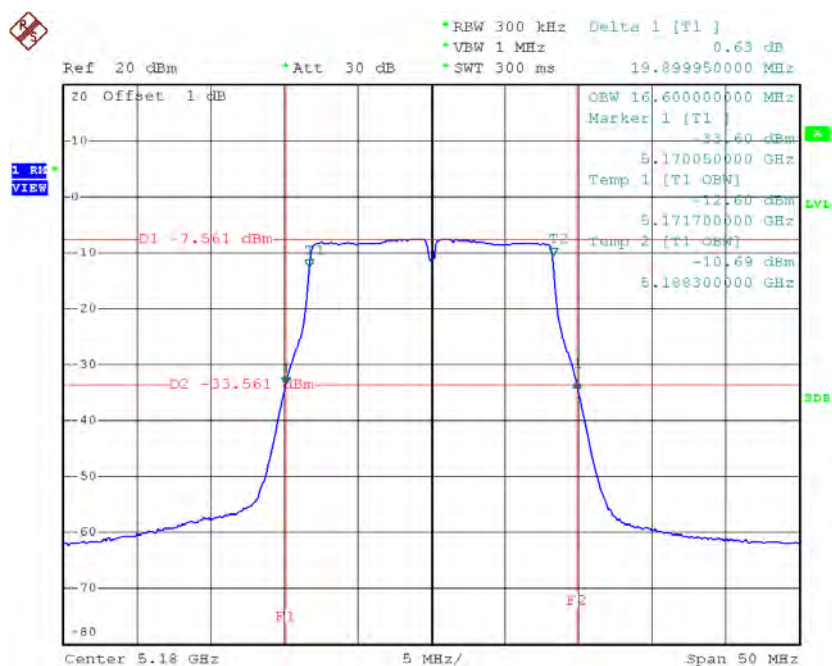
Power Spectral Density = Measured density + Duty factor

ATTACHMENT E - BANDWIDTH

Test Mode: UNII-1/TX A Mode_CH36/CH40/CH48

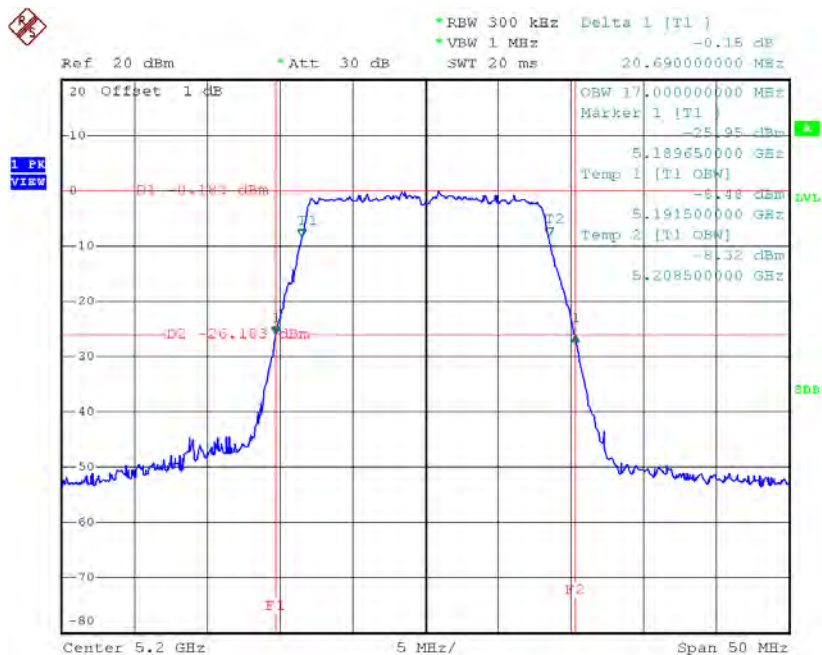
| Channel | Frequency (MHz) | 26dB Bandwidth (MHz) | 99% Occupied Bandwidth (MHz) |
|---------|-----------------|----------------------|------------------------------|
| CH36 | 5180 | 19.90 | 16.60 |
| CH40 | 5200 | 20.69 | 17.00 |
| CH48 | 5240 | 20.46 | 17.00 |

TX CH36



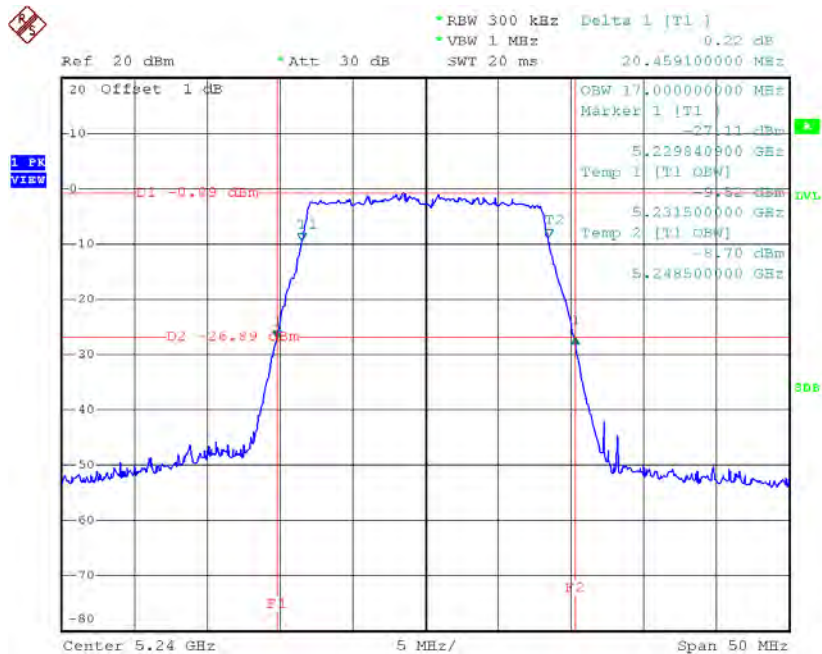
Date: 19.JUL.2015 15:11:37

TX CH40



Date: 19.JUL.2015 15:13:52

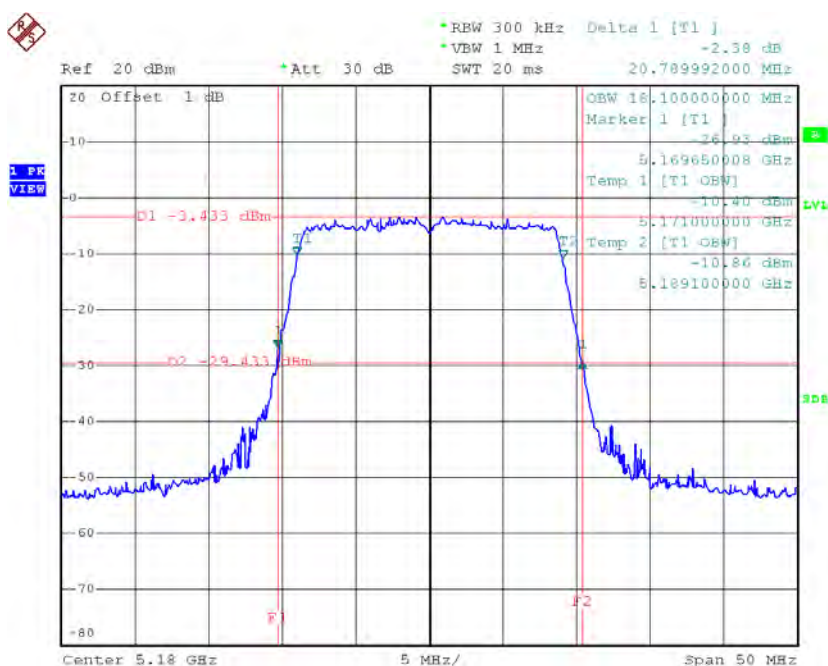
TX CH48



Date: 19.JUL.2015 15:15:34

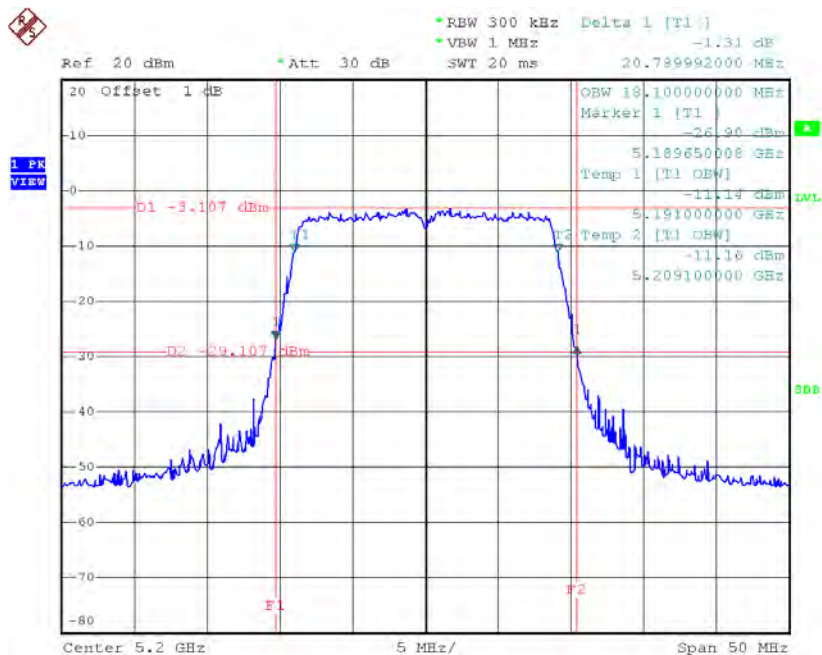
Test Mode: UNII-1/TX N20 Mode_CH36/CH40/CH48

| Channel | Frequency (MHz) | 26dB Bandwidth (MHz) | 99% Occupied Bandwidth (MHz) |
|---------|-----------------|----------------------|------------------------------|
| CH36 | 5180 | 20.79 | 18.10 |
| CH40 | 5200 | 20.79 | 18.10 |
| CH48 | 5240 | 20.85 | 18.10 |

TX CH36


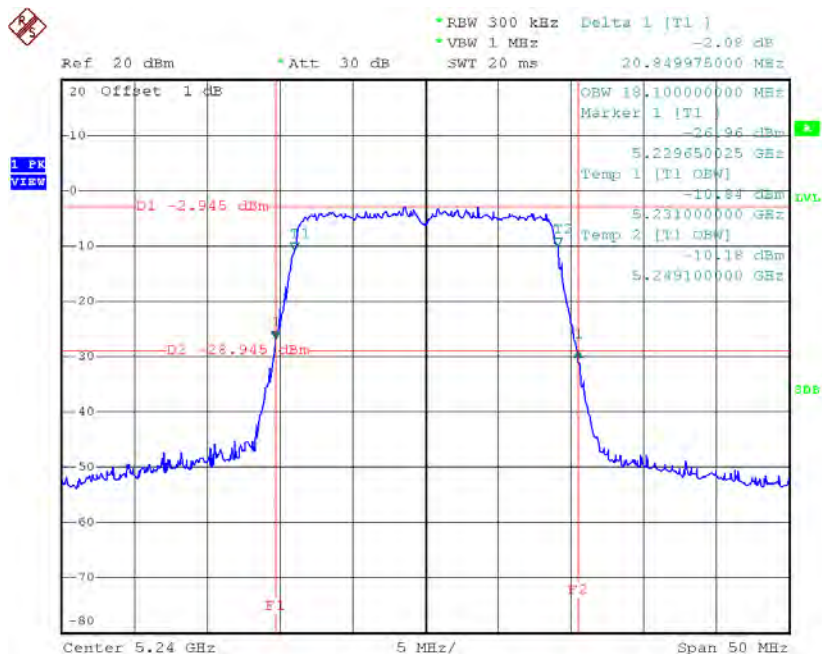
Date: 19.JUL.2015 12:12:45

TX CH40



Date: 19.JUL.2015 12:14:36

TX CH48

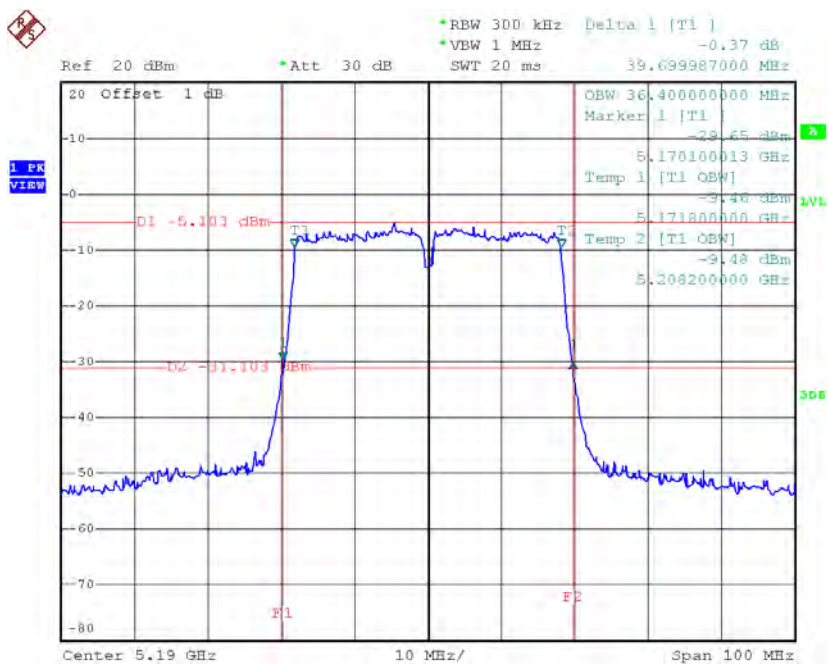


Date: 19.JUL.2015 12:15:35

Test Mode: UNII-1/TX N40 Mode_CH38/CH46

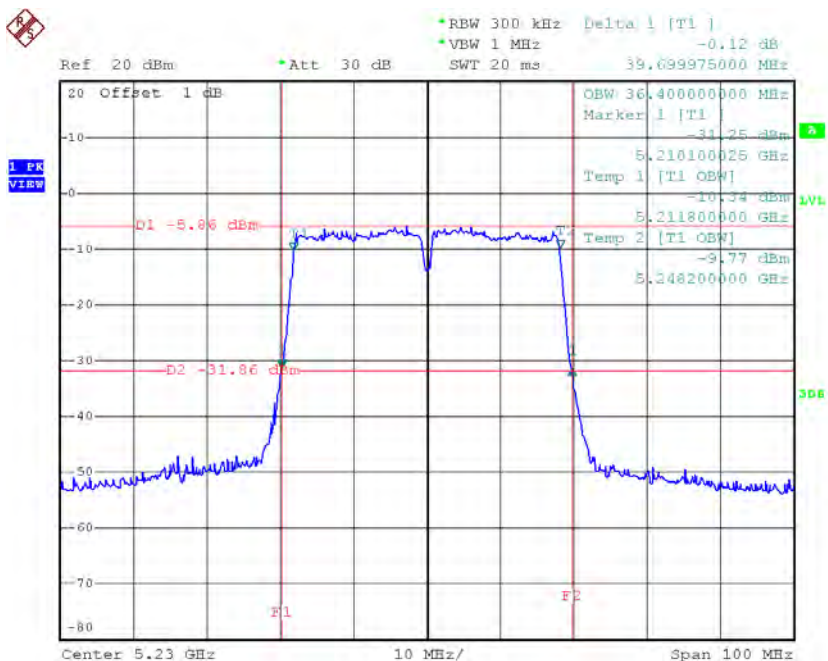
| Channel | Frequency (MHz) | 26dB Bandwidth (MHz) | 99% Occupied Bandwidth (MHz) |
|---------|--------------------|-------------------------|---------------------------------|
| CH38 | 5190 | 39.70 | 36.40 |
| CH46 | 5230 | 39.70 | 36.40 |

TX CH38



Date: 19.JUL.2015 12:58:35

TX CH46

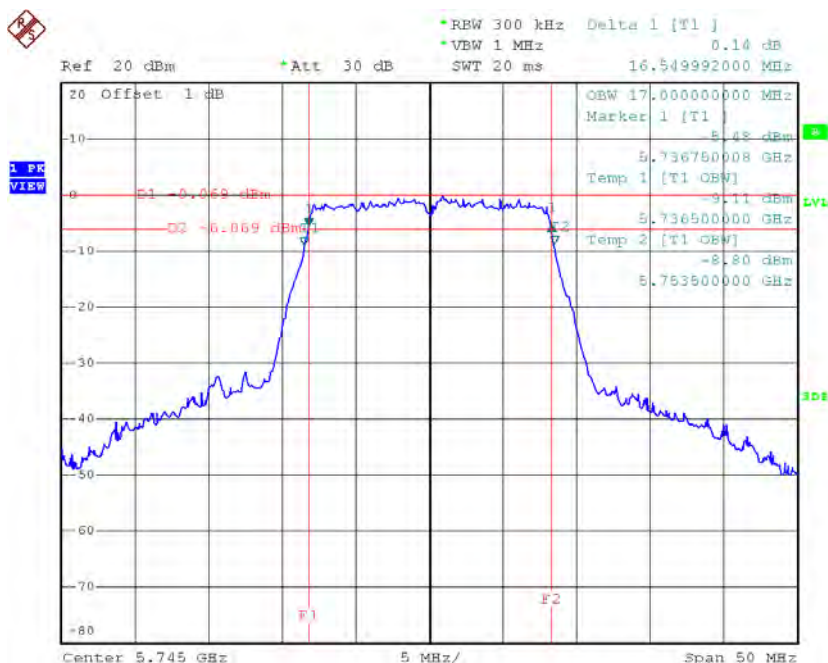


Date: 19.JUL.2015 12:59:59

Test Mode: UNII-3/ TX A Mode_CH149/CH157/CH165

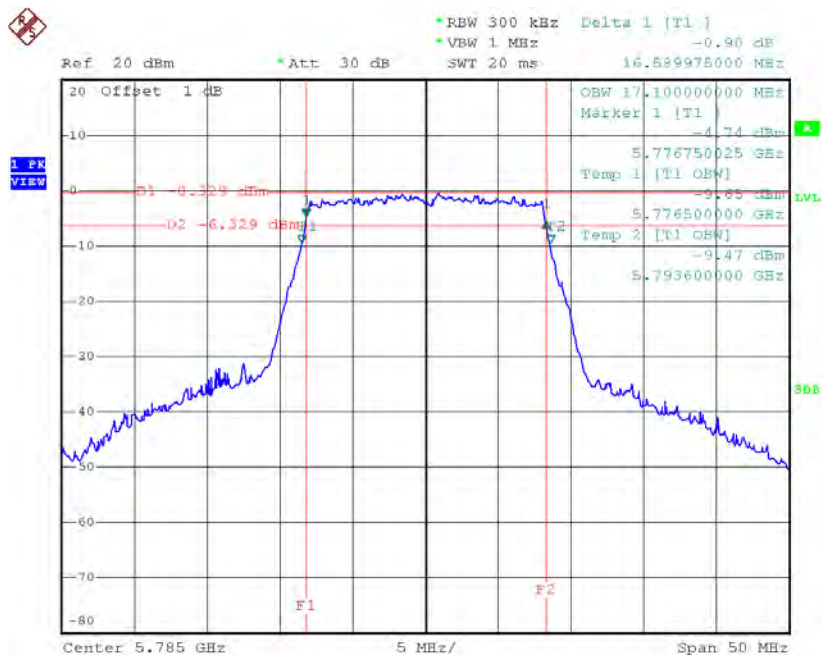
| Channel | Frequency (MHz) | 6dB Bandwidth (MHz) | 99% Occupied Bandwidth (MHz) | Limit (kHz) |
|---------|-----------------|---------------------|------------------------------|-------------|
| CH149 | 5745 | 16.55 | 17.00 | >=500 |
| CH157 | 5785 | 16.59 | 17.10 | >=500 |
| CH165 | 5825 | 16.55 | 17.10 | >=500 |

TX CH 149



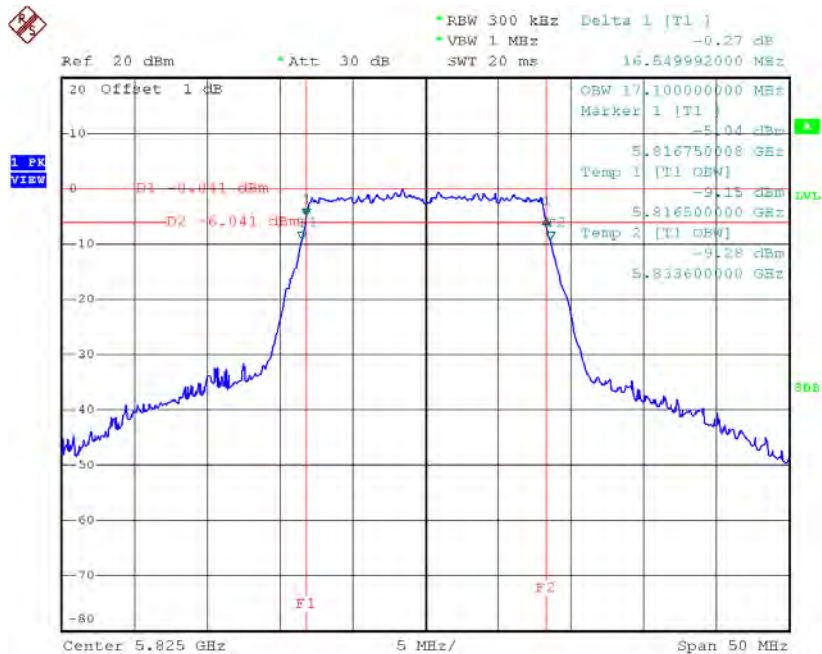
Date: 19.JUL.2015 15:17:14

TX CH 157



Date: 19.JUL.2015 15:19:08

TX CH 165

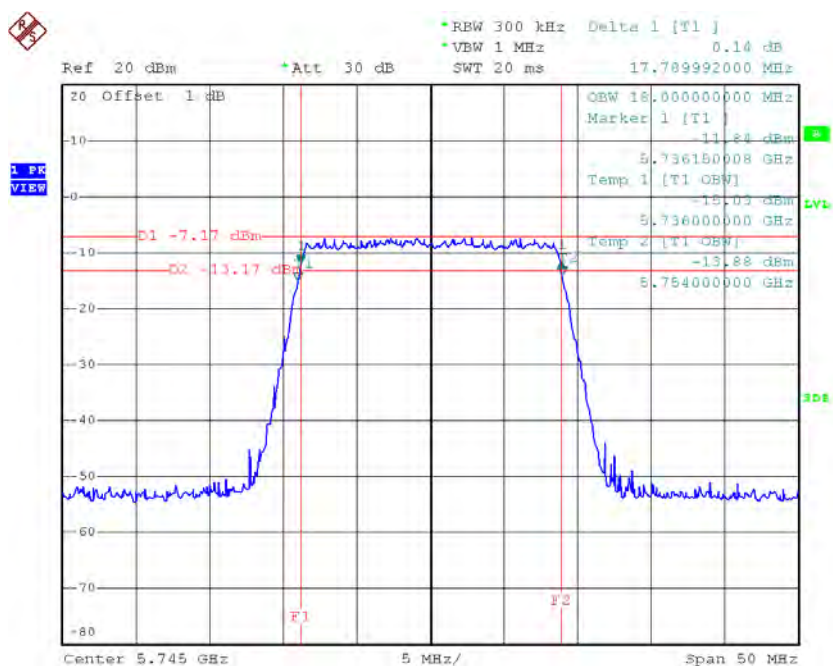


Date: 19.JUL.2015 15:21:13

Test Mode: UNII-3/ TX N20 Mode_CH149/CH157/CH165

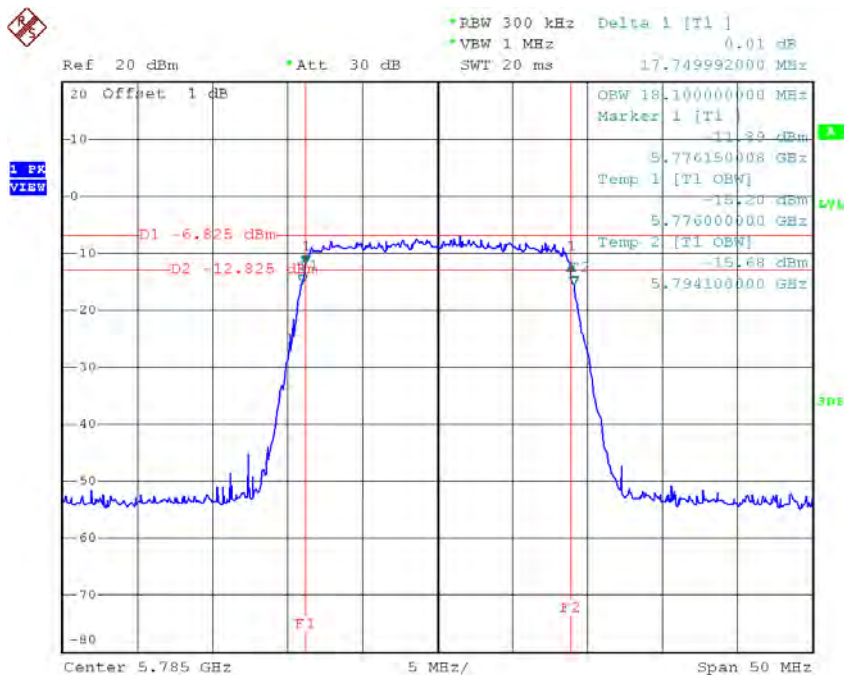
| Channel | Frequency (MHz) | 6dB Bandwidth (MHz) | 99% Occupied Bandwidth (MHz) | Limit (kHz) |
|---------|-----------------|---------------------|------------------------------|-------------|
| CH149 | 5745 | 17.79 | 18.00 | >=500 |
| CH157 | 5785 | 17.75 | 18.10 | >=500 |
| CH165 | 5825 | 17.79 | 18.10 | >=500 |

TX CH 149



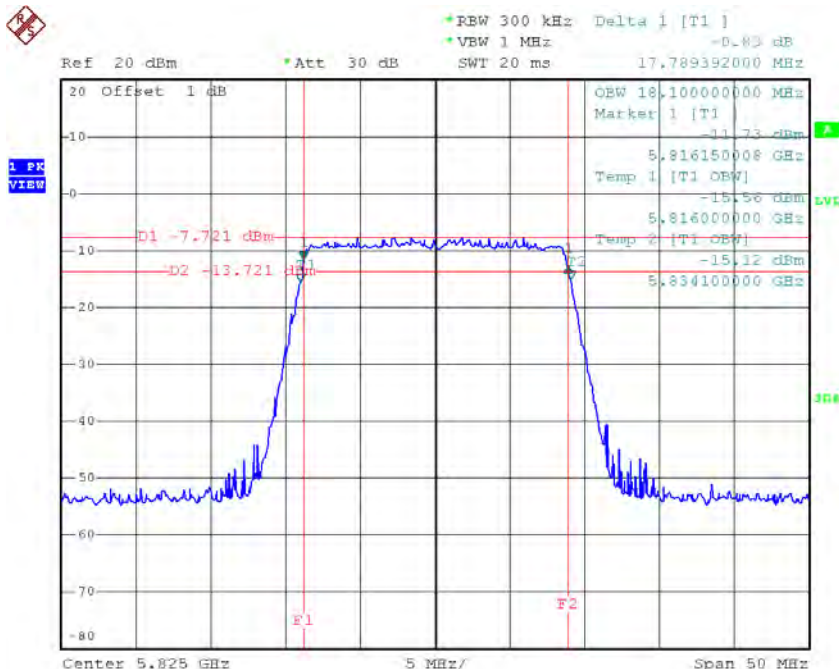
Date: 19.JUL.2015 12:16:52

TX CH 157



Date: 19.JUL.2015 12:18:01

TX CH 165

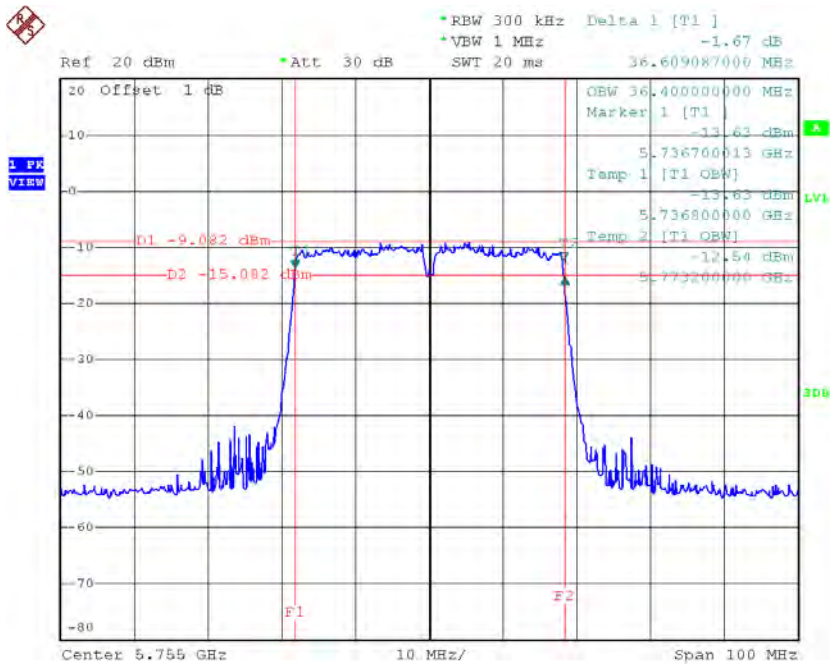


Date: 19.JUL.2015 12:19:08

Test Mode: UNII-3/ TX N40 Mode_CH151/CH159

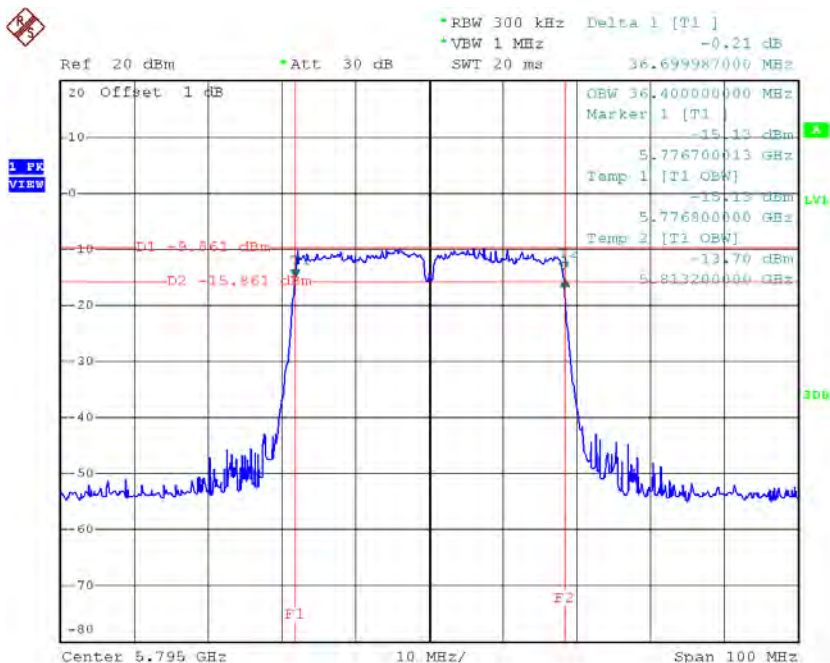
| Channel | Frequency (MHz) | 6dB Bandwidth (MHz) | 99% Occupied Bandwidth (MHz) | Limit (kHz) |
|---------|-----------------|---------------------|------------------------------|-------------|
| CH151 | 5755 | 36.61 | 36.40 | >=500 |
| CH159 | 5795 | 36.70 | 36.40 | >=500 |

TX CH 151



Date: 19.JUL.2015 13:01:17

TX CH 159

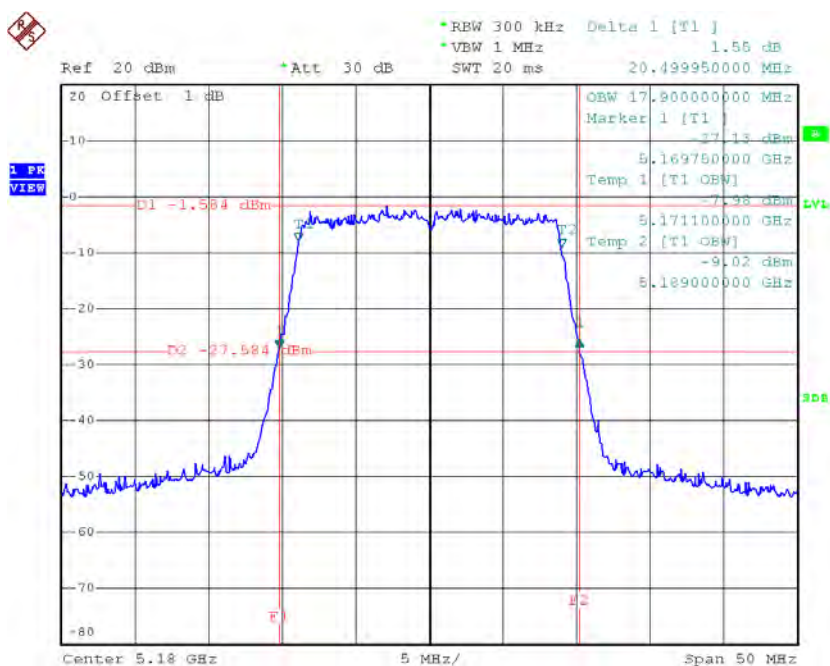


Date: 19.JUL.2015 13:02:40

Test Mode: UNII-1/TX AC20 Mode_CH36/CH40/CH48

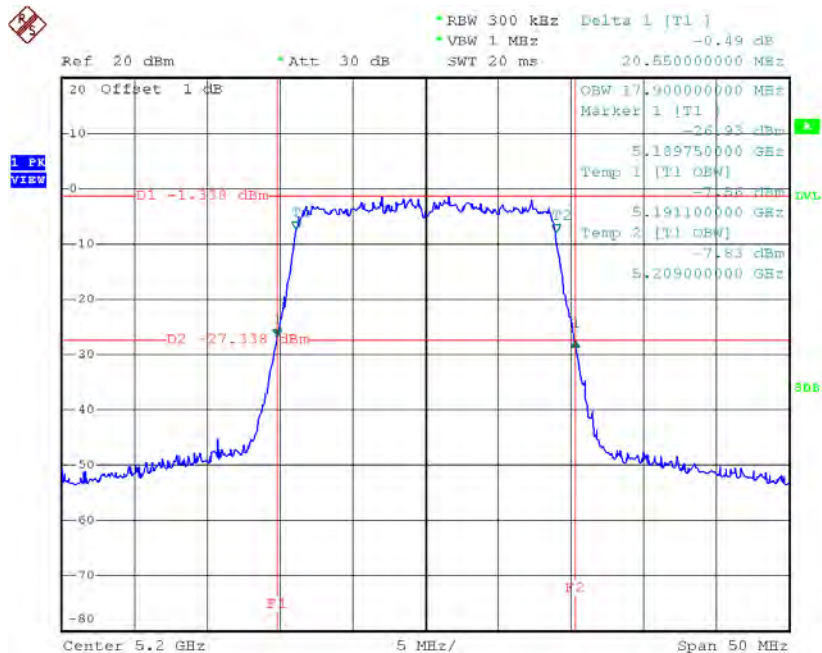
| Channel | Frequency (MHz) | 26dB Bandwidth (MHz) | 99% Occupied Bandwidth (MHz) |
|---------|-----------------|----------------------|------------------------------|
| CH36 | 5180 | 20.50 | 17.90 |
| CH40 | 5200 | 20.55 | 17.90 |
| CH48 | 5240 | 20.39 | 18.00 |

TX CH36



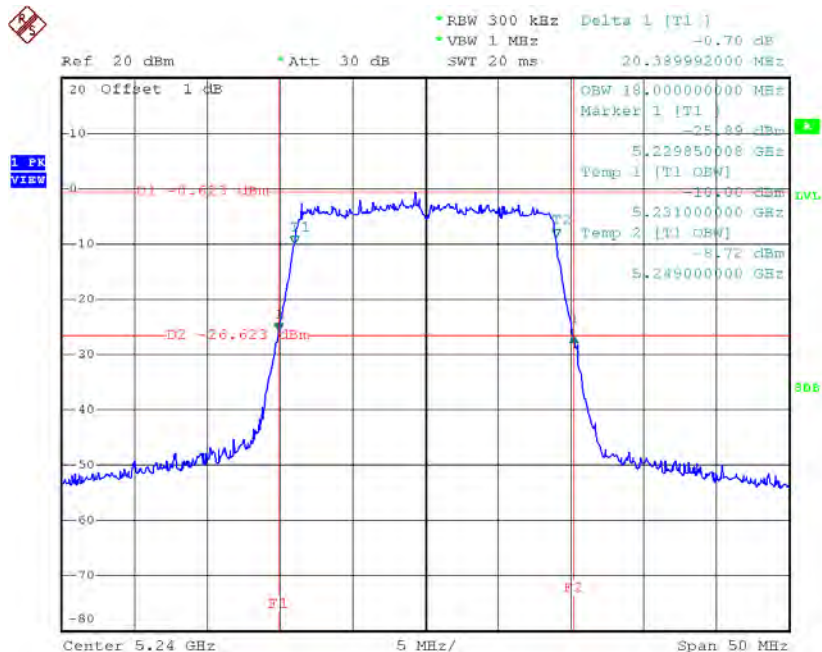
Date: 19.JUL.2015 12:21:43

TX CH40



Date: 19.JUL.2015 12:50:36

TX CH48



Date: 19.JUL.2015 12:51:34

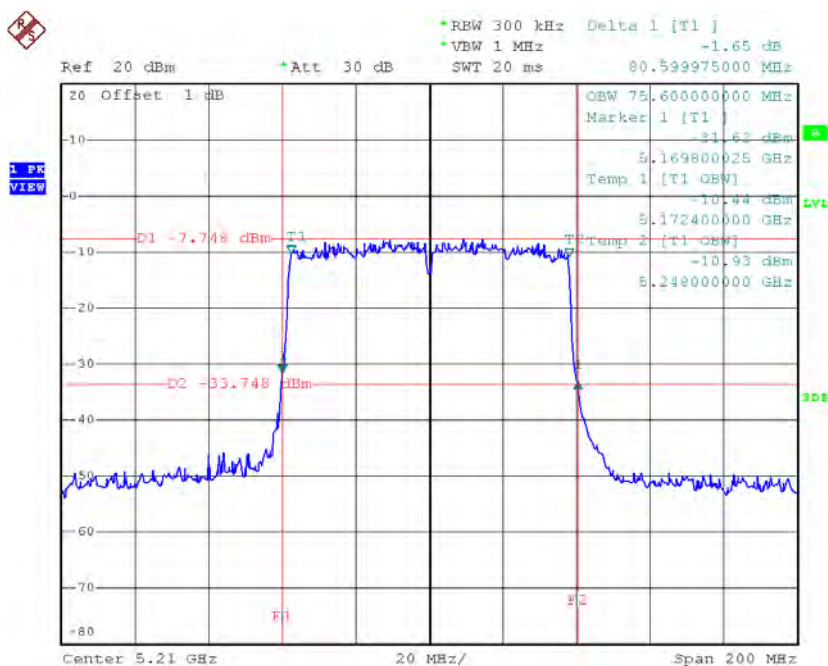
Test Mode: UNII-1/TX AC40 Mode_CH38/CH46

| Channel | Frequency (MHz) | 26dB Bandwidth (MHz) | 99% Occupied Bandwidth (MHz) |
|---------|-----------------|----------------------|------------------------------|
| CH38 | 5190 | 39.50 | 36.40 |
| CH46 | 5230 | 39.40 | 36.40 |

Test Mode: UNII-1/TX AC80 Mode_CH42

| Channel | Frequency (MHz) | 26dB Bandwidth (MHz) | 99% Occupied Bandwidth (MHz) |
|---------|-----------------|----------------------|------------------------------|
| CH42 | 5210 | 80.60 | 75.60 |

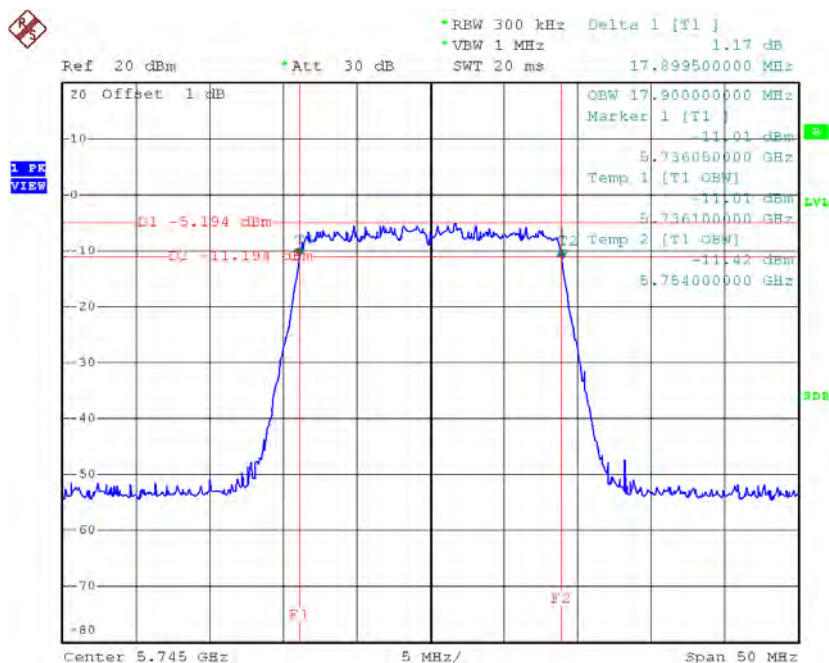
TX CH42



Date: 19.JUL.2015 13:16:47

Test Mode: UNII-3/ TX AC20 Mode_CH149/CH157/CH165

| Channel | Frequency (MHz) | 6dB Bandwidth (MHz) | 99% Occupied Bandwidth (MHz) | Limit (kHz) |
|---------|-----------------|---------------------|------------------------------|-------------|
| CH149 | 5745 | 17.90 | 17.90 | >=500 |
| CH157 | 5785 | 17.75 | 18.00 | >=500 |
| CH165 | 5825 | 17.89 | 17.90 | >=500 |

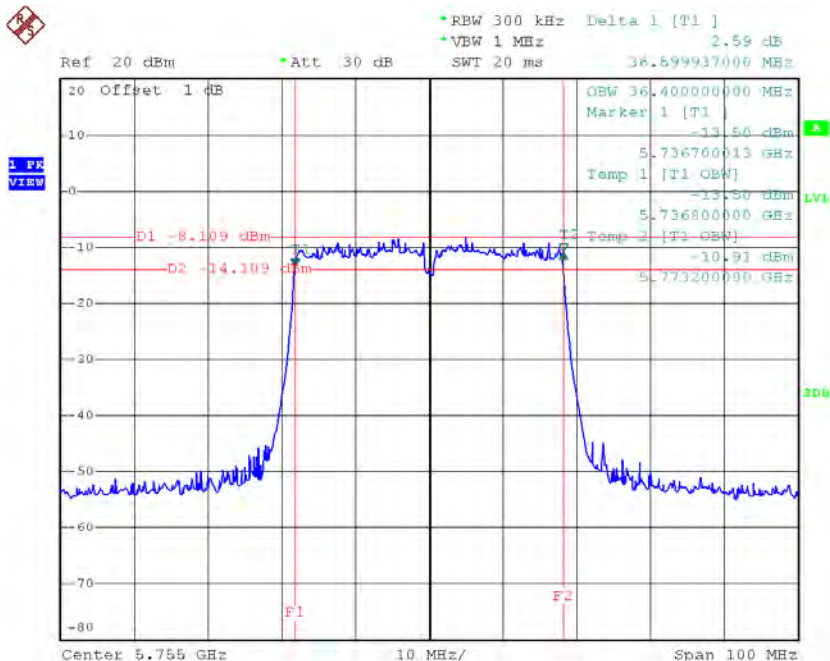
TX CH 149


Date: 19.JUL.2015 12:52:47

Test Mode: UNII-3/ TX AC40 Mode_CH151/CH159

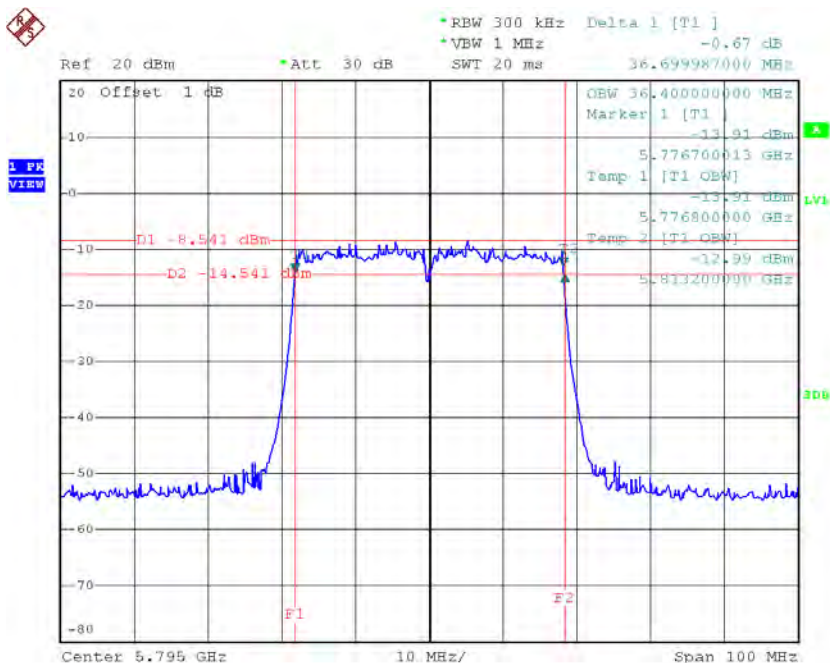
| Channel | Frequency (MHz) | 6dB Bandwidth (MHz) | 99% Occupied Bandwidth (MHz) | Limit (kHz) |
|---------|-----------------|---------------------|------------------------------|-------------|
| CH151 | 5755 | 36.60 | 36.40 | >=500 |
| CH159 | 5795 | 36.70 | 36.40 | >=500 |

TX CH 151



Date: 19.JUL.2015 13:09:27

TX CH 159

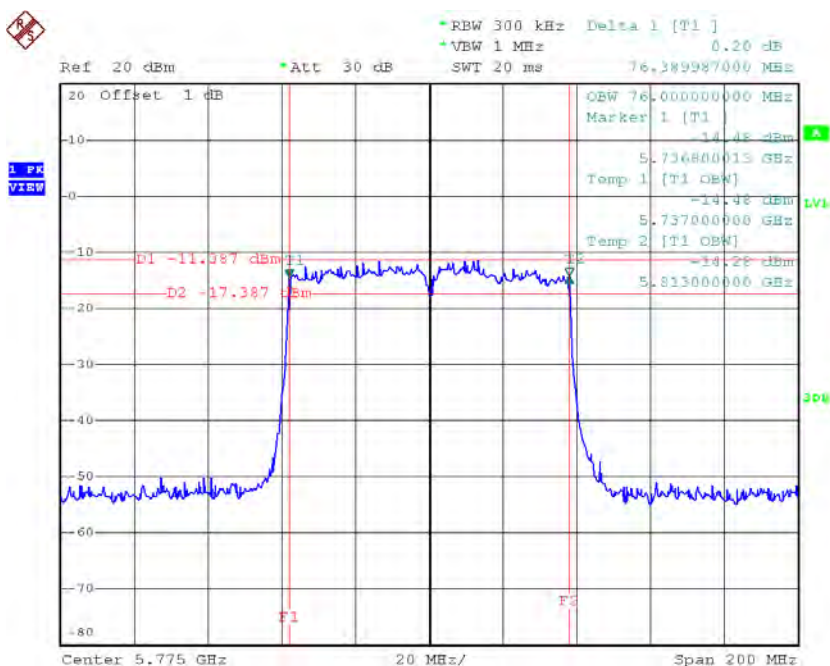


Date: 19.JUL.2015 13:10:37

Test Mode: UNII-3/ TX AC80 Mode_CH155

| Channel | Frequency (MHz) | 6dB Bandwidth (MHz) | 99% Occupied Bandwidth (MHz) | Limit (kHz) |
|---------|-----------------|---------------------|------------------------------|-------------|
| CH155 | 5775 | 76.39 | 76.00 | >=500 |

TX CH 155



Date: 19.JUL.2015 13:18:39

ATTACHMENT F - MAXIMUM OUTPUT POWER

Test Mode: UNII-1/TX A Mode

| Channel | Frequency (MHz) | Output Power (dBm) | Duty Factor (dBm) | Output Power + Duty Factor (dBm) | Limit (dBm) | Limit (Watt) |
|---------|-----------------|--------------------|-------------------|----------------------------------|-------------|--------------|
| CH36 | 5180 | 7.75 | 0.10 | 7.85 | 24.00 | 0.25 |
| CH40 | 5200 | 7.64 | 0.10 | 7.74 | 24.00 | 0.25 |
| CH48 | 5240 | 7.65 | 0.10 | 7.75 | 24.00 | 0.25 |

Test Mode: UNII-1/TX N20 Mode_ANT 1

| Channel | Frequency (MHz) | Output Power (dBm) | Duty Factor (dBm) | Output Power + Duty Factor (dBm) | Limit (dBm) | Limit (Watt) |
|---------|-----------------|--------------------|-------------------|----------------------------------|-------------|--------------|
| CH36 | 5180 | 3.45 | 0.12 | 3.57 | 24.00 | 0.25 |
| CH40 | 5200 | 3.50 | 0.12 | 3.62 | 24.00 | 0.25 |
| CH48 | 5240 | 3.72 | 0.12 | 3.84 | 24.00 | 0.25 |

Test Mode: UNII-1/TX N20 Mode_ANT 2

| Channel | Frequency (MHz) | Output Power (dBm) | Duty Factor (dBm) | Output Power + Duty Factor (dBm) | Limit (dBm) | Limit (Watt) |
|---------|-----------------|--------------------|-------------------|----------------------------------|-------------|--------------|
| CH36 | 5180 | 5.38 | 0.12 | 5.50 | 24.00 | 0.25 |
| CH40 | 5200 | 5.33 | 0.12 | 5.45 | 24.00 | 0.25 |
| CH48 | 5240 | 5.41 | 0.12 | 5.53 | 24.00 | 0.25 |

Test Mode: UNII-1/TX N20 Mode_Total

| Channel | Frequency (MHz) | Output Power (dBm) | Duty Factor (dBm) | Output Power + Duty Factor (dBm) | Limit (dBm) | Limit (Watt) |
|---------|-----------------|--------------------|-------------------|----------------------------------|-------------|--------------|
| CH36 | 5180 | 7.65 | 0.12 | 7.65 | 24.00 | 0.25 |
| CH40 | 5200 | 7.64 | 0.12 | 7.64 | 24.00 | 0.25 |
| CH48 | 5240 | 7.78 | 0.12 | 7.78 | 24.00 | 0.25 |

Test Mode: UNII-1/TX N40 Mode_ANT 1

| Channel | Frequency (MHz) | Output Power (dBm) | Duty Factor (dBm) | Output Power + Duty Factor (dBm) | Limit (dBm) | Limit (Watt) |
|---------|-----------------|--------------------|-------------------|----------------------------------|-------------|--------------|
| CH38 | 5190 | 3.30 | 0.63 | 3.93 | 24.00 | 0.25 |
| CH46 | 5230 | 3.37 | 0.63 | 4.00 | 24.00 | 0.25 |

Test Mode: UNII-1/TX N40 Mode_ANT 2

| Channel | Frequency (MHz) | Output Power (dBm) | Duty Factor (dBm) | Output Power + Duty Factor (dBm) | Limit (dBm) | Limit (Watt) |
|---------|-----------------|--------------------|-------------------|----------------------------------|-------------|--------------|
| CH38 | 5190 | 4.95 | 0.63 | 5.58 | 24.00 | 0.25 |
| CH46 | 5230 | 4.82 | 0.63 | 5.45 | 24.00 | 0.25 |

Test Mode: UNII-1/TX N40 Mode_Total

| Channel | Frequency (MHz) | Output Power (dBm) | Duty Factor (dBm) | Output Power + Duty Factor (dBm) | Limit (dBm) | Limit (Watt) |
|---------|-----------------|--------------------|-------------------|----------------------------------|-------------|--------------|
| CH38 | 5190 | 7.84 | 0.63 | 7.84 | 24.00 | 0.25 |
| CH46 | 5230 | 7.80 | 0.63 | 7.80 | 24.00 | 0.25 |

Test Mode: UNII-3/ TX A Mode

| Channel | Frequency (MHz) | Output Power (dBm) | Duty Factor (dBm) | Output Power + Duty Factor (dBm) | Limit (dBm) | Limit (Watt) |
|---------|-----------------|--------------------|-------------------|----------------------------------|-------------|--------------|
| CH149 | 5745 | 7.13 | 0.10 | 7.23 | 30.00 | 1.00 |
| CH157 | 5785 | 7.21 | 0.10 | 7.31 | 30.00 | 1.00 |
| CH165 | 5825 | 7.16 | 0.10 | 7.26 | 30.00 | 1.00 |

Test Mode: UNII-3/TX N20 Mode_ANT 1

| Channel | Frequency (MHz) | Output Power (dBm) | Duty Factor (dBm) | Output Power + Duty Factor (dBm) | Limit (dBm) | Limit (Watt) |
|---------|-----------------|--------------------|-------------------|----------------------------------|-------------|--------------|
| CH149 | 5745 | 0.42 | 0.12 | 0.54 | 30.00 | 1.00 |
| CH157 | 5785 | 0.39 | 0.12 | 0.51 | 30.00 | 1.00 |
| CH165 | 5825 | 0.41 | 0.12 | 0.53 | 30.00 | 1.00 |

Test Mode: UNII-3/TX N20 Mode_ANT 2

| Channel | Frequency (MHz) | Output Power (dBm) | Duty Factor (dBm) | Output Power + Duty Factor (dBm) | Limit (dBm) | Limit (Watt) |
|---------|-----------------|--------------------|-------------------|----------------------------------|-------------|--------------|
| CH149 | 5745 | 6.31 | 0.12 | 6.43 | 30.00 | 1.00 |
| CH157 | 5785 | 6.33 | 0.12 | 6.45 | 30.00 | 1.00 |
| CH165 | 5825 | 6.32 | 0.12 | 6.44 | 30.00 | 1.00 |

Test Mode: UNII-3/TX N20 Mode_Total

| Channel | Frequency (MHz) | Output Power (dBm) | Duty Factor (dBm) | Output Power + Duty Factor (dBm) | Limit (dBm) | Limit (Watt) |
|---------|-----------------|--------------------|-------------------|----------------------------------|-------------|--------------|
| CH149 | 5745 | 7.43 | 0.12 | 7.43 | 30.00 | 1.00 |
| CH157 | 5785 | 7.44 | 0.12 | 7.44 | 30.00 | 1.00 |
| CH165 | 5825 | 7.43 | 0.12 | 7.43 | 30.00 | 1.00 |

Test Mode: UNII-3/ TX N40 Mode_ANT 1

| Channel | Frequency (MHz) | Output Power (dBm) | Duty Factor (dBm) | Output Power + Duty Factor (dBm) | Limit (dBm) | Limit (Watt) |
|---------|-----------------|--------------------|-------------------|----------------------------------|-------------|--------------|
| CH151 | 5755 | 0.20 | 0.63 | 0.83 | 30.00 | 1.00 |
| CH159 | 5795 | 0.21 | 0.63 | 0.84 | 30.00 | 1.00 |

Test Mode: UNII-3/ TX N40 Mode_ANT 2

| Channel | Frequency (MHz) | Output Power (dBm) | Duty Factor (dBm) | Output Power + Duty Factor (dBm) | Limit (dBm) | Limit (Watt) |
|---------|-----------------|--------------------|-------------------|----------------------------------|-------------|--------------|
| CH151 | 5755 | 5.65 | 0.63 | 6.28 | 30.00 | 1.00 |
| CH159 | 5795 | 5.69 | 0.63 | 6.32 | 30.00 | 1.00 |

Test Mode: UNII-3/ TX N40 Mode_Total

| Channel | Frequency (MHz) | Output Power (dBm) | Duty Factor (dBm) | Output Power + Duty Factor (dBm) | Limit (dBm) | Limit (Watt) |
|---------|-----------------|--------------------|-------------------|----------------------------------|-------------|--------------|
| CH151 | 5755 | 7.37 | 0.63 | 7.37 | 30.00 | 1.00 |
| CH159 | 5795 | 7.40 | 0.63 | 7.40 | 30.00 | 1.00 |

Test Mode: UNII-1/TX AC20 Mode_ANT 1

| Channel | Frequency (MHz) | Output Power (dBm) | Duty Factor (dBm) | Output Power + Duty Factor (dBm) | Limit (dBm) | Limit (Watt) |
|---------|-----------------|--------------------|-------------------|----------------------------------|-------------|--------------|
| CH36 | 5180 | 3.37 | 0.28 | 3.65 | 24.00 | 0.25 |
| CH40 | 5200 | 3.45 | 0.28 | 3.73 | 24.00 | 0.25 |
| CH48 | 5240 | 3.55 | 0.28 | 3.83 | 24.00 | 0.25 |

Test Mode: UNII-1/TX AC20 Mode_ANT 2

| Channel | Frequency (MHz) | Output Power (dBm) | Duty Factor (dBm) | Output Power + Duty Factor (dBm) | Limit (dBm) | Limit (Watt) |
|---------|-----------------|--------------------|-------------------|----------------------------------|-------------|--------------|
| CH36 | 5180 | 5.05 | 0.28 | 5.33 | 24.00 | 0.25 |
| CH40 | 5200 | 5.40 | 0.28 | 5.68 | 24.00 | 0.25 |
| CH48 | 5240 | 5.42 | 0.28 | 5.70 | 24.00 | 0.25 |

Test Mode: UNII-1/TX AC20 Mode_Total

| Channel | Frequency (MHz) | Output Power (dBm) | Duty Factor (dBm) | Output Power + Duty Factor (dBm) | Limit (dBm) | Limit (Watt) |
|---------|-----------------|--------------------|-------------------|----------------------------------|-------------|--------------|
| CH36 | 5180 | 7.58 | 0.28 | 7.58 | 24.00 | 0.25 |
| CH40 | 5200 | 7.82 | 0.28 | 7.82 | 24.00 | 0.25 |
| CH48 | 5240 | 7.88 | 0.28 | 7.88 | 24.00 | 0.25 |

Test Mode: UNII-1/TX AC40 Mode_ANT 1

| Channel | Frequency (MHz) | Output Power (dBm) | Duty Factor (dBm) | Output Power + Duty Factor (dBm) | Limit (dBm) | Limit (Watt) |
|---------|-----------------|--------------------|-------------------|----------------------------------|-------------|--------------|
| CH38 | 5190 | 3.50 | 0.38 | 3.88 | 24.00 | 0.25 |
| CH46 | 5230 | 3.28 | 0.38 | 3.66 | 24.00 | 0.25 |

Test Mode: UNII-1/TX AC40 Mode_ANT 2

| Channel | Frequency (MHz) | Output Power (dBm) | Duty Factor (dBm) | Output Power + Duty Factor (dBm) | Limit (dBm) | Limit (Watt) |
|---------|-----------------|--------------------|-------------------|----------------------------------|-------------|--------------|
| CH38 | 5190 | 4.92 | 0.38 | 5.30 | 24.00 | 0.25 |
| CH46 | 5230 | 4.94 | 0.38 | 5.32 | 24.00 | 0.25 |

Test Mode: UNII-1/TX AC40 Mode_Total

| Channel | Frequency (MHz) | Output Power (dBm) | Duty Factor (dBm) | Output Power + Duty Factor (dBm) | Limit (dBm) | Limit (Watt) |
|---------|-----------------|--------------------|-------------------|----------------------------------|-------------|--------------|
| CH38 | 5190 | 7.66 | 0.38 | 7.66 | 24.00 | 0.25 |
| CH46 | 5230 | 7.58 | 0.38 | 7.58 | 24.00 | 0.25 |

Test Mode: UNII-1/TX AC80 Mode_ANT 1

| Channel | Frequency (MHz) | Output Power (dBm) | Duty Factor (dBm) | Output Power + Duty Factor (dBm) | Limit (dBm) | Limit (Watt) |
|---------|-----------------|--------------------|-------------------|----------------------------------|-------------|--------------|
| CH42 | 5210 | 3.86 | 0.41 | 4.27 | 24.00 | 0.25 |

Test Mode: UNII-1/TX AC80 Mode_ANT 2

| Channel | Frequency (MHz) | Output Power (dBm) | Duty Factor (dBm) | Output Power + Duty Factor (dBm) | Limit (dBm) | Limit (Watt) |
|---------|-----------------|--------------------|-------------------|----------------------------------|-------------|--------------|
| CH42 | 5210 | 5.17 | 0.41 | 5.58 | 24.00 | 0.25 |

Test Mode: UNII-1/TX AC80 Mode_Total

| Channel | Frequency (MHz) | Output Power (dBm) | Duty Factor (dBm) | Output Power + Duty Factor (dBm) | Limit (dBm) | Limit (Watt) |
|---------|-----------------|--------------------|-------------------|----------------------------------|-------------|--------------|
| CH42 | 5210 | 7.98 | 0.41 | 7.98 | 24.00 | 0.25 |

Test Mode: UNII-3/TX AC20 Mode_ANT 1

| Channel | Frequency (MHz) | Output Power (dBm) | Duty Factor (dBm) | Output Power + Duty Factor (dBm) | Limit (dBm) | Limit (Watt) |
|---------|-----------------|--------------------|-------------------|----------------------------------|-------------|--------------|
| CH149 | 5745 | 0.31 | 0.28 | 0.59 | 30.00 | 1.00 |
| CH157 | 5785 | 0.23 | 0.28 | 0.51 | 30.00 | 1.00 |
| CH165 | 5825 | 0.24 | 0.28 | 0.52 | 30.00 | 1.00 |

Test Mode: UNII-3/TX AC20 Mode_ANT 2

| Channel | Frequency (MHz) | Output Power (dBm) | Duty Factor (dBm) | Output Power + Duty Factor (dBm) | Limit (dBm) | Limit (Watt) |
|---------|-----------------|--------------------|-------------------|----------------------------------|-------------|--------------|
| CH149 | 5745 | 6.16 | 0.28 | 6.44 | 30.00 | 1.00 |
| CH157 | 5785 | 6.17 | 0.28 | 6.45 | 30.00 | 1.00 |
| CH165 | 5825 | 6.20 | 0.28 | 6.48 | 30.00 | 1.00 |

Test Mode: UNII-3/TX AC20 Mode_Total

| Channel | Frequency (MHz) | Output Power (dBm) | Duty Factor (dBm) | Output Power + Duty Factor (dBm) | Limit (dBm) | Limit (Watt) |
|---------|-----------------|--------------------|-------------------|----------------------------------|-------------|--------------|
| CH149 | 5745 | 7.44 | 0.28 | 7.44 | 30.00 | 1.00 |
| CH157 | 5785 | 7.44 | 0.28 | 7.44 | 30.00 | 1.00 |
| CH165 | 5825 | 7.46 | 0.28 | 7.46 | 30.00 | 1.00 |

Test Mode: UNII-3/TX AC40 Mode_ANT 1

| Channel | Frequency (MHz) | Output Power (dBm) | Duty Factor (dBm) | Output Power + Duty Factor (dBm) | Limit (dBm) | Limit (Watt) |
|---------|-----------------|--------------------|-------------------|----------------------------------|-------------|--------------|
| CH151 | 5755 | 0.26 | 0.38 | 0.64 | 30.00 | 1.00 |
| CH159 | 5795 | 0.20 | 0.38 | 0.58 | 30.00 | 1.00 |

Test Mode: UNII-3/TX AC40 Mode_ANT 2

| Channel | Frequency (MHz) | Output Power (dBm) | Duty Factor (dBm) | Output Power + Duty Factor (dBm) | Limit (dBm) | Limit (Watt) |
|---------|-----------------|--------------------|-------------------|----------------------------------|-------------|--------------|
| CH151 | 5755 | 5.73 | 0.38 | 6.11 | 30.00 | 1.00 |
| CH159 | 5795 | 5.60 | 0.38 | 5.98 | 30.00 | 1.00 |

Test Mode: UNII-3/TX AC40 Mode_Total

| Channel | Frequency (MHz) | Output Power (dBm) | Duty Factor (dBm) | Output Power + Duty Factor (dBm) | Limit (dBm) | Limit (Watt) |
|---------|-----------------|--------------------|-------------------|----------------------------------|-------------|--------------|
| CH151 | 5755 | 7.19 | 0.38 | 7.19 | 30.00 | 1.00 |
| CH159 | 5795 | 7.08 | 0.38 | 7.08 | 30.00 | 1.00 |

Test Mode: UNII-3/TX AC80 Mode_ANT 1

| Channel | Frequency (MHz) | Output Power (dBm) | Duty Factor (dBm) | Output Power + Duty Factor (dBm) | Limit (dBm) | Limit (Watt) |
|---------|-----------------|--------------------|-------------------|----------------------------------|-------------|--------------|
| CH155 | 5775 | 0.25 | 0.41 | 0.66 | 30.00 | 1.00 |

Test Mode: UNII-3/TX AC80 Mode_ANT 2

| Channel | Frequency (MHz) | Output Power (dBm) | Duty Factor (dBm) | Output Power + Duty Factor (dBm) | Limit (dBm) | Limit (Watt) |
|---------|-----------------|--------------------|-------------------|----------------------------------|-------------|--------------|
| CH155 | 5775 | 6.10 | 0.41 | 6.51 | 30.00 | 1.00 |

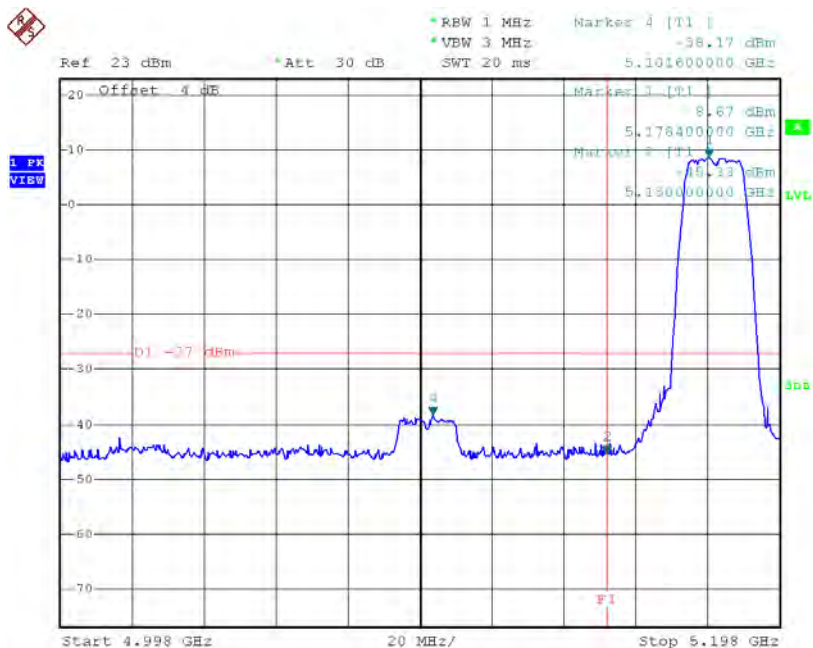
Test Mode: UNII-3/TX AC80 Mode_Total

| Channel | Frequency (MHz) | Output Power (dBm) | Duty Factor (dBm) | Output Power + Duty Factor (dBm) | Limit (dBm) | Limit (Watt) |
|---------|-----------------|--------------------|-------------------|----------------------------------|-------------|--------------|
| CH155 | 5775 | 7.51 | 0.41 | 7.51 | 30.00 | 1.00 |

ATTACHMENT G - ANTENNA CONDUCTED SPURIOUS EMISSION

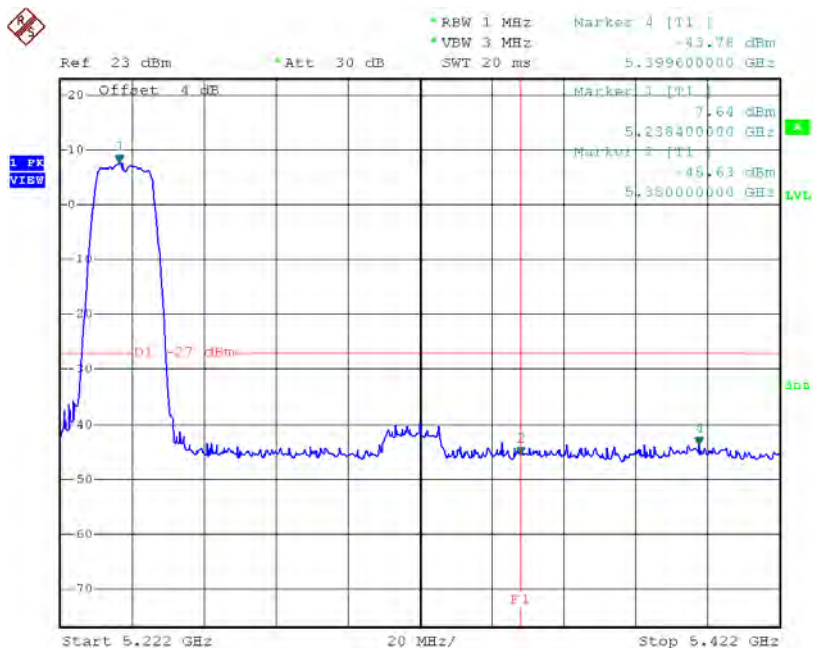
Test Mode: UNII-1/TX A Mode

TX mode CH36



Date: 19.JUL.2015 15:11:54

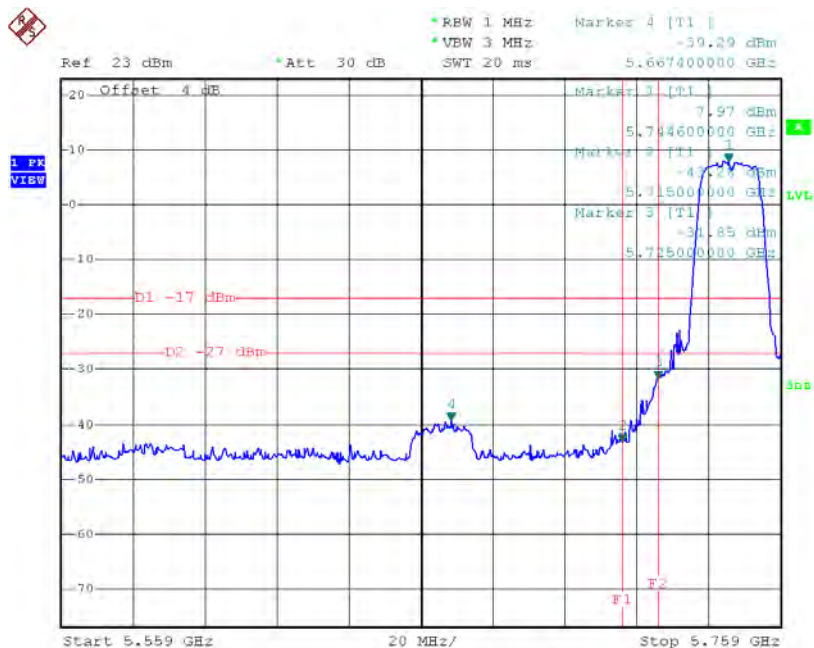
TX mode CH48



Date: 19.JUL.2015 15:15:51

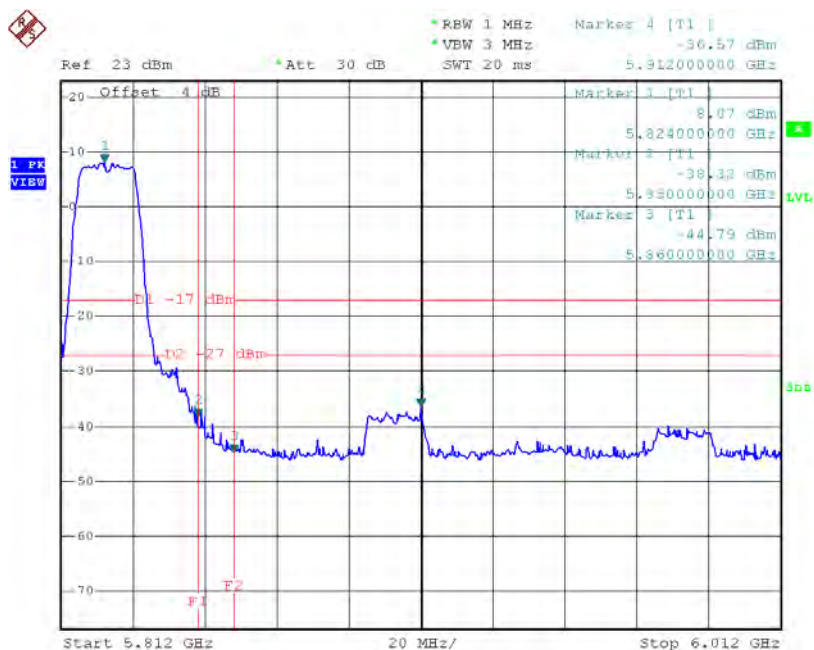
Test Mode: UNII-3/TX A Mode

TX A Mode CH149



Date: 19.JUL.2015 15:17:32

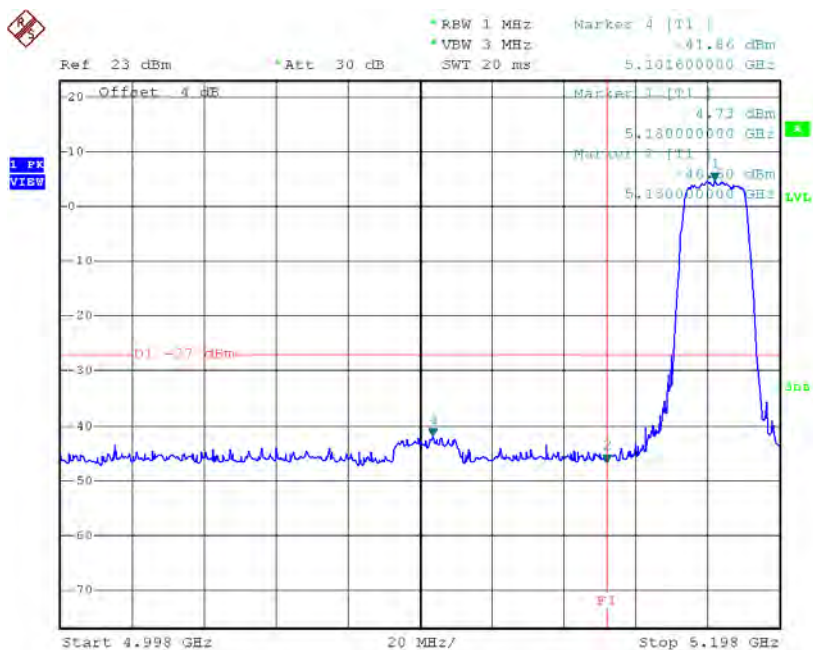
TX A Mode CH165



Date: 19.JUL.2015 15:21:31

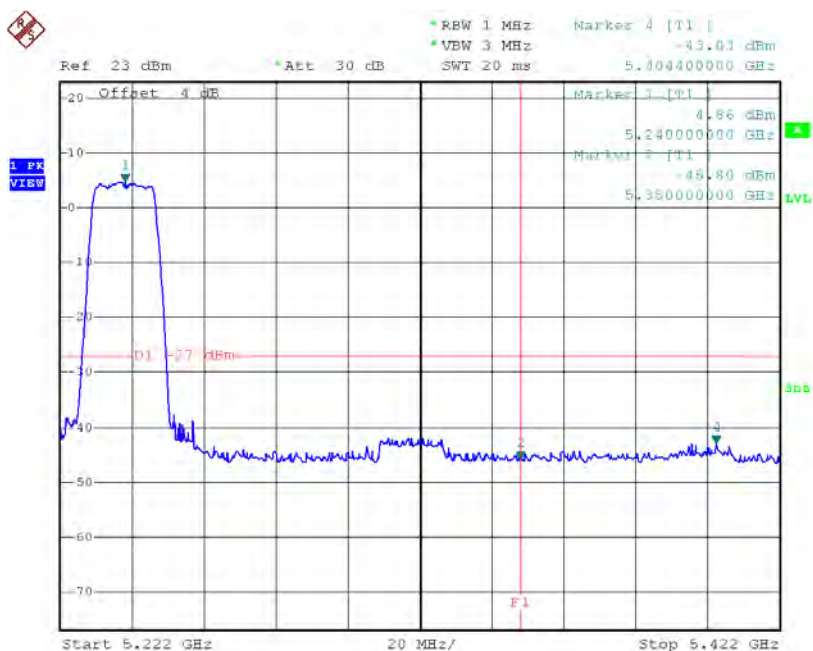
Test Mode: UNII-1/TX N20 Mode_ANT 1

TX mode CH36



Date: 19.JUL.2015 12:13:02

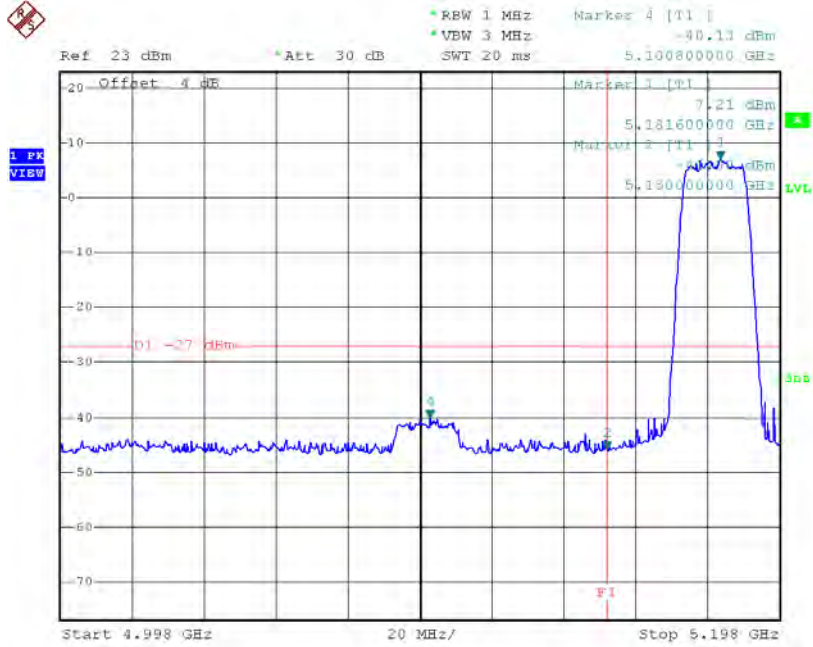
TX mode CH48



Date: 19.JUL.2015 12:15:52

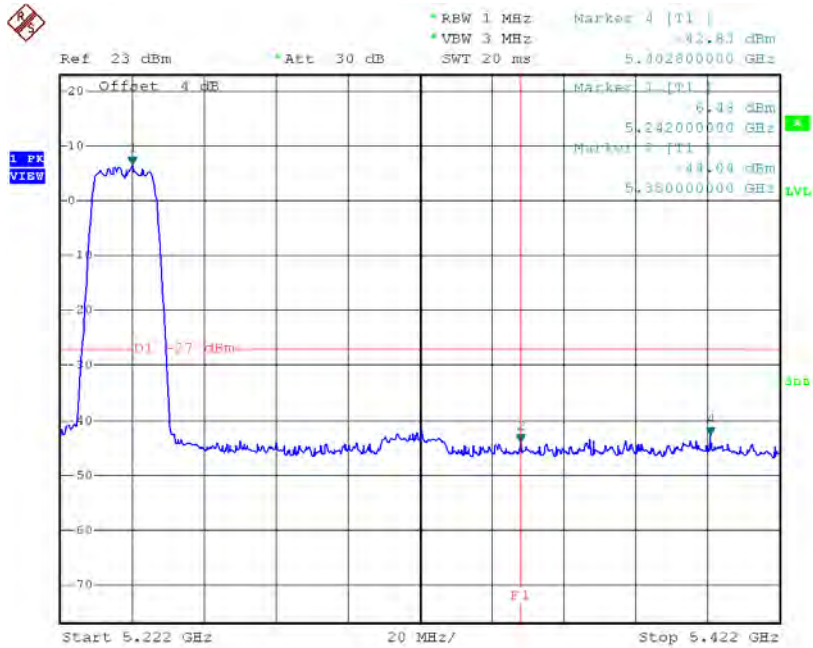
Test Mode: UNII-1/TX N20 Mode_ANT 2

TX mode CH36



Date: 19.JUL.2015 15:26:01

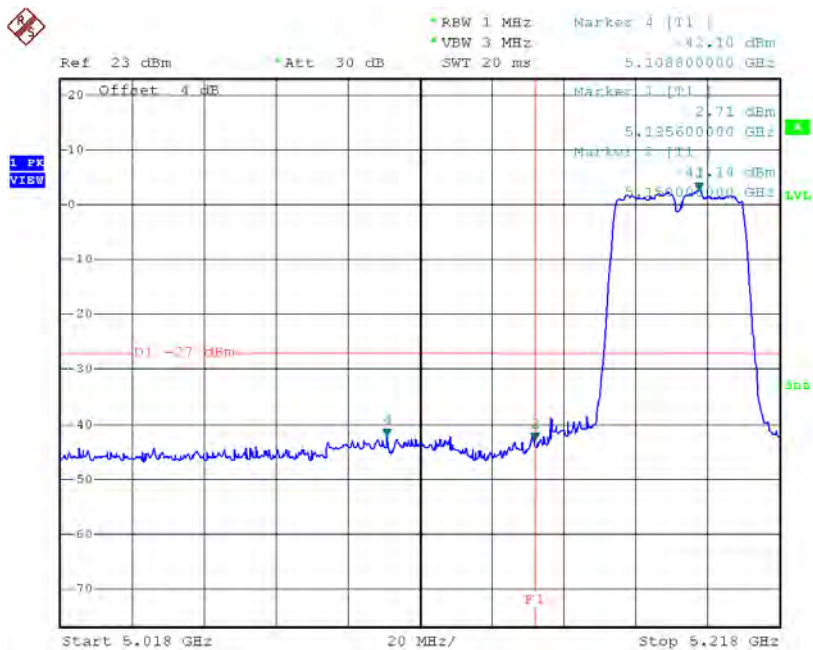
TX mode CH48



Date: 19.JUL.2015 15:28:28

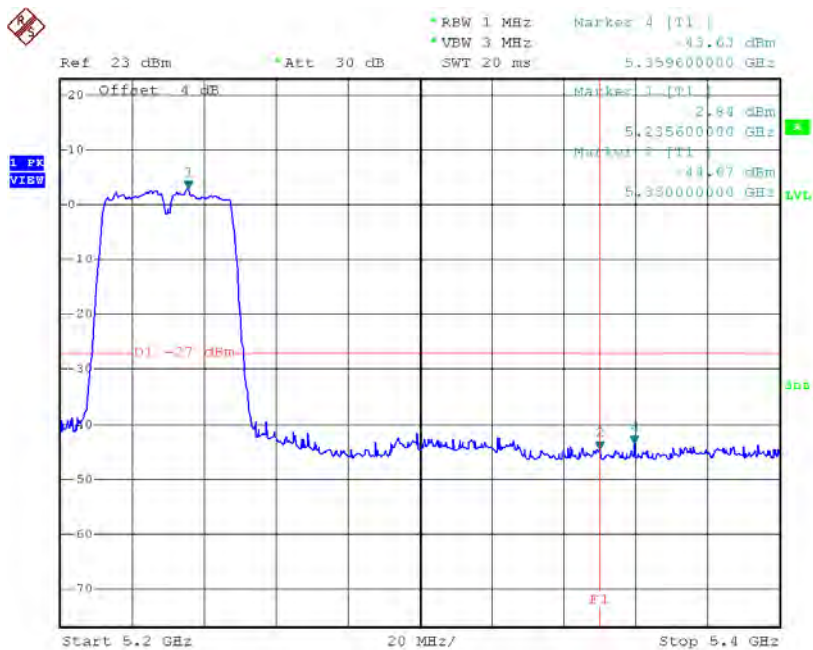
Test Mode: UNII-1/TX N40 Mode_ANT 1

TX mode CH38



Date: 19.JUL.2015 12:58:51

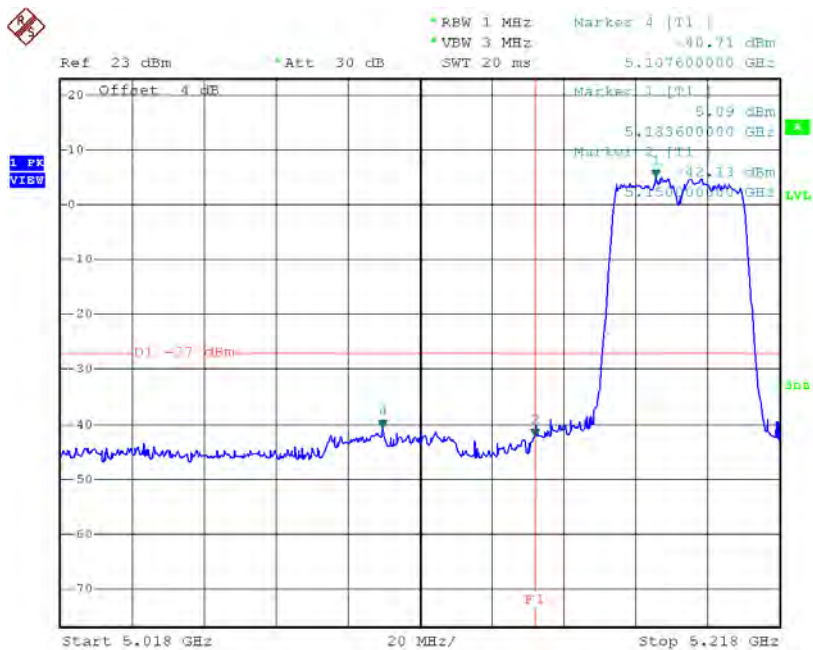
TX mode CH46



Date: 19.JUL.2015 13:00:16

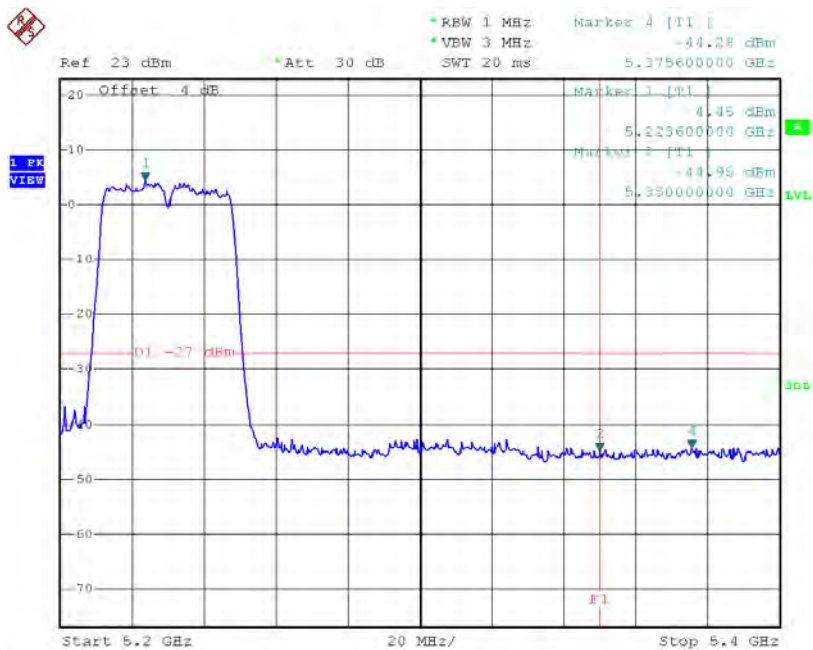
Test Mode: UNII-1/TX N40 Mode_ANT 2

TX mode CH38



Date: 19.JUL.2015 15:46:35

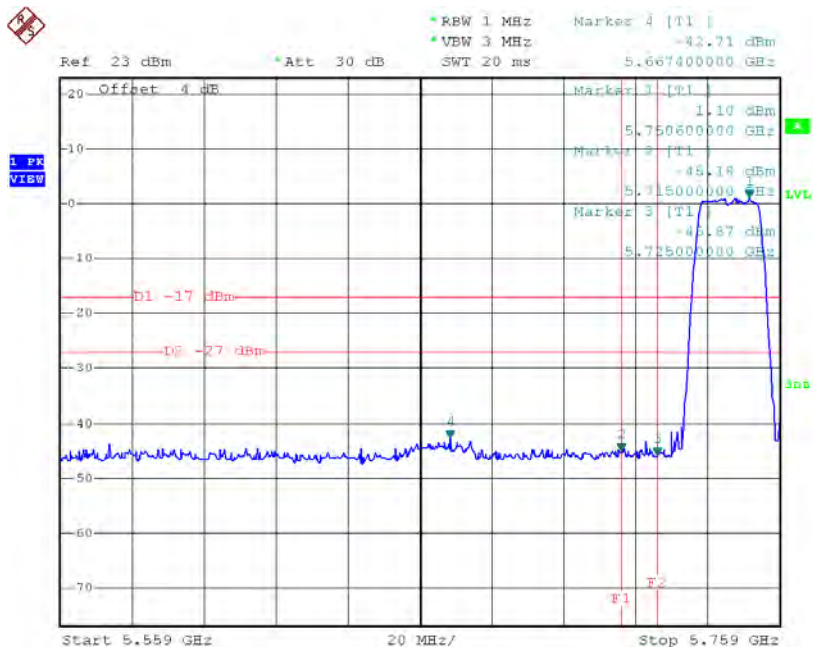
TX mode CH46



Date: 19.JUL.2015 15:47:54

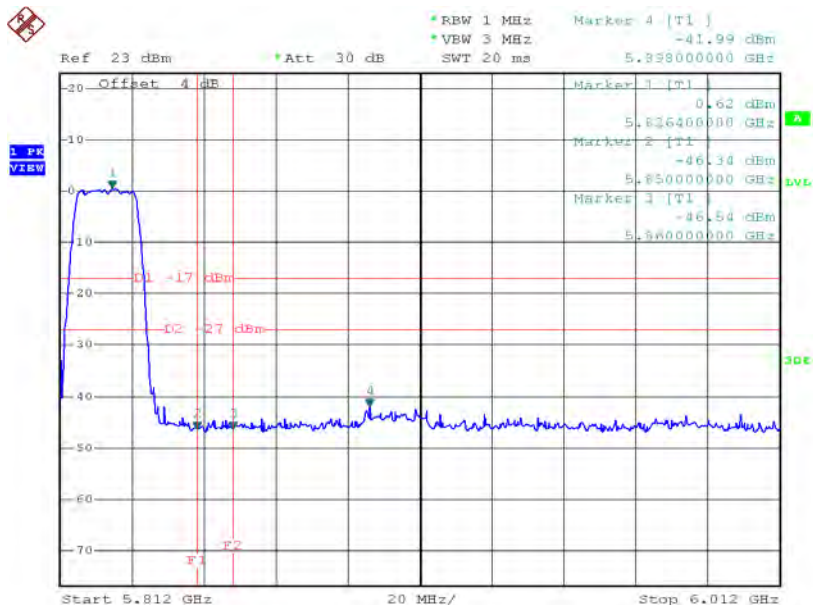
Test Mode: UNII-3/TX N20 Mode_ANT 1

TX HT20 mode CH149



Date: 19.JUL.2015 12:17:10

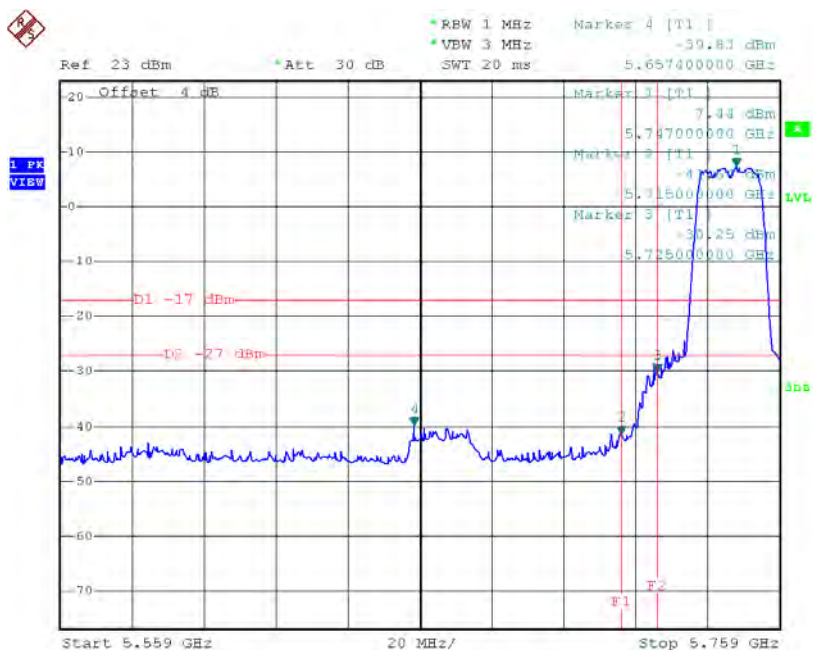
TX HT20 mode CH165



Date: 19.JUL.2015 12:19:25

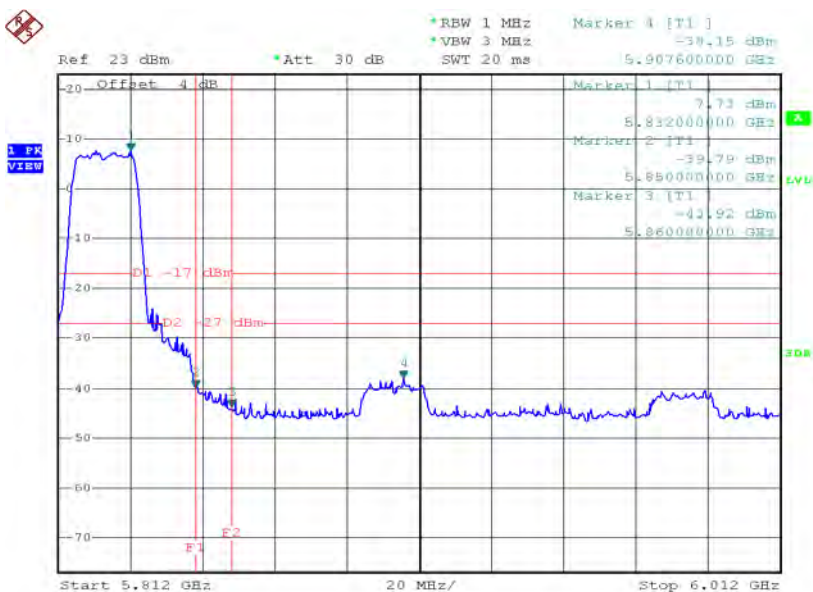
Test Mode: UNII-3/TX N20 Mode_ANT 2

TX HT20 mode CH149



Date: 19.JUL.2015 15:29:52

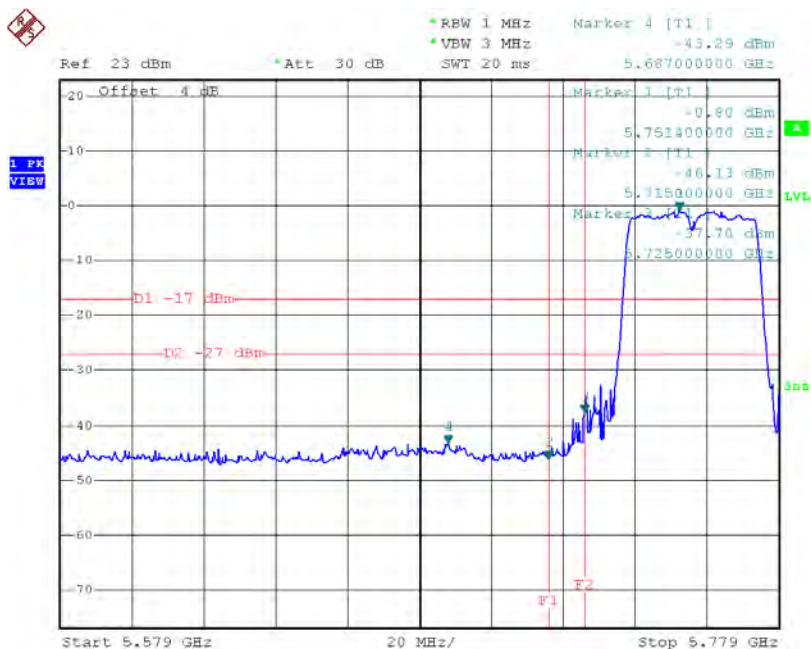
X HT20 mode CH165



Date: 19.JUL.2015 15:32:25

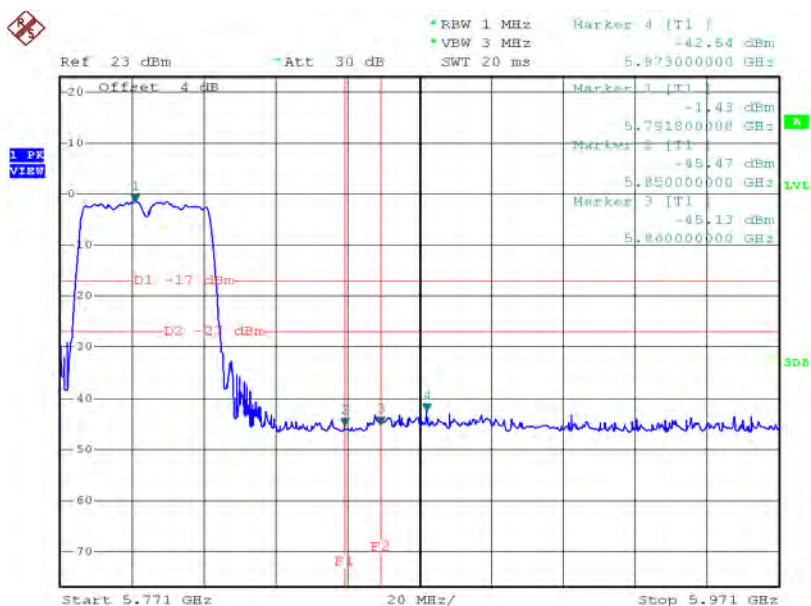
Test Mode: UNII-3/TX N40 Mode_ANT 1

UNII-3/TX HT40 mode CH151



Date: 19.JUL.2015 13:01:35

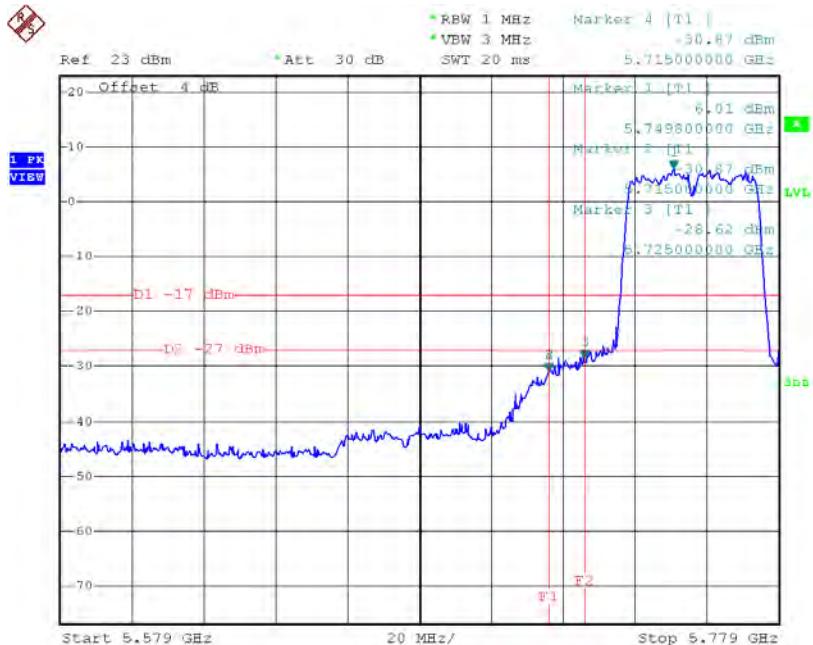
UNII-3/TX HT40 mode CH159



Date: 19.JUL.2015 13:02:57

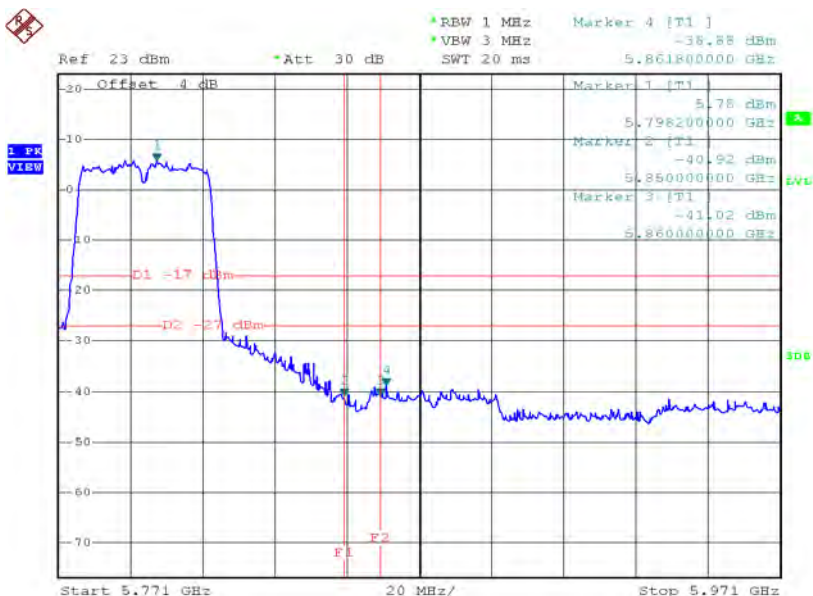
Test Mode: UNII-3/TX N40 Mode_ANT 2

TX HT40 mode CH151



Date: 19.JUL.2015 15:49:09

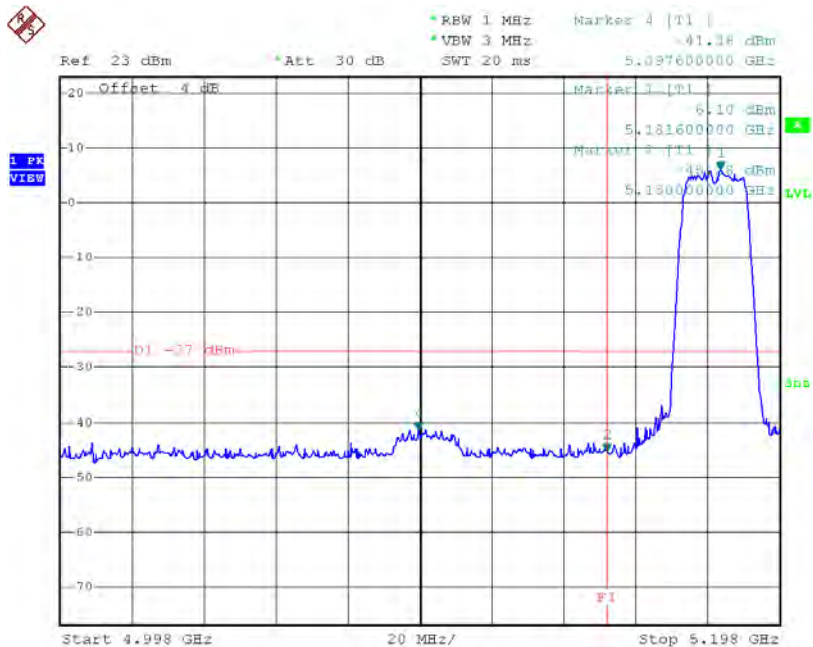
HT40 mode CH159



Date: 19.JUL.2015 15:53:39

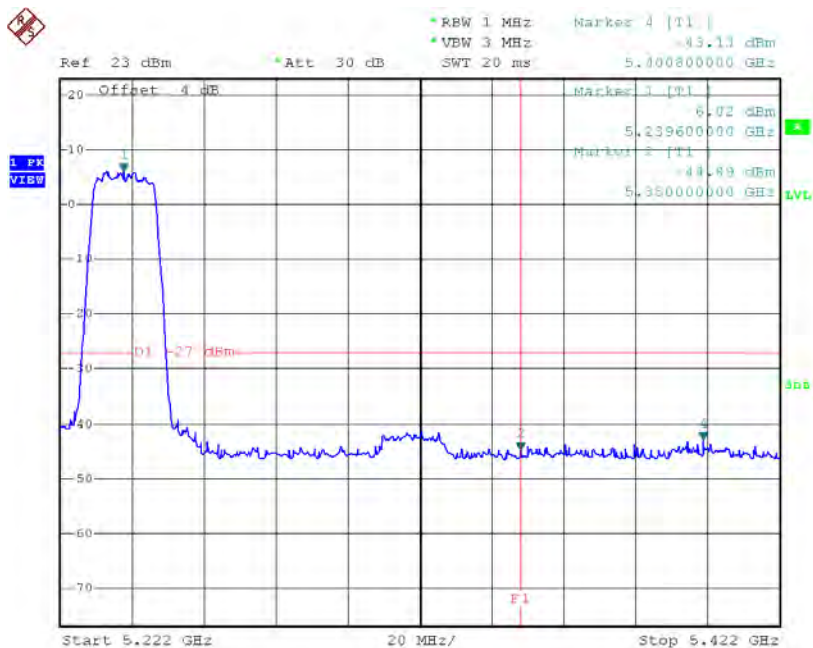
Test Mode: UNII-1/TX AC20 Mode_ANT 1

TX mode CH36



Date: 19.JUL.2015 12:22:00

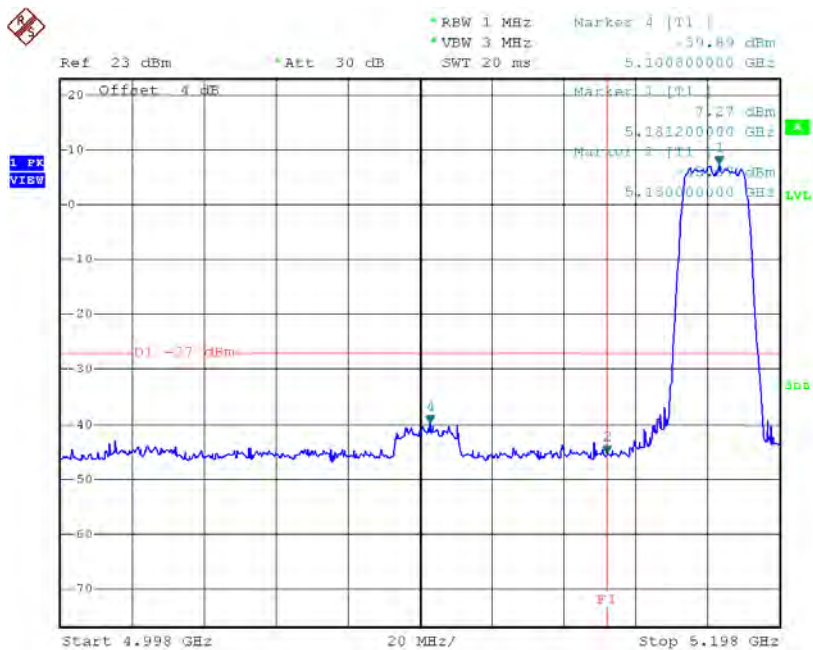
TX mode CH48



Date: 19.JUL.2015 12:51:51

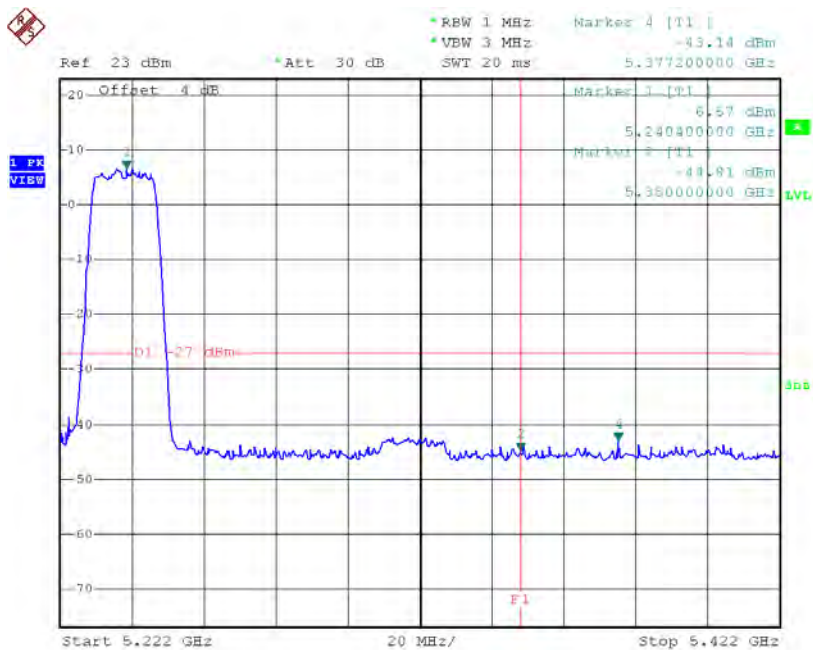
Test Mode: UNII-1/TX AC20 Mode_ANT 2

TX mode CH36



Date: 19.JUL.2015 15:34:55

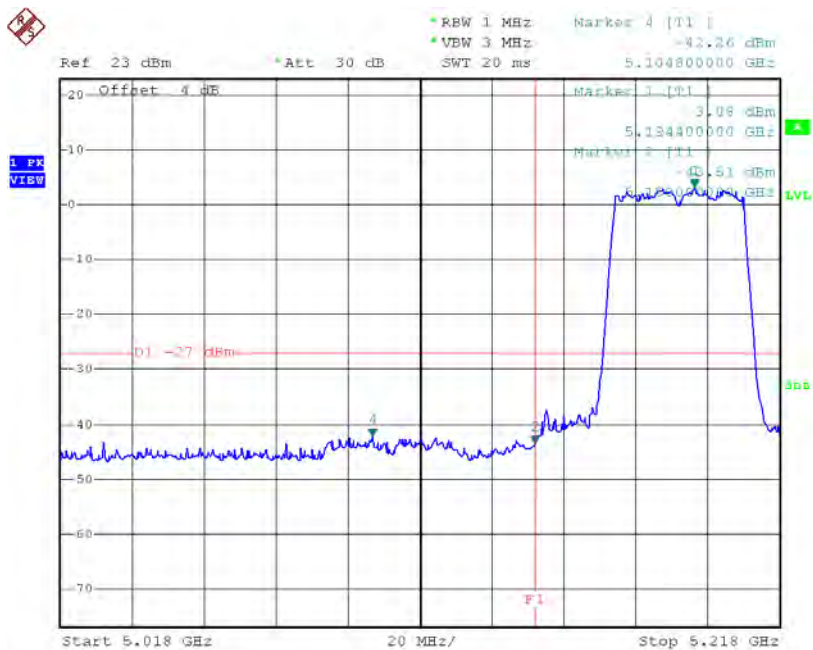
TX mode CH48



Date: 19.JUL.2015 15:37:57

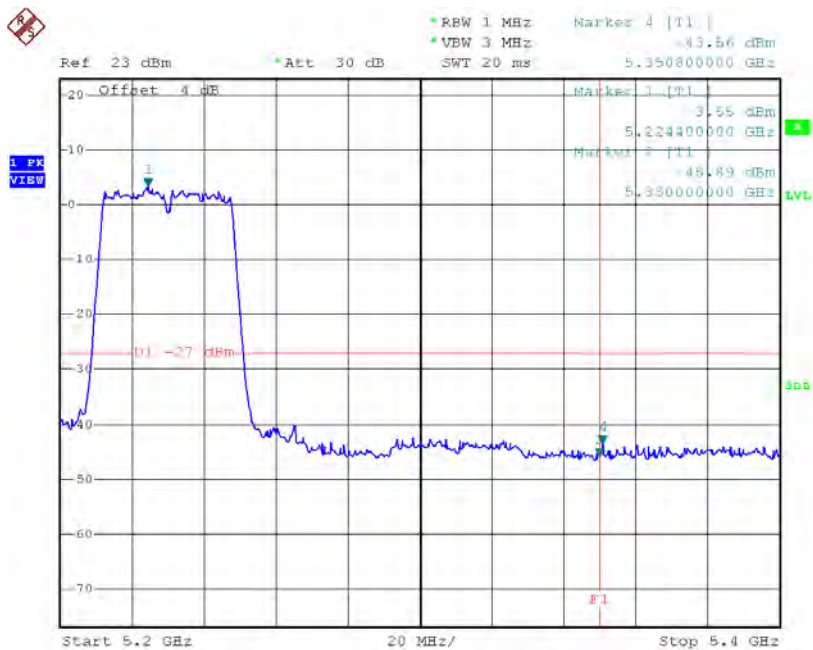
Test Mode: UNII-1/TX AC40 Mode_ANT 1

TX mode CH38



Date: 19.JUL.2015 13:06:15

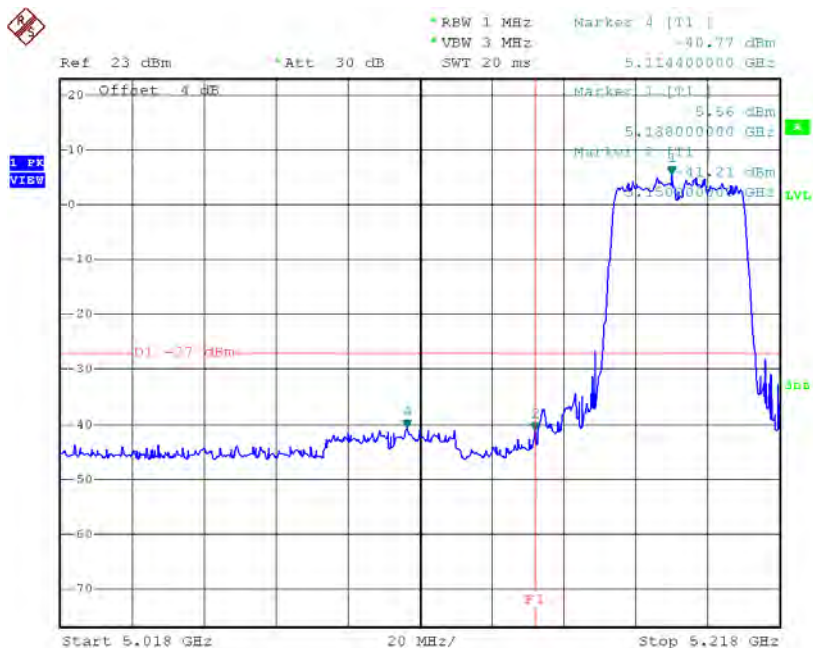
TX mode CH46



Date: 19.JUL.2015 13:08:07

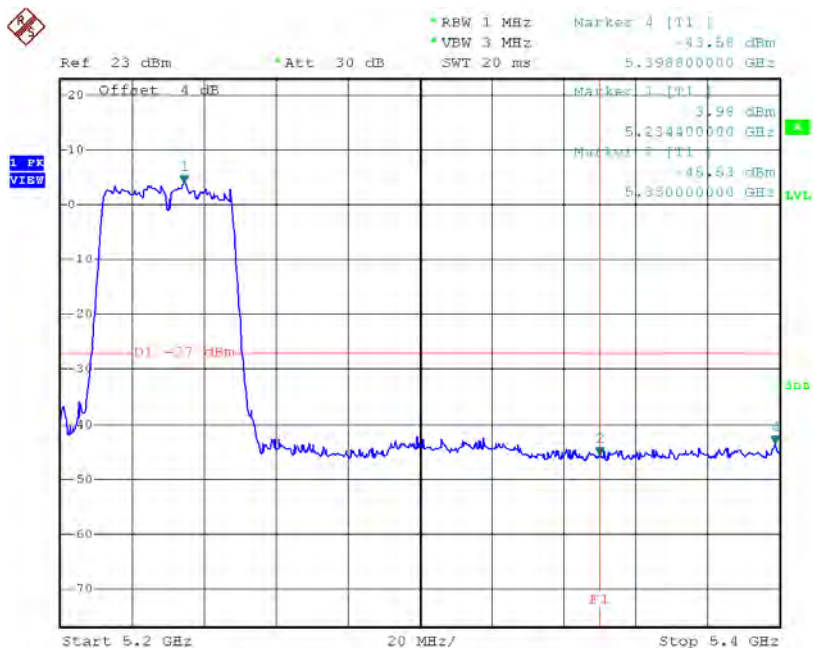
Test Mode: UNII-1/TX AC40 Mode_ANT 2

TX mode CH38



Date: 19.JUL.2015 15:58:37

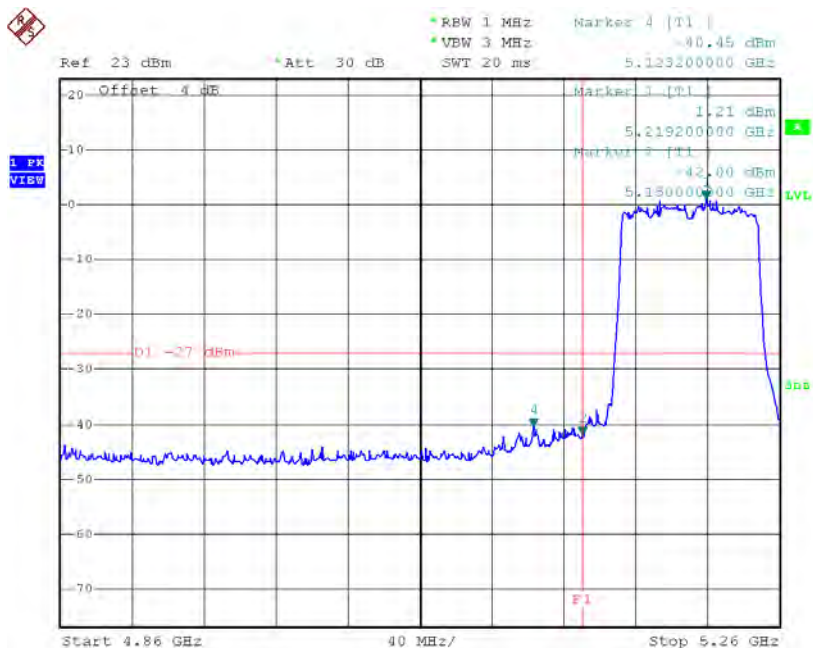
TX mode CH46



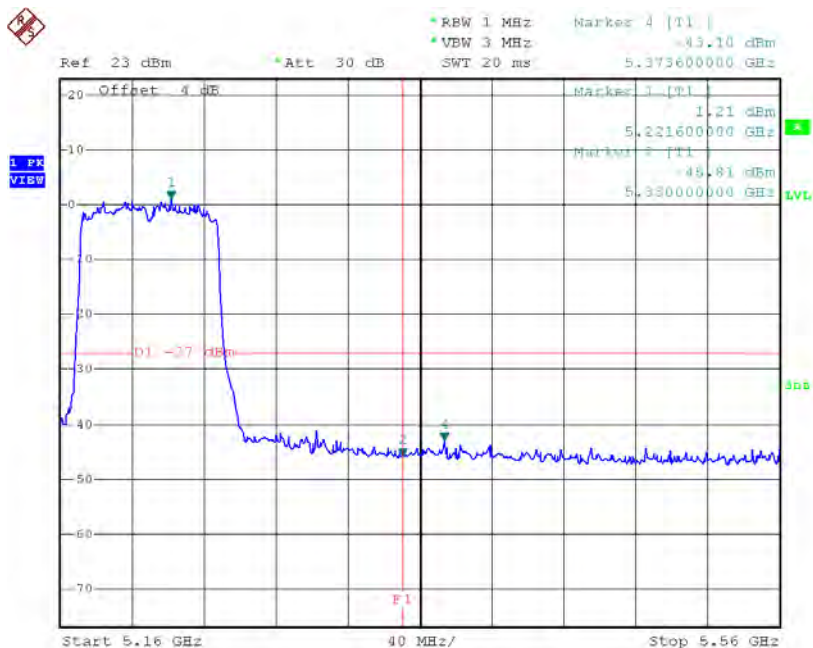
Date: 19.JUL.2015 15:59:52

Test Mode: UNII-1/TX AC80 Mode_ANT 1

TX mode CH42



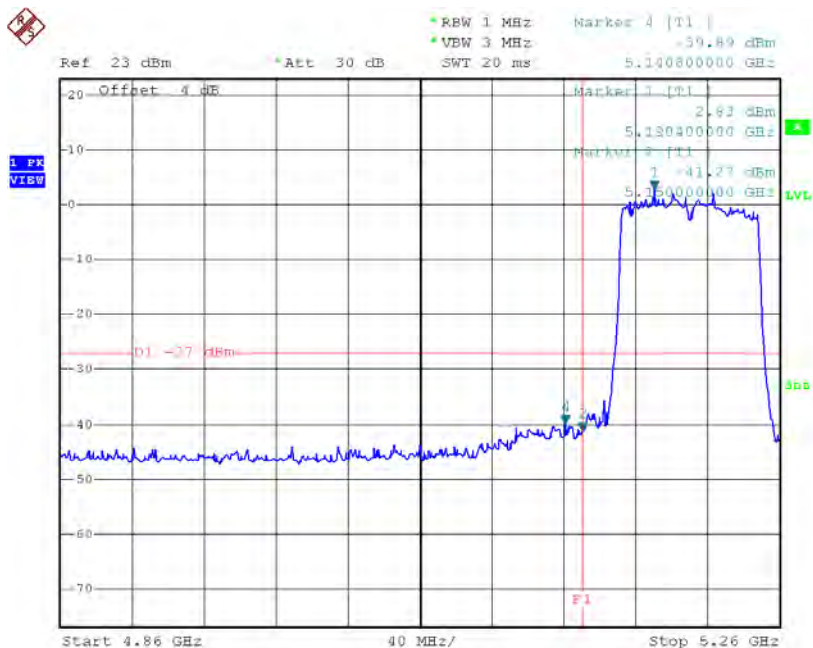
Date: 19.JUL.2015 13:17:16



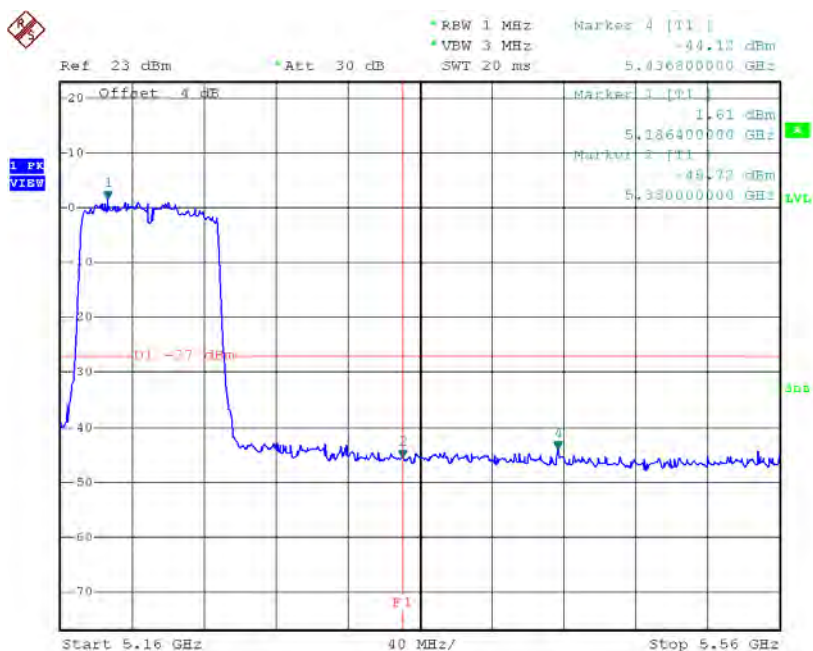
Date: 19.JUL.2015 13:17:24

Test Mode: UNII-1/TX AC80 Mode_ANT 2

TX mode CH42



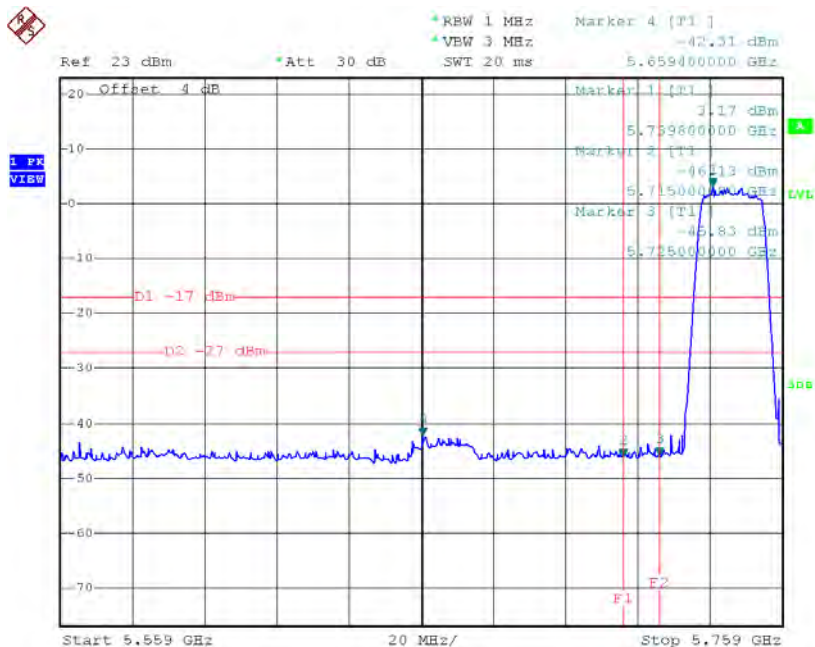
Date: 19.JUL.2015 16:11:32



Date: 19.JUL.2015 16:11:40

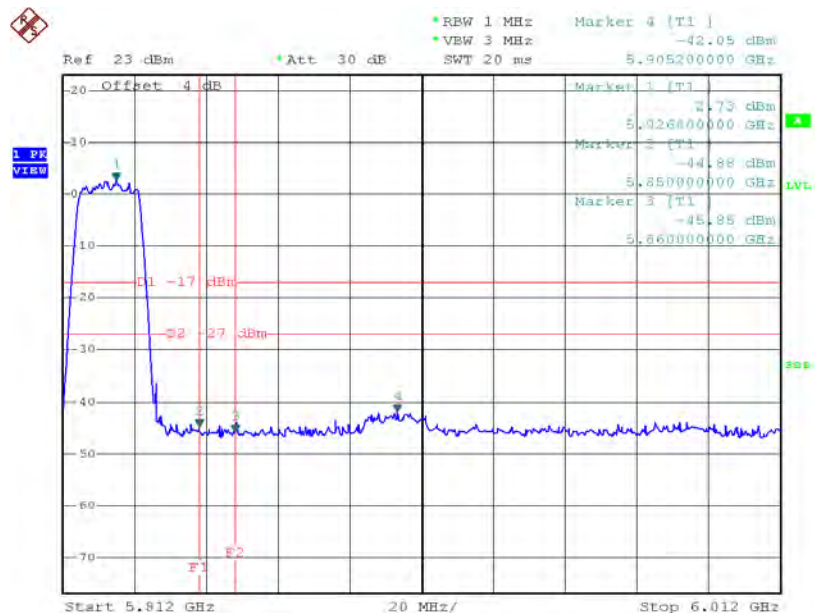
Test Mode: UNII-3/TX AC20 Mode_ANT 1

TX AC HT20 mode CH149



Date: 19.JUL.2015 12:53:13

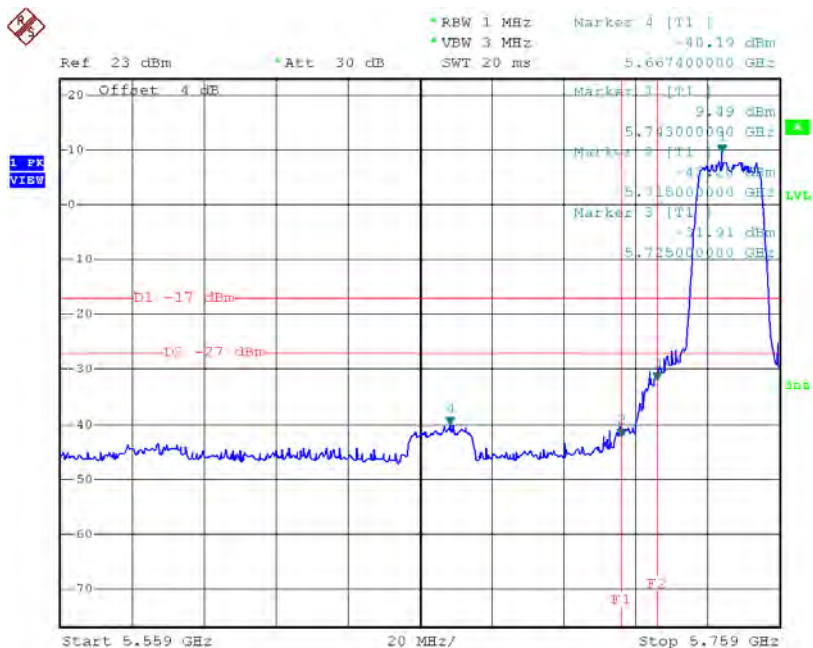
TX AC HT20 mode CH165



Date: 19.JUL.2015 12:55:37

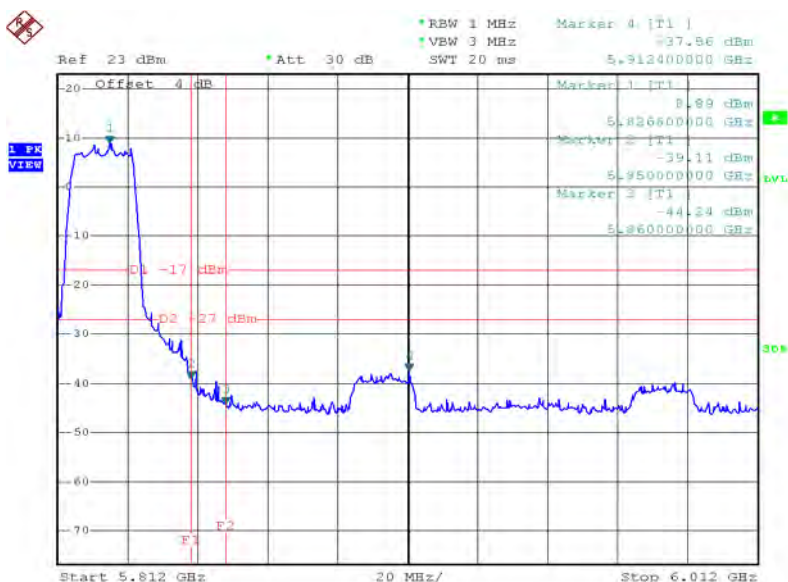
Test Mode: UNII-3/TX AC20 Mode_ANT 2

TX AC HT20 mode CH149



Date: 19.JUL.2015 15:39:56

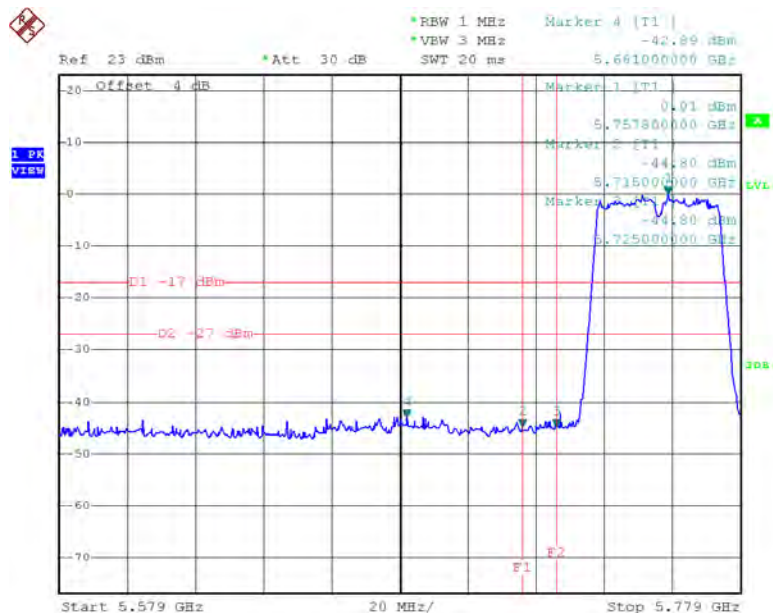
TX AC HT20 mode CH165



Date: 19.JUL.2015 15:42:39

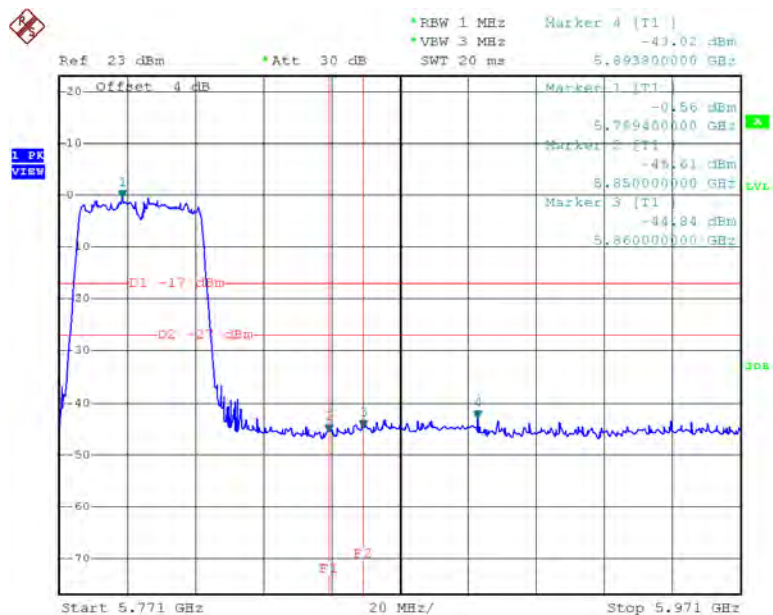
Test Mode: UNII-3/TX AC40 Mode_ANT 1

TX AC HT40 mode CH151



Date: 19.JUL.2015 13:09:45

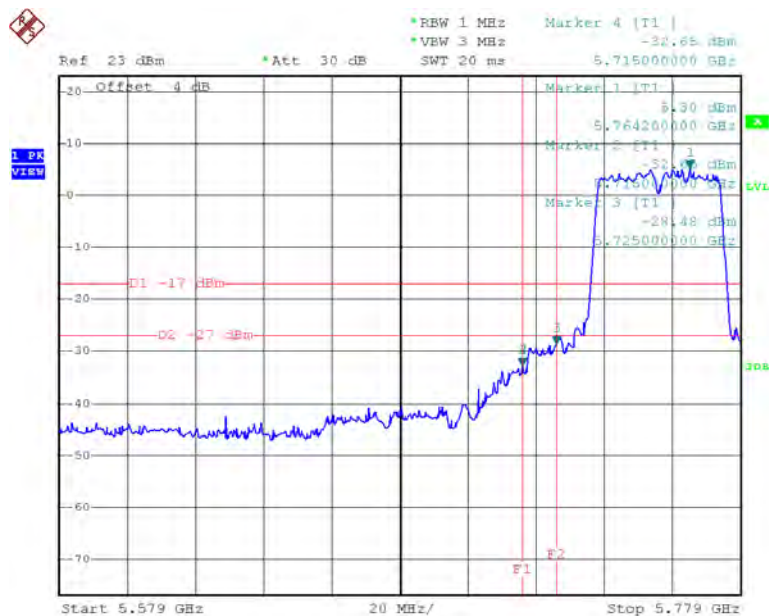
TX AC HT40 mode CH159



Date: 19.JUL.2015 13:10:55

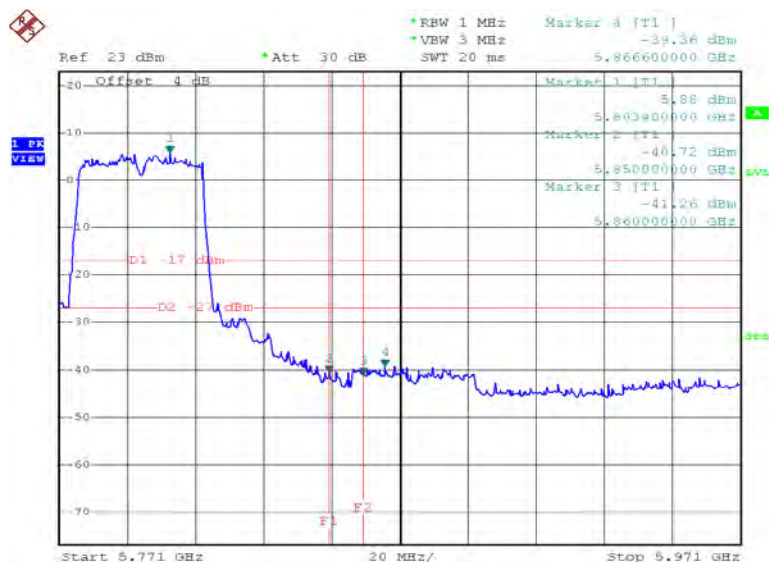
Test Mode: UNII-3/TX AC40 Mode_ANT 2

TX AC HT40 mode CH151



Date: 19.JUL.2015 16:01:09

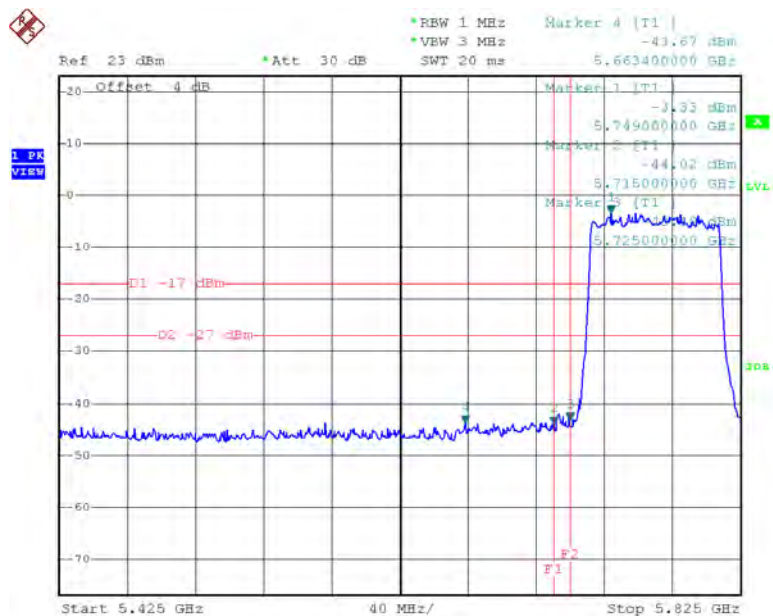
TX AC HT40 mode CH159



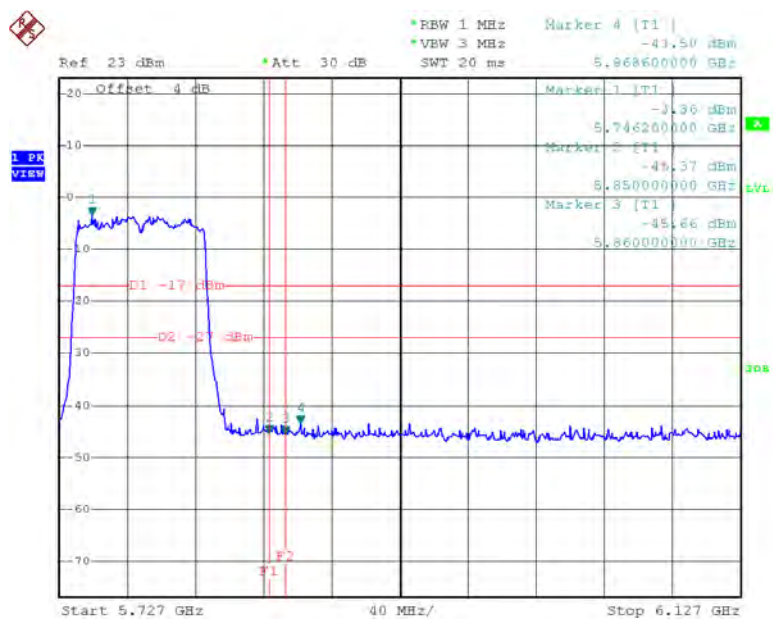
Date: 19.JUL.2015 16:04:59

Test Mode: UNII-3/TX AC80 Mode_ANT 1

TX AC HT80 mode CH155



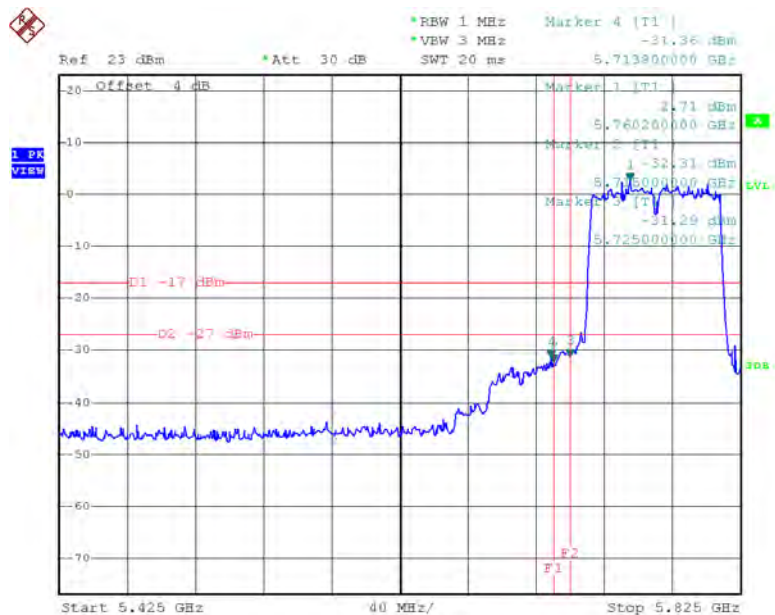
Date: 19.JUL.2015 13:19:00



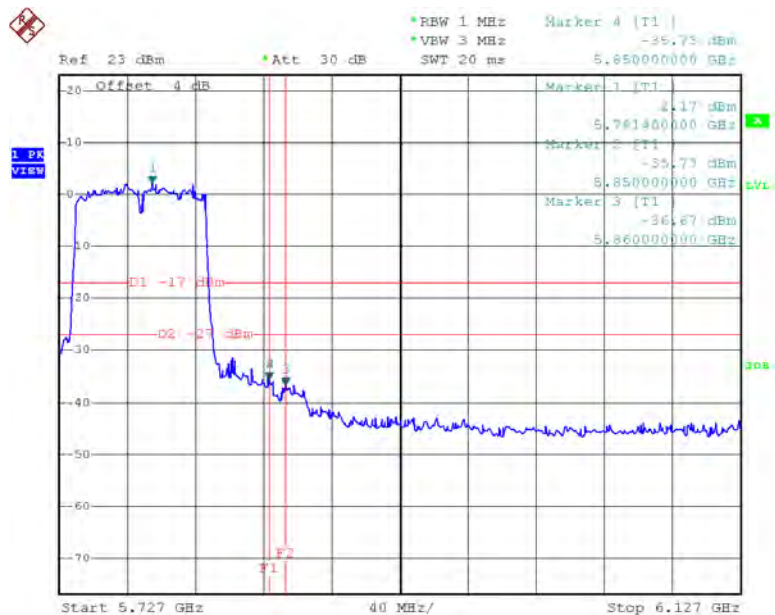
Date: 19.JUL.2015 13:19:07

Test Mode: UNII-3/TX AC80 Mode_ANT 2

TX AC HT80 mode CH155



Date: 19.JUL.2015 16:13:11



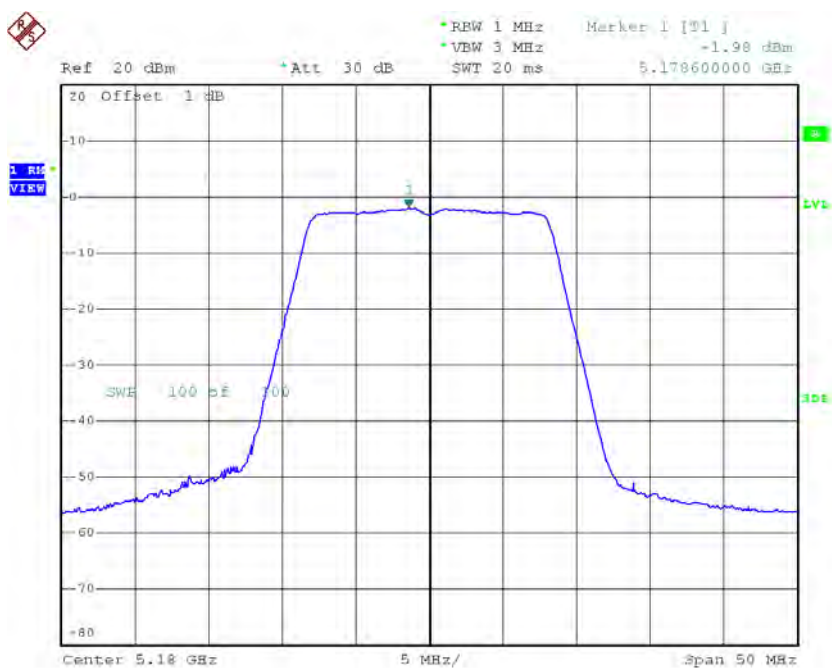
Date: 19.JUL.2015 16:13:18

ATTACHMENT H - POWER SPECTRAL DENSITY

Test Mode: UNII-1/ TX A Mode_CH36/CH40/CH48

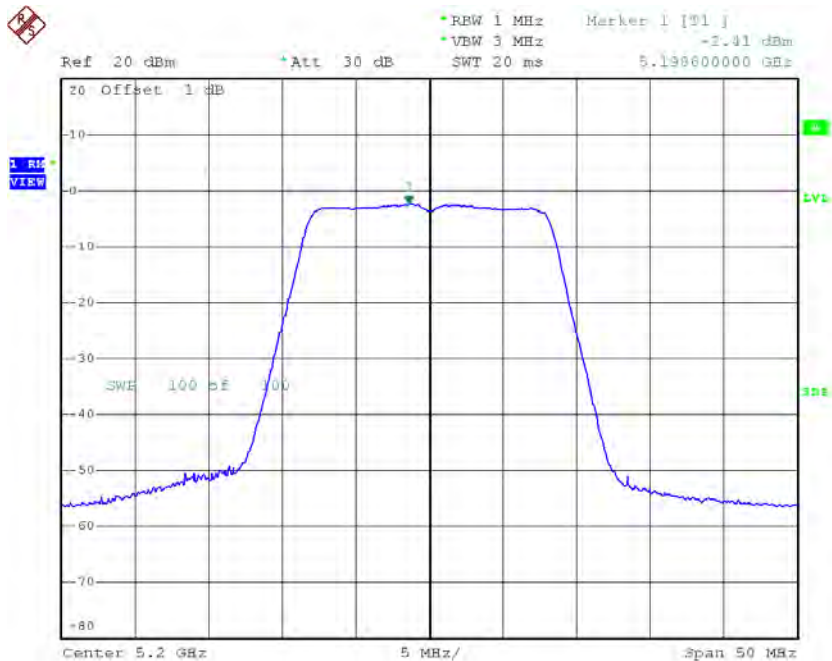
| Channel | Frequency (MHz) | Power Density (dBm/MHz) | Duty Factor (dBm/MHz) | Power Density + Duty Factor (dBm/MHz) | Limit (dBm/MHz) |
|---------|-----------------|-------------------------|-----------------------|---------------------------------------|-----------------|
| CH36 | 5180 | -1.98 | 0.10 | -1.88 | 11.00 |
| CH40 | 5200 | -2.41 | 0.10 | -2.31 | 11.00 |
| CH48 | 5240 | -3.26 | 0.10 | -3.16 | 11.00 |

CH36



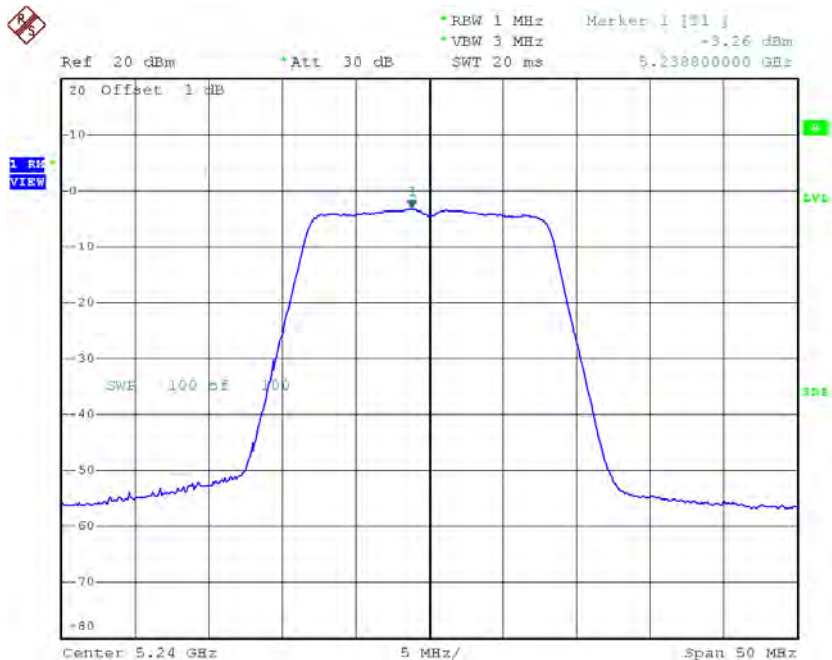
Date: 19.JUL.2015 15:11:46

CH40



Date: 19.JUL.2015 15:14:02

CH48

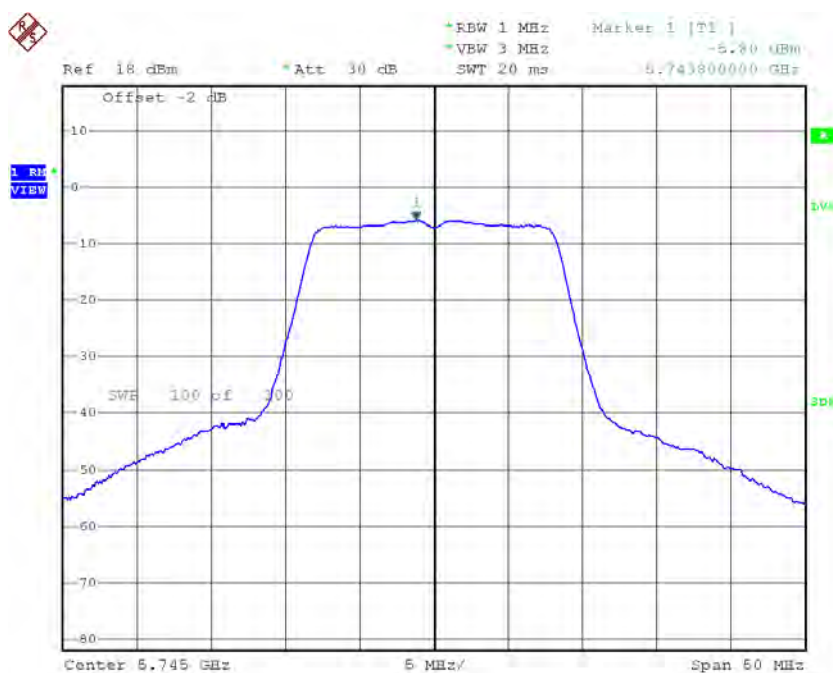


Date: 19.JUL.2015 15:15:44

Test Mode: UNII-3/TX A Mode_CH149/CH157/CH165

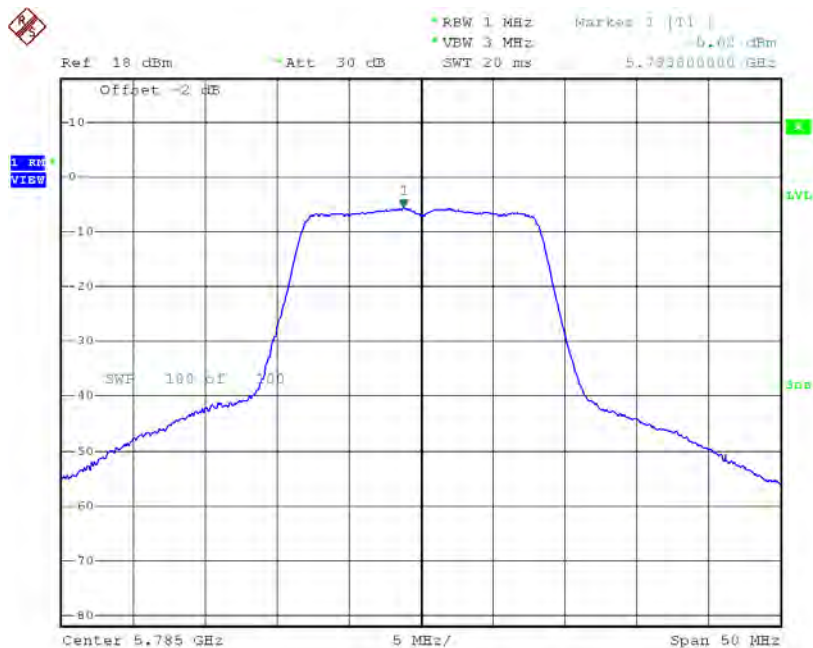
| Channel | Frequency (MHz) | Power Density (dBm/MHz) | Duty Factor (dBm/MHz) | Power Density + Duty Factor (dBm/MHz) | Limit (dBm/MHz) |
|---------|-----------------|-------------------------|-----------------------|---------------------------------------|-----------------|
| CH149 | 5745 | -5.80 | 0.10 | -5.70 | 30.00 |
| CH157 | 5785 | -5.62 | 0.10 | -5.52 | 30.00 |
| CH165 | 5825 | -5.83 | 0.10 | -5.73 | 30.00 |

TX CH149



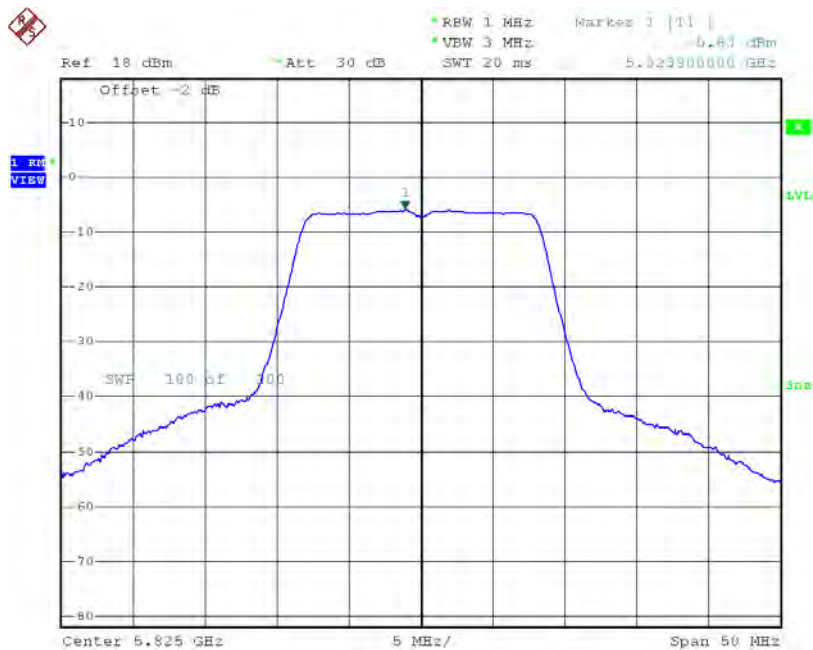
Date: 19.JUL.2015 15:17:24

TX CH157



Date: 19.JUL.2015 15:19:18

TX CH165

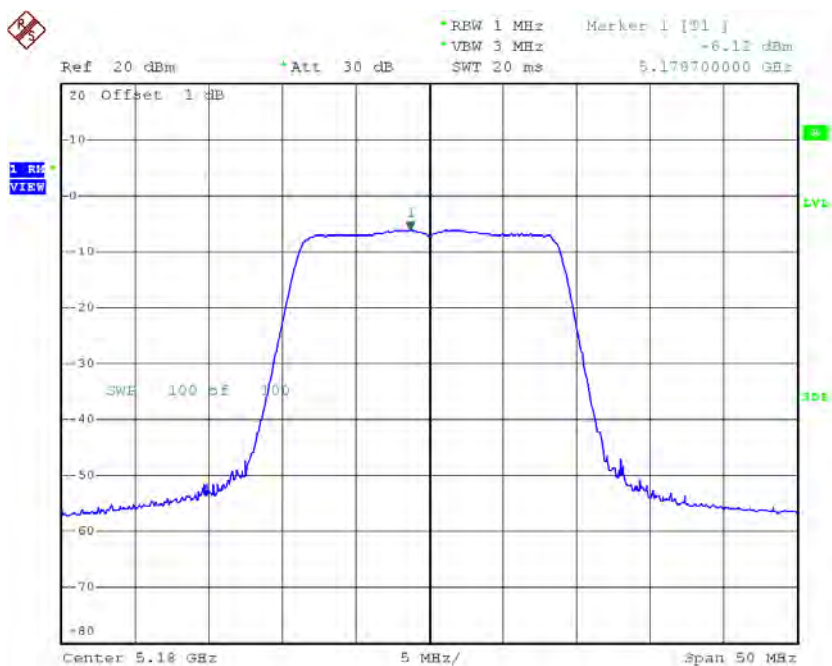


Date: 19.JUL.2015 15:21:23

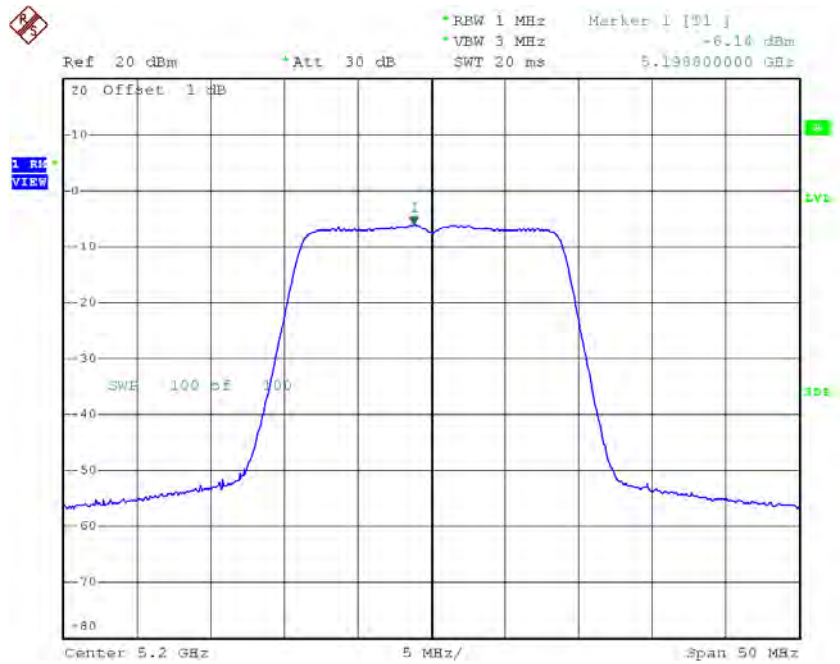
Test Mode: UNII-1/TX N20 Mode_CH36/CH40/CH48_ANT 1

| Channel | Frequency (MHz) | Power Density (dBm/MHz) | Duty Factor (dBm/MHz) | Power Density + Duty Factor (dBm/MHz) | Limit (dBm/MHz) |
|---------|-----------------|-------------------------|-----------------------|---------------------------------------|-----------------|
| CH36 | 5180 | -6.12 | 0.12 | -6.00 | 11.00 |
| CH40 | 5200 | -6.14 | 0.12 | -6.02 | 11.00 |
| CH48 | 5240 | -5.88 | 0.12 | -5.76 | 11.00 |

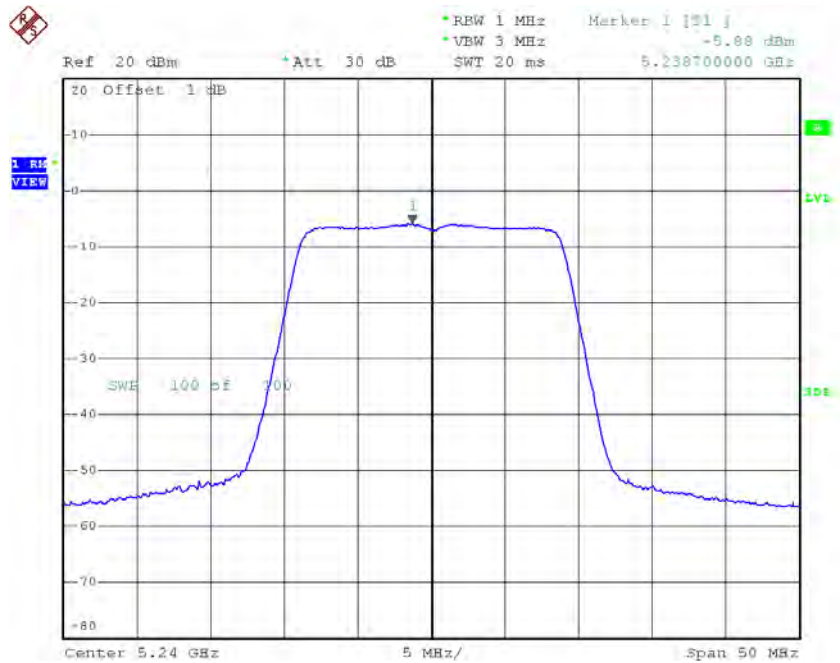
CH36



Date: 19.JUL.2015 12:12:55

CH40

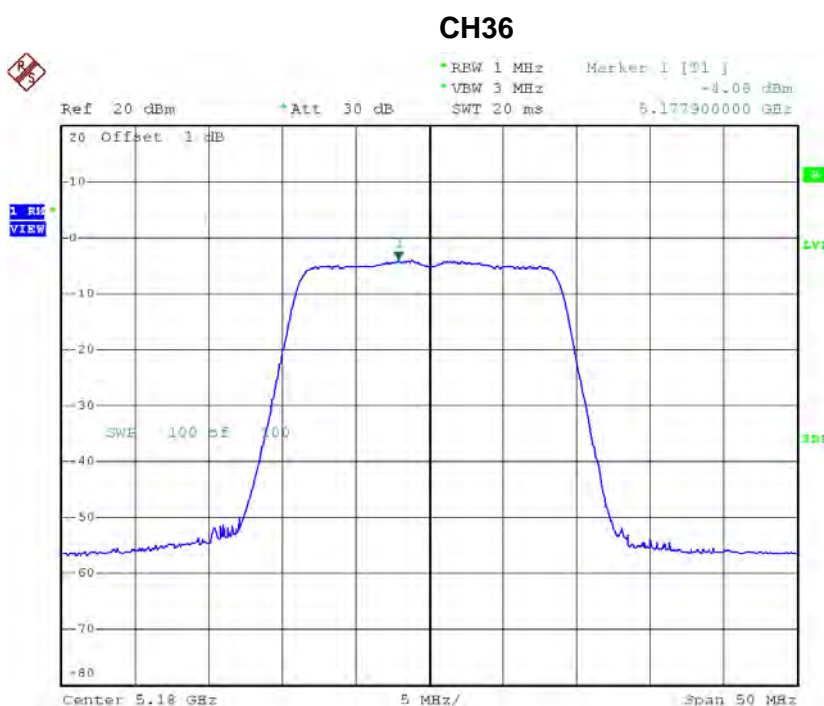
Date: 19.JUL.2015 12:14:45

CH48

Date: 19.JUL.2015 12:15:44

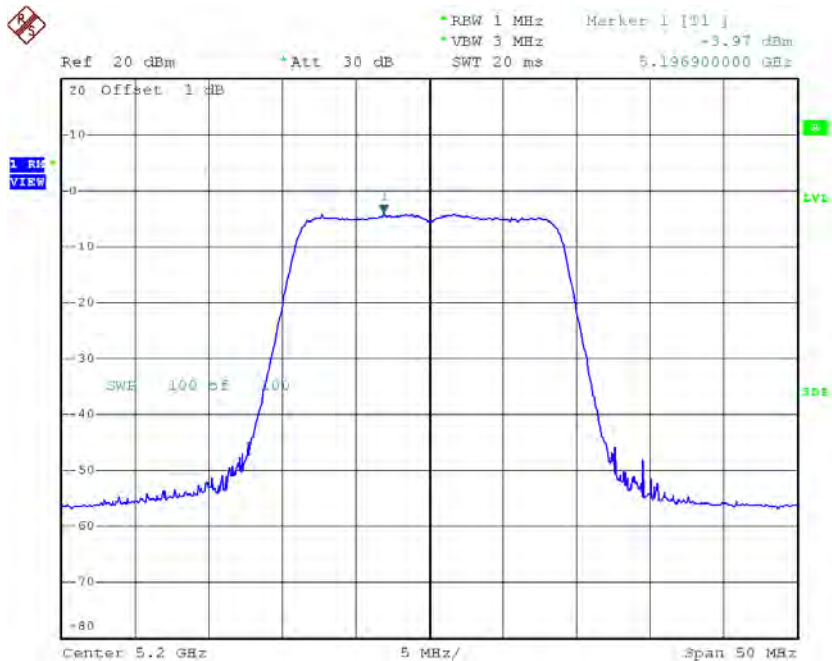
Test Mode: UNII-1/TX N20 Mode_CH36/CH40/CH48_ANT 2

| Channel | Frequency (MHz) | Power Density (dBm/MHz) | Duty Factor (dBm/MHz) | Power Density + Duty Factor (dBm/MHz) | Limit (dBm/MHz) |
|---------|-----------------|-------------------------|-----------------------|---------------------------------------|-----------------|
| CH36 | 5180 | -4.08 | 0.12 | -3.96 | 11.00 |
| CH40 | 5200 | -3.97 | 0.12 | -3.85 | 11.00 |
| CH48 | 5240 | -4.84 | 0.12 | -4.72 | 11.00 |



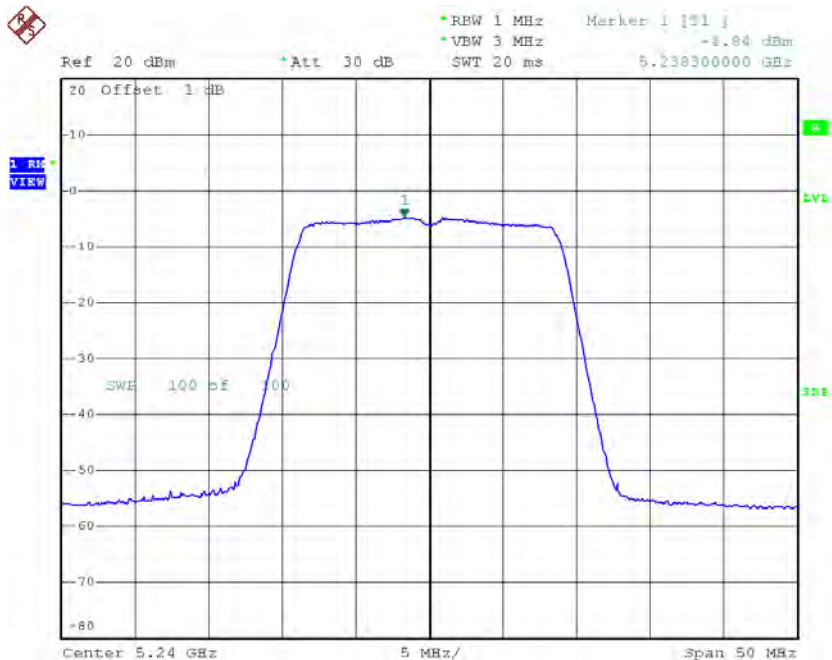
Date: 19.JUL.2015 15:25:53

CH40



Date: 19.JUL.2015 15:27:09

CH48



Date: 19.JUL.2015 15:28:20

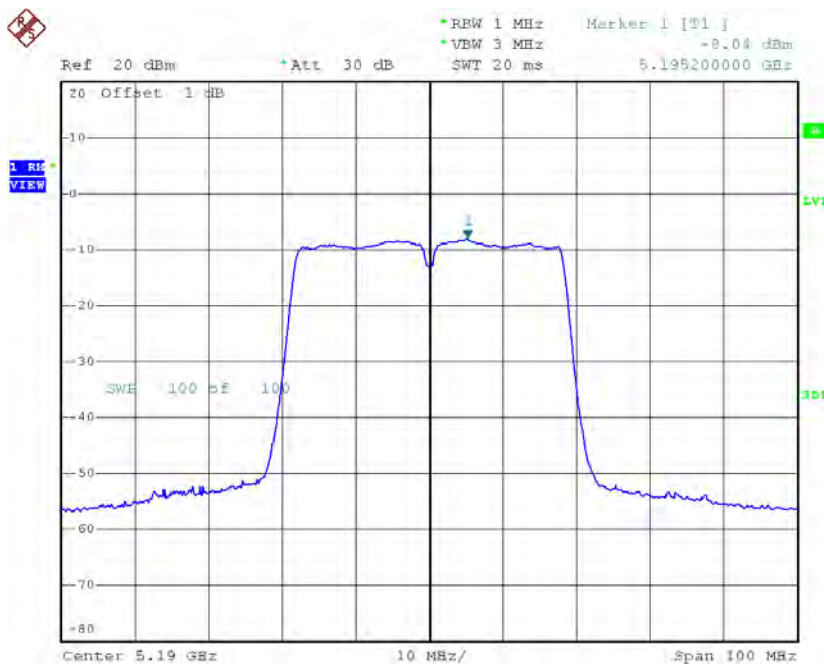
Test Mode: UNII-1/TX N20 Mode_CH36/CH40/CH48_Total

| Channel | Frequency (MHz) | Power Density (dBm/MHz) | Duty Factor (dBm/MHz) | Power Density + Duty Factor (dBm/MHz) | Limit (dBm/MHz) |
|---------|-----------------|-------------------------|-----------------------|---------------------------------------|-----------------|
| CH36 | 5180 | -1.85 | 0.12 | -1.85 | 11.00 |
| CH40 | 5200 | -1.79 | 0.12 | -1.79 | 11.00 |
| CH48 | 5240 | -2.20 | 0.12 | -2.20 | 11.00 |

Test Mode: UNII-1/TX N40 Mode_CH38/CH46_ANT 1

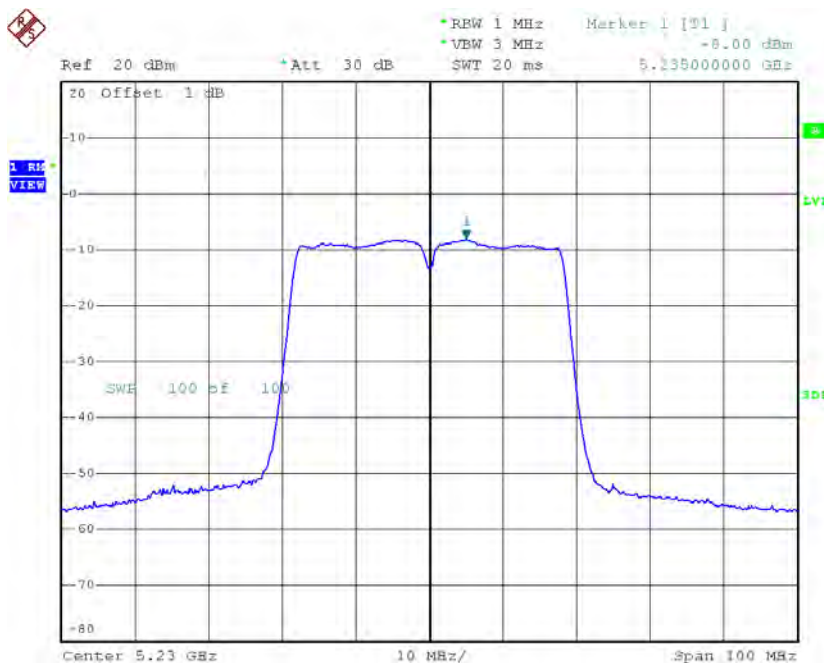
| Channel | Frequency (MHz) | Power Density (dBm/MHz) | Duty Factor (dBm/MHz) | Power Density + Duty Factor (dBm/MHz) | Limit (dBm/MHz) |
|---------|-----------------|-------------------------|-----------------------|---------------------------------------|-----------------|
| CH38 | 5190 | -8.04 | 0.63 | -7.41 | 11.00 |
| CH46 | 5230 | -8.00 | 0.63 | -7.37 | 11.00 |

CH38



Date: 19.JUL.2015 12:58:44

CH46

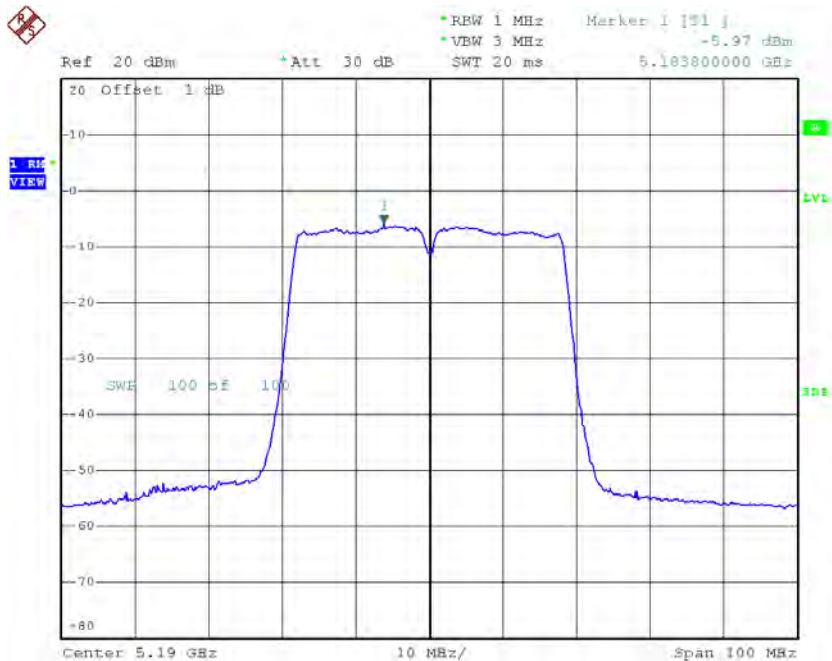


Date: 19.JUL.2015 13:00:09

Test Mode: UNII-1/TX N40 Mode_CH38/CH46_ANT 2

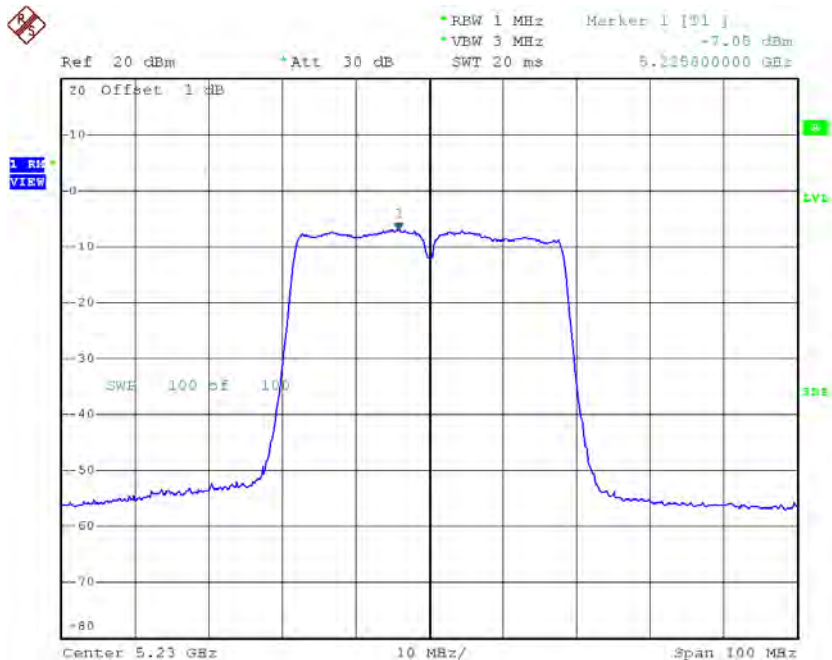
| Channel | Frequency (MHz) | Power Density (dBm/MHz) | Duty Factor (dBm/MHz) | Power Density + Duty Factor (dBm/MHz) | Limit (dBm/MHz) |
|---------|-----------------|-------------------------|-----------------------|---------------------------------------|-----------------|
| CH38 | 5190 | -5.97 | 0.63 | -5.34 | 11.00 |
| CH46 | 5230 | -7.05 | 0.63 | -6.42 | 11.00 |

CH38



Date: 19.JUL.2015 15:46:27

CH46



Date: 19.JUL.2015 15:47:46

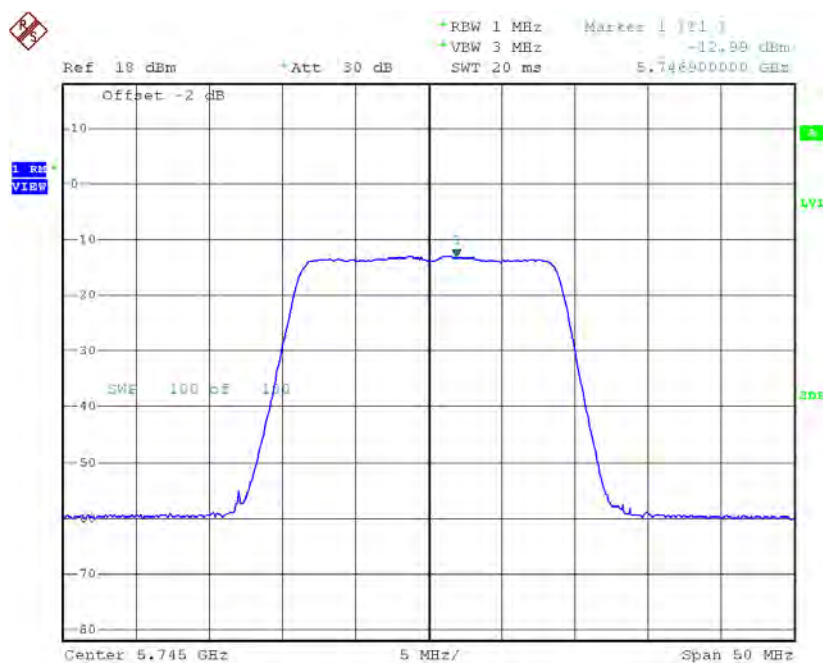
Test Mode: UNII-1/TX N40 Mode_CH38/CH46_Total

| Channel | Frequency (MHz) | Power Density (dBm/MHz) | Duty Factor (dBm/MHz) | Power Density + Duty Factor (dBm/MHz) | Limit (dBm/MHz) |
|---------|-----------------|-------------------------|-----------------------|---------------------------------------|-----------------|
| CH38 | 5190 | -3.24 | 0.63 | -3.24 | 11.00 |
| CH46 | 5230 | -3.86 | 0.63 | -3.86 | 11.00 |

Test Mode: UNII-3/ TX N20 Mode_CH149/CH157/CH165_ANT 1

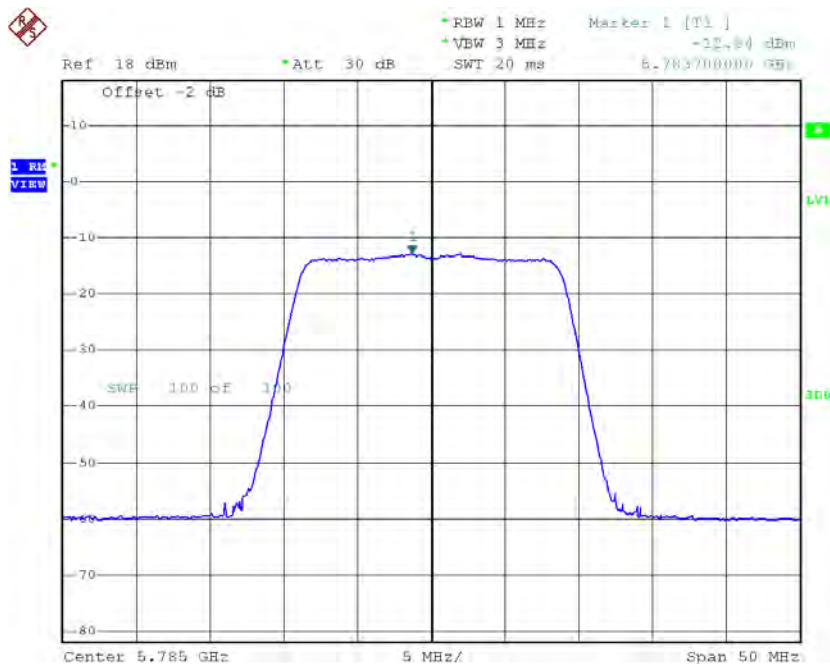
| Channel | Frequency (MHz) | Power Density (dBm/MHz) | Duty Factor (dBm/MHz) | Power Density + Duty Factor (dBm/MHz) | Limit (dBm/MHz) |
|---------|-----------------|-------------------------|-----------------------|---------------------------------------|-----------------|
| CH149 | 5745 | -12.99 | 0.12 | -12.87 | 30.00 |
| CH157 | 5785 | -12.84 | 0.12 | -12.72 | 30.00 |
| CH165 | 5825 | -13.42 | 0.12 | -13.30 | 30.00 |

TX CH149



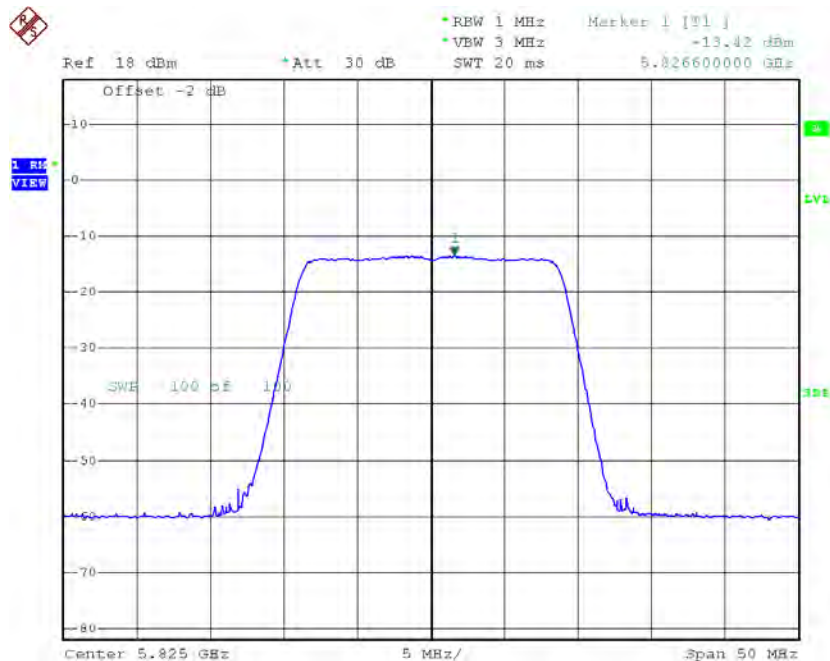
Date: 19.JUL.2015 12:17:02

TX CH157



Date: 19.JUL.2015 12:18:11

TX CH165

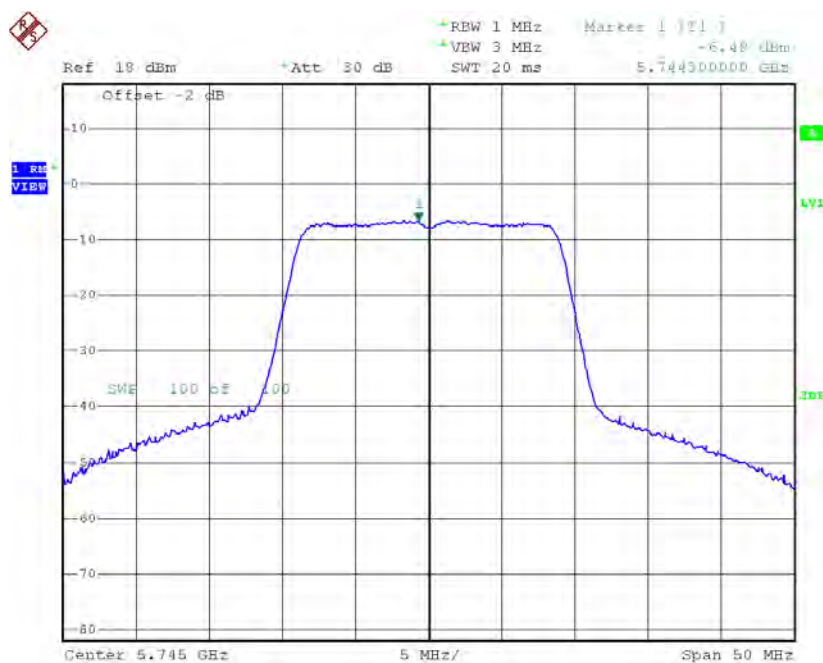


Date: 19.JUL.2015 12:19:18

Test Mode: UNII-3/ TX N20 Mode_CH149/CH157/CH165_ANT 2

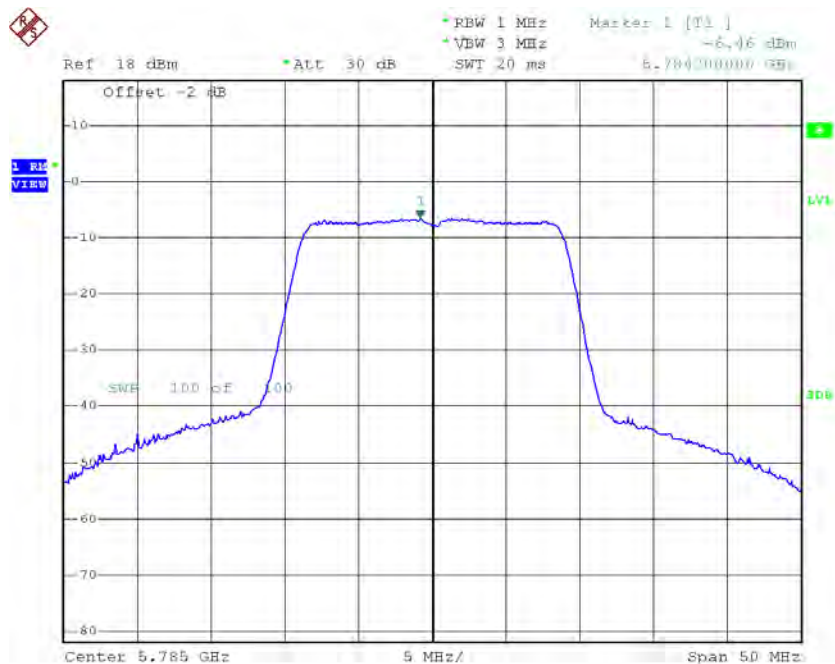
| Channel | Frequency (MHz) | Power Density (dBm/MHz) | Duty Factor (dBm/MHz) | Power Density + Duty Factor (dBm/MHz) | Limit (dBm/MHz) |
|---------|-----------------|-------------------------|-----------------------|---------------------------------------|-----------------|
| CH149 | 5745 | -6.48 | 0.12 | -6.36 | 30.00 |
| CH157 | 5785 | -6.46 | 0.12 | -6.34 | 30.00 |
| CH165 | 5825 | -6.63 | 0.12 | -6.51 | 30.00 |

TX CH149



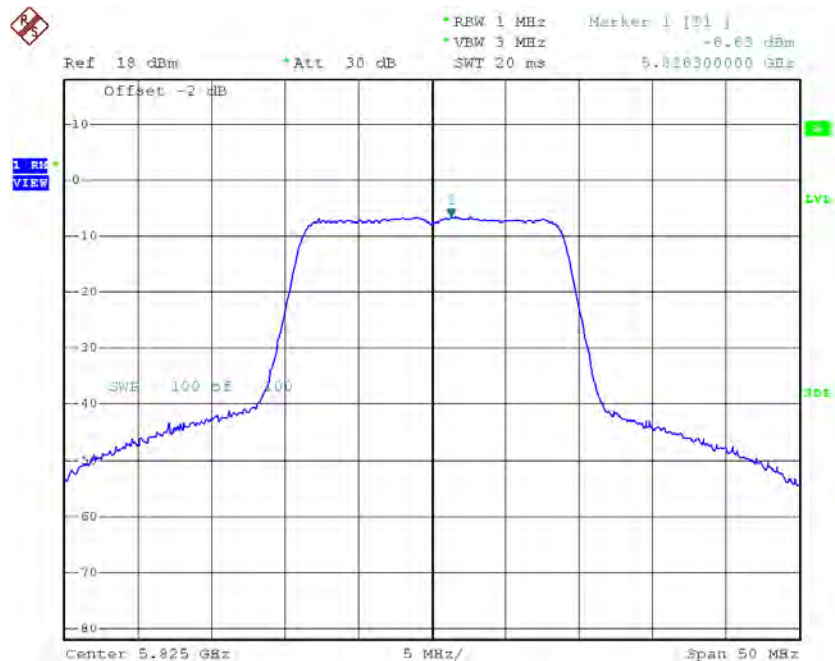
Date: 19.JUL.2015 15:29:44

TX CH157



Date: 19.JUL.2015 15:31:09

TX CH165



Date: 19.JUL.2015 15:32:17

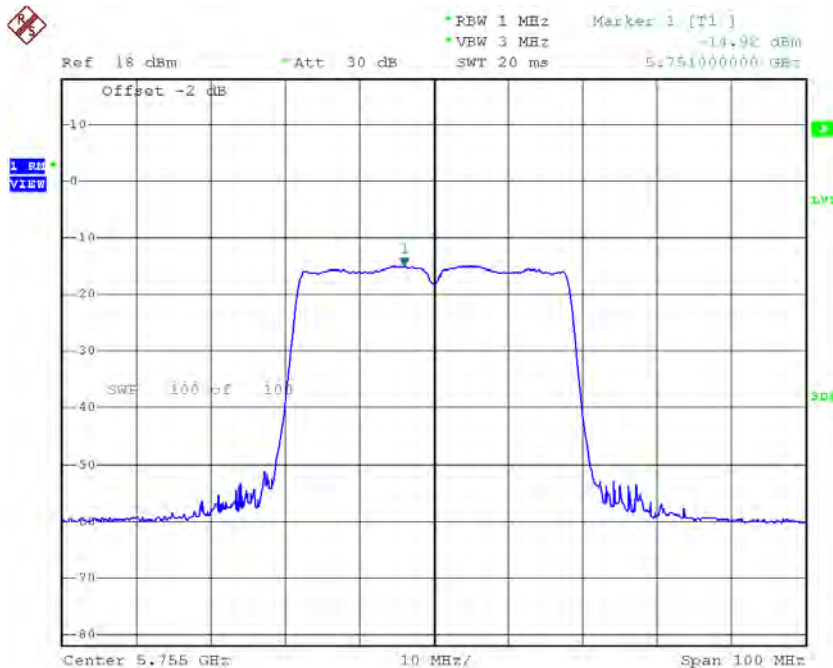
Test Mode: UNII-3/ TX N20 Mode_CH149/CH157/CH165_Total

| Channel | Frequency (MHz) | Power Density (dBm/MHz) | Duty Factor (dBm/MHz) | Power Density + Duty Factor (dBm/MHz) | Limit (dBm/MHz) |
|---------|-----------------|-------------------------|-----------------------|---------------------------------------|-----------------|
| CH149 | 5745 | -5.48 | 0.12 | -5.48 | 30.00 |
| CH157 | 5785 | -5.44 | 0.12 | -5.44 | 30.00 |
| CH165 | 5825 | -5.68 | 0.12 | -5.68 | 30.00 |

Test Mode: UNII-3/ TX N40 Mode_CH151/CH159_ANT 1

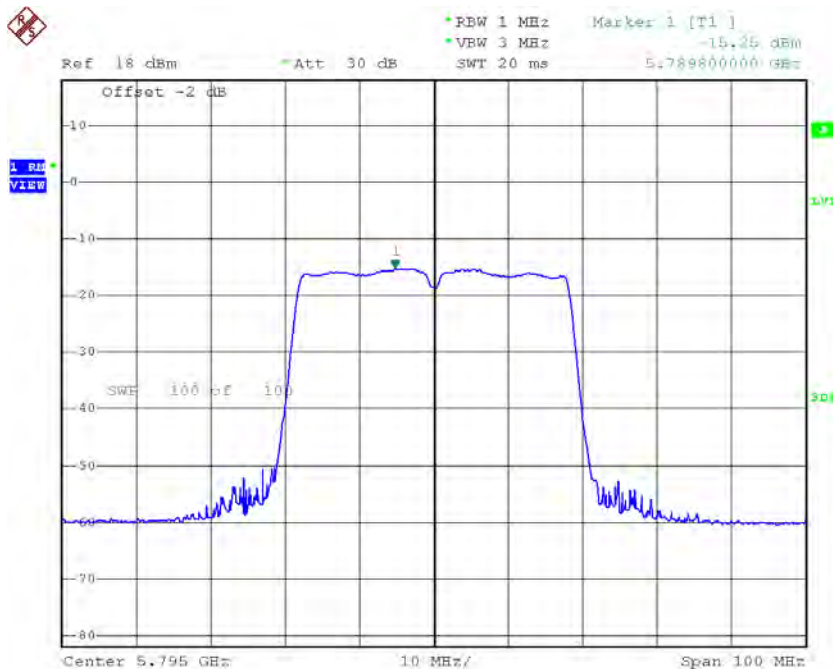
| Channel | Frequency (MHz) | Power Density (dBm/MHz) | Duty Factor (dBm/MHz) | Power Density + Duty Factor (dBm/MHz) | Limit (dBm/MHz) |
|---------|-----------------|-------------------------|-----------------------|---------------------------------------|-----------------|
| CH151 | 5755 | -14.92 | 0.63 | -14.29 | 30.00 |
| CH159 | 5795 | -15.25 | 0.63 | -14.62 | 30.00 |

TX CH151



Date: 19.JUL.2015 13:01:27

TX CH159

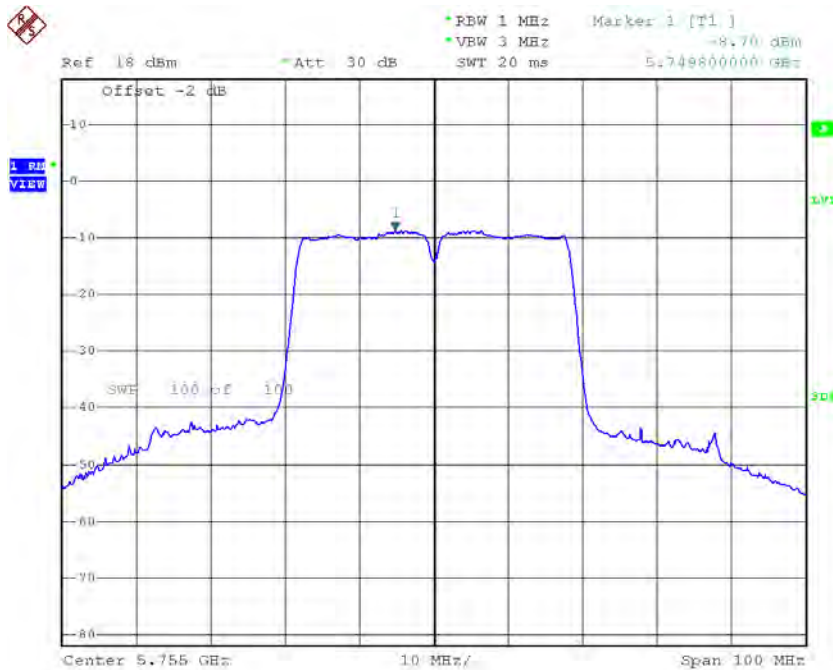


Date: 19.JUL.2015 13:02:50

Test Mode: UNII-3/ TX N40 Mode_CH151/CH159_ANT 2

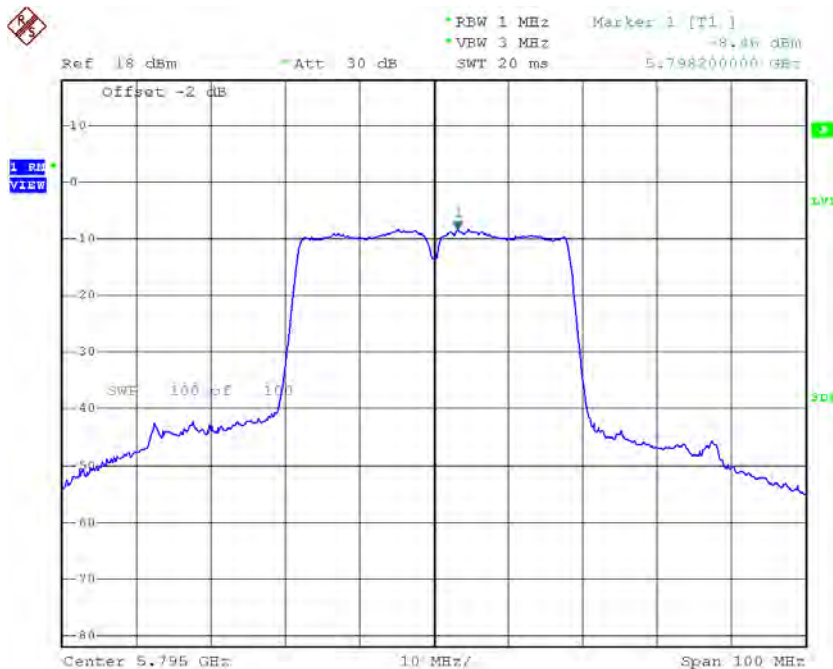
| Channel | Frequency (MHz) | Power Density (dBm/MHz) | Duty Factor (dBm/MHz) | Power Density + Duty Factor (dBm/MHz) | Limit (dBm/MHz) |
|---------|-----------------|-------------------------|-----------------------|---------------------------------------|-----------------|
| CH151 | 5755 | -8.70 | 0.63 | -8.07 | 30.00 |
| CH159 | 5795 | -8.46 | 0.63 | -7.83 | 30.00 |

TX CH151



Date: 19.JUL.2015 15:49:01

TX CH159



Date: 19.JUL.2015 15:53:31

Test Mode: UNII-3/ TX N40 Mode_CH151/CH159_Total

| Channel | Frequency (MHz) | Power Density (dBm/MHz) | Duty Factor (dBm/MHz) | Power Density + Duty Factor (dBm/MHz) | Limit (dBm/MHz) |
|---------|-----------------|-------------------------|-----------------------|---------------------------------------|-----------------|
| CH151 | 5755 | -7.14 | 0.63 | -7.14 | 30.00 |
| CH159 | 5795 | -7.00 | 0.63 | -7.00 | 30.00 |

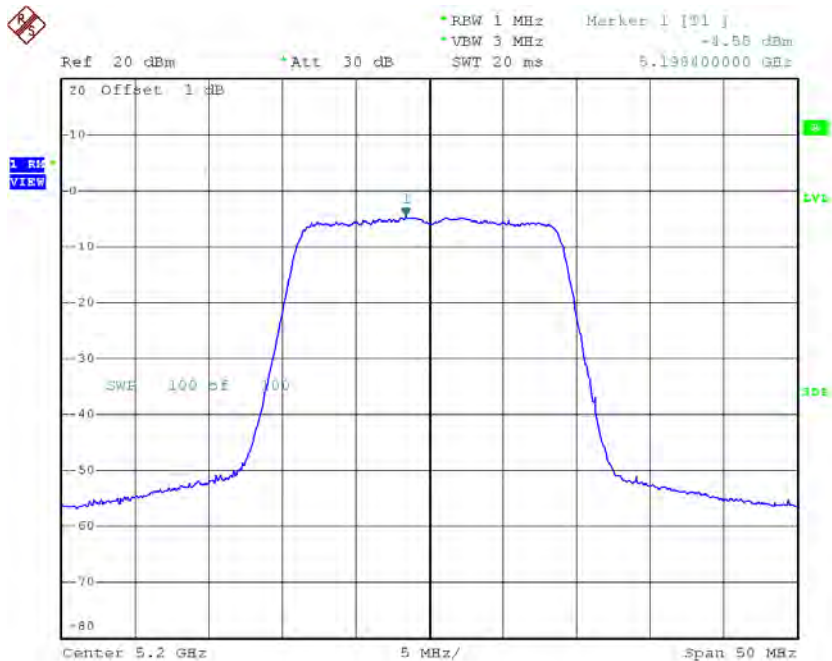
Test Mode: UNII-1/TX AC20 Mode_CH36/CH40/CH48_ANT 1

| Channel | Frequency (MHz) | Power Density (dBm/MHz) | Duty Factor (dBm/MHz) | Power Density + Duty Factor (dBm/MHz) | Limit (dBm/MHz) |
|---------|-----------------|-------------------------|-----------------------|---------------------------------------|-----------------|
| CH36 | 5180 | -5.07 | 0.28 | -4.79 | 11.00 |
| CH40 | 5200 | -4.55 | 0.28 | -4.27 | 11.00 |
| CH48 | 5240 | -4.81 | 0.28 | -4.53 | 11.00 |



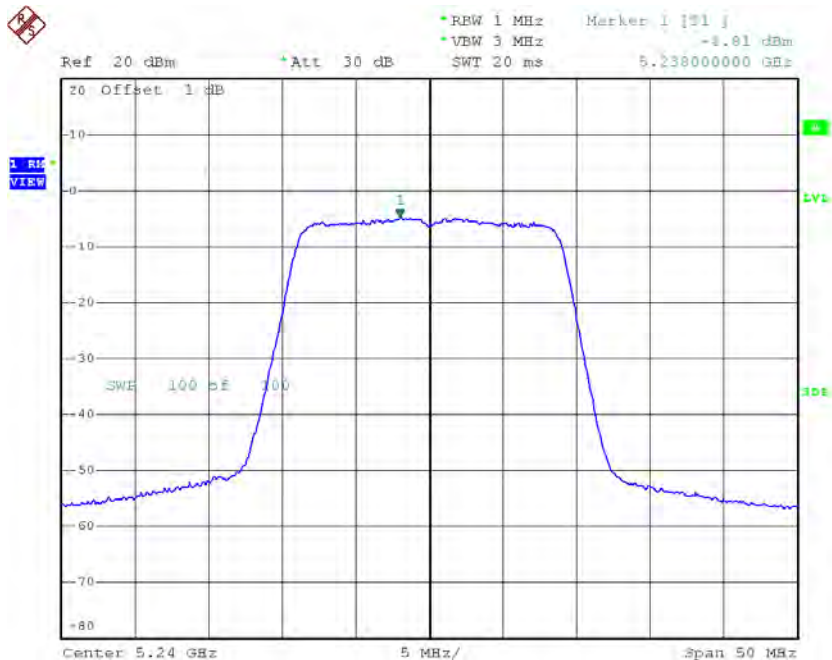
Date: 19.JUL.2015 12:21:53

CH40



Date: 19.JUL.2015 12:50:45

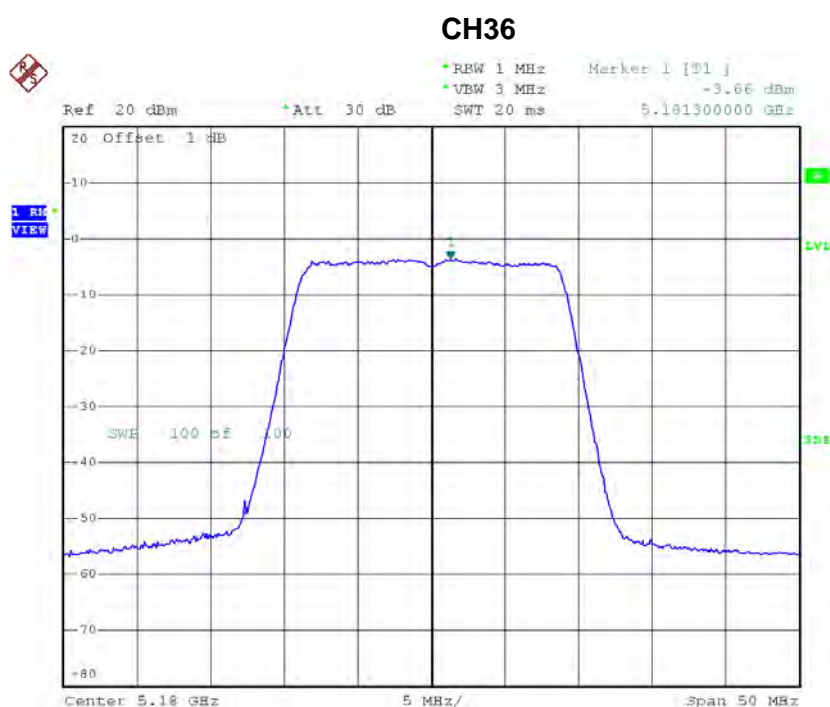
CH48



Date: 19.JUL.2015 12:51:44

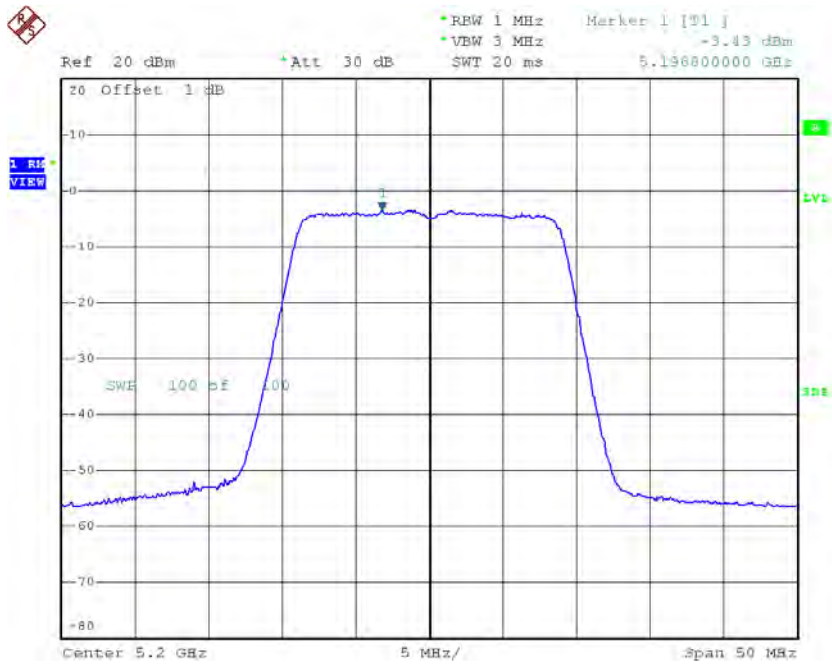
Test Mode: UNII-1/TX AC20 Mode_CH36/CH40/CH48_ANT 2

| Channel | Frequency (MHz) | Power Density (dBm/MHz) | Duty Factor (dBm/MHz) | Power Density + Duty Factor (dBm/MHz) | Limit (dBm/MHz) |
|---------|-----------------|-------------------------|-----------------------|---------------------------------------|-----------------|
| CH36 | 5180 | -3.66 | 0.28 | -3.38 | 11.00 |
| CH40 | 5200 | -3.43 | 0.28 | -3.15 | 11.00 |
| CH48 | 5240 | -4.34 | 0.28 | -4.06 | 11.00 |



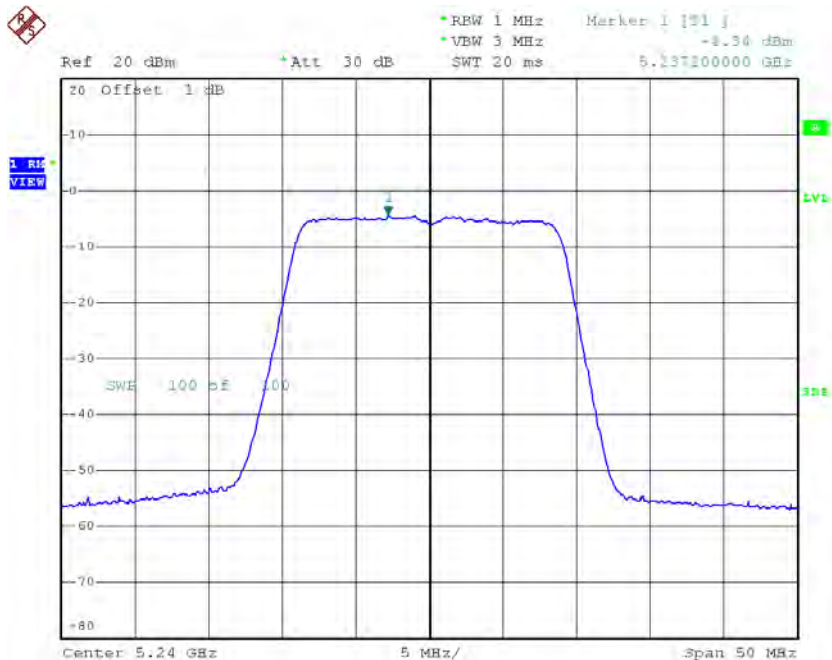
Date: 19.JUL.2015 15:34:47

CH40



Date: 19.JUL.2015 15:36:50

CH48



Date: 19.JUL.2015 15:37:49

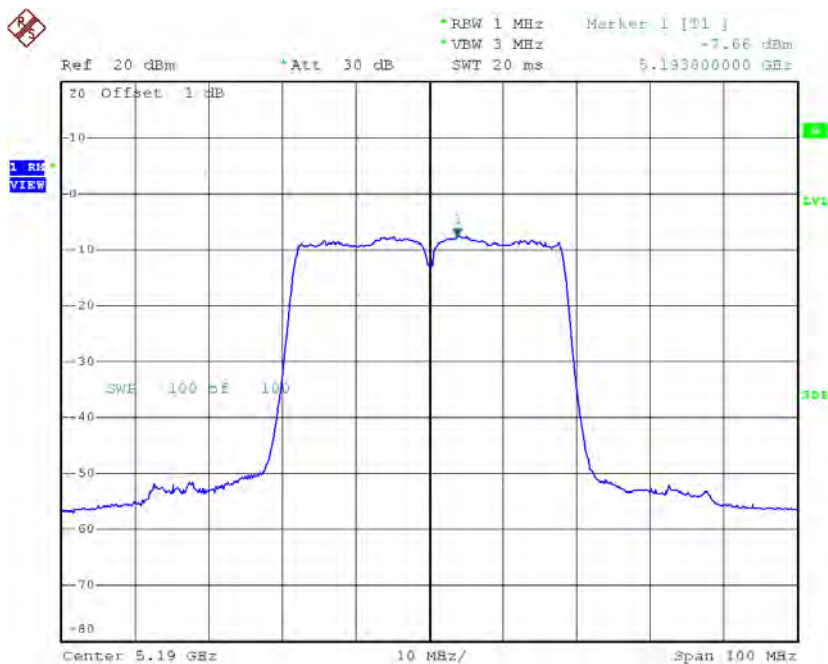
Test Mode: UNII-1/TX AC20 Mode_CH36/CH40/CH48_Total

| Channel | Frequency (MHz) | Power Density (dBm/MHz) | Duty Factor (dBm/MHz) | Power Density + Duty Factor (dBm/MHz) | Limit (dBm/MHz) |
|---------|-----------------|-------------------------|-----------------------|---------------------------------------|-----------------|
| CH36 | 5180 | -1.02 | 0.28 | -1.02 | 11.00 |
| CH40 | 5200 | -0.66 | 0.28 | -0.66 | 11.00 |
| CH48 | 5240 | -1.28 | 0.28 | -1.28 | 11.00 |

Test Mode: UNII-1/TX AC40 Mode_CH38/CH46_ANT 1

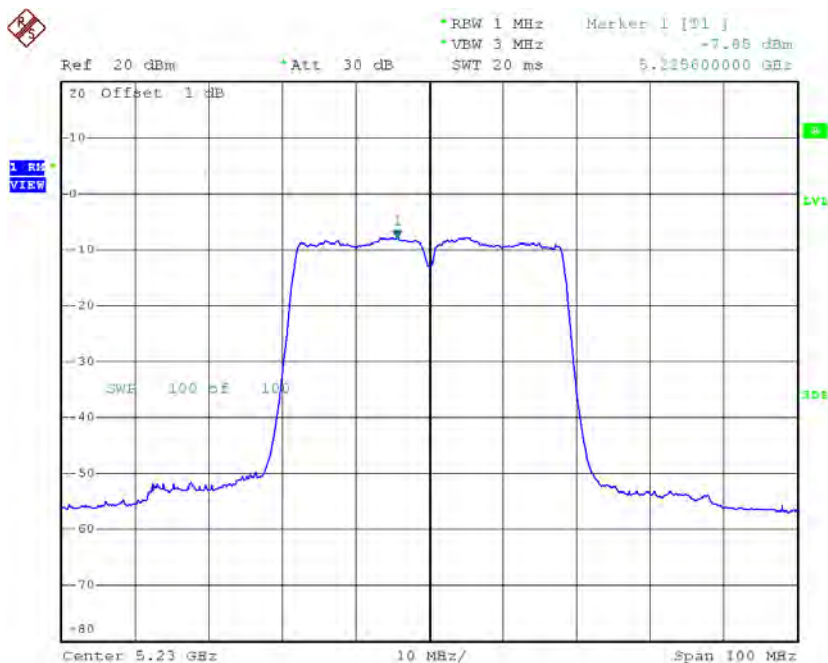
| Channel | Frequency (MHz) | Power Density (dBm/MHz) | Duty Factor (dBm/MHz) | Power Density + Duty Factor (dBm/MHz) | Limit (dBm/MHz) |
|---------|-----------------|-------------------------|-----------------------|---------------------------------------|-----------------|
| CH38 | 5190 | -7.66 | 0.38 | -7.28 | 11.00 |
| CH46 | 5230 | -7.85 | 0.38 | -7.47 | 11.00 |

CH38



Date: 19.JUL.2015 13:06:08

CH46

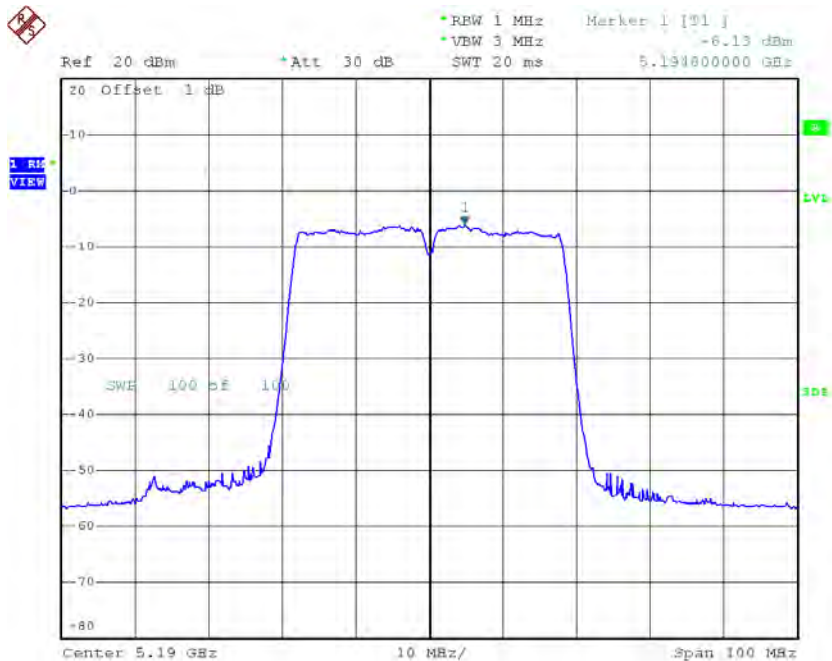


Date: 19.JUL.2015 13:08:00

Test Mode: UNII-1/TX AC40 Mode_CH38/CH46_ANT 2

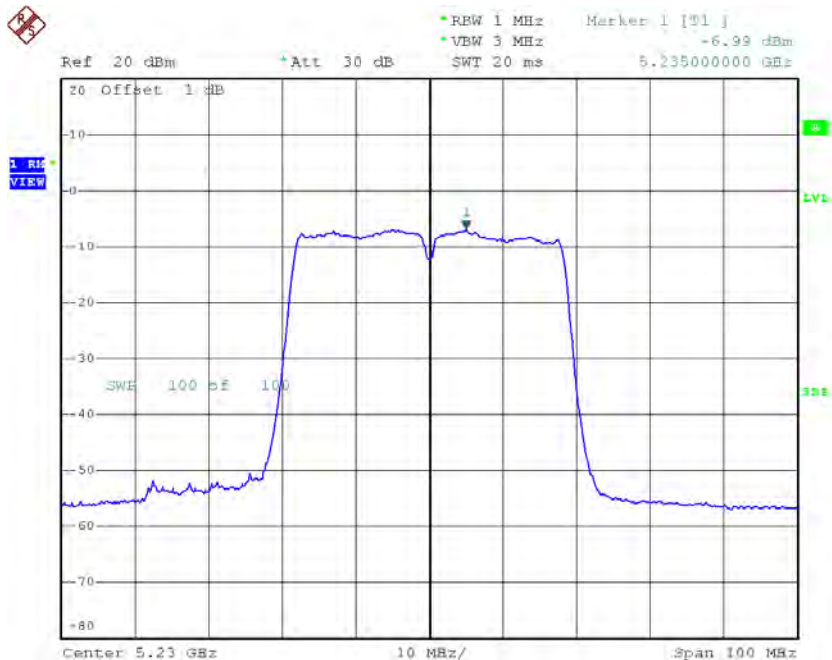
| Channel | Frequency (MHz) | Power Density (dBm/MHz) | Duty Factor (dBm/MHz) | Power Density + Duty Factor (dBm/MHz) | Limit (dBm/MHz) |
|---------|-----------------|-------------------------|-----------------------|---------------------------------------|-----------------|
| CH38 | 5190 | -6.13 | 0.38 | -5.75 | 11.00 |
| CH46 | 5230 | -6.99 | 0.38 | -6.61 | 11.00 |

CH38



Date: 19.JUL.2015 15:58:29

CH46



Date: 19.JUL.2015 15:59:44

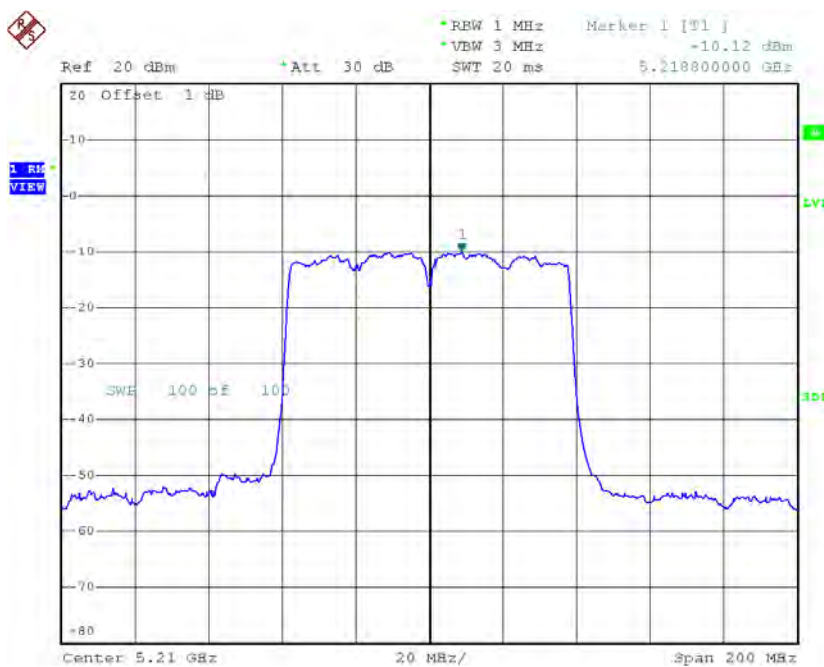
Test Mode: UNII-1/TX AC40 Mode_CH38/CH46_Total

| Channel | Frequency (MHz) | Power Density (dBm/MHz) | Duty Factor (dBm/MHz) | Power Density + Duty Factor (dBm/MHz) | Limit (dBm/MHz) |
|---------|-----------------|-------------------------|-----------------------|---------------------------------------|-----------------|
| CH38 | 5190 | -3.44 | 0.38 | -3.44 | 11.00 |
| CH46 | 5230 | -4.01 | 0.38 | -4.01 | 11.00 |

Test Mode: UNII-1/TX AC80 Mode_CH42_ANT 1

| Channel | Frequency (MHz) | Power Density (dBm/MHz) | Duty Factor (dBm/MHz) | Power Density + Duty Factor (dBm/MHz) | Limit (dBm/MHz) |
|---------|-----------------|-------------------------|-----------------------|---------------------------------------|-----------------|
| CH42 | 5210 | -10.12 | 0.41 | -9.71 | 11.00 |

CH42

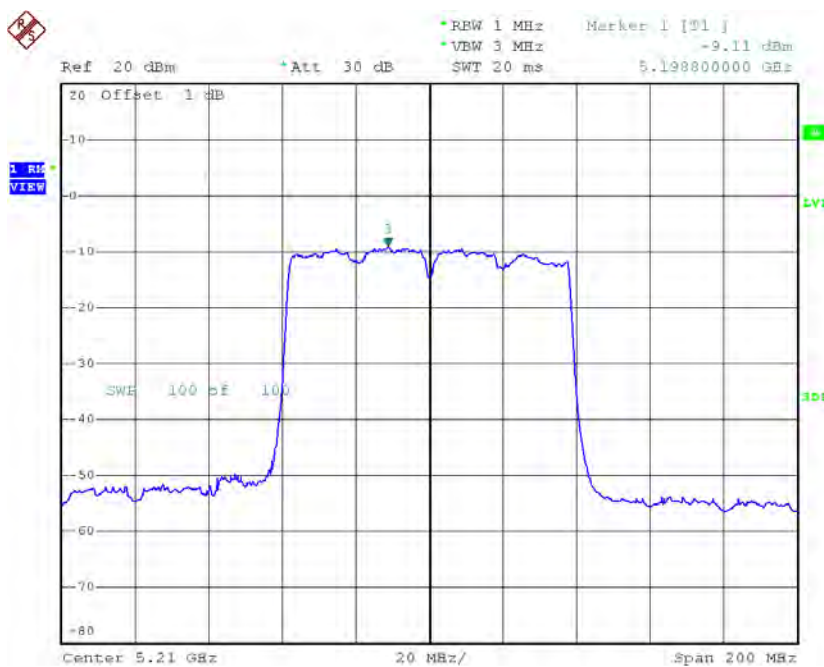


Date: 19.JUL.2015 13:17:00

Test Mode: UNII-1/TX AC80 Mode_CH42_ANT 2

| Channel | Frequency (MHz) | Power Density (dBm/MHz) | Duty Factor (dBm/MHz) | Power Density + Duty Factor (dBm/MHz) | Limit (dBm/MHz) |
|---------|-----------------|-------------------------|-----------------------|---------------------------------------|-----------------|
| CH42 | 5210 | -9.11 | 0.41 | -8.70 | 11.00 |

CH42



Date: 19.JUL.2015 16:11:16

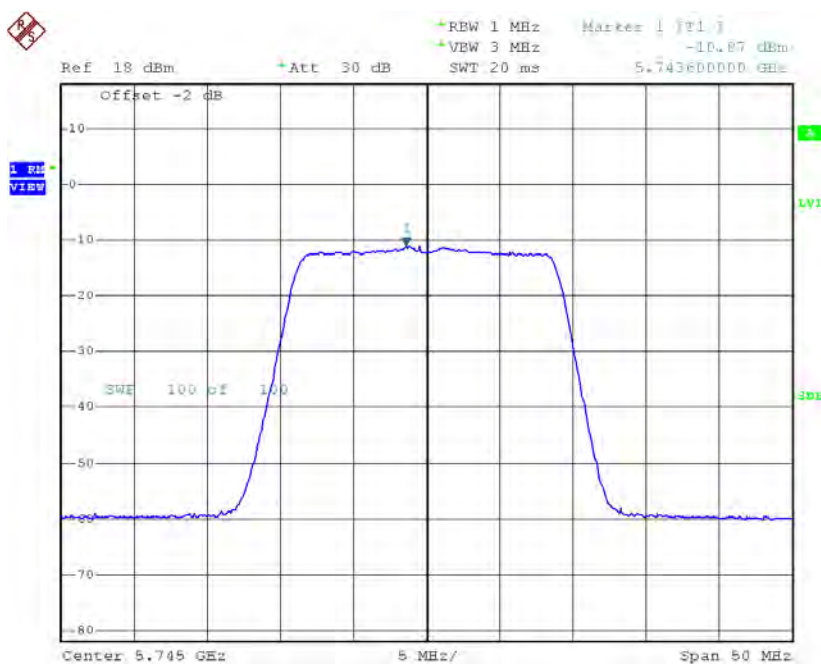
Test Mode: UNII-1/TX AC80 Mode_CH42_Total

| Channel | Frequency (MHz) | Power Density (dBm/MHz) | Duty Factor (dBm/MHz) | Power Density + Duty Factor (dBm/MHz) | Limit (dBm/MHz) |
|---------|-----------------|-------------------------|-----------------------|---------------------------------------|-----------------|
| CH42 | 5210 | -6.17 | 0.41 | -6.17 | 11.00 |

Test Mode: UNII-3/ TX AC20 Mode_CH149/CH157/CH165_ANT 1

| Channel | Frequency (MHz) | Power Density (dBm/MHz) | Duty Factor (dBm/MHz) | Power Density + Duty Factor (dBm/MHz) | Limit (dBm/MHz) |
|---------|-----------------|-------------------------|-----------------------|---------------------------------------|-----------------|
| CH149 | 5745 | -10.87 | 0.28 | -10.59 | 30.00 |
| CH157 | 5785 | -11.35 | 0.28 | -11.07 | 30.00 |
| CH165 | 5825 | -11.69 | 0.28 | -11.41 | 30.00 |

TX CH149

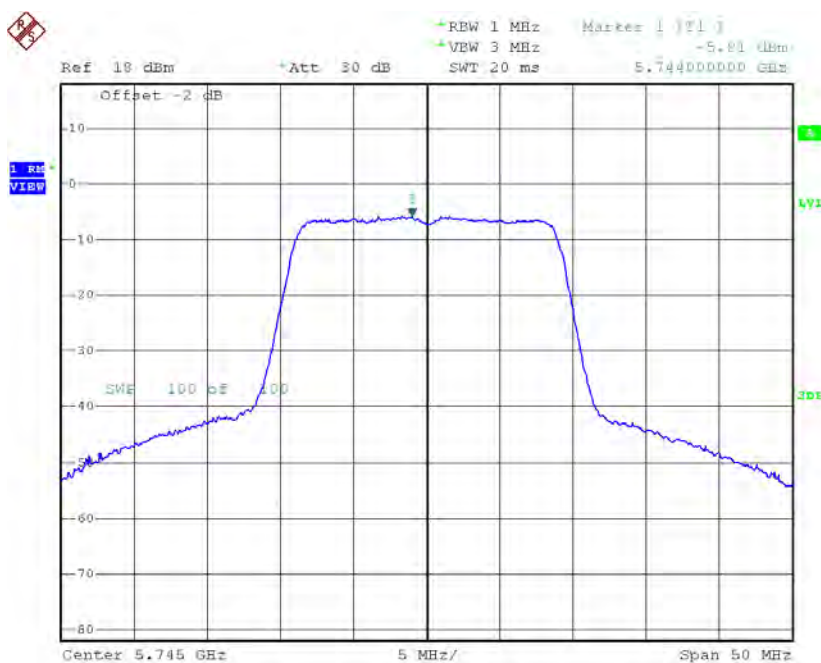


Date: 19.JUL.2015 12:52:56

Test Mode: UNII-3/ TX AC20 Mode_CH149/CH157/CH165_ANT 2

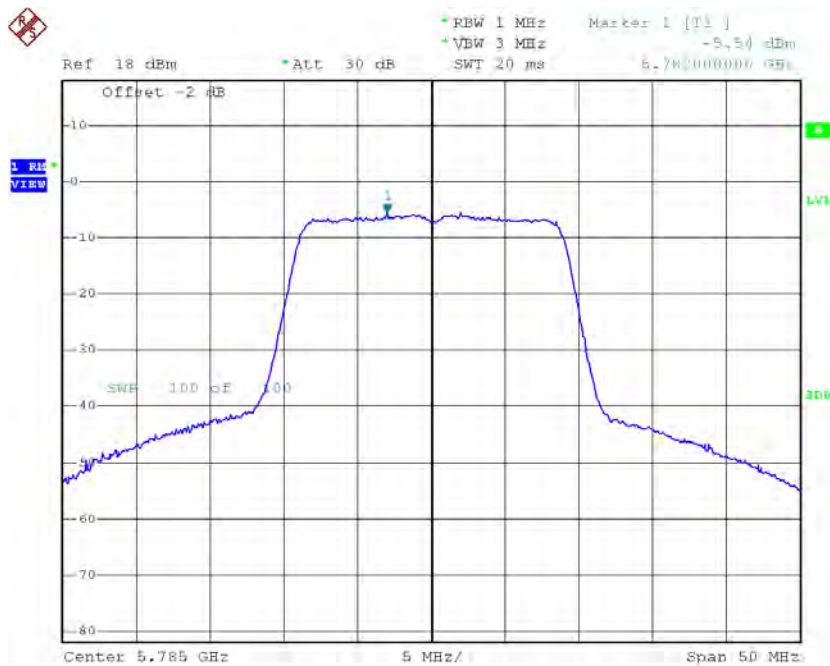
| Channel | Frequency (MHz) | Power Density (dBm/MHz) | Duty Factor (dBm/MHz) | Power Density + Duty Factor (dBm/MHz) | Limit (dBm/MHz) |
|---------|-----------------|-------------------------|-----------------------|---------------------------------------|-----------------|
| CH149 | 5745 | -5.81 | 0.28 | -5.53 | 30.00 |
| CH157 | 5785 | -5.54 | 0.28 | -5.26 | 30.00 |
| CH165 | 5825 | -5.95 | 0.28 | -5.67 | 30.00 |

TX CH149



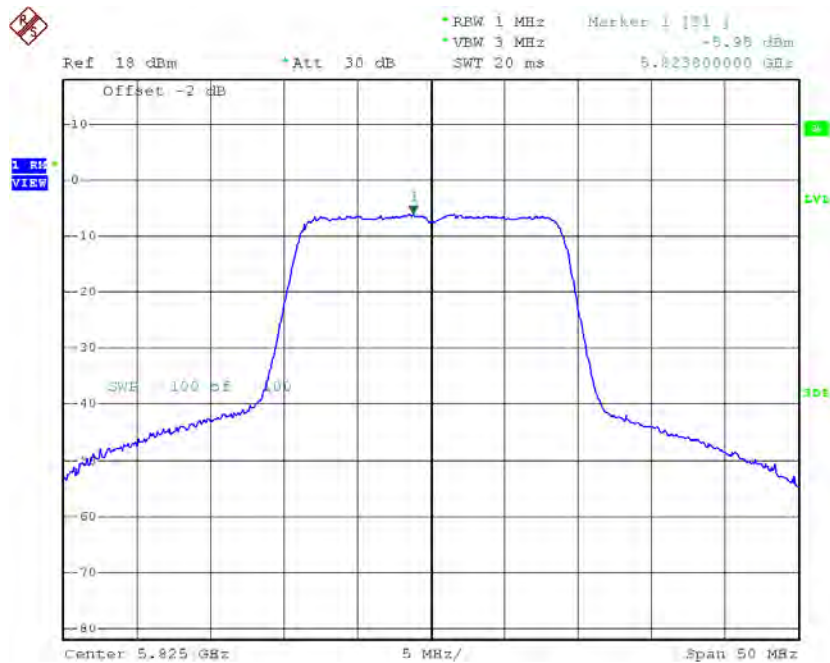
Date: 19.JUL.2015 15:39:48

TX CH157



Date: 19.JUL.2015 15:41:20

TX CH165



Date: 19.JUL.2015 15:42:31

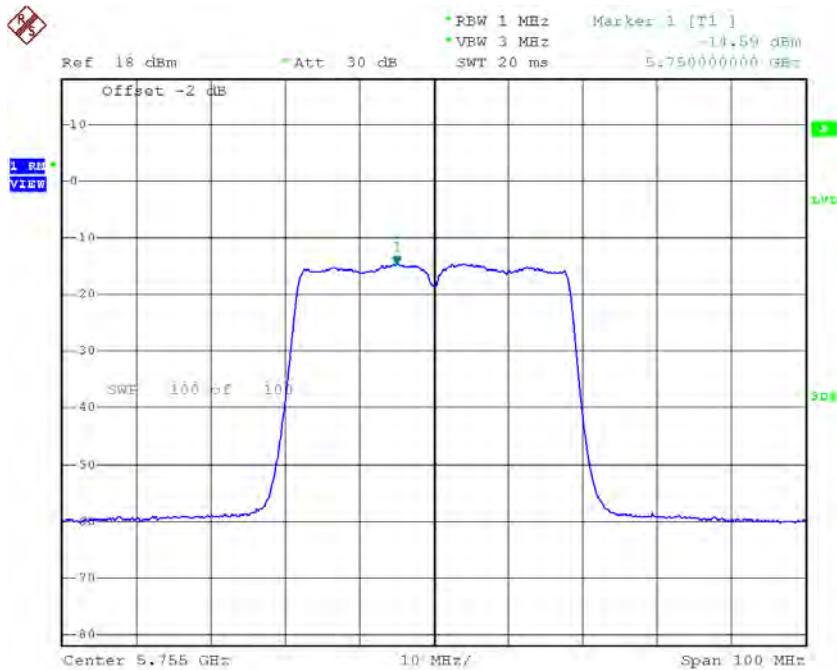
Test Mode: UNII-3/ TX AC20 Mode_CH149/CH157/CH165_Total

| Channel | Frequency (MHz) | Power Density (dBm/MHz) | Duty Factor (dBm/MHz) | Power Density + Duty Factor (dBm/MHz) | Limit (dBm/MHz) |
|---------|-----------------|-------------------------|-----------------------|---------------------------------------|-----------------|
| CH149 | 5745 | -4.35 | 0.28 | -4.35 | 30.00 |
| CH157 | 5785 | -4.25 | 0.28 | -4.25 | 30.00 |
| CH165 | 5825 | -4.64 | 0.28 | -4.64 | 30.00 |

Test Mode: UNII-3/ TX AC40 Mode_CH151/CH159_ANT 1

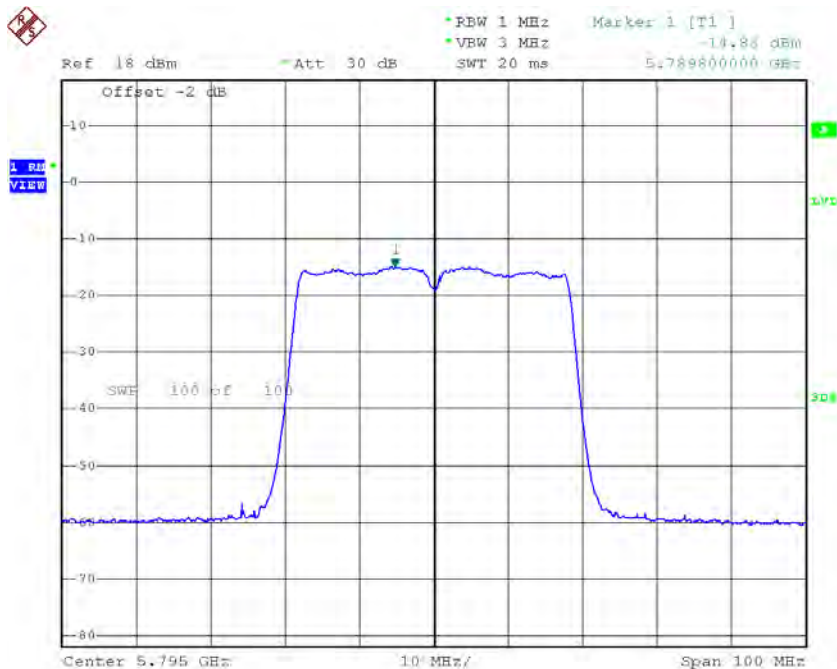
| Channel | Frequency (MHz) | Power Density (dBm/MHz) | Duty Factor (dBm/MHz) | Power Density + Duty Factor (dBm/MHz) | Limit (dBm/MHz) |
|---------|-----------------|-------------------------|-----------------------|---------------------------------------|-----------------|
| CH151 | 5755 | -14.59 | 0.38 | -14.21 | 30.00 |
| CH159 | 5795 | -14.83 | 0.38 | -14.45 | 30.00 |

TX CH151



Date: 19.JUL.2015 13:09:37

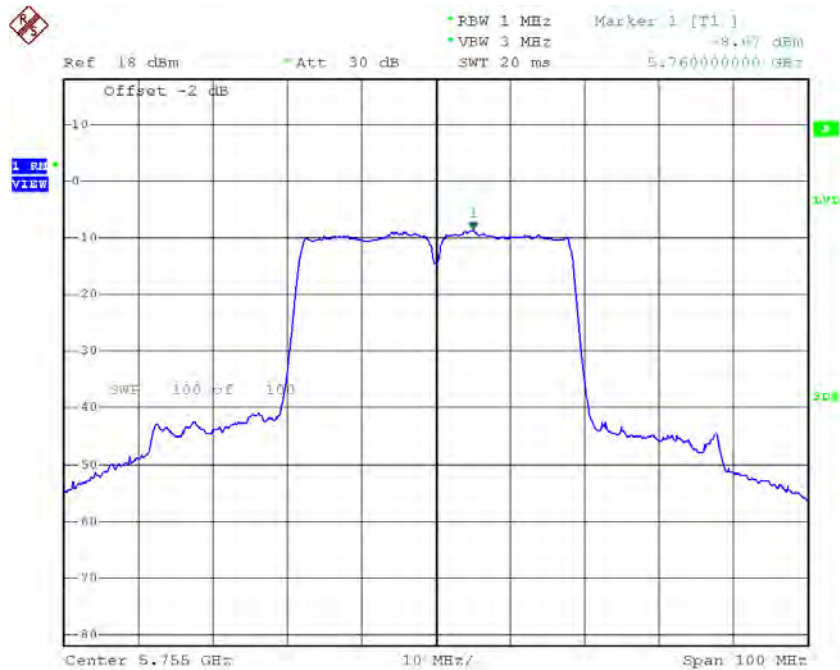
TX CH159



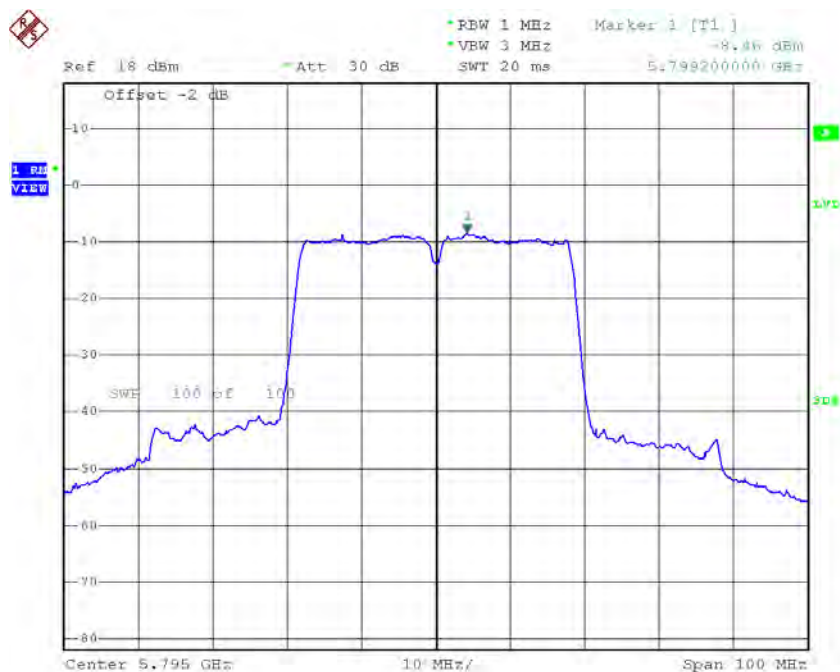
Date: 19.JUL.2015 13:10:47

Test Mode: UNII-3/ TX AC40 Mode_CH151/CH159_ANT 2

| Channel | Frequency (MHz) | Power Density (dBm/MHz) | Duty Factor (dBm/MHz) | Power Density + Duty Factor (dBm/MHz) | Limit (dBm/MHz) |
|---------|-----------------|-------------------------|-----------------------|---------------------------------------|-----------------|
| CH151 | 5755 | -8.67 | 0.38 | -8.29 | 30.00 |
| CH159 | 5795 | -8.46 | 0.38 | -8.08 | 30.00 |

TX CH151

Date: 19.JUL.2015 16:01:01

TX CH159

Date: 19.JUL.2015 16:04:51

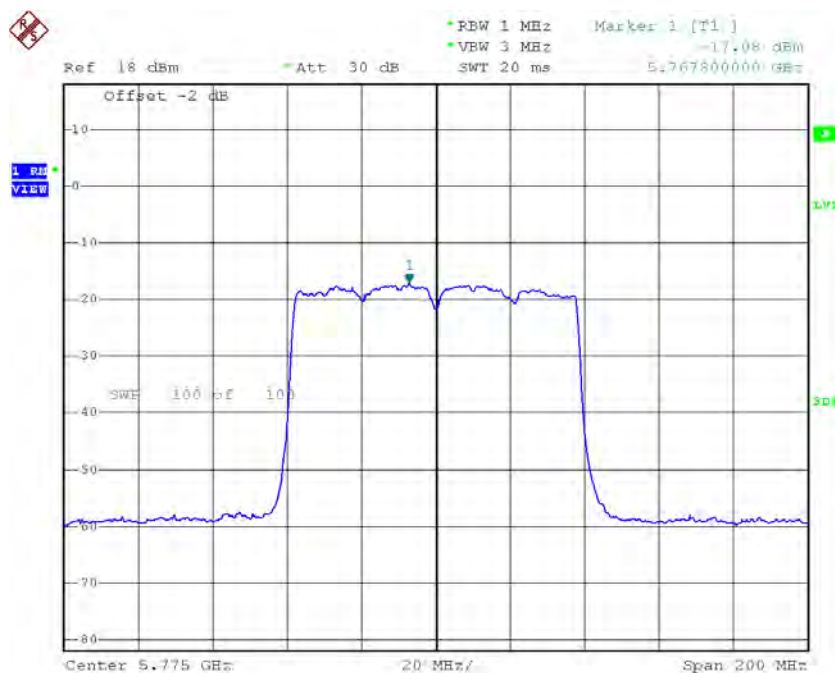
Test Mode: UNII-3/ TX AC40 Mode_CH151/CH159_Total

| Channel | Frequency (MHz) | Power Density (dBm/MHz) | Duty Factor (dBm/MHz) | Power Density + Duty Factor (dBm/MHz) | Limit (dBm/MHz) |
|---------|-----------------|-------------------------|-----------------------|---------------------------------------|-----------------|
| CH151 | 5755 | -7.30 | 0.38 | -7.30 | 30.00 |
| CH159 | 5795 | -7.18 | 0.38 | -7.18 | 30.00 |

Test Mode: UNII-3/ TX AC80 Mode_CH155_ANT 1

| Channel | Frequency (MHz) | Power Density (dBm/MHz) | Duty Factor (dBm/MHz) | Power Density + Duty Factor (dBm/MHz) | Limit (dBm/MHz) |
|---------|-----------------|-------------------------|-----------------------|---------------------------------------|-----------------|
| CH155 | 5775 | -17.08 | 0.41 | -16.67 | 30.00 |

TX CH155

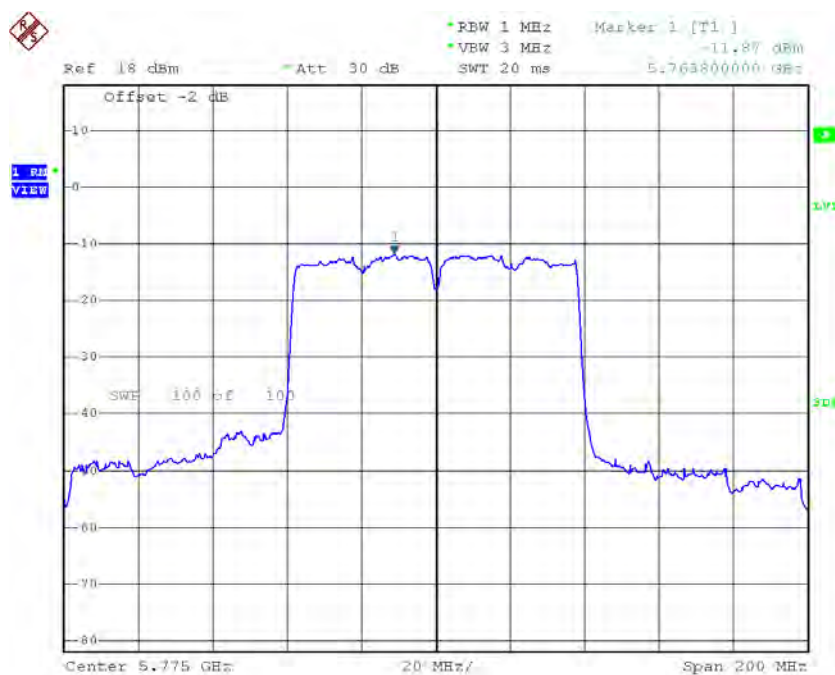


Date: 19.JUL.2015 13:18:51

Test Mode: UNII-3/ TX AC80 Mode_CH155_ANT 2

| Channel | Frequency (MHz) | Power Density (dBm/MHz) | Duty Factor (dBm/MHz) | Power Density + Duty Factor (dBm/MHz) | Limit (dBm/MHz) |
|---------|-----------------|-------------------------|-----------------------|---------------------------------------|-----------------|
| CH155 | 5775 | -11.87 | 0.41 | -11.46 | 30.00 |

TX CH155



Date: 19.JUL.2015 16:13:03

Test Mode: UNII-3/ TX AC80 Mode_CH155_Total

| Channel | Frequency (MHz) | Power Density (dBm/MHz) | Duty Factor (dBm/MHz) | Power Density + Duty Factor (dBm/MHz) | Limit (dBm/MHz) |
|---------|-----------------|-------------------------|-----------------------|---------------------------------------|-----------------|
| CH155 | 5775 | -10.32 | 0.41 | -10.32 | 30.00 |

ATTACHMENT I - FREQUENCY STABILITY

| | |
|-------------------|---------------|
| Test Mode: | UNII-1 |
|-------------------|---------------|

Voltage vs. Frequency Stability

| Voltage | Measurement Frequency (MHz) |
|----------------------|-----------------------------|
| (V) | 5180.0490 |
| 132 | 5180.0400 |
| 120 | 5180.0370 |
| 108 | 5180.0490 |
| Max. Deviation (MHz) | 0.0490 |
| Max. Deviation (ppm) | 9.4595 |

Temperature vs. Frequency Stability

| Voltage | Measurement Frequency (MHz) |
|----------------------|-----------------------------|
| (°C) | 5180.0000 |
| 0 | 5180.0330 |
| 5 | 5180.0460 |
| 15 | 5180.0350 |
| 25 | 5180.0400 |
| 35 | 5180.0490 |
| 40 | 5180.0410 |
| Max. Deviation (MHz) | 0.0490 |
| Max. Deviation (ppm) | 9.4595 |

| | |
|-------------------|---------------|
| Test Mode: | UNII-3 |
|-------------------|---------------|

Voltage vs. Frequency Stability

| Voltage | Measurement Frequency (MHz) |
|----------------------|-----------------------------|
| (V) | 5745.0000 |
| 132 | 5745.0370 |
| 120 | 5745.0400 |
| 108 | 5745.0490 |
| Max. Deviation (MHz) | 0.0490 |
| Max. Deviation (ppm) | 8.5292 |

Temperature vs. Frequency Stability

| Temperature | Measurement Frequency (MHz) |
|----------------------|-----------------------------|
| (°C) | 5745.0000 |
| 0 | 5745.0440 |
| 5 | 5745.0290 |
| 15 | 5745.0330 |
| 25 | 5745.0400 |
| 35 | 5745.0380 |
| 40 | 5745.0430 |
| Max. Deviation (MHz) | 0.0450 |
| Max. Deviation (ppm) | 7.8329 |