

FCC 15.407 NII 5 GHz Test Report

for

Amino Communications Ltd.

**Buckingway Business Park, Anderson Road
Swaveasy Cambridgeshire CB24 4UQ, United Kingdom**

Product Name : IPTV STB/PVR
Model Name : Kamai XYYYYYYYYYYY
Brand : amino
FCC ID : XVG500144BC00

**Prepared by: : AUDIX Technology Corporation,
EMC Department**



The test report is based on a single evaluation of one sample of the above-mentioned products. It does not imply an assessment of the whole production and does not permit the use of the test lab logo.
The report must not be used by the client to claim product certification, approval, or endorsement by NVLAP, NIST, or any agency of the U.S. Government.

TABLE OF CONTENTS

| Description | Page |
|--|-----------|
| TEST REPORT CERTIFICATION..... | 4 |
| 1. REVISION RECORD OF TEST REPORT | 5 |
| 2. SUMMARY OF TEST RESULTS | 6 |
| 3. GENERAL INFORMATION | 7 |
| 3.1. Description of Application | 7 |
| 3.2. Description of EUT | 8 |
| 3.3. Antenna Information | 9 |
| 3.4. EUT Specifications Assessed in Current Report | 9 |
| 3.5. Description of Key Components | 11 |
| 3.6. Data Rate Relative to Output Power..... | 12 |
| 3.7. Test Configuration..... | 13 |
| 3.8. Tested Supporting System List..... | 17 |
| 3.9. Setup Configuration..... | 17 |
| 3.10. Operating Condition of EUT | 17 |
| 3.11. Description of Test Facility | 18 |
| 3.12. Measurement Uncertainty | 18 |
| 4. MEASUREMENT EQUIPMENT LIST..... | 19 |
| 4.1. Conducted Emission Measurement | 19 |
| 4.2. Radiated Emission Measurement | 19 |
| 4.3. RF Conducted Measurement | 20 |
| 5. CONDUCTED EMISSION..... | 21 |
| 5.1. Block Diagram of Test Setup | 21 |
| 5.2. Conducted Emission Limit | 21 |
| 5.3. Test Procedure | 21 |
| 5.4. Test Results | 22 |
| 6. RADIATED EMISSION | 23 |
| 6.1. Block Diagram of Test Setup | 23 |
| 6.2. Radiated Emission Limits..... | 24 |
| 6.3. Test Procedure | 26 |
| 6.4. Measurement Result Explanation..... | 27 |
| 6.5. Test Results | 27 |
| 7. EMISSION BANDWIDTH..... | 28 |
| 7.1. Block Diagram of Test Setup | 28 |
| 7.2. Specification Limits..... | 28 |
| 7.3. Test Procedure | 28 |
| 7.4. Test Results | 28 |
| 8. MAXIMUM OUTPUT POWER | 29 |
| 8.1. Block Diagram of Test Setup | 29 |
| 8.2. Specification Limits..... | 29 |
| 8.3. Test Procedure | 30 |
| 8.4. Test Results | 30 |
| 9. EMISSION LIMITATIONS MEASUREMENT | 31 |
| 9.1. Block Diagram of Test Setup | 31 |
| 9.2. Specification Limits..... | 31 |



Audix Technology Corp.
No. 53-11, Dingfu, Linkou, Dist.,
New Taipei City 244, Taiwan

Tel: +886 2 26099301
Fax: +886 2 26099303

| | |
|---|-----------|
| 9.3. Test Procedure | 33 |
| 9.4. Test Results | 33 |
| 10. POWER SPECTRAL DENSITY | 34 |
| 10.1. Block Diagram of Test Setup | 34 |
| 10.2. Specification Limits..... | 34 |
| 10.3. Test Procedure | 34 |
| 10.4. Test Results | 34 |
| 11. FREQUENCY STABILITY | 35 |
| 11.1. Block Diagram of Test Setup | 35 |
| 11.2. Specification Limits..... | 35 |
| 11.3. Test Procedure | 35 |
| 11.4. Test Results | 35 |
| 12. DEVIATION TO TEST SPECIFICATIONS | 36 |

APPENDIX A TEST DATA AND PLOTS
APPENDIX B TEST PHOTOGRAPHS

TEST REPORT CERTIFICATION

Applicant : Amino Communications Ltd.
Manufacturer : Xavi Technologies Corp.
EUT Description
(1) Product : IPTV STB/PVR
(2) Model : Kamai XXXXXXXXXXXXX
(3) Brand : amino
(4) Power Rating : DC 12V

Applicable Standards:

47 CFR FCC Part 15 Subpart E
ANSI C63.10:2013
KDB 789033 D02 General UNII Test Procedures New Rules v02r01

Audix Technology Corp. tested the equipment mentioned in accordance with the requirements set forth in the above standards. Test results indicate that the equipment tested is capable of demonstrating compliance with the requirements as documented within this report.

Audix Technology Corp. does not assume responsibility for any conclusions and generalizations drawn from the test results with regard to other specimens and samples.

Date of Report: 2018. 11. 27

Reviewed by:  (Tina Huang/Administrator)

Approved by:  (Ben Cheng/Manager)

1. REVISION RECORD OF TEST REPORT

| Edition No | Issued Data | Revision Summary | Report Number |
|------------|--------------|------------------|---------------|
| 0 | 2018. 11. 27 | Original Report | EM-F180128 |

2. SUMMARY OF TEST RESULTS

| Rule | Description | Results |
|------------------------|---|------------|
| 15.207 | Conducted Emission | PASS |
| 15.205/15.209 | Radiated Band Edge and Radiated Spurious Emission | PASS |
| 15.407(a)(5)/15.407(e) | Emission Bandwidth Measurement | PASS |
| 15.407(a) | Maximum Output Power | PASS |
| 15.407(b) | Conducted Band Edges and Conducted Spurious Emission | PASS |
| 15.407(a) | Power Spectral Density | PASS |
| 15.203 | Antenna Requirement | Compliance |
| 15.407 | Frequency Stability | PASS |

3. GENERAL INFORMATION

3.1. Description of Application

| | |
|--------------|---|
| Applicant | Amino Communications Ltd. Buckingway Business Park, Anderson Road Swaveasy Cambridgeshire CB24 4UQ, United Kingdom |
| Manufacturer | Xavi Technologies Corp. No. 468, Gu tang Road, Wu jiang city, Jiangsu province |
| Product | IPTV STB/PVR |
| Model | Kamai XYYYYYYYYYYY (Where "X" can be 6, 7, 8 or blank; "YYYYYYYYYYY" can be any combination of 0~9, A~Z, -, /, or blank; for marketing purpose only) |
| Brand | amino |

3.2. Description of EUT

| | | | |
|------------------------|--|------|--------------|
| Test Model | Kamai 7B | | |
| Serial Number | N/A | | |
| Power Rating | DC 12V | | |
| RF Features | 802.11 a/n/ac | | |
| Transmit Type | UNII Bands | | Mode |
| | | | CDD SDM |
| | 802.11a | 4T4R | --- |
| | 802.11n-HT20/ 802.11ac-VHT20 | 4T4R | 4T4R |
| | 802.11n-HT40/ 802.11ac-VHT40 | 4T4R | 4T4R |
| | 802.11ac-VHT80 | 4T4R | 4T4R |
| | This device not support beamforming mode. | | |
| Device Category | <input type="checkbox"/> Outdoor Access Point <input type="checkbox"/> Fixed point-to-point Access Point <input type="checkbox"/> Indoor Access Point <input checked="" type="checkbox"/> Mobile and Portable client device | | |
| Sample Status | Production | | |
| Date of Receipt | 2018. 03. 05 | | |
| Date of Test | 2018. 03. 19~ 11. 27 | | |
| Interface Ports of EUT | <ul style="list-style-type: none"> ● DC power In Port x1 ● S/PDIF optical output Port x1 ● USB 3.0 Port x1 ● HDMI Port x1 ● Ethernet Port x1 ● Analogue A/V Output Port x1 | | |
| Accessories Supplied | <ul style="list-style-type: none"> ● AC/DC Adapter ● Remote Control ● 3.5mm jack to 3x RCA Cable ● HDMI Cable | | |

3.3. Antenna Information

| WLAN Antenna | | | | | |
|--------------|---------------------|-------------------------------|--------------|-----------------|----------------|
| No. | Antenna Part Number | Manufacture | Antenna Type | Frequency (MHz) | Max Gain (dBi) |
| 1 | Ant 5G-1 | Waisin Technology Corporation | PCB Antenna | 5150-5850 | 2.36 |
| 2 | Ant 5G-2 | | | | 2.31 |
| 3 | Ant 5G-3 | | | | 2.13 |
| 4 | Ant 5G-4 | | | | 2.35 |

3.4. EUT Specifications Assessed in Current Report

| Mode | UNII Band | Fundamental Range (MHz) | Channel Number |
|---------------------------------|-----------|-------------------------|----------------|
| 802.11a | I | 5180-5240 | 4 |
| | II-2A | 5260-5320 | 4 |
| | II-2C | 5500-5700 | 11 |
| | III | 5745-5825 | 5 |
| 802.11n-HT20/ 802.11ac-VHT20 | I | 5180-5240 | 4 |
| | II-2A | 5260-5320 | 4 |
| | II-2C | 5500-5700 | 11 |
| | III | 5745-5825 | 5 |
| 802.11n-HT40/ 802.11ac-VHT40 | I | 5190-5230 | 2 |
| | II-2A | 5270-5310 | 2 |
| | II-2C | 5510-5670 | 5 |
| | III | 5755-5795 | 2 |
| 802.11ac-VHT80 | I | 5210 | 1 |
| | II-2A | 5290 | 1 |
| | II-2C | 5530-5610 | 2 |
| | III | 5775 | 1 |

Remark: UNII Band II-2A and II-2C (DFS Function, Slave/no In service monitor, no Ad-Hoc mode)

| Mode | Modulation | Data Rate (Mbps) |
|----------------|-------------------------------------|------------------|
| 802.11a | OFDM (BPSK/QPSK/16QAM/64QAM) | Up to 54 |
| 802.11n-HT20 | OFDM (BPSK/QPSK/16QAM/64QAM) | Up to 288.9 |
| 802.11n-HT40 | | Up to 600 |
| 802.11ac-VHT20 | OFDM (BPSK/QPSK/16QAM/64QAM/256QAM) | Up to 346.8 |
| 802.11ac-VHT40 | | Up to 800 |
| 802.11ac-VHT80 | | Up to 1733.2 |

| Channel List | | | | | |
|-------------------------------------|----------------|-----------------|-----------|----------------|-----------------|
| 802.11a/802.11n-HT20/802.11ac-VHT20 | | | | | |
| UNII Band | Channel Number | Frequency (MHz) | UNII Band | Channel Number | Frequency (MHz) |
| I | 36 | 5180 | II-2C | 116 | 5580 |
| | 40 | 5200 | | 120 | 5600 |
| | 44 | 5220 | | 124 | 5620 |
| | 48 | 5240 | | 128 | 5640 |
| II-2A | 52 | 5260 | | 132 | 5660 |
| | 56 | 5280 | | 136 | 5680 |
| | 60 | 5300 | | 140 | 5700 |
| | 64 | 5320 | | 149 | 5745 |
| II-2C | 100 | 5500 | III | 153 | 5765 |
| | 104 | 5520 | | 157 | 5785 |
| | 108 | 5540 | | 161 | 5805 |
| | 112 | 5560 | | 165 | 5825 |

| Channel List | | | | | |
|-----------------------------|----------------|-----------------|-----------|----------------|-----------------|
| 802.11n-HT40/802.11ac-VHT40 | | | | | |
| UNII Band | Channel Number | Frequency (MHz) | UNII Band | Channel Number | Frequency (MHz) |
| I | 38 | 5190 | II-2C | 118 | 5590 |
| | 46 | 5230 | | 126 | 5630 |
| II-2A | 54 | 5270 | | 134 | 5670 |
| | 62 | 5310 | III | 151 | 5755 |
| II-2C | 102 | 5510 | | 159 | 5795 |
| | 110 | 5550 | | | |

| Channel List | | | | | |
|----------------|----------------|-----------------|-----------|----------------|-----------------|
| 802.11ac-VHT80 | | | | | |
| UNII Band | Channel Number | Frequency (MHz) | UNII Band | Channel Number | Frequency (MHz) |
| I | 42 | 5210 | II-2C | 122 | 5610 |
| II-2A | 58 | 5290 | III | 155 | 5775 |
| II-2C | 106 | 5530 | | | |

Note Test modes are presented at section 3.7.

3.5. Description of Key Components

| Item | Supplier | Model/Type | Description |
|----------------|----------|----------------------------|--|
| AC/DC Adapter | MOSO | MSA-C2000IS 12.0-24Y-DE | Input: 100-240V~, 50/60Hz, 0.7A max. Output: DC 12V, 2A |
| Remote Control | N/A | N/A | N/A |

3.7. Data Rate Relative to Output Power

| 802.11a | | | | 802.11n-HT20 | | | |
|---------|------------|-----------|-------------|--------------|------------|-----------|-------------|
| Channel | Modulation | Date Rate | Power (dBm) | Channel | Modulation | Date Rate | Power (dBm) |
| 36 | BPSK | 6 | 21.02 | 36 | BPSK | MCS0 | 21.00 |
| 36 | QPSK | 9 | 20.98 | 36 | QPSK | MCS1 | 20.84 |
| 36 | QPSK | 12 | 20.74 | 36 | QPSK | MCS2 | 20.52 |
| 36 | 16-QAM | 18 | 20.69 | 36 | 16-QAM | MCS3 | 20.47 |
| 36 | 16-QAM | 24 | 20.33 | 36 | 16-QAM | MCS4 | 20.31 |
| 36 | 64-QAM | 36 | 20.28 | 36 | 64-QAM | MCS5 | 20.26 |
| 36 | 64-QAM | 48 | 20.19 | 36 | 64-QAM | MCS6 | 20.14 |
| 36 | 64-QAM | 54 | 20.02 | 36 | 64-QAM | MCS7 | 20.08 |

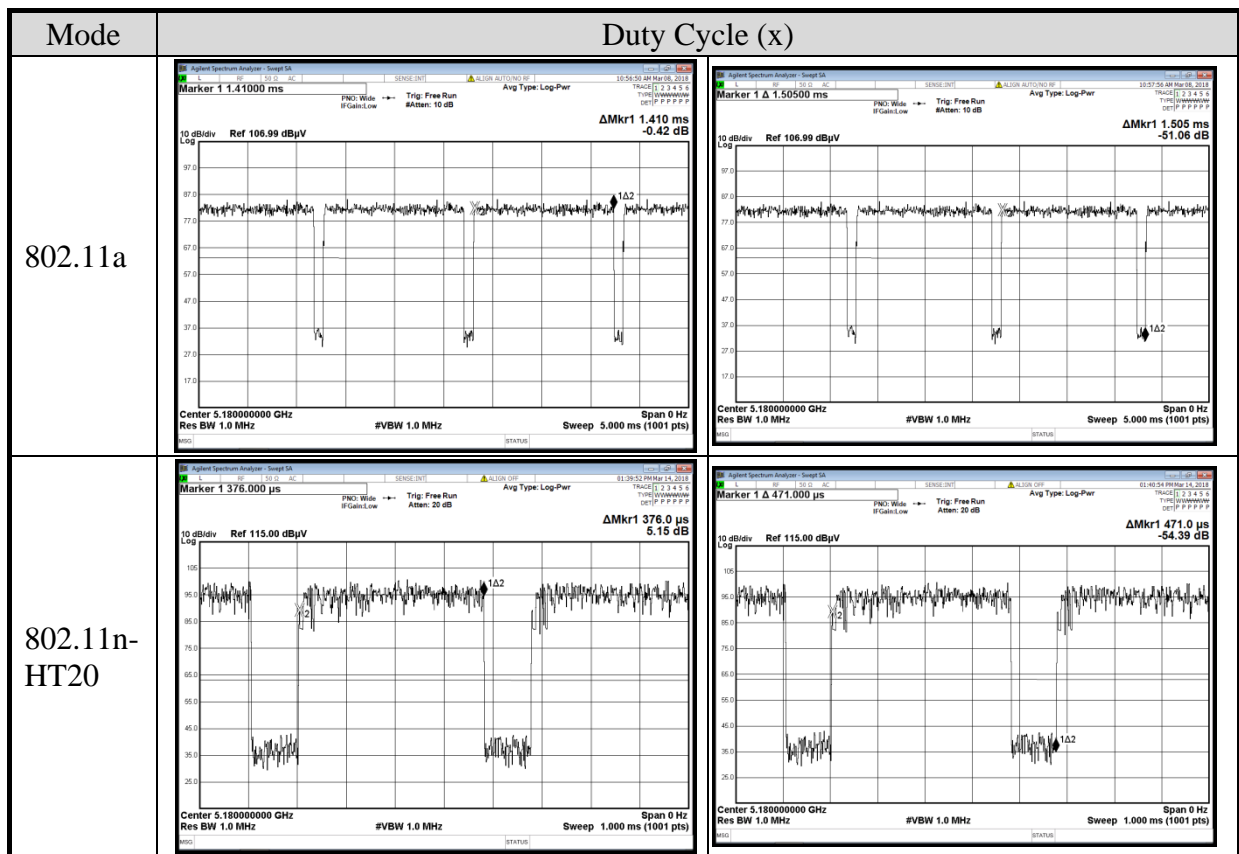
| 802.11ac-VHT40 | | | | 802.11ac-VHT80 | | | |
|----------------|------------|-----------|-------------|----------------|------------|-----------|-------------|
| Channel | Modulation | Date Rate | Power (dBm) | Channel | Modulation | Date Rate | Power (dBm) |
| 38 | BPSK | MCS0 | 23.25 | 42 | BPSK | MCS0 | 21.77 |
| 38 | QPSK | MCS1 | 23.09 | 42 | QPSK | MCS1 | 21.68 |
| 38 | QPSK | MCS2 | 22.92 | 42 | QPSK | MCS2 | 21.53 |
| 38 | 16-QAM | MCS3 | 22.75 | 42 | 16-QAM | MCS3 | 21.32 |
| 38 | 16-QAM | MCS4 | 22.60 | 42 | 16-QAM | MCS4 | 21.25 |
| 38 | 64-QAM | MCS5 | 22.44 | 42 | 64-QAM | MCS5 | 21.01 |
| 38 | 64-QAM | MCS6 | 22.31 | 42 | 64-QAM | MCS6 | 20.99 |
| 38 | 64-QAM | MCS7 | 22.19 | 42 | 64-QAM | MCS7 | 20.90 |
| 38 | 256-QAM | MCS8 | 22.13 | 42 | 256-QAM | MCS8 | 20.78 |
| 38 | 256-QAM | MCS9 | 22.11 | 42 | 256-QAM | MCS9 | 20.74 |

Note: Above results are assessed in average power.

3.8. Test Configuration

| Mode | Duty Cycle (x) | T (ms) | Duty Cycle Factor (dB) |
|----------------|----------------|--------|------------------------|
| 802.11a | 0.937 | 1.410 | 0.28 |
| 802.11n-HT20 | 0.798 | 0.3760 | 0.98 |
| 802.11n-HT40 | 0.682 | 0.2085 | 1.66 |
| 802.11ac-VHT20 | 0.798 | 0.3800 | 0.98 |
| 802.11ac-VHT40 | 0.687 | 0.2120 | 1.63 |
| 802.11ac-VHT80 | 0.578 | 0.1300 | 2.38 |

Note: When duty cycle is less than 98% (0.98) that duty cycle factor $10\log(1/x)$ is needed to add in conducted test items measured in average detector.



| Mode | Duty Cycle (x) | |
|--------------------|----------------|--|
| 802.11n- HT40 | | |
| 802.11ac -VHT20 | | |
| 802.11ac -VHT40 | | |
| 802.11ac -VHT80 | | |

| AC Conduction | |
|---------------|------------------|
| Test Case | Normal operation |

| Item | | Mode | Data Rate | Test Channel | |
|---------------------|---|----------------|-------------------|---------------------------------|---|
| Radiated Test Case | Radiated Band Edge ^{Note1} | CDD | 802.11a | 6 Mbps | 36/64/100/140/149/165 |
| | | | 802.11n-HT20 | MCS0, NSS=1 | 36/64/100/140/149/165 |
| | | | 802.11ac-VHT40 | MCS0, NSS=1 | 38/62/102/134/151/159 |
| | | 802.11ac-VHT80 | MCS0, NSS=1 | 42/58/106/155 | |
| | | SDM | 802.11n-HT20 | MCS24 | 36/64/100/140/149/165 |
| | | | 802.11ac-VHT40 | MCS0, NSS=2 | 38/62/102/134/151/159 |
| | 802.11ac-VHT80 | | MCS0, NSS=2 | 42/58/106/155 | |
| | Radiated Spurious Emission ^{Note1 & 2} | CDD | 802.11a | 6 Mbps | 36/40/48/52/60/64/116/140/140/149/157/165 |
| | | | 802.11n-HT20 | MCS0, NSS=1 | 36/40/48/52/60/64/116/140/140/149/157/165 |
| | | | 802.11ac-VHT40 | MCS0, NSS=1 | 38/46/54/62/102/110/134/151/159 |
| | | 802.11ac-VHT80 | MCS0, NSS=1 | 42/58/106/138/155 | |
| | | SDM | 802.11n-HT20 | MCS24 | 36/40/48/52/60/64/116/140/140/149/157/165 |
| 802.11ac-VHT40 | | | MCS0, NSS=2 | 38/46/54/62/102/110/134/151/159 | |
| 802.11ac-VHT80 | MCS0, NSS=2 | | 42/58/106/138/155 | | |
| Conducted Test Case | Emission Bandwidth ^{Note 3} | CDD | 802.11a | 6 Mbps | 36/40/48/52/60/64/100/116/140/149/157/165 |
| | | | 802.11n-HT20 | MCS0, NSS=1 | 36/40/48/52/60/64/100/116/140/149/157/165 |
| | | | 802.11ac-VHT40 | MCS0, NSS=1 | 38/46/54/62/102/110/134/142/151/159 |
| | | | 802.11ac-VHT80 | MCS0, NSS=1 | 42/58/106/122/138/155 |

| Item | NSS | Mode | Data Rate | Test Channel | |
|---------------------|----------------------------------|----------------|----------------|---|---|
| Conducted Test Case | Maximum output power | CDD | 802.11a | 6 Mbps | 36/40/48/52/60/64/100/116/140/149/157/165 |
| | | | 802.11n-HT20 | MCS0, NSS=1 | 36/40/48/52/60/64/100/116/140/149/157/165 |
| | | | 802.11ac-VHT40 | MCS0, NSS=1 | 38/46/54/62/102/110/134/142/151/159 |
| | | 802.11ac-VHT80 | MCS0, NSS=1 | 42/58/106/122/138/155 | |
| | | SDM | 802.11n-HT20 | MCS24 | 36/40/48/52/60/64/100/116/140/149/157/165 |
| | | | 802.11ac-VHT40 | MCS0, NSS=2 | 38/46/54/62/102/110/134/142/151/159 |
| | 802.11ac-VHT80 | | MCS0, NSS=2 | 42/58/106/122/138/155 | |
| | Emission Limitations Note 3 | CDD | 802.11a | 6 Mbps | 36/40/48/52/60/64/100/116/140/149/157/165 |
| | | | 802.11n-HT20 | MCS0, NSS=1 | 36/40/48/52/60/64/100/116/140/149/157/165 |
| | | | 802.11ac-VHT40 | MCS0, NSS=1 | 38/46/54/62/102/110/134/142/151/159 |
| | | | 802.11ac-VHT80 | MCS0, NSS=1 | 42/58/106/122/138/155 |
| | Power spectral density Note 4 | CDD | 802.11a | 6 Mbps | 36/40/48/52/60/64/100/116/140/149/157/165 |
| 802.11n-HT20 | | | MCS0, NSS=1 | 36/40/48/52/60/64/100/116/140/149/157/165 | |
| 802.11ac-VHT40 | | | MCS0, NSS=1 | 38/46/54/62/102/110/134/142/151/159 | |
| 802.11ac-VHT80 | | | MCS0, NSS=1 | 42/58/106/122/138/155 | |
| SDM | | 802.11n-HT20 | MCS24 | 36/40/48/52/60/64/100/116/140/149/157/165 | |
| | | 802.11ac-VHT40 | MCS0, NSS=2 | 38/46/54/62/102/110/134/142/151/159 | |
| | | 802.11ac-VHT80 | MCS0, NSS=2 | 42/58/106/122/138/155 | |

Note 1: Mobile Device

Portable Device, and 3 axis were assessed. The worst scenario for Radiated Spurious Emission as follow: Lie Side Stand

Note 2: Low, mid, and high channels were measured, only the worst channel of each modulation was presented in this report.

Note 3: After pre-tested, the “CDD” is worst mode to test and presented in this report.

Note 4: After pre-tested for each ports, the worst port was selected and the test data presented in this report.

3.9. Tested Supporting System List

3.9.1. Support Peripheral Unit

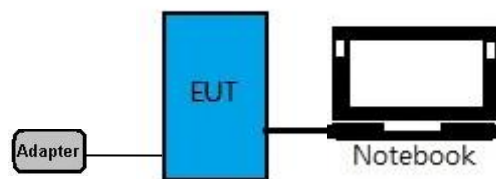
| No. | Product | Brand | Model No. | Serial No. | Approval |
|-----|-------------|-------|-----------|------------|--|
| 1. | Notebook PC | acer | N16Q2 | N/A | Contains FCC ID: PPD-QCNFA435 Contains IC: 4104A-QCNFA435 |

3.9.2. Cable Lists

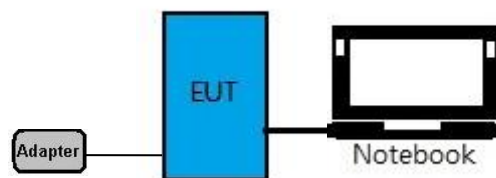
| No. | Cable Description Of The Above Support Units |
|-----|---|
| 1. | USB Cable : Unshielded, Detachable, 1.8m Adapter: Chicony, M/N A11-065N1A DC Cord : Shielded, Undetachable, 1.8m, Bonded a ferrite core AC Power Cord : Unshielded, Detachable, 1.0m |

3.10. Setup Configuration

3.10.1. EUT Configuration for Power Line & Radiated Emission



3.10.2. EUT Configuration for RF Conducted Test Items



3.11. Operating Condition of EUT

Test program “Tera term” is used for enabling EUT WLAN function under continues transmitting and choosing data rate/ channel.

3.12. Description of Test Facility

| | |
|-------------------|---|
| Name of Test Firm | Audix Technology Corporation / EMC Department No. 53-11, Dingfu, Linkou Dist., New Taipei City 244, Taiwan Tel: +886-2-26092133 Fax: +886-2-26099303 Website : www.audixtech.com Contact e-mail: attemc_report@audixtech.com |
| Accreditations | The laboratory is accredited by following organizations under ISO/IEC 17025:2005 (1) NVLAP(USA) NVLAP Lab Code 200077-0 (2) TAF(Taiwan) No. 1724 |
| Test Facilities | FCC OET Designation Number under APEC MRA by NCC is : TW1724 (1) No. 8 Shielding Room (2) Semi-Anechoic Chamber (IC Test Site Registration No.: 5183B-1) (3) Fully Anechoic Chamber (IC Test Site Registration No.: 5183B-4) |

3.13. Measurement Uncertainty

| Test Item | Frequency Range | Uncertainty |
|----------------------------------|-----------------|-------------|
| Conduction Test | 150kHz~30MHz | ±3.50dB |
| Radiation Test (Distance: 3m) | 30MHz~1000MHz | ± 3.68dB |
| | Above 1GHz | ± 5.82dB |

Remark : Uncertainty = $ku_c(y)$

| Test Item | Uncertainty |
|--------------------------------|-------------|
| Emission Bandwidth | ± 0.2kHz |
| Maximum output power | ± 0.33dB |
| Power spectral density | ± 0.13dB |
| Conducted Emission Limitations | ± 0.13dB |

4. MEASUREMENT EQUIPMENT LIST

4.1. Conducted Emission Measurement

| Item | Type | Manufacturer | Model No. | Serial No. | Cal. Date | Cal. Interval |
|------|----------------------------|--------------|-----------|------------|--------------|---------------|
| 1. | Test Receiver | R&S | ESR | 101774 | 2018. 01. 24 | 1 Year |
| 2. | A.M.N. | R&S | ENV4200 | 100169 | 2017. 11. 12 | 1 Year |
| 3. | L.I.S.N. | Kyoritsu | KNW-407 | 8-855-9 | 2017. 12. 14 | 1 Year |
| 4. | Pulse Limiter | R&S | ESH3-Z2 | 100354 | 2018. 01. 16 | 1 Year |
| 5. | Digital Thermo-Hygro Meter | iMax | HTC-1 | No.8 S/R | 2017. 04. 21 | 1 Year |
| 6. | Test Software | Audix | e3 | V.6.120424 | N.C.R. | N.C.R. |

4.2. Radiated Emission Measurement

| Item | Type | Manufacturer | Model No. | Serial No. | Cal. Date | Cal. Interval |
|------|------------------------------|--------------------|------------|-------------|--------------|---------------|
| 1. | Spectrum Analyzer | Agilent | N9010A-526 | MY53400071 | 2017. 09. 13 | 1 Year |
| | | | | | 2018. 09. 12 | 1 Year |
| 2. | Spectrum Analyzer | Agilent | N9030A-526 | MY53310269 | 2018. 01. 04 | 1 Year |
| 3. | Test Receiver | R & S | ESCS30 | 100338 | 2017. 06. 19 | 1 Year |
| | | | | | 2018. 06. 20 | 1 Year |
| 4. | Amplifier | HP | 8447D | 2944A06305 | 2018. 01. 30 | 1 Year |
| 5. | Amplifier | HP | 8449B | 3008A02678 | 2018. 03. 06 | 1 Year |
| 6. | Bilog Antenna | CHASE | CBL6112D | 33821 | 2018. 01. 21 | 1 Year |
| 7. | Loop Antenna | R&S | HFH2-Z2 | 891847/27 | 2017. 12. 18 | 1 Year |
| 8. | Double-Ridged Waveguide Horn | ETS-Lindgren | 3117 | 00135902 | 2018. 03. 08 | 1 Year |
| 9. | Horn Antenna | EMCO | 3116 | 2653 | 2017. 12. 19 | 1 Year |
| 10. | 5G Notch Filter | Microwave Circuits | N0452502 | 459775 | 2017. 12. 27 | 1 Year |
| 11. | 5G Notch Filter | Microwave Circuits | N0555983 | 459481 | 2017. 05. 20 | 1 Year |
| | | | | | 2018. 05. 21 | 1 Year |
| 12. | 5G Notch Filter | Microwave Circuits | N0257881 | 459776 | 2017. 02. 03 | 1.5 Year |
| | | | | | 2018. 08. 22 | 1.5 Year |
| 13. | Digital Thermo-Hygro Meter | IMax | HTC-1 | No.1 3m A/C | 2017. 04. 21 | 1 Year |
| | | | | | 2018. 04. 20 | 1 Year |
| 14. | Digital Thermo-Hygro Meter | EVERY DAY | E-512 | RF-02 | 2017. 04. 21 | 1 Year |
| | | | | | 2018. 04. 20 | 1 Year |
| 15. | Test Software | Audix | e3 | V.6.110601 | N.C.R. | N.C.R. |

4.3. RF Conducted Measurement

| Item | Type | Manufacturer | Model No. | Serial No. | Cal. Date | Cal. Interval |
|------|----------------------------|------------------------------|------------|------------|--------------|---------------|
| 1. | Spectrum Analyzer | Keysight | N9020B-544 | MY57120357 | 2018. 01. 15 | 1 Year |
| 2. | Spectrum Analyzer | Agilent | N9030A-544 | US51350140 | 2017. 06. 20 | 1 Year |
| | | | | | 2018. 06. 20 | 1 Year |
| 3. | Power Meter | Anritsu | ML2495A | 1145008 | 2017. 11. 03 | 1 Year |
| 4. | Power Sensor | Anritsu | MA2411B | 1126096 | 2017. 11. 03 | 1 Year |
| 5. | Digital Thermo-Hygro Meter | Shenzhen Datronn Electronics | KT-905 | RF | 2018. 04. 20 | 1 Year |

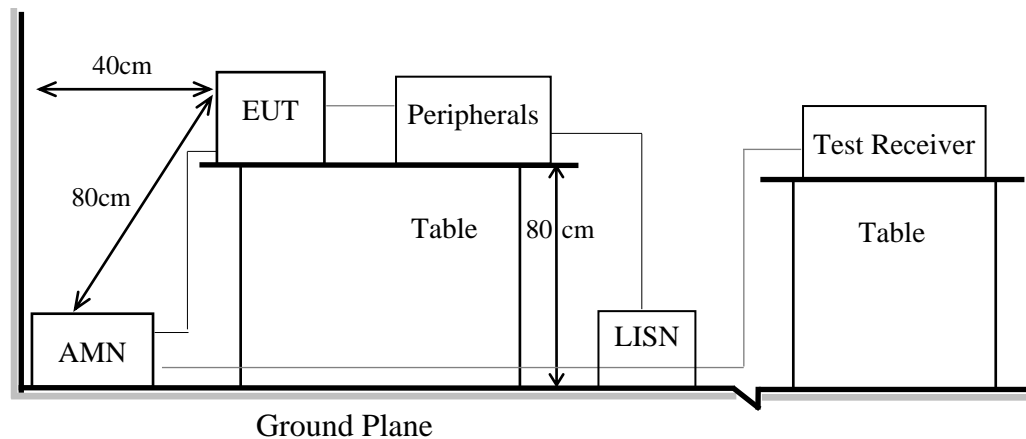
5. CONDUCTED EMISSION

5.1. Block Diagram of Test Setup

5.1.1. Block Diagram of EUT

Indicated as section 3.9

5.1.2. Shielded Room Setup Diagram



5.2. Conducted Emission Limit

| Frequency | Conducted Limit | |
|-----------------|--------------------|--------------------|
| | Quasi-Peak Level | Average Level |
| 150kHz ~ 500kHz | 66 ~ 56 dB μ V | 56 ~ 46 dB μ V |
| 500kHz ~ 5MHz | 56 dB μ V | 46 dB μ V |
| 5MHz ~ 30MHz | 60 dB μ V | 50 dB μ V |

Remark 1.: If the average limit is met when using a Quasi-Peak detector, the measurement using the average detector is not required.

2.: The lower limit applies to the band edges.

5.3. Test Procedure

- 5.3.1. To set up the EUT as indicated in ANSI C 63.10. The EUT was placed on the table which has 80 cm height to the ground and 40 cm distance to the conducting wall.
- 5.3.2. Power supplier of the EUT was connected to the AC mains through an Artificial Mains Network (A.M.N.).
- 5.3.3. The AC power supplies to all peripheral devices must be provided through line impedance stabilization network (L.I.S.N.)
- 5.3.4. Checking frequency range from 150 kHz to 30 MHz and record the emission which does not have 20 dB below limit.



Audix Technology Corp.
No. 53-11, Dingfu, Linkou, Dist.,
New Taipei City 244, Taiwan

Tel: +886 2 26099301
Fax: +886 2 26099303

5.4. Test Results

Please refer to Appendix A.

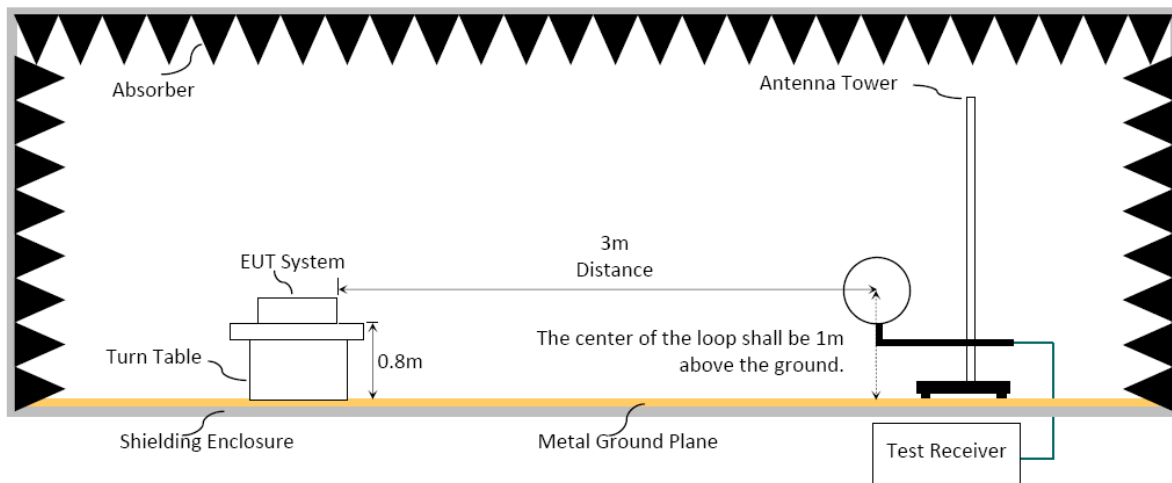
6. RADIATED EMISSION

6.1. Block Diagram of Test Setup

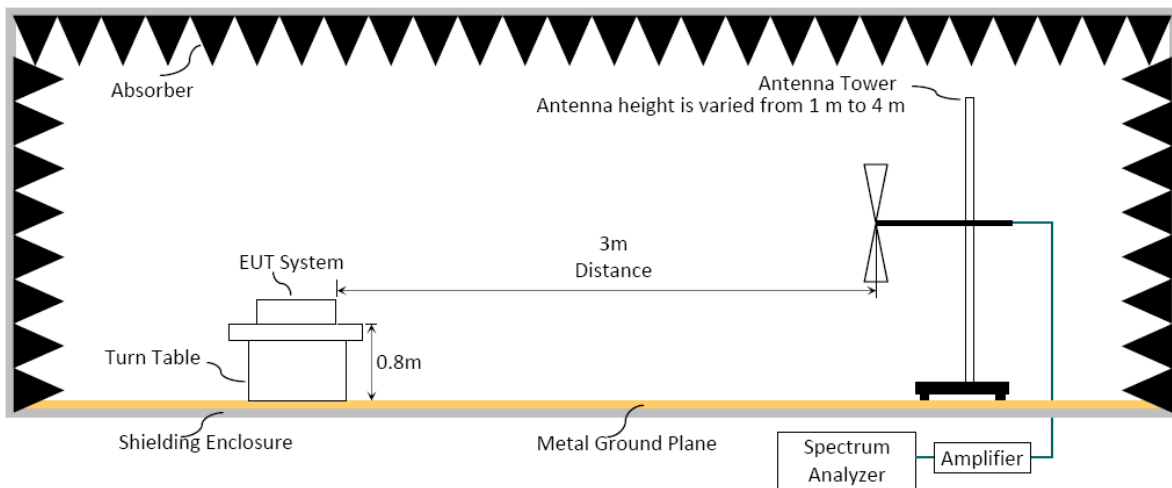
6.1.1. Block Diagram of EUT

Indicated as section 3.9

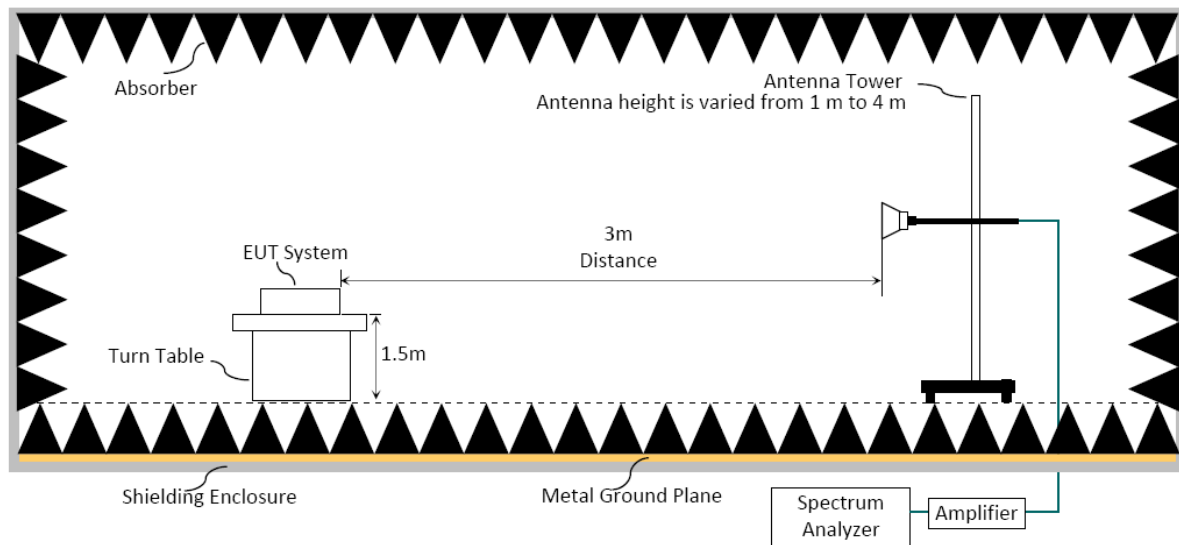
6.1.2. Setup Diagram for 9kHz-30MHz



6.1.3. Setup Diagram for 30-1000 MHz



6.1.4. Setup Diagram for above 1GHz



6.2. Radiated Emission Limits

Radiated emissions fall in restricted bands, as defined in Section 15.205 must be in compliance with the radiated emission limits specified in 15.209 as below.

6.2.1. General Limit

| Frequency (MHz) | Distance (m) | Limits | |
|-----------------|--------------|---|-------------|
| | | dB μ V/m | μ V/m |
| 0.009 - 0.490 | 300 | 67.6-20 log f(kHz) | 2400/f kHz |
| 0.490 - 1.705 | 30 | 87.6-20 log f(kHz) | 24000/f kHz |
| 1.705 - 30 | 30 | 29.5 | 30 |
| 30 - 88 | 3 | 40.0 | 100 |
| 88- 216 | 3 | 43.5 | 150 |
| 216- 960 | 3 | 46.0 | 200 |
| Above 960 | 3 | 54.0 | 500 |
| Above 1000 | 3 | 74.0 dB μ V/m (Peak) 54.0 dB μ V/m (Average) | |

Remark : (1) dB μ V/m = 20 log (μ V/m)

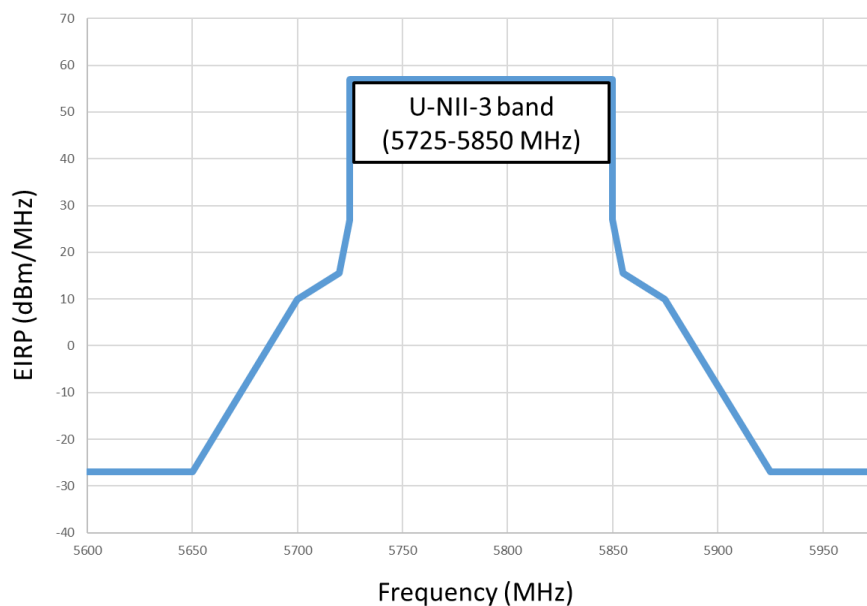
- (2) The tighter limit applies to the edge between two frequency bands.
- (3) Distance refers to the distance in meters between the measuring instrument antenna and the closed point of any part of the device or system.
- (4) Fundamental and emission fall within operation band are exempted from this section.
- (5) Pursuant to ANSI C63.10: 6.6.4.3, if the maximized peak measured value complies with the average limit, then it is unnecessary to perform an average measurement.

6.2.2. Limit for non-restricted frequency above 1 GHz

| Frequency Band (MHz) | E.I.R.P. Limit | Field Strength Limit at 3 m |
|----------------------|----------------|-----------------------------|
| 5150 to 5250 | -27 dBm | 68.2 |
| 5250 to 5350 | | 68.2 |
| 5470 to 5725 | | 68.2 |

Note: Field Strength at 3 m = E.I.R.P. + 95.2 dB

| Frequency Band (MHz) | Field Strength Limit at 3 m | |
|----------------------|-------------------------------------|--|
| 5725 to 5850 | <input checked="" type="checkbox"/> | 15.407(b)(4)(i) All emissions shall be limited to a level of 68.2 dB μ V/m at 75 MHz or more above or below the band edge increasing linearly to 105.2dB μ V/m at 25 MHz above or below the band edge, and from 25 MHz above or below the band edge increasing linearly to a level of 110.8 dB μ V/m at 5 MHz above or below the band edge increasing linearly to a level of 68.2 dB μ V/m at the band edge. |
| | <input type="checkbox"/> | 15.407(b)(4)(ii) ,compliance with the emission limits in § 15.247(d) Shall be at least 30dB below that in the 100 kHz bandwidth within the band that contains the highest level of the desired power,. Attenuation below the general limits specified in §15.209(a) is not required. In addition, radiated emissions which fall in the restricted bands, as defined in §15.205(a), must also comply with the radiated emission limits specified in §15.209(a) (see §15.205(c)) |



6.3. Test Procedure

Frequency Range 9kHz~30MHz:

The EUT setup on the turn table which has 0.8 m height to the ground. The turn table rotated 360 degrees and antenna fixed to 1 m to find the maximum emission level. In order to find the maximum emission, all of the interface cables were manipulated according to ANSI C63.10-2013 regulation.

- (1) RBW = 9kHz with peak and average detector.
- (2) Detector: average and peak (9kHz-490kHz)
Q.P. (490kHz-30MHz)

Frequency Range 30MHz ~ 40GHz:

The EUT setup on the turn table which has 80cm (for 30-1000MHz) and 1.5m (for above 1GHz) height to the ground. The turn table rotated 360 degrees and antenna varied from 1 m to 4 m to find the maximum emission level. Both horizontal and vertical polarization are required. In order to find the maximum emission, all of the interface cables were manipulated according to ANSI C63.10-2013 regulation.

Frequency below 1 GHz:

Spectrum Analyzer is used for pre-testing with following setting:

- (1) RBW = 120KHz
- (2) VBW $\geq 3 \times$ RBW.
- (3) Detector = Peak.
- (4) Sweep time = auto.
- (5) Trace mode = max hold.
- (6) Allow sweeps to continue until the trace stabilizes.
- (7) When peak-detected value is lower than limit that the measurement using the Q.P. detector is not required, otherwise using Q.P. for final measurement.

Frequency above 1GHz to 10th harmonic (up to 40 GHz):

Peak Detector:

- (1) RBW = 1MHz
- (2) VBW $\geq 3 \times$ RBW.
- (3) Detector = Peak.
- (4) Sweep time = auto.
- (5) Trace mode = max hold.
- (6) Allow sweeps to continue until the trace stabilizes.
- (7) When peak-detected value is lower than limit that the measurement using the average detector is not required, otherwise using average detector for final measurement.

Average Detector:

Option 1:

- (1) RBW = 1MHz
- (2) VBW \geq 1/ T.

| Modulation Type | T (ms) | 1/ T (kHz) | VBW Setting (kHz) |
|-----------------|--------|------------|-------------------|
| 802.11a | 1.41 | 0.709 | 680Hz |
| 802.11n-HT20 | 0.376 | 2.660 | 2.7kHz |
| 802.11ac-VHT40 | 0.2085 | 4.796 | 4.7kHz |
| 802.11ac-VHT80 | 0.130 | 7.692 | 7.5kHz |

N/A: 1/ T is not implemented when duty cycle presented in section 3.7 is \geq 98 %.

- (1) Detector = Peak.
- (2) Sweep time = auto.
- (3) Trace mode = max hold.
- (4) Allow sweeps to continue until the trace stabilizes.

Option 2:

Average Emission Level = Peak Emission Level + D.C.C.F.

6.4. Measurement Result Explanation

Peak Emission Level = Antenna Factor + Cable Loss + Meter Reading

Average Emission Level = Antenna Factor + Cable Loss + Meter Reading

Average Emission Level = Peak Emission Level + DCCF

Duty Cycle Correction Factor (DCCF) = $20\log(TX_{on}/TX_{on+off})$ presented in section 3.7

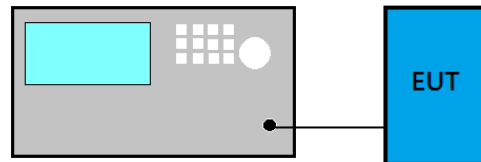
ERP = Peak Emission Level - 95.2dB - 2.14dB

6.5. Test Results

Please refer to Appendix A.

7. EMISSION BANDWIDTH

7.1. Block Diagram of Test Setup



7.2. Specification Limits

| Frequency Band (MHz) | Limit |
|----------------------|----------------------|
| 5150 to 5250 | Reference only |
| 5250 to 5350 | |
| 5470 to 5725 | |
| 5725 to 5850 | $\geq 500\text{kHz}$ |

7.3. Test Procedure

Following measurement procedure is reference to KDB 789033 D02 General UNII Test Procedures New Rules v02r01:

■ Applicable to all bands except to 5725 MHz- 5850 MHz

- (1) Set RBW= 1% of the emission bandwidth
- (2) Set VBW > RBW
- (3) Detector = Peak
- (4) Trace mode = max hold
- (5) Setting channel bandwidth function x dB to -26 dB to record the final bandwidth.

■ 5725 MHz- 5850 MHz

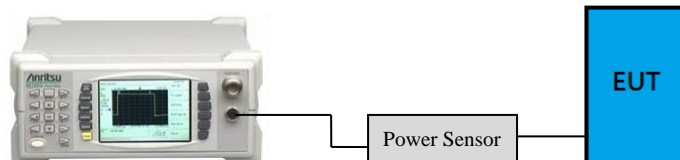
- (1) Set RBW = 100 kHz.
- (2) Set the video bandwidth (VBW) $\geq 3 \times$ RBW.
- (3) Detector = Peak.
- (4) Trace mode = max hold.
- (5) Sweep = auto couple.
- (6) Allow the trace to stabilize.
- (7) Setting channel bandwidth function x dB to -6 dB to record the final bandwidth.

7.4. Test Results

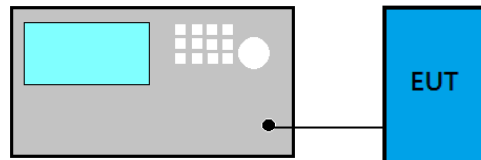
Please refer to Appendix A

8. MAXIMUM OUTPUT POWER

8.1. Block Diagram of Test Setup



- For 802.11ac-VHT80 mode only



8.2. Specification Limits

| Frequency Band (MHz) | Category | Limit |
|----------------------|-----------------------------------|---|
| 5150 to 5250 | Outdoor Access Point | 1 W(30 dBm)/ Max e.i.r.p. ≤125 mW(21 dBm) at any elevation angle above 30 degrees as measured from the horizon |
| | Fixed point-to-point Access Point | 1 W(30 dBm) |
| | Indoor Access Point | 1 W(30 dBm) |
| | Mobile and Portable client device | 250 mW(24 dBm) |
| 5250 to 5350 | N/A | 250 mW or 11 dBm + 10 log B ^{Note1} |
| 5470 to 5725 | | 250 mW or 11 dBm + 10 log B ^{Note1} |
| 5725 to 5850 | | 1 W(30 dBm) |

Note 1: B is the 26 dB emission bandwidth, which presented in section 7 and appendix A.1.

8.3. Test Procedure

Following measurement procedure is reference to KDB 789033 D02 General UNII Test Procedures New Rules v02r01:

■ **Method AVGPM (Measurement using an RF average power meter):**

EUT is connected to power sensor and record the maximum average output power and duty cycle factor is added when duty cycle presented in section 3.7 is < 98%.

■ **Method AVGSA-2 (Spectrum channel power) for 802.11ac-VHT80 mode only**

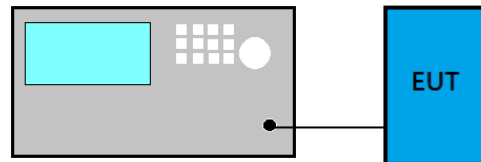
- (1) Set span to at least 1.5 times the OBW
- (2) Set RBW = 1 MHz
- (3) Set the video bandwidth (VBW) \geq 3 MHz.
- (4) Detector = RMS.
- (5) Trace mode = trace average at least 100 traces
- (6) Sweep = auto couple.
- (7) Compute power by integrating the spectrum across the OBW of the signal using the instrument's band power measurement function with band limits set equal to the OBW band edges.
- (8) Duty cycle factor is added when duty cycle presented in section 3.7 is < 98%.

8.4. Test Results

Please refer to Appendix A

9. EMISSION LIMITATIONS MEASUREMENT

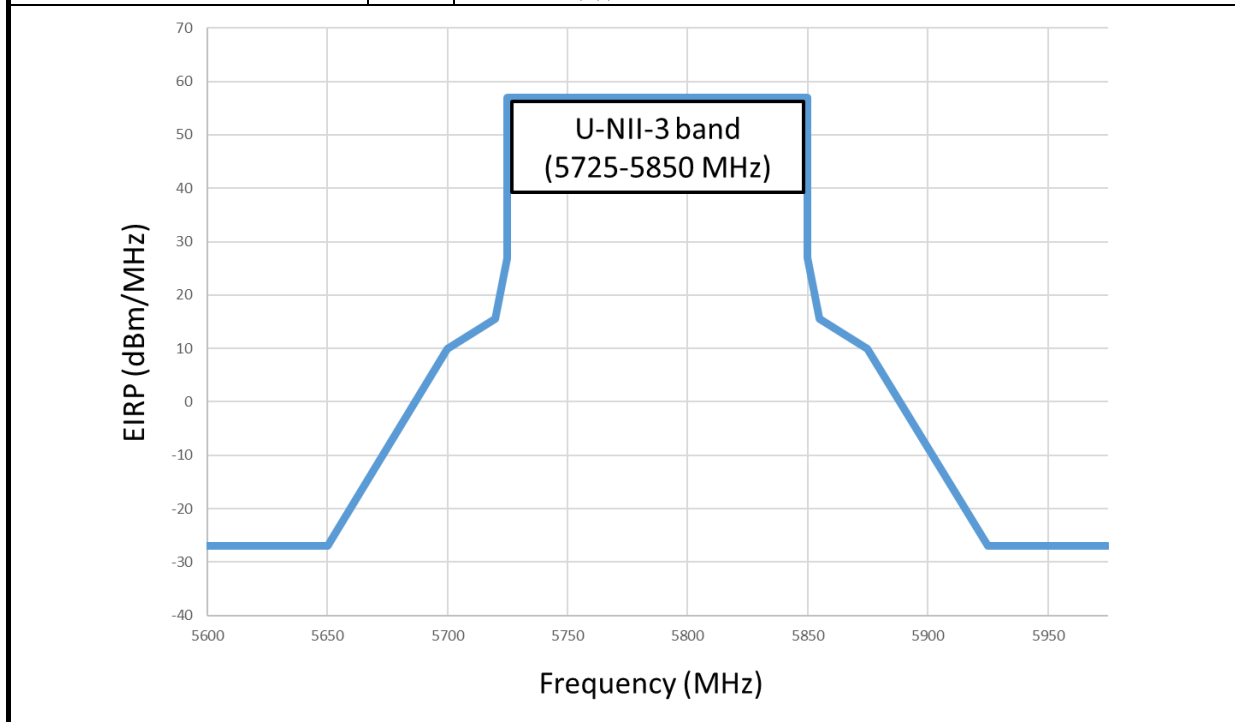
9.1. Block Diagram of Test Setup



9.2. Specification Limits

| Frequency Band (MHz) | E.I.R.P. Limit |
|----------------------|----------------|
| 5150 to 5250 | -27 dBm |
| 5250 to 5350 | |
| 5470 to 5725 | |

| Frequency Band (MHz) | E.I.R.P. Limit | |
|----------------------|-------------------------------------|---|
| 5725 to 5850 | <input checked="" type="checkbox"/> | 15.407(b)(4)(i) All emissions shall be limited to a level of -27 dBm/MHz at 75 MHz or more above or below the band edge increasing linearly to 10 dBm/MHz at 25 MHz above or below the band edge, and from 25 MHz above or below the band edge increasing linearly to a level of 15.6 dBm/MHz at 5 MHz above or below the band edge, and from 5 MHz above or below the band edge increasing linearly to a level of 27 dBm/MHz at the band edge. |
| | <input type="checkbox"/> | 15.407(b)(4)(ii) ,compliance with the emission limits in § 15.247(d) Shall be at least 30dB below that in the 100 kHz bandwidth within the band that contains the highest level of the desired power,. Attenuation below the general limits specified in §15.209(a) is not required. In addition,radiated emissions which fall in the restricted bands, as defined in §15.205(a), must also comply with the radiated emission limits specified in §15.209(a) (see §15.205(c)) |



9.3. Test Procedure

Following measurement procedure is reference to KDB 789033 D02 General UNII Test Procedures New Rules v02r01:

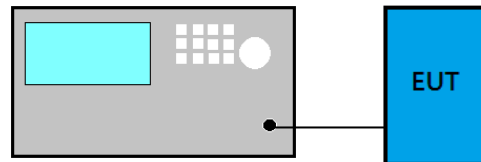
- (1) RBW = 1 MHz
- (2) VBW $\geq 3 \times$ RBW
- (3) Detector = Peak
- (4) Sweep time = auto
- (5) Trace mode = max hold
- (6) Allow sweeps to continue until the trace stabilizes.

9.4. Test Results

Please refer to Appendix A

10. POWER SPECTRAL DENSITY

10.1. Block Diagram of Test Setup



10.2. Specification Limits

| Frequency Band (MHz) | Category | Limit |
|----------------------|-----------------------------------|---------------|
| 5150 to 5250 | Outdoor Access Point | 17dBm/MHz |
| | Fixed point-to-point Access Point | |
| | Indoor Access Point | |
| | Mobile and Portable client device | 11 dBm/MHz |
| 5250 to 5350 | N/A | 11 dBm/MHz |
| 5470 to 5725 | | 11 dBm/MHz |
| 5725 to 5850 | | 30dBm/500 kHz |

10.3. Test Procedure

Following measurement procedure is reference to KDB 789033 D02 General UNII Test Procedures New Rules v02r01:

■ Method AVGSA-2 (Spectrum channel power)

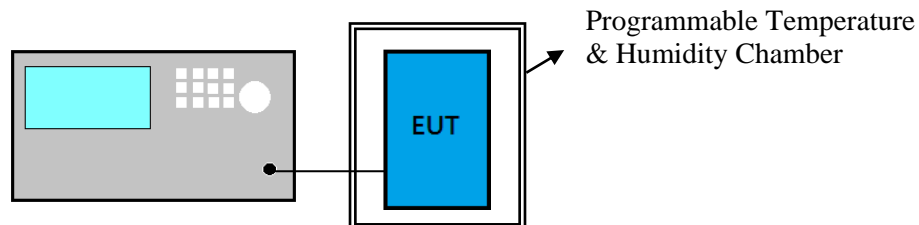
- (1) Set span to at least 1.5 times the OBW
- (2) Set RBW = 1 MHz
- (3) Set the video bandwidth (VBW) \geq 3 MHz.
- (4) Detector = RMS.
- (5) Trace mode = trace average at least 100 traces
- (6) Sweep = auto couple.
- (7) Use peak search function to find out the maximum power density.
- (8) Duty cycle factor is added when duty cycle presented in section 3.7 is $<$ 98%.

10.4. Test Results

Please refer to Appendix A

11. FREQUENCY STABILITY

11.1. Block Diagram of Test Setup



11.2. Specification Limits

NONE

11.3. Test Procedure

- (1) Frequency: Test frequency.
- (2) Span: enough to cover the complete power envelope
- (3) RBW: 1MHz(modulation ON) ; 10KHz(CW)
- (4) VBW: 1MHz(modulation ON) ; 10KHz(CW)
- (5) Detector Mode: Positive Peak
- (6) Indication mode: Max hold
- (7) Find the peak frequency and take calculate by the formula:
(Measurement Value-declaration frequency)/ declaration frequency)

11.4. Test Results

Please refer to Appendix A

12.DEVIATION TO TEST SPECIFICATIONS

【NONE】



Audix Technology Corp.
No. 53-11, Dingfu, Linkou, Dist.,
New Taipei City 244, Taiwan

Tel: +886 2 26099301
Fax: +886 2 26099303

APPDNDIX A

TEST DATA AND PLOTS

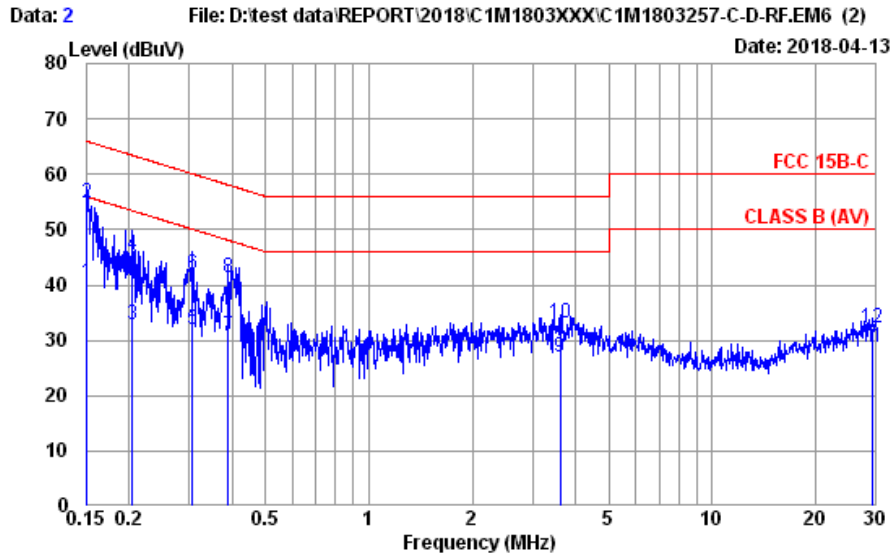
(Model: Kamai 7B)

TABLE OF CONTENTS

| | |
|---|------------|
| A.1 CONDUCTED EMISSION | 2 |
| A.2 RADIATED EMISSION | 4 |
| A.2.1 Emissions within Restricted Frequency Bands..... | 4 |
| A.2.2 Emissions outside the frequency band..... | 65 |
| A.2.3 Emissions in Non-restricted Frequency Bands | 96 |
| A.3 EMISSION BANDWIDTH | 97 |
| A.3.1 Emission Bandwidth Result..... | 97 |
| A.3.2 Measurement Plots | 99 |
| A.4 MAXIMUM OUTPUT POWER | 108 |
| A.4.1 Average Output Power | 108 |
| A.4.2 Measurement Plots | 115 |
| A.5 EMISSION LIMITATIONS MEASUREMENT | 125 |
| A.6 POWER SPECTRAL DENSITY | 201 |
| A.6.1 Power Spectral Density Result | 201 |
| A.6.3 Measurement Plots | 204 |
| A.7 FREQUENCY STABILITY | 216 |
| A.7.1 Frequency stability Result | 216 |

A.1 CONDUCTED EMISSION

| | | | |
|--------------|-----------------------------------|------------|----------|
| Test Date | 2018/04/13 | Temp./Hum. | 25°C/56% |
| Test Voltage | AC 120V, 60Hz (Via AC/DC Adapter) | | |

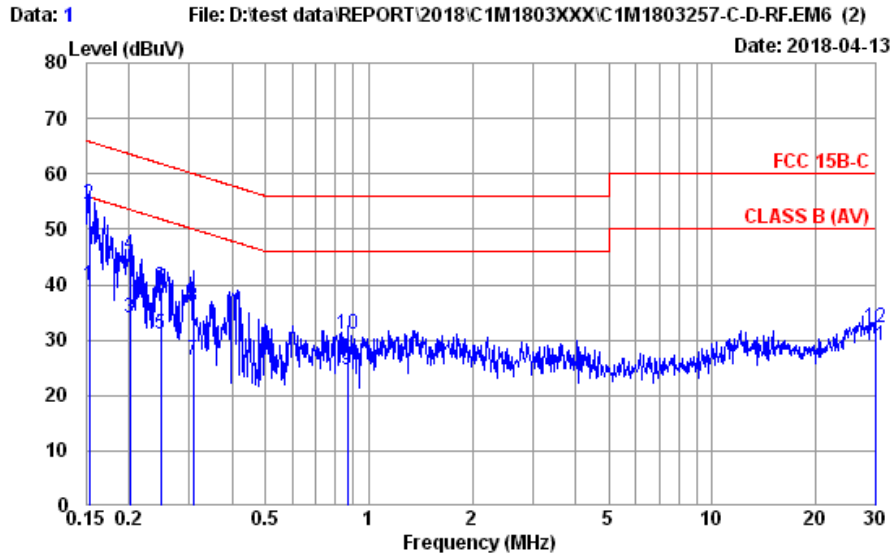


Site no. : No.8 Shielded Room Data no. : 2
 Condition : ENV4200 100169 LISN Phase : NEUTRAL
 Limit : FCC 15B-C
 Env. / Ins. : 25°C / 56% ESR3(1774) Engineer : Nick Du
 EUT : Kamai 7B
 Power Rating : 120Vac/60Hz
 Test Mode : Operating

| | Freq. (MHz) | AMN Factor (dB) | Cable Loss (dB) | Pulse Att. (dB) | Reading (dBμV) | Emission Level (dBμV) | Limits (dBμV) | Margin (dB) | Remark |
|----|-------------|-----------------|-----------------|-----------------|----------------|-----------------------|---------------|-------------|---------|
| 1 | 0.151 | 10.57 | 0.03 | 9.86 | 20.09 | 40.55 | 55.96 | 15.41 | Average |
| 2 | 0.151 | 10.57 | 0.03 | 9.86 | 34.25 | 54.71 | 65.96 | 11.25 | QP |
| 3 | 0.205 | 10.52 | 0.03 | 9.86 | 12.43 | 32.84 | 53.40 | 20.56 | Average |
| 4 | 0.205 | 10.52 | 0.03 | 9.86 | 25.12 | 45.53 | 63.40 | 17.87 | QP |
| 5 | 0.307 | 10.46 | 0.04 | 9.86 | 11.46 | 31.82 | 50.06 | 18.24 | Average |
| 6 | 0.307 | 10.46 | 0.04 | 9.86 | 21.68 | 42.04 | 60.06 | 18.02 | QP |
| 7 | 0.389 | 10.43 | 0.04 | 9.86 | 10.46 | 30.79 | 48.08 | 17.29 | Average |
| 8 | 0.389 | 10.43 | 0.04 | 9.86 | 20.89 | 41.22 | 58.08 | 16.86 | QP |
| 9 | 3.603 | 10.57 | 0.11 | 9.87 | 6.55 | 27.10 | 46.00 | 18.90 | Average |
| 10 | 3.603 | 10.57 | 0.11 | 9.87 | 12.57 | 33.12 | 56.00 | 22.88 | QP |
| 11 | 29.371 | 16.12 | 0.33 | 10.00 | 2.28 | 28.73 | 50.00 | 21.27 | Average |
| 12 | 29.371 | 16.12 | 0.33 | 10.00 | 5.92 | 32.37 | 60.00 | 27.63 | QP |

Remarks: 1. Emission Level= AMN Factor + Cable Loss + Pulse Att. + Reading.
 2. If the average limit is met when using a quasi-peak detector, the EUT shall be deemed to meet both limits and measurement with average detector is unnecessary.

| | | | |
|--------------|-----------------------------------|------------|----------|
| Test Date | 2018/04/13 | Temp./Hum. | 25°C/56% |
| Test Voltage | AC 120V, 60Hz (Via AC/DC Adapter) | | |



Site no. : No.8 Shielded Room Data no. : 1
 Condition : ENV4200 100169 LISN Phase : LINE
 Limit : FCC 15B-C
 Env. / Ins. : 25°C / 56% ESR3(1774) Engineer : Nick Du
 EUT : Kamai 7B
 Power Rating : 120Vac/60Hz
 Test Mode : Operating

| | Freq. (MHz) | AMN Factor (dB) | Cable Loss (dB) | Pulse Att. (dB) | Reading (dBμV) | Emission Level (dBμV) | Limits (dBμV) | Margin (dB) | Remark |
|----|----------------|-----------------------|-----------------------|-----------------------|-------------------|-----------------------------|------------------|----------------|---------|
| 1 | 0.153 | 10.62 | 0.03 | 9.86 | 19.48 | 39.99 | 55.82 | 15.83 | Average |
| 2 | 0.153 | 10.62 | 0.03 | 9.86 | 33.88 | 54.39 | 65.82 | 11.43 | QP |
| 3 | 0.202 | 10.56 | 0.03 | 9.86 | 13.56 | 34.01 | 53.54 | 19.53 | Average |
| 4 | 0.202 | 10.56 | 0.03 | 9.86 | 24.91 | 45.36 | 63.54 | 18.18 | QP |
| 5 | 0.248 | 10.53 | 0.03 | 9.86 | 10.61 | 31.03 | 51.82 | 20.79 | Average |
| 6 | 0.248 | 10.53 | 0.03 | 9.86 | 19.28 | 39.70 | 61.82 | 22.12 | QP |
| 7 | 0.308 | 10.49 | 0.04 | 9.86 | 5.90 | 26.29 | 50.02 | 23.73 | Average |
| 8 | 0.308 | 10.49 | 0.04 | 9.86 | 15.58 | 35.97 | 60.02 | 24.05 | QP |
| 9 | 0.866 | 10.44 | 0.06 | 9.86 | 4.19 | 24.55 | 46.00 | 21.45 | Average |
| 10 | 0.866 | 10.44 | 0.06 | 9.86 | 10.73 | 31.09 | 56.00 | 24.91 | QP |
| 11 | 29.841 | 16.31 | 0.34 | 10.01 | 2.26 | 28.92 | 50.00 | 21.08 | Average |
| 12 | 29.841 | 16.31 | 0.34 | 10.01 | 5.62 | 32.28 | 60.00 | 27.72 | QP |

Remarks: 1. Emission Level= AMN Factor + Cable Loss + Pulse Att. + Reading.
 2. If the average limit is met when using a quasi-peak detector,
 the EUT shall be deemed to meet both limits and measurement
 with average detector is unnecessary.

A.2 RADIATED EMISSION

| | | | |
|--------------|-----------------------------------|------------|-------------|
| Test Date | 2018/04/10~11/21 | Temp./Hum. | 24°C/51~53% |
| Test Voltage | AC 120V, 60Hz (via AC/DC Adapter) | | |

A.2.1 Emissions within Restricted Frequency Bands

A.2.1.1 Frequency 9kHz~30MHz

The emissions (9kHz~30MHz) not reported for there is no emission be found.

A.2.1.2 Frequency Below 1 GHz

| | | | |
|------|--------------|-----------|------------|
| Mode | 802.11n-HT20 | UNII Band | III |
| | CDD | Frequency | TX 5825MHz |

Antenna at Horizontal Polarization

| Emission Frequency (MHz) | Antenna Factor (dB/m) | Cable Loss (dB) | Meter Reading (dB μ V) | Emission Level (dB μ V/m) | Limits (dB μ V/m) | Margin (dB) | Detector |
|--------------------------|-----------------------|-----------------|----------------------------|-------------------------------|-----------------------|-------------|----------|
| 56.1900 | 13.35 | 1.67 | 9.08 | 24.10 | 40.00 | 15.90 | Peak |
| 101.7800 | 17.60 | 2.29 | 9.63 | 29.52 | 43.50 | 13.98 | Peak |
| 127.9700 | 18.39 | 2.60 | 10.22 | 31.21 | 43.50 | 12.29 | Peak |
| 199.7500 | 15.75 | 3.34 | 6.47 | 25.56 | 43.50 | 17.94 | Peak |
| 282.2000 | 19.38 | 4.14 | 18.01 | 41.53 | 46.00 | 4.47 | Peak |
| 647.8900 | 24.75 | 6.91 | 3.82 | 35.48 | 46.00 | 10.52 | Peak |

Antenna at Vertical Polarization

| Emission Frequency (MHz) | Antenna Factor (dB/m) | Cable Loss (dB) | Meter Reading (dB μ V) | Emission Level (dB μ V/m) | Limits (dB μ V/m) | Margin (dB) | Detector |
|--------------------------|-----------------------|-----------------|----------------------------|-------------------------------|-----------------------|-------------|----------|
| 30.9700 | 24.27 | 1.22 | 13.48 | 38.97 | 40.00 | 1.03 | Peak |
| 57.1600 | 13.14 | 1.69 | 22.18 | 37.01 | 40.00 | 2.99 | Peak |
| 86.2600 | 14.93 | 2.09 | 16.99 | 34.01 | 40.00 | 5.99 | Peak |
| 128.9400 | 18.34 | 2.61 | 14.67 | 35.62 | 43.50 | 7.88 | Peak |
| 213.3300 | 16.71 | 3.47 | 8.05 | 28.23 | 43.50 | 15.27 | Peak |
| 282.2000 | 19.38 | 4.14 | 15.70 | 39.22 | 46.00 | 6.78 | Peak |

| | | | |
|------|----------------|-----------|------------|
| Mode | 802.11ac-VHT80 | UNII Band | III |
| | SDM | Frequency | TX 5775MHz |

Antenna at Horizontal Polarization

| Emission Frequency (MHz) | Antenna Factor (dB/m) | Cable Loss (dB) | Meter Reading (dB μ V) | Emission Level (dB μ V/m) | Limits (dB μ V/m) | Margin (dB) | Detector |
|--------------------------|-----------------------|-----------------|----------------------------|-------------------------------|-----------------------|-------------|----------|
| 31.94 | 23.76 | 1.25 | 1.53 | 26.54 | 40.00 | 13.46 | Peak |
| 128.94 | 18.34 | 2.61 | 7.50 | 28.45 | 43.50 | 15.05 | Peak |
| 291.90 | 19.44 | 4.23 | 11.47 | 35.14 | 46.00 | 10.86 | Peak |
| 547.98 | 23.89 | 6.59 | 2.58 | 33.06 | 46.00 | 12.94 | Peak |
| 874.87 | 26.60 | 8.04 | 2.42 | 37.06 | 46.00 | 8.94 | Peak |
| 962.17 | 27.46 | 8.59 | 2.03 | 38.08 | 54.00 | 15.92 | Peak |

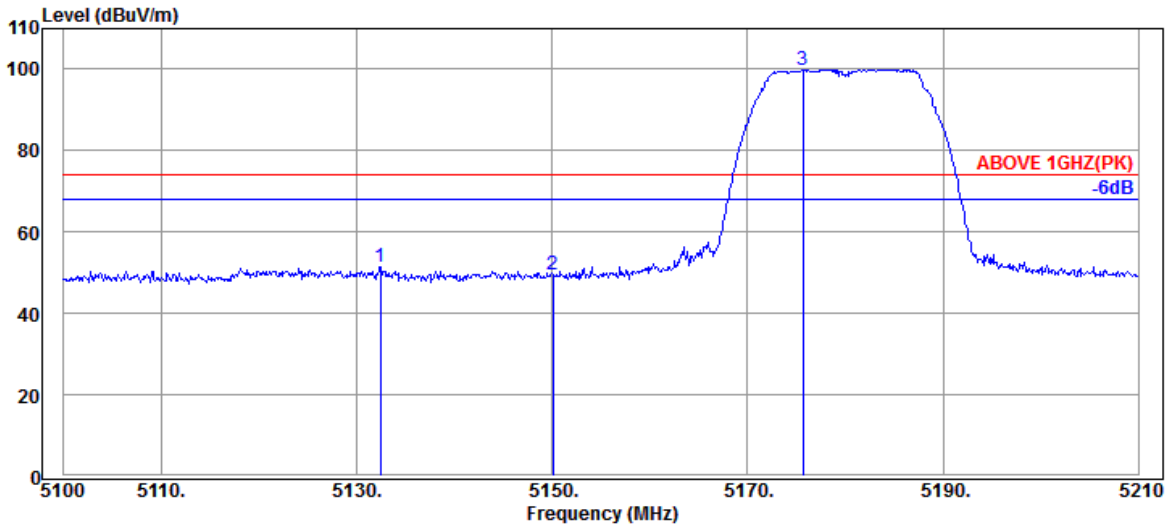
Antenna at Vertical Polarization

| Emission Frequency (MHz) | Antenna Factor (dB/m) | Cable Loss (dB) | Meter Reading (dB μ V) | Emission Level (dB μ V/m) | Limits (dB μ V/m) | Margin (dB) | Detector |
|--------------------------|-----------------------|-----------------|----------------------------|-------------------------------|-----------------------|-------------|----------|
| 31.94 | 23.76 | 1.25 | 7.92 | 32.93 | 40.00 | 7.07 | Peak |
| 108.57 | 18.09 | 2.38 | 15.32 | 35.79 | 43.50 | 7.71 | Peak |
| 296.75 | 19.47 | 4.28 | 8.93 | 32.68 | 46.00 | 13.32 | Peak |
| 547.98 | 23.89 | 6.59 | 2.60 | 33.08 | 46.00 | 12.92 | Peak |
| 647.89 | 24.75 | 6.91 | 4.06 | 35.72 | 46.00 | 10.28 | Peak |
| 965.08 | 27.49 | 8.61 | 2.90 | 39.00 | 54.00 | 15.00 | Peak |

A.2.1.3 Frequency Above 1 GHz to 10th harmonics

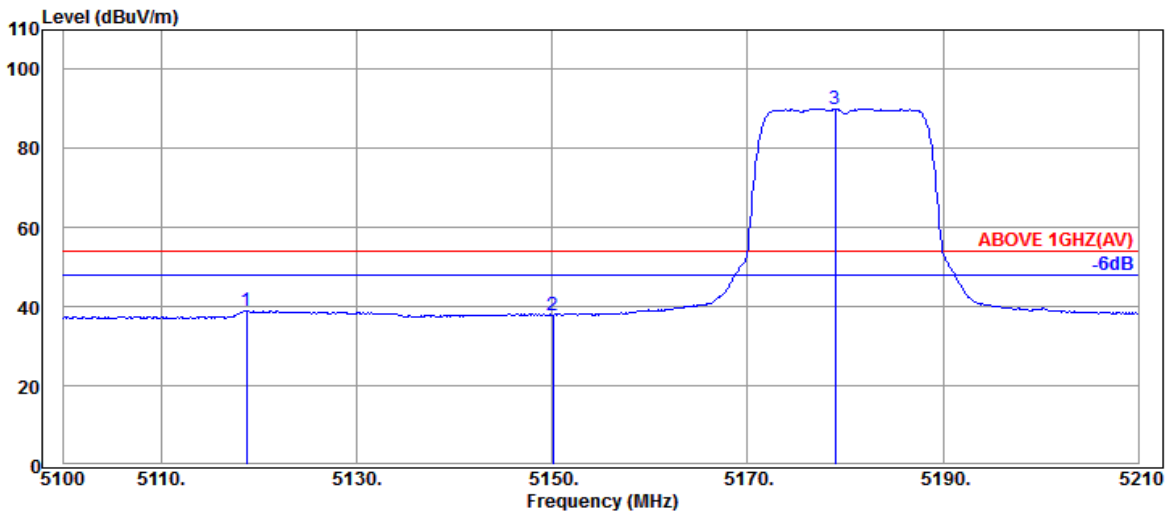
Band Edge:

| | | | |
|------|---------|-----------|------------|
| Mode | 802.11a | UNII Band | I |
| | CDD | Frequency | TX 5180MHz |



Antenna at Horizontal Polarization

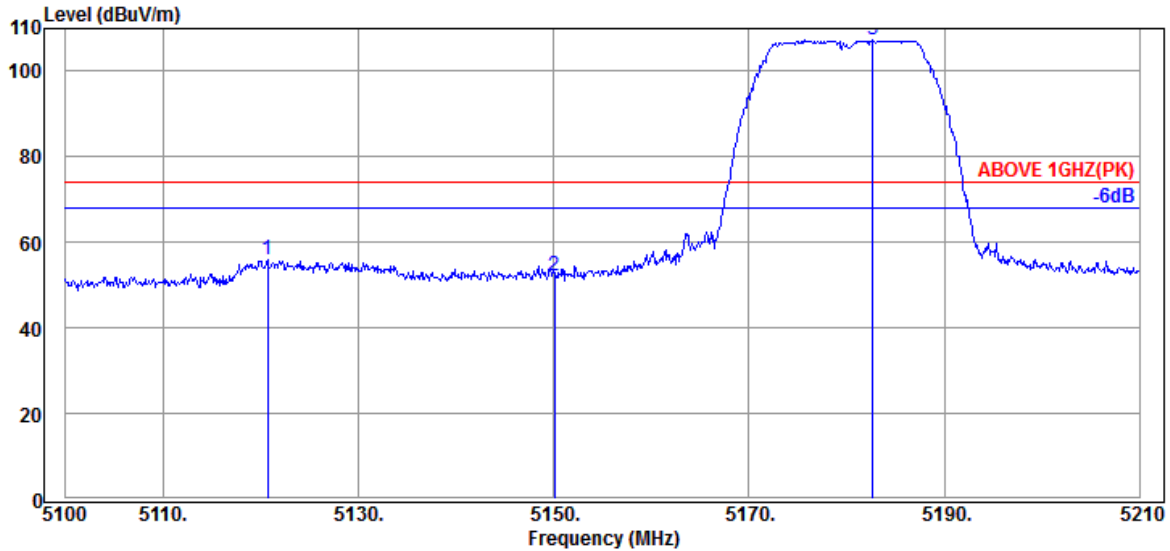
| Emission Frequency (MHz) | Antenna Factor (dB/m) | Cable Loss (dB) | Meter Reading (dBμV) | Emission Level (dBUV/m) | Limits (dBUV/m) | Margin (dB) | Detector |
|--------------------------|-----------------------|-----------------|----------------------|-------------------------|-----------------|-------------|----------|
| 5132.45 | 34.43 | 13.23 | 3.87 | 51.53 | 74.00 | 22.47 | Peak |
| 5150.05 | 34.45 | 13.22 | 1.71 | 49.38 | 74.00 | 24.62 | Peak |
| 5175.68 | 34.48 | 13.19 | 52.28 | 99.95 | --- | --- | Peak |



Antenna at Horizontal Polarization

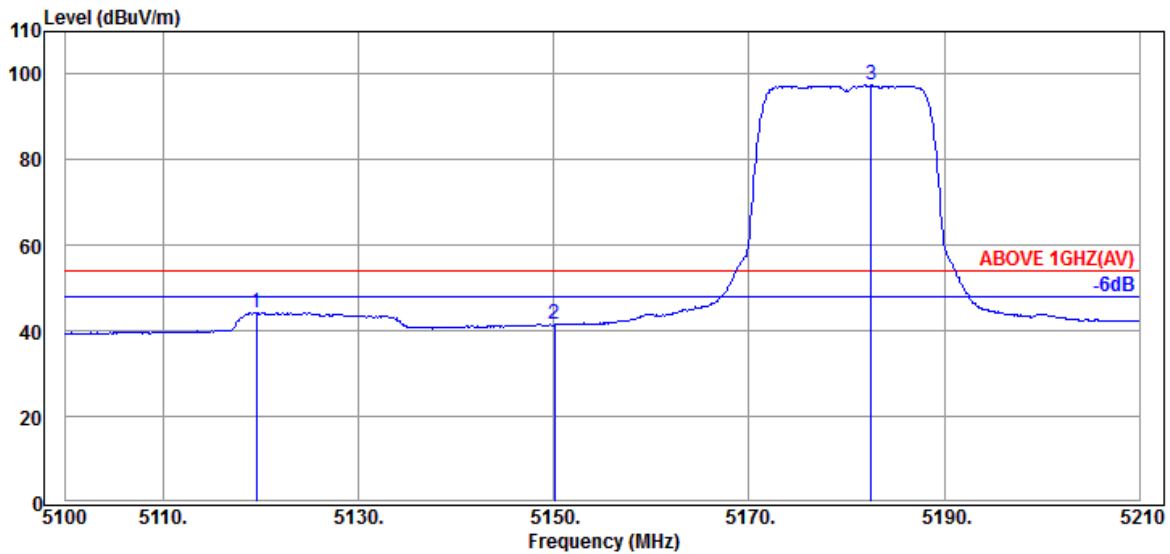
| Emission Frequency (MHz) | Antenna Factor (dB/m) | Cable Loss (dB) | Meter Reading (dBμV) | Emission Level (dBUV/m) | Limits (dBUV/m) | Margin (dB) | Detector |
|--------------------------|-----------------------|-----------------|----------------------|-------------------------|-----------------|-------------|----------|
| 5118.70 | 34.42 | 13.24 | -8.76 | 38.90 | 54.00 | 15.10 | Average |
| 5150.05 | 34.45 | 13.22 | -9.74 | 37.93 | 54.00 | 16.07 | Average |
| 5178.98 | 34.48 | 13.19 | 42.33 | 90.00 | --- | --- | Average |

| | | | |
|------|---------|-----------|------------|
| Mode | 802.11a | UNII Band | I |
| | CDD | Frequency | TX 5180MHz |



Antenna at Vertical Polarization

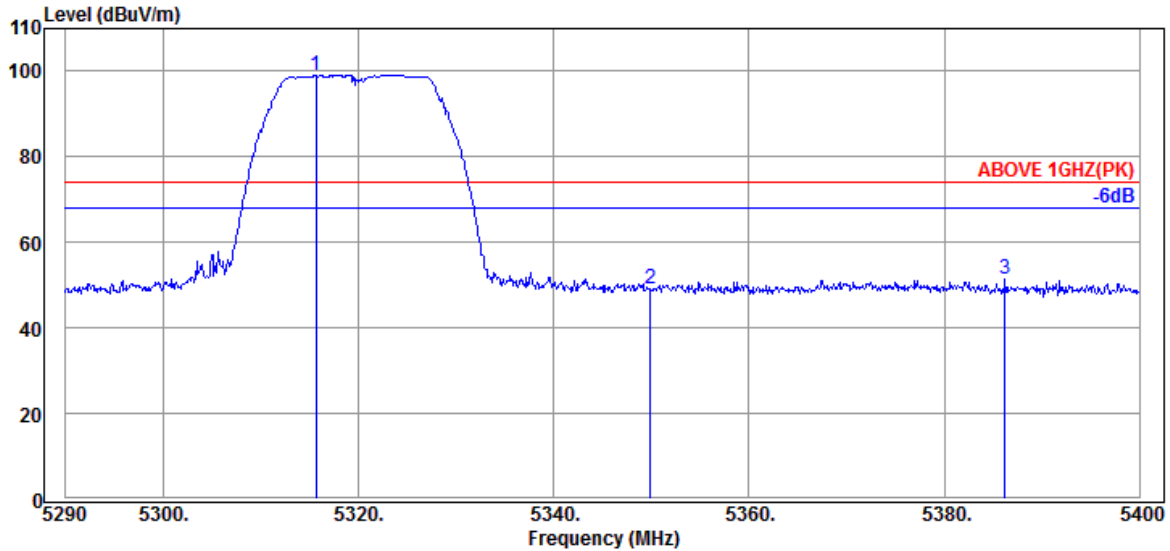
| Emission Frequency (MHz) | Antenna Factor (dB/m) | Cable Loss (dB) | Meter Reading (dBμV) | Emission Level (dBμV/m) | Limits (dBμV/m) | Margin (dB) | Detector |
|--------------------------|-----------------------|-----------------|----------------------|-------------------------|-----------------|-------------|----------|
| 5120.68 | 34.42 | 13.24 | 8.14 | 55.80 | 74.00 | 18.20 | Peak |
| 5150.05 | 34.45 | 13.22 | 4.31 | 51.98 | 74.00 | 22.02 | Peak |
| 5182.72 | 34.48 | 13.19 | 59.54 | 107.21 | --- | --- | Peak |



Antenna at Vertical Polarization

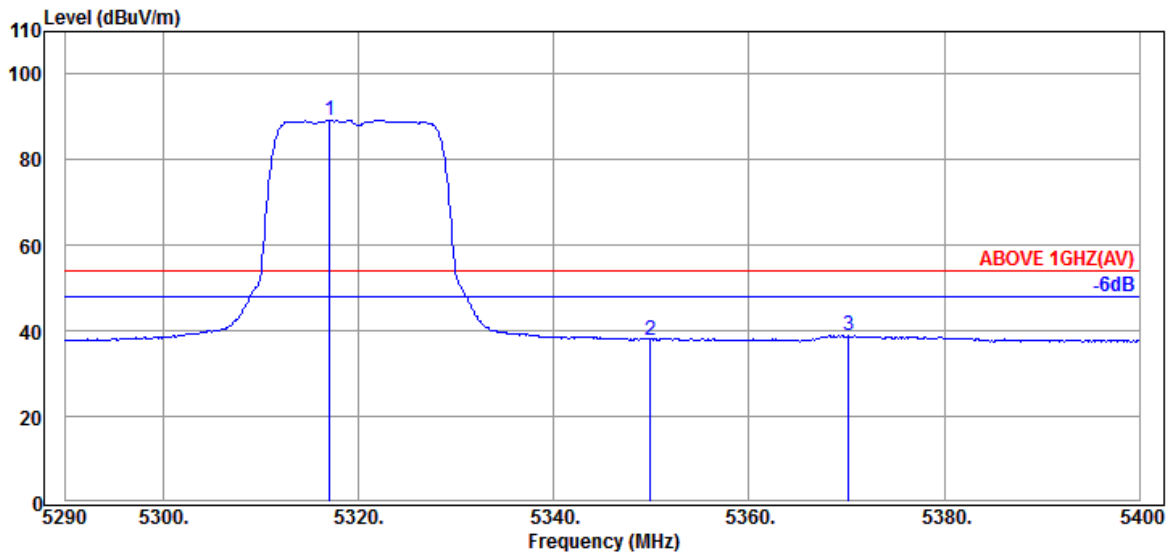
| Emission Frequency (MHz) | Antenna Factor (dB/m) | Cable Loss (dB) | Meter Reading (dBμV) | Emission Level (dBμV/m) | Limits (dBμV/m) | Margin (dB) | Detector |
|--------------------------|-----------------------|-----------------|----------------------|-------------------------|-----------------|-------------|----------|
| 5119.58 | 34.42 | 13.24 | -3.27 | 44.39 | 54.00 | 9.61 | Average |
| 5150.05 | 34.45 | 13.22 | -6.14 | 41.53 | 54.00 | 12.47 | Average |
| 5182.50 | 34.48 | 13.19 | 49.76 | 97.43 | --- | --- | Average |

| | | | |
|------|---------|-----------|------------|
| Mode | 802.11a | UNII Band | II-2A |
| | CDD | Frequency | TX 5320MHz |



Antenna at Horizontal Polarization

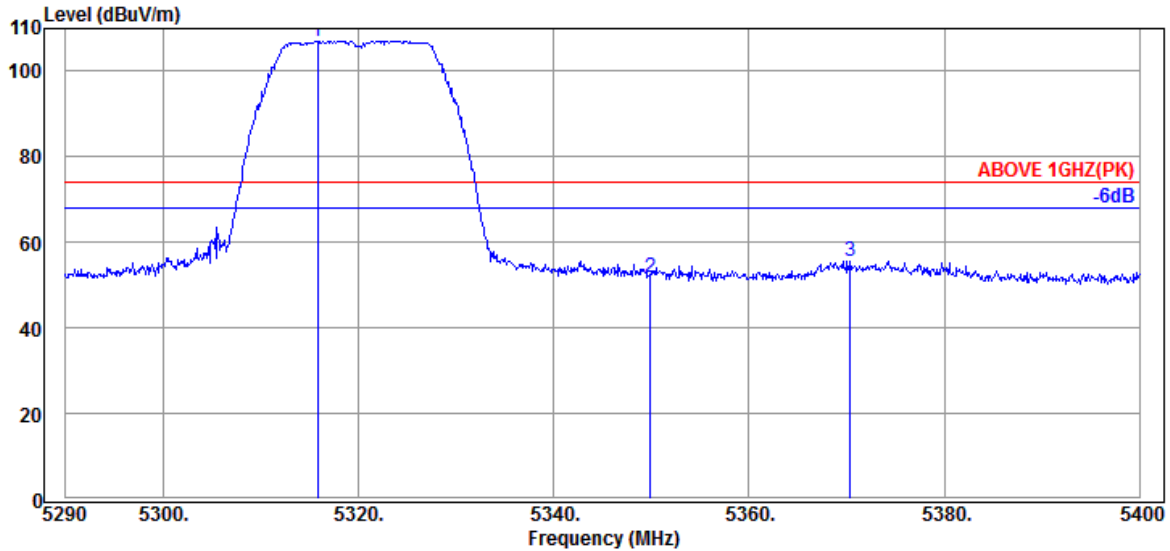
| Emission Frequency (MHz) | Antenna Factor (dB/m) | Cable Loss (dB) | Meter Reading (dBμV) | Emission Level (dBμV/m) | Limits (dBμV/m) | Margin (dB) | Detector |
|--------------------------|-----------------------|-----------------|----------------------|-------------------------|-----------------|-------------|----------|
| 5315.63 | 34.62 | 13.22 | 51.31 | 99.15 | --- | --- | Peak |
| 5349.95 | 34.65 | 13.31 | 1.33 | 49.29 | 74.00 | 24.71 | Peak |
| 5386.25 | 34.68 | 13.39 | 3.34 | 51.41 | 74.00 | 22.59 | Peak |



Antenna at Horizontal Polarization

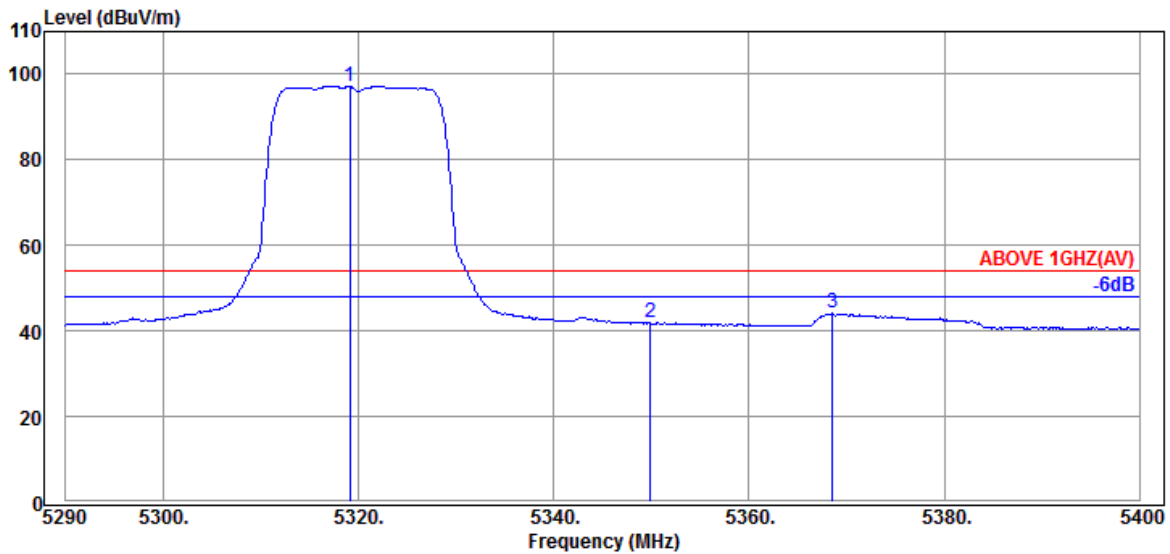
| Emission Frequency (MHz) | Antenna Factor (dB/m) | Cable Loss (dB) | Meter Reading (dBμV) | Emission Level (dBμV/m) | Limits (dBμV/m) | Margin (dB) | Detector |
|--------------------------|-----------------------|-----------------|----------------------|-------------------------|-----------------|-------------|----------|
| 5317.06 | 34.62 | 13.22 | 41.35 | 89.19 | --- | --- | Average |
| 5349.95 | 34.65 | 13.31 | -10.00 | 37.96 | 54.00 | 16.04 | Average |
| 5370.19 | 34.67 | 13.35 | -9.19 | 38.83 | 54.00 | 15.17 | Average |

| | | | |
|------|---------|-----------|------------|
| Mode | 802.11a | UNII Band | II-2A |
| | CDD | Frequency | TX 5320MHz |



Antenna at Vertical Polarization

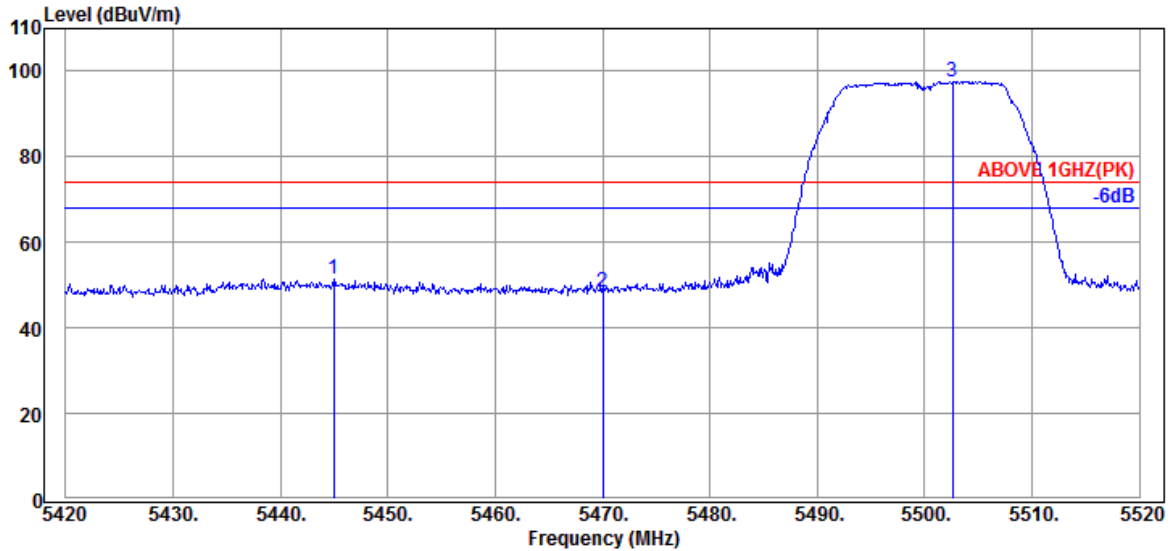
| Emission Frequency (MHz) | Antenna Factor (dB/m) | Cable Loss (dB) | Meter Reading (dBμV) | Emission Level (dBμV/m) | Limits (dBμV/m) | Margin (dB) | Detector |
|--------------------------|-----------------------|-----------------|----------------------|-------------------------|-----------------|-------------|----------|
| 5315.85 | 34.62 | 13.22 | 59.32 | 107.16 | --- | --- | Peak |
| 5349.95 | 34.65 | 13.31 | 3.72 | 51.68 | 74.00 | 22.32 | Peak |
| 5370.41 | 34.67 | 13.35 | 7.64 | 55.66 | 74.00 | 18.34 | Peak |



Antenna at Vertical Polarization

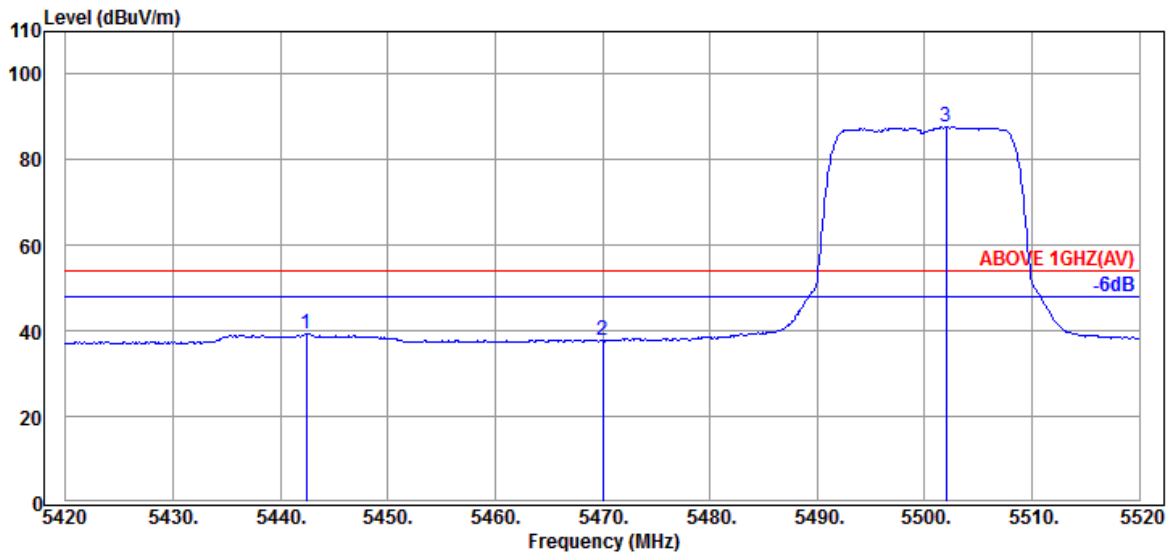
| Emission Frequency (MHz) | Antenna Factor (dB/m) | Cable Loss (dB) | Meter Reading (dBμV) | Emission Level (dBμV/m) | Limits (dBμV/m) | Margin (dB) | Detector |
|--------------------------|-----------------------|-----------------|----------------------|-------------------------|-----------------|-------------|----------|
| 5319.15 | 34.62 | 13.22 | 49.35 | 97.19 | --- | --- | Average |
| 5349.95 | 34.65 | 13.31 | -6.17 | 41.79 | 54.00 | 12.21 | Average |
| 5368.54 | 34.67 | 13.35 | -3.88 | 44.14 | 54.00 | 9.86 | Average |

| | | | |
|------|---------|-----------|------------|
| Mode | 802.11a | UNII Band | II-2C |
| | CDD | Frequency | TX 5500MHz |



Antenna at Horizontal Polarization

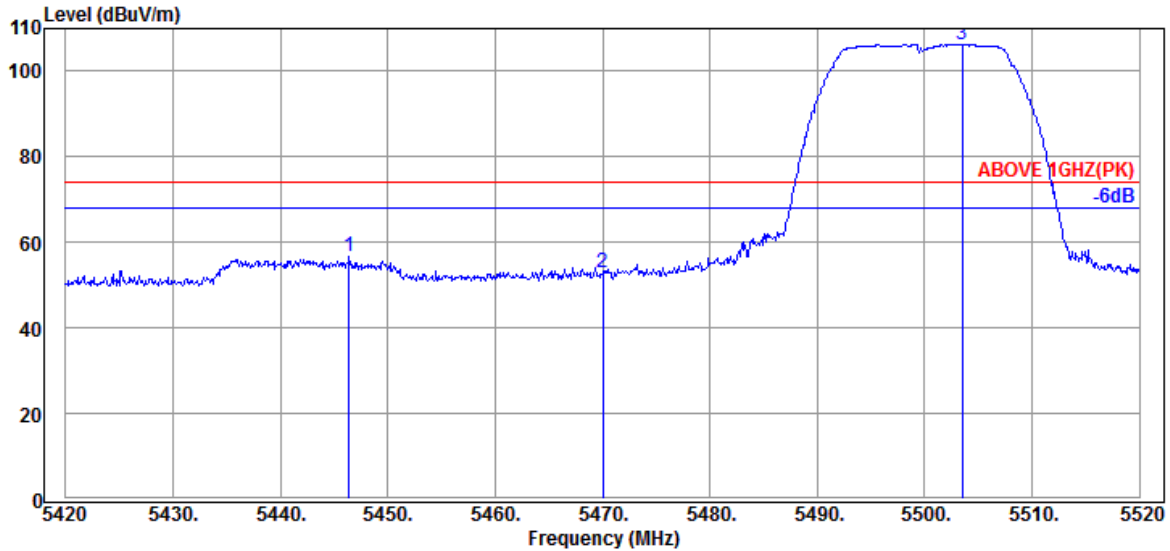
| Emission Frequency (MHz) | Antenna Factor (dB/m) | Cable Loss (dB) | Meter Reading (dBμV) | Emission Level (dBμV/m) | Limits (dBμV/m) | Margin (dB) | Detector |
|--------------------------|-----------------------|-----------------|----------------------|-------------------------|-----------------|-------------|----------|
| 5445.00 | 34.73 | 13.48 | 3.14 | 51.35 | 74.00 | 22.65 | Peak |
| 5470.00 | 34.77 | 13.51 | 0.25 | 48.53 | 74.00 | 25.47 | Peak |
| 5502.60 | 34.80 | 13.55 | 49.18 | 97.53 | --- | --- | Peak |



Antenna at Horizontal Polarization

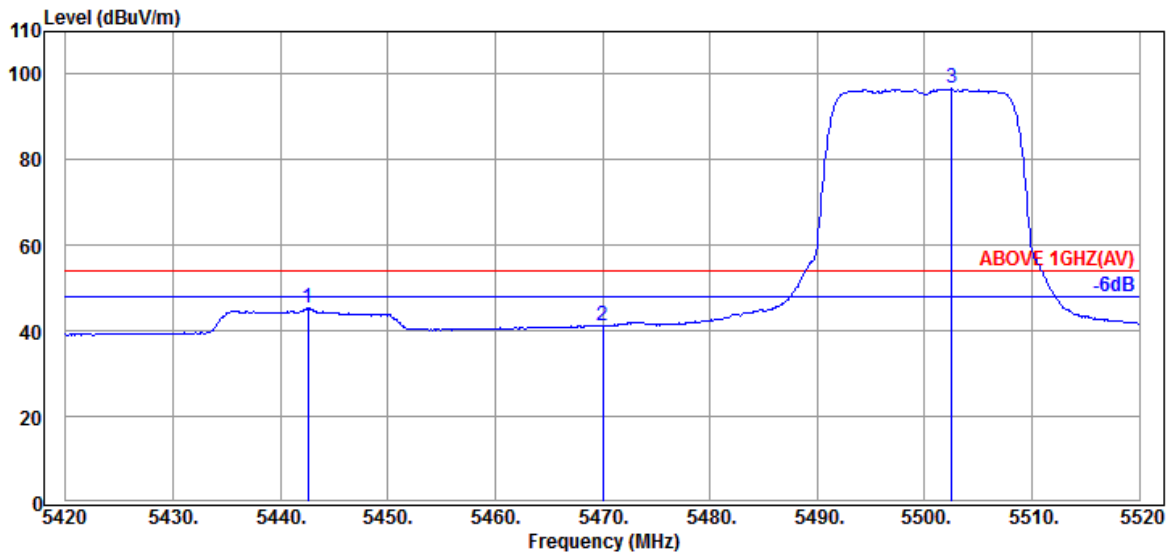
| Emission Frequency (MHz) | Antenna Factor (dB/m) | Cable Loss (dB) | Meter Reading (dBμV) | Emission Level (dBμV/m) | Limits (dBμV/m) | Margin (dB) | Detector |
|--------------------------|-----------------------|-----------------|----------------------|-------------------------|-----------------|-------------|----------|
| 5442.40 | 34.73 | 13.48 | -8.92 | 39.29 | 54.00 | 14.71 | Average |
| 5470.00 | 34.77 | 13.51 | -10.47 | 37.81 | 54.00 | 16.19 | Average |
| 5502.00 | 34.80 | 13.55 | 39.29 | 87.64 | --- | --- | Average |

| | | | |
|------|---------|-----------|------------|
| Mode | 802.11a | UNII Band | II-2C |
| | CDD | Frequency | TX 5500MHz |



Antenna at Vertical Polarization

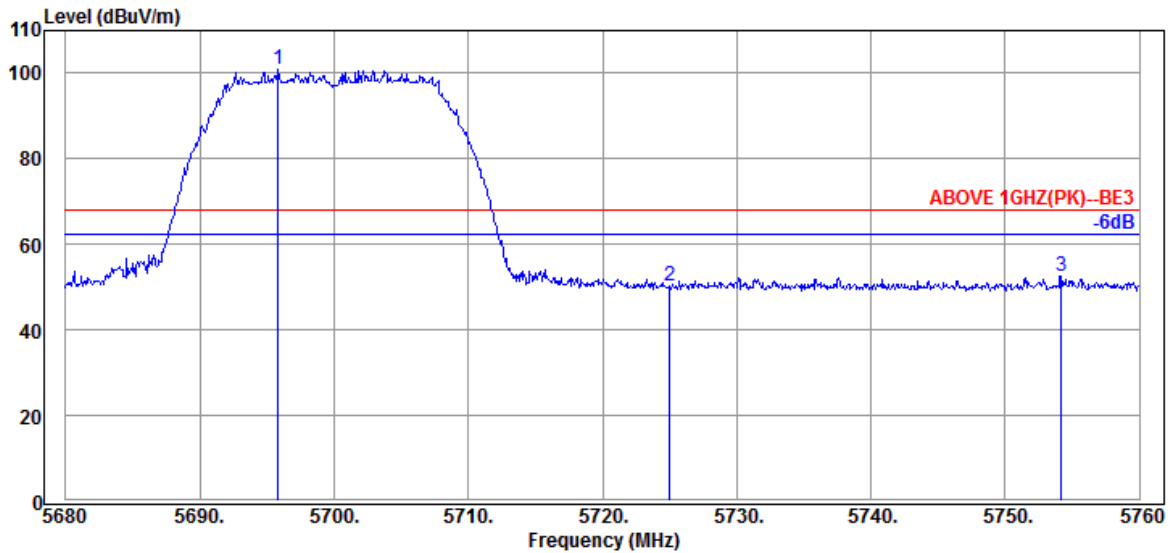
| Emission Frequency (MHz) | Antenna Factor (dB/m) | Cable Loss (dB) | Meter Reading (dBμV) | Emission Level (dBμV/m) | Limits (dBμV/m) | Margin (dB) | Detector |
|--------------------------|-----------------------|-----------------|----------------------|-------------------------|-----------------|-------------|----------|
| 5446.40 | 34.75 | 13.49 | 8.61 | 56.85 | 74.00 | 17.15 | Peak |
| 5470.00 | 34.77 | 13.51 | 4.47 | 52.75 | 74.00 | 21.25 | Peak |
| 5503.50 | 34.80 | 13.55 | 57.89 | 106.24 | --- | --- | Peak |



Antenna at Vertical Polarization

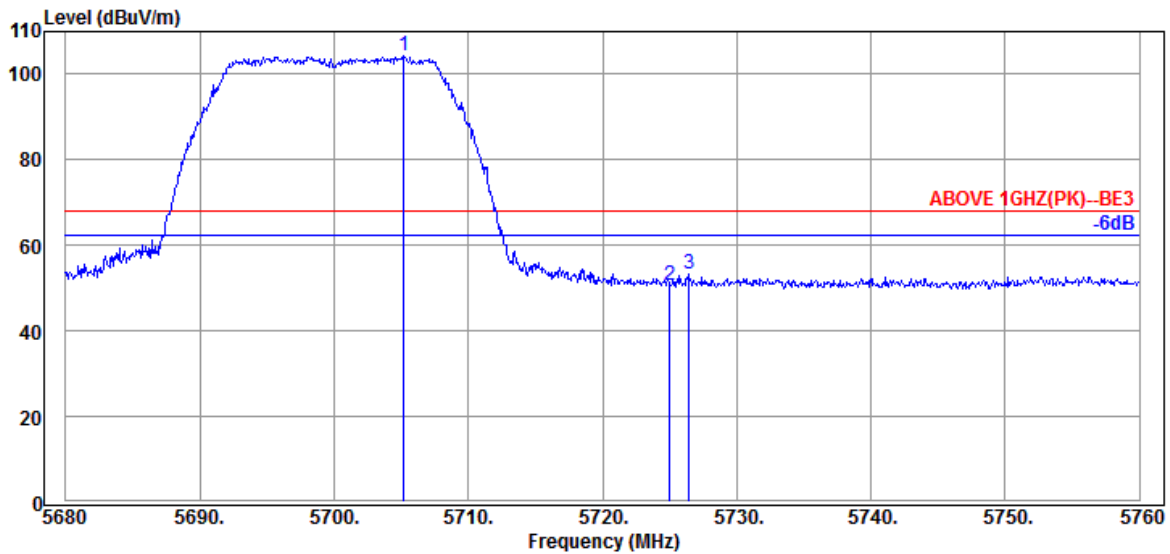
| Emission Frequency (MHz) | Antenna Factor (dB/m) | Cable Loss (dB) | Meter Reading (dBμV) | Emission Level (dBμV/m) | Limits (dBμV/m) | Margin (dB) | Detector |
|--------------------------|-----------------------|-----------------|----------------------|-------------------------|-----------------|-------------|----------|
| 5442.60 | 34.73 | 13.48 | -2.94 | 45.27 | 54.00 | 8.73 | Average |
| 5470.00 | 34.77 | 13.51 | -7.14 | 41.14 | 54.00 | 12.86 | Average |
| 5502.50 | 34.80 | 13.55 | 48.26 | 96.61 | --- | --- | Average |

| | | | |
|------|---------|-----------|------------|
| Mode | 802.11a | UNII Band | II-2C |
| | CDD | Frequency | TX 5700MHz |



Antenna at Horizontal Polarization

| Emission Frequency (MHz) | Antenna Factor (dB/m) | Cable Loss (dB) | Meter Reading (dBμV) | Emission Level (dBμV/m) | Limits (dBμV/m) | Margin (dB) | Detector |
|--------------------------|-----------------------|-----------------|----------------------|-------------------------|-----------------|-------------|----------|
| 5695.84 | 35.03 | 13.90 | 51.90 | 100.83 | 68.20 | --- | Peak |
| 5725.04 | 35.07 | 13.98 | 1.33 | 50.38 | 68.20 | 17.82 | Peak |
| 5754.16 | 35.11 | 14.06 | 3.32 | 52.49 | 68.20 | 15.71 | Peak |

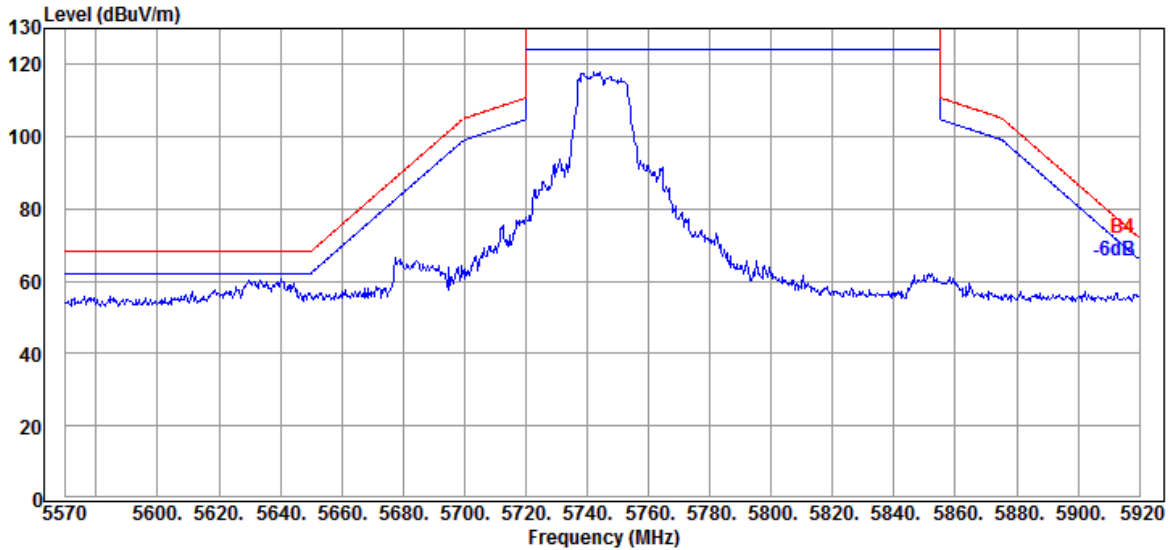


Antenna at Vertical Polarization

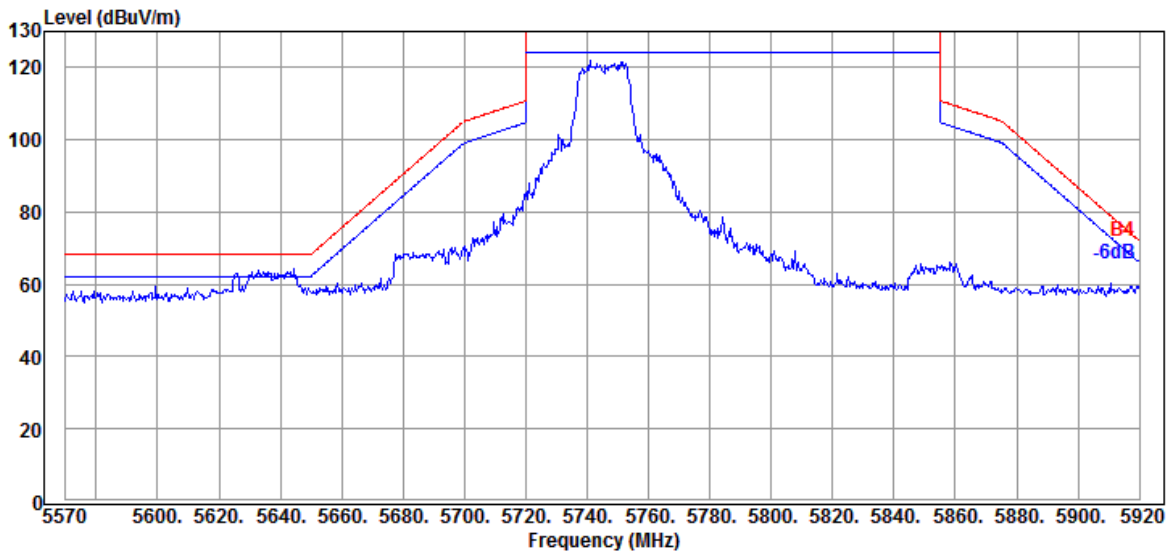
| Emission Frequency (MHz) | Antenna Factor (dB/m) | Cable Loss (dB) | Meter Reading (dBμV) | Emission Level (dBμV/m) | Limits (dBμV/m) | Margin (dB) | Detector |
|--------------------------|-----------------------|-----------------|----------------------|-------------------------|-----------------|-------------|----------|
| 5705.20 | 35.05 | 13.94 | 55.17 | 104.16 | 68.20 | --- | Peak |
| 5725.04 | 35.07 | 13.98 | 1.68 | 50.73 | 68.20 | 17.47 | Peak |
| 5726.48 | 35.07 | 13.98 | 4.10 | 53.15 | 68.20 | 15.05 | Peak |

| | | | |
|------|---------|-----------|------------|
| Mode | 802.11a | UNII Band | III |
| | CDD | Frequency | TX 5745MHz |

Antenna at Horizontal Polarization

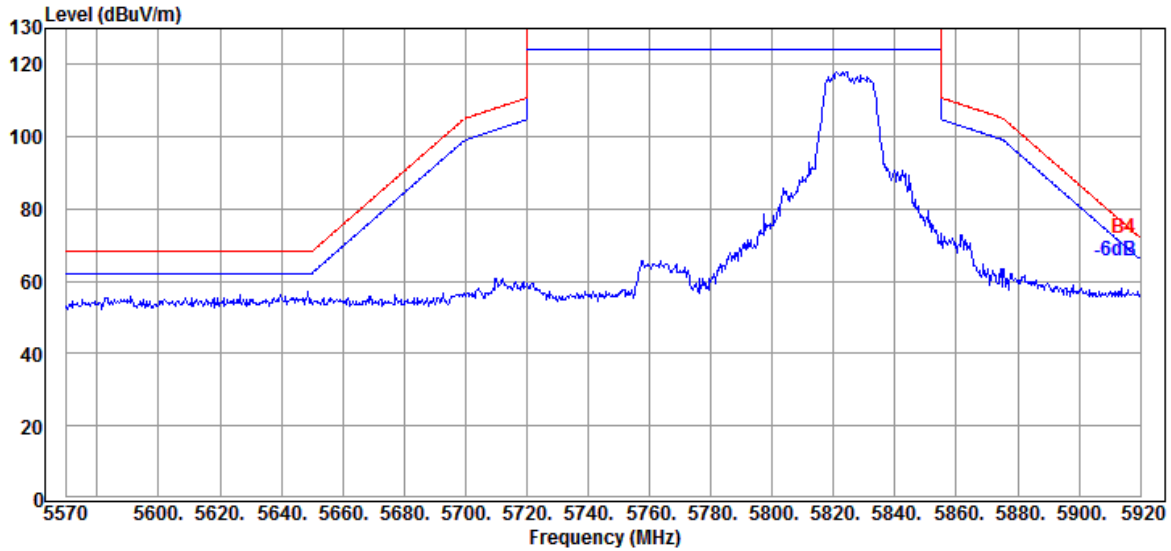


Antenna at Vertical Polarization

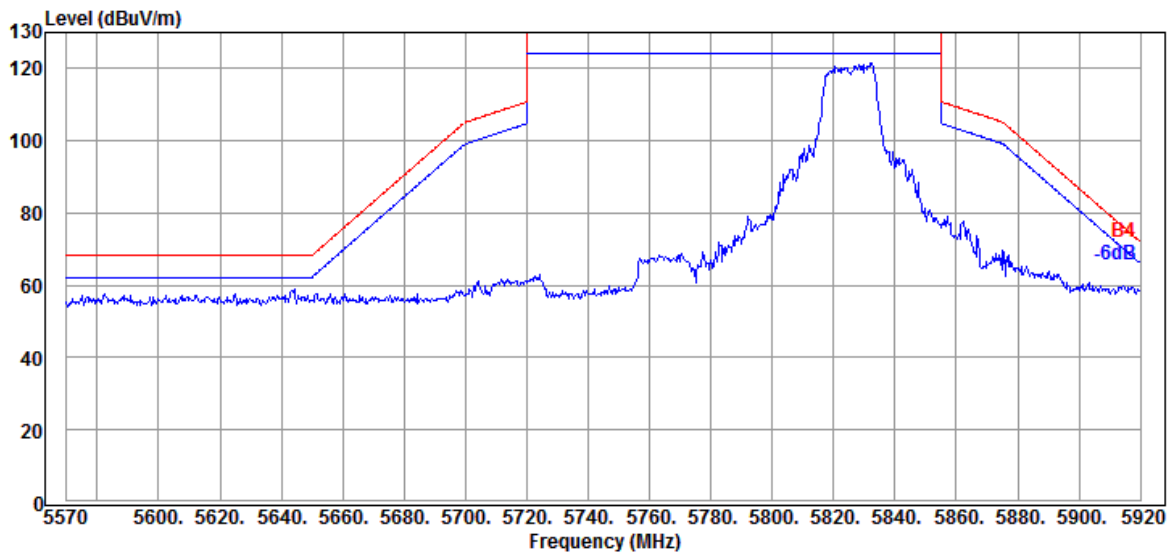


| | | | |
|------|---------|-----------|-------------|
| Mode | 802.11a | UNII Band | III |
| | CDD | Frequency | TX 57825MHz |

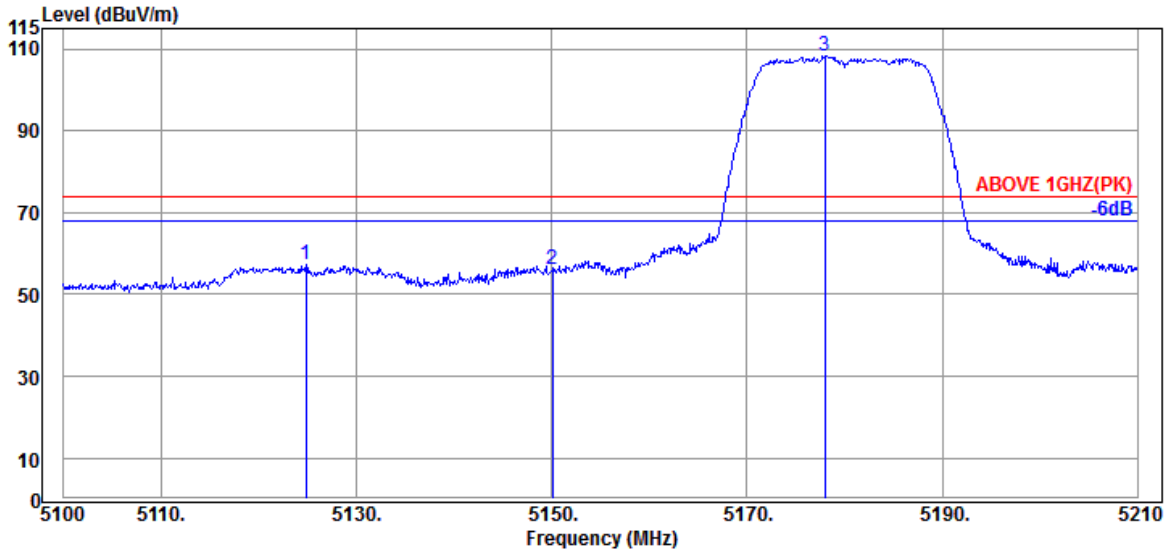
Antenna at Horizontal Polarization



Antenna at Vertical Polarization

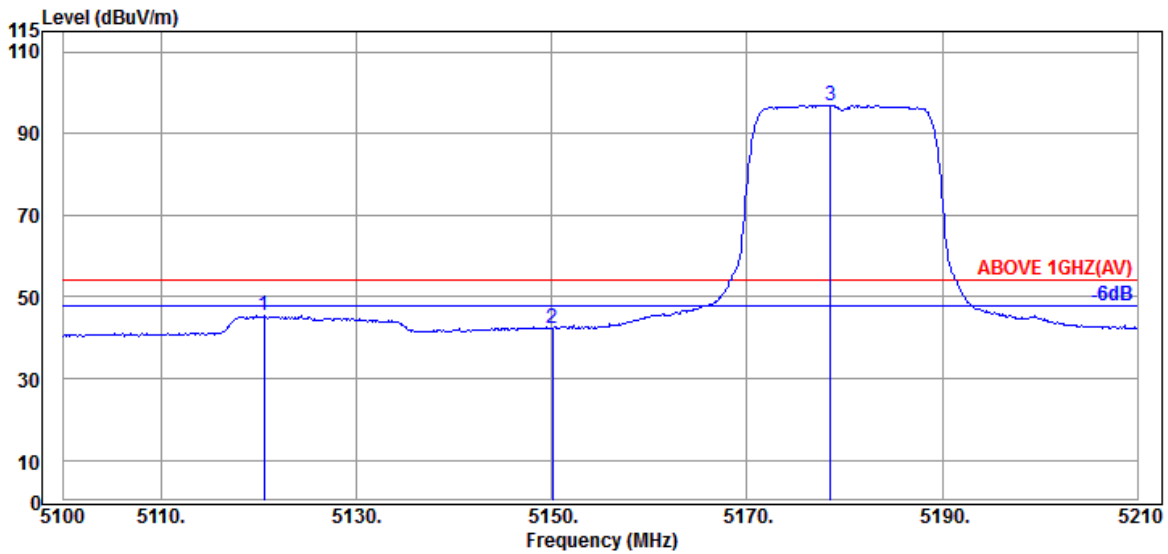


| | | | |
|------|--------------|-----------|------------|
| Mode | 802.11n-HT20 | UNII Band | I |
| | CDD | Frequency | TX 5180MHz |



Antenna at Horizontal Polarization

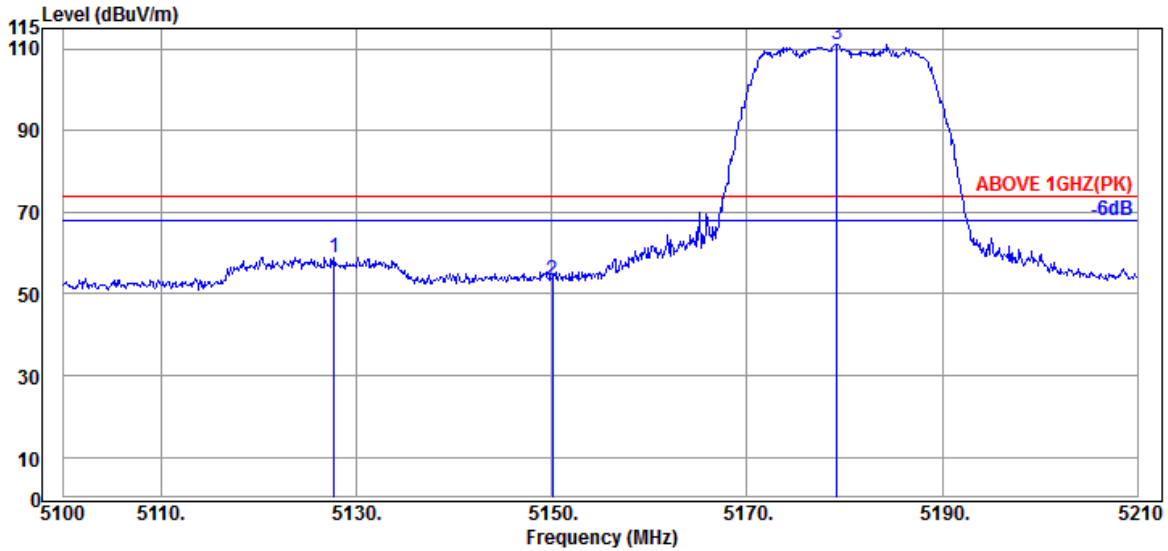
| Emission Frequency (MHz) | Antenna Factor (dB/m) | Cable Loss (dB) | Meter Reading (dBμV) | Emission Level (dBμV/m) | Limits (dBμV/m) | Margin (dB) | Detector |
|--------------------------|-----------------------|-----------------|----------------------|-------------------------|-----------------|-------------|----------|
| 5124.86 | 34.43 | 13.23 | 9.45 | 57.11 | 74.00 | 16.89 | Peak |
| 5150.05 | 34.45 | 13.22 | 8.33 | 56.00 | 74.00 | 18.00 | Peak |
| 5177.99 | 34.48 | 13.19 | 60.61 | 108.28 | --- | --- | Peak |



Antenna at Horizontal Polarization

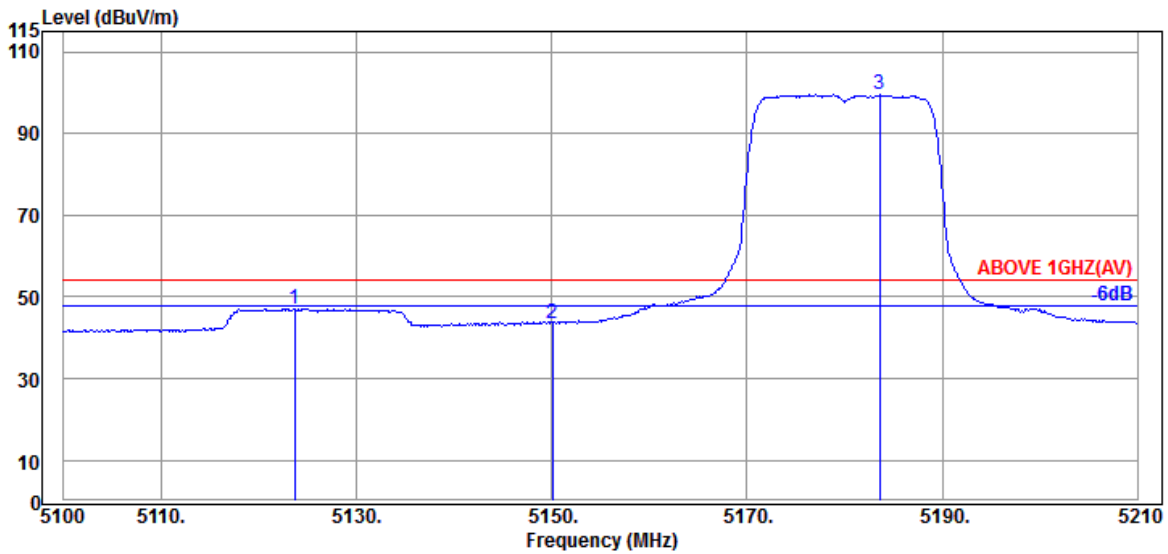
| Emission Frequency (MHz) | Antenna Factor (dB/m) | Cable Loss (dB) | Meter Reading (dBμV) | Emission Level (dBμV/m) | Limits (dBμV/m) | Margin (dB) | Detector |
|--------------------------|-----------------------|-----------------|----------------------|-------------------------|-----------------|-------------|----------|
| 5120.57 | 34.42 | 13.24 | -2.39 | 45.27 | 54.00 | 8.73 | Average |
| 5150.05 | 34.45 | 13.22 | -5.35 | 42.32 | 54.00 | 11.68 | Average |
| 5178.54 | 34.48 | 13.19 | 49.33 | 97.00 | --- | --- | Average |

| | | | |
|------|--------------|-----------|------------|
| Mode | 802.11n-HT20 | UNII Band | I |
| | CDD | Frequency | TX 5180MHz |



Antenna at Vertical Polarization

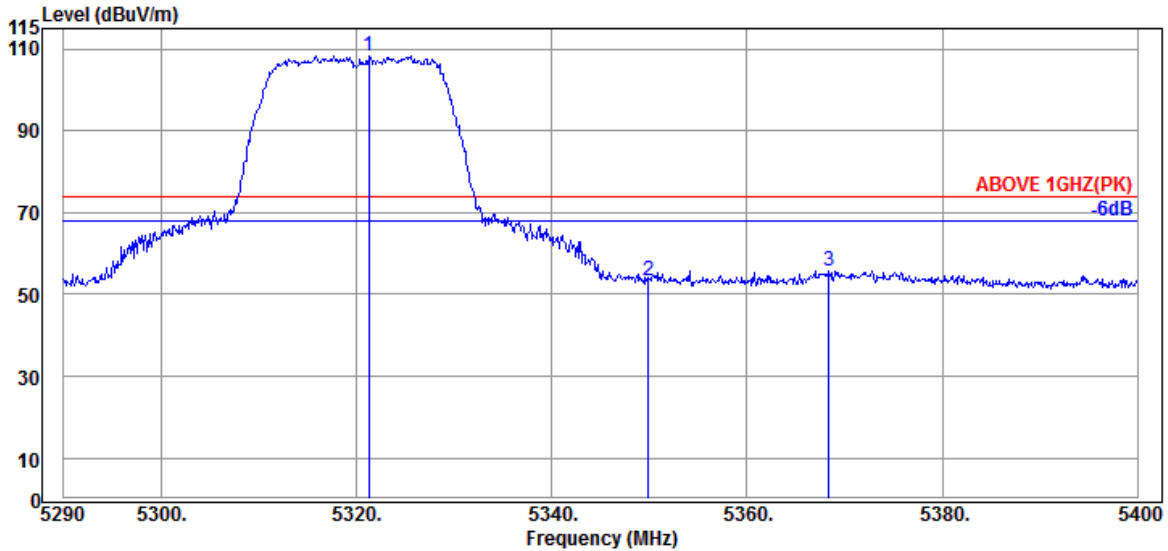
| Emission Frequency (MHz) | Antenna Factor (dB/m) | Cable Loss (dB) | Meter Reading (dBμV) | Emission Level (dBμV/m) | Limits (dBμV/m) | Margin (dB) | Detector |
|--------------------------|-----------------------|-----------------|----------------------|-------------------------|-----------------|-------------|----------|
| 5127.72 | 34.43 | 13.23 | 11.41 | 59.07 | 74.00 | 14.93 | Peak |
| 5150.05 | 34.45 | 13.22 | 5.74 | 53.41 | 74.00 | 20.59 | Peak |
| 5179.20 | 34.48 | 13.19 | 63.48 | 111.15 | --- | --- | Peak |



Antenna at Vertical Polarization

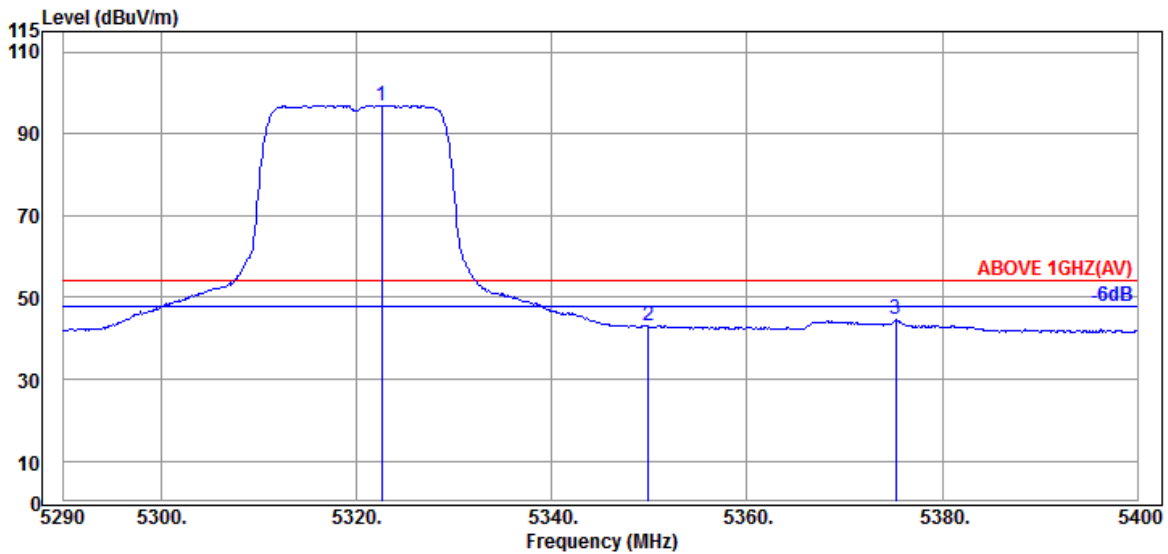
| Emission Frequency (MHz) | Antenna Factor (dB/m) | Cable Loss (dB) | Meter Reading (dBμV) | Emission Level (dBμV/m) | Limits (dBμV/m) | Margin (dB) | Detector |
|--------------------------|-----------------------|-----------------|----------------------|-------------------------|-----------------|-------------|----------|
| 5123.65 | 34.43 | 13.23 | -0.58 | 47.08 | 54.00 | 6.92 | Average |
| 5150.05 | 34.45 | 13.22 | -4.11 | 43.56 | 54.00 | 10.44 | Average |
| 5183.60 | 34.48 | 13.19 | 51.80 | 99.47 | --- | --- | Average |

| | | | |
|------|--------------|-----------|------------|
| Mode | 802.11n-HT20 | UNII Band | II-2A |
| | CDD | Frequency | TX 5320MHz |



Antenna at Horizontal Polarization

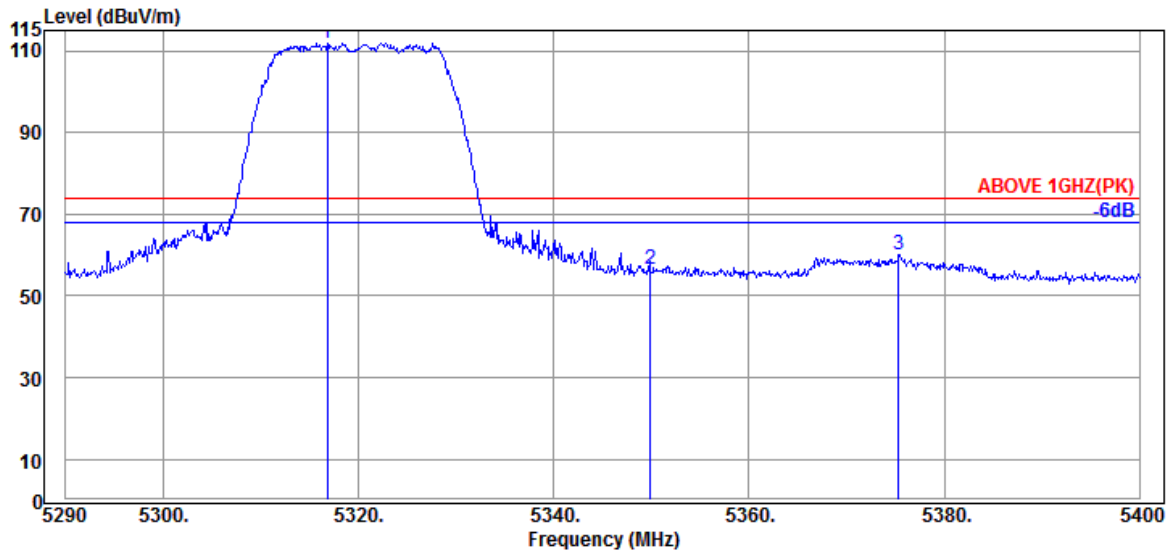
| Emission Frequency (MHz) | Antenna Factor (dB/m) | Cable Loss (dB) | Meter Reading (dBμV) | Emission Level (dBμV/m) | Limits (dBμV/m) | Margin (dB) | Detector |
|--------------------------|-----------------------|-----------------|----------------------|-------------------------|-----------------|-------------|----------|
| 5321.24 | 34.62 | 13.22 | 60.51 | 108.35 | --- | --- | Peak |
| 5349.95 | 34.65 | 13.31 | 5.49 | 53.45 | 74.00 | 20.55 | Peak |
| 5368.43 | 34.67 | 13.35 | 7.87 | 55.89 | 74.00 | 18.11 | Peak |



Antenna at Horizontal Polarization

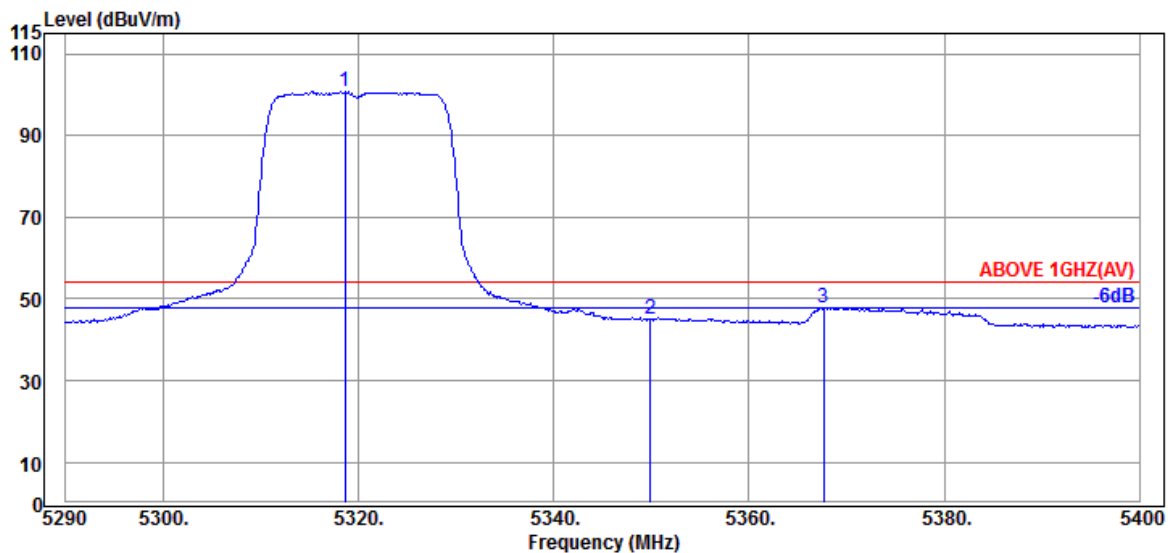
| Emission Frequency (MHz) | Antenna Factor (dB/m) | Cable Loss (dB) | Meter Reading (dBμV) | Emission Level (dBμV/m) | Limits (dBμV/m) | Margin (dB) | Detector |
|--------------------------|-----------------------|-----------------|----------------------|-------------------------|-----------------|-------------|----------|
| 5322.56 | 34.62 | 13.22 | 49.16 | 97.00 | --- | --- | Average |
| 5349.95 | 34.65 | 13.31 | -4.99 | 42.97 | 54.00 | 11.03 | Average |
| 5375.25 | 34.67 | 13.35 | -3.41 | 44.61 | 54.00 | 9.39 | Average |

| | | | |
|------|--------------|-----------|------------|
| Mode | 802.11n-HT20 | UNII Band | II-2A |
| | CDD | Frequency | TX 5320MHz |



Antenna at Vertical Polarization

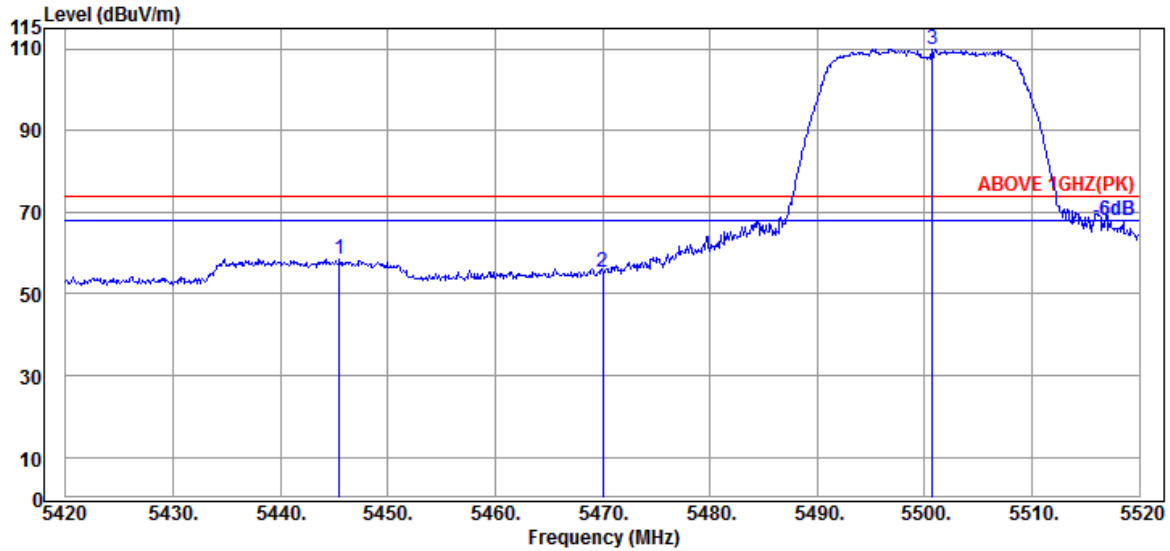
| Emission Frequency (MHz) | Antenna Factor (dB/m) | Cable Loss (dB) | Meter Reading (dBμV) | Emission Level (dBμV/m) | Limits (dBμV/m) | Margin (dB) | Detector |
|--------------------------|-----------------------|-----------------|----------------------|-------------------------|-----------------|-------------|----------|
| 5316.84 | 34.62 | 13.22 | 63.98 | 111.82 | --- | --- | Peak |
| 5349.95 | 34.65 | 13.31 | 8.58 | 56.54 | 74.00 | 17.46 | Peak |
| 5375.36 | 34.67 | 13.35 | 12.06 | 60.08 | 74.00 | 13.92 | Peak |



Antenna at Vertical Polarization

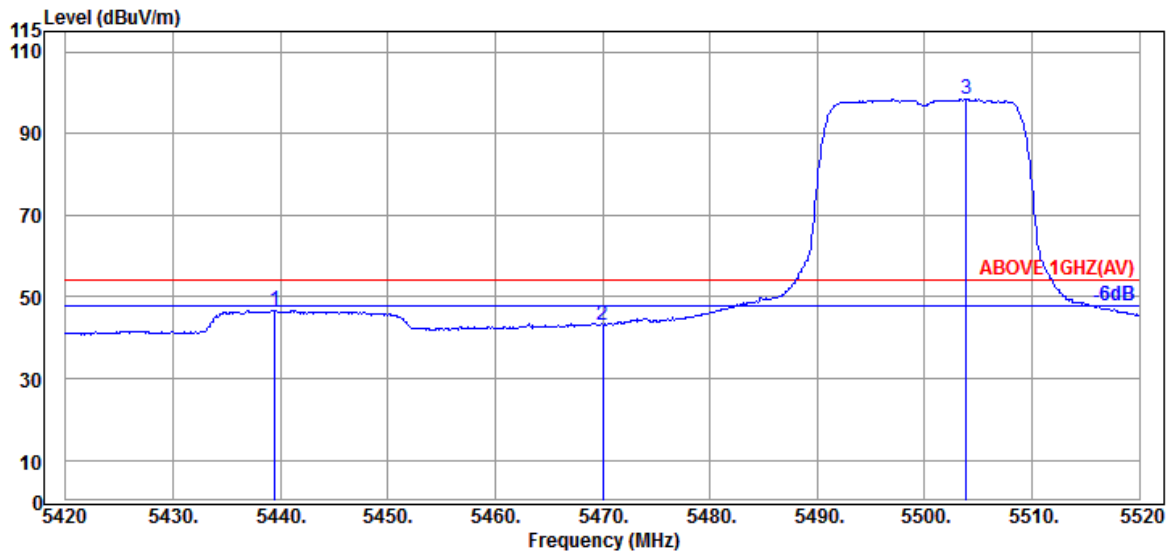
| Emission Frequency (MHz) | Antenna Factor (dB/m) | Cable Loss (dB) | Meter Reading (dBμV) | Emission Level (dBμV/m) | Limits (dBμV/m) | Margin (dB) | Detector |
|--------------------------|-----------------------|-----------------|----------------------|-------------------------|-----------------|-------------|----------|
| 5318.60 | 34.62 | 13.22 | 52.90 | 100.74 | 54.00 | --- | Average |
| 5349.95 | 34.65 | 13.31 | -2.93 | 45.03 | 54.00 | 8.97 | Average |
| 5367.66 | 34.67 | 13.35 | -0.19 | 47.83 | 54.00 | 6.17 | Average |

| | | | |
|------|--------------|-----------|------------|
| Mode | 802.11n-HT20 | UNII Band | II-2C |
| | CDD | Frequency | TX 5500MHz |



Antenna at Horizontal Polarization

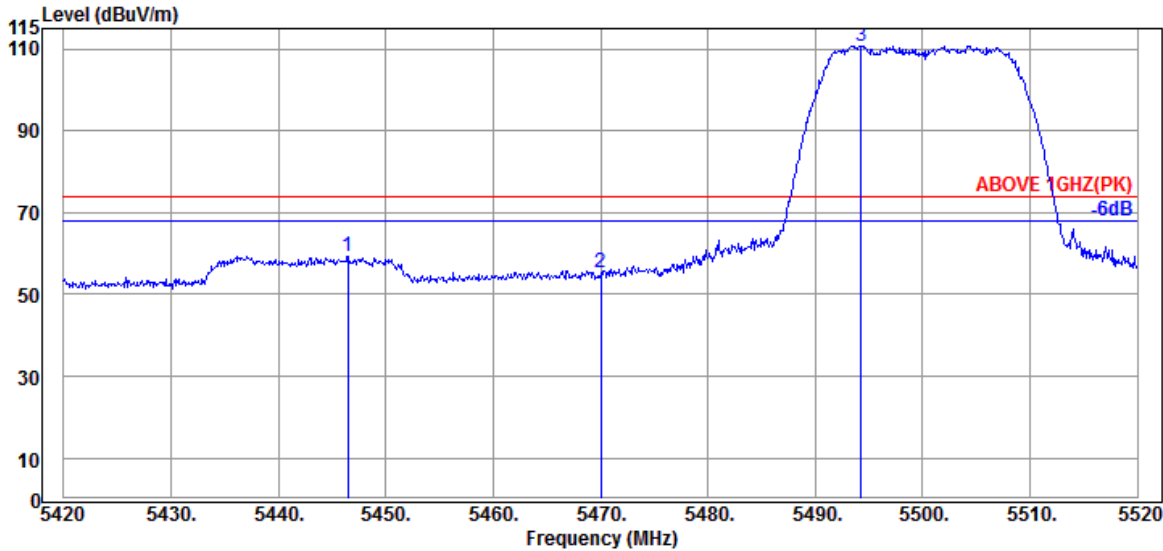
| Emission Frequency (MHz) | Antenna Factor (dB/m) | Cable Loss (dB) | Meter Reading (dBμV) | Emission Level (dBμV/m) | Limits (dBμV/m) | Margin (dB) | Detector |
|--------------------------|-----------------------|-----------------|----------------------|-------------------------|-----------------|-------------|----------|
| 5445.50 | 34.75 | 13.49 | 10.22 | 58.46 | 74.00 | 15.54 | Peak |
| 5470.00 | 34.77 | 13.51 | 7.14 | 55.42 | 74.00 | 18.58 | Peak |
| 5500.70 | 34.80 | 13.55 | 61.50 | 109.85 | --- | --- | Peak |



Antenna at Horizontal Polarization

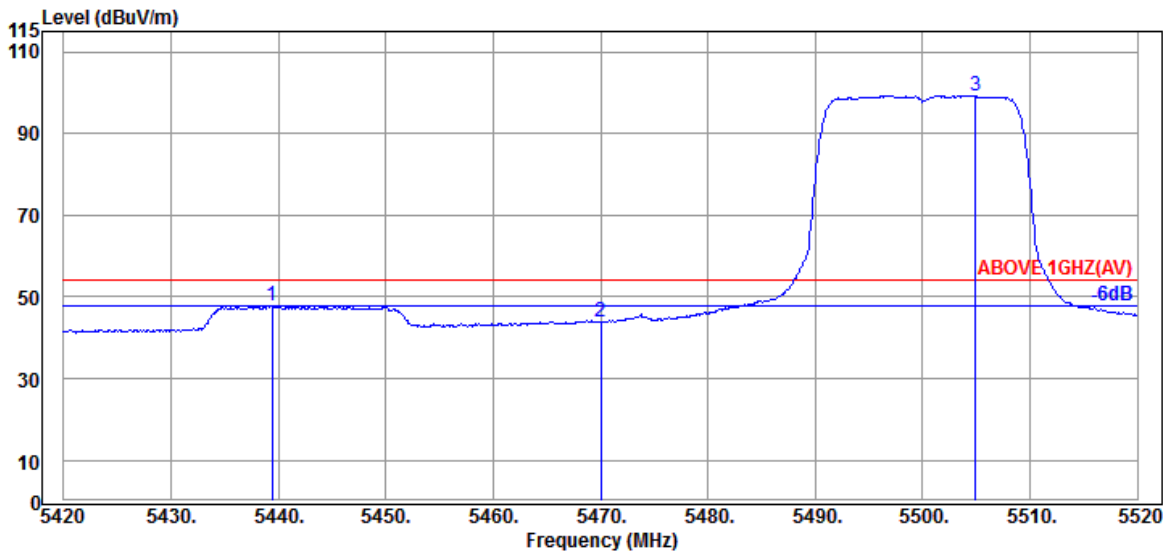
| Emission Frequency (MHz) | Antenna Factor (dB/m) | Cable Loss (dB) | Meter Reading (dBμV) | Emission Level (dBμV/m) | Limits (dBμV/m) | Margin (dB) | Detector |
|--------------------------|-----------------------|-----------------|----------------------|-------------------------|-----------------|-------------|----------|
| 5439.50 | 34.73 | 13.48 | -1.64 | 46.57 | 54.00 | 7.43 | Average |
| 5470.00 | 34.77 | 13.51 | -5.22 | 43.06 | 54.00 | 10.94 | Average |
| 5503.90 | 34.80 | 13.55 | 50.10 | 98.45 | --- | --- | Average |

| | | | |
|------|--------------|-----------|------------|
| Mode | 802.11n-HT20 | UNII Band | II-2C |
| | CDD | Frequency | TX 5500MHz |



Antenna at Vertical Polarization

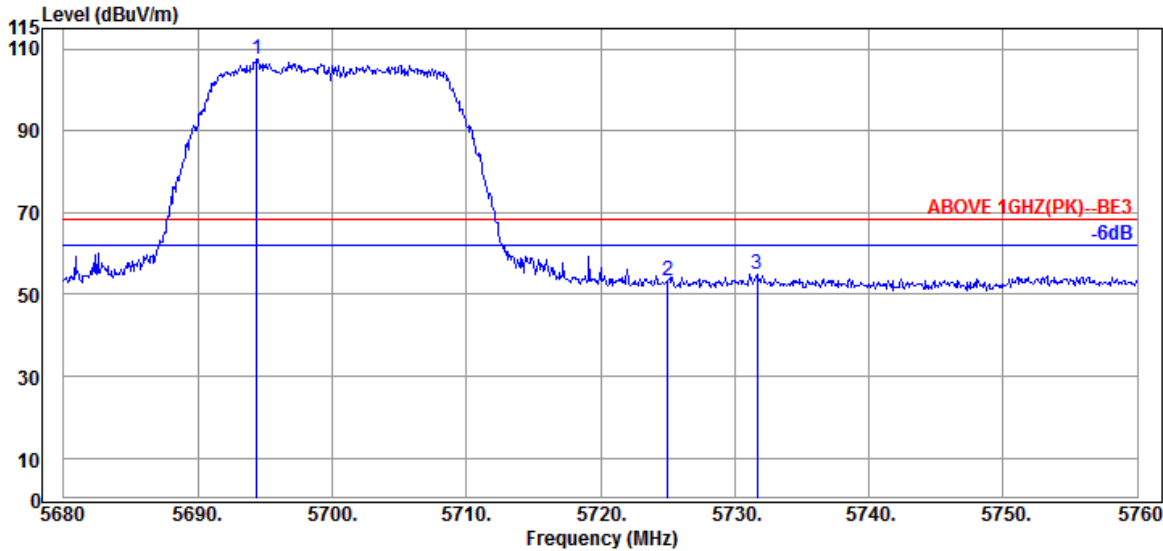
| Emission Frequency (MHz) | Antenna Factor (dB/m) | Cable Loss (dB) | Meter Reading (dBμV) | Emission Level (dBUV/m) | Limits (dBUV/m) | Margin (dB) | Detector |
|--------------------------|-----------------------|-----------------|----------------------|-------------------------|-----------------|-------------|----------|
| 5446.50 | 34.75 | 13.49 | 11.21 | 59.45 | 74.00 | 14.55 | Peak |
| 5470.00 | 34.77 | 13.51 | 6.85 | 55.13 | 74.00 | 18.87 | Peak |
| 5494.30 | 34.78 | 13.53 | 62.35 | 110.66 | --- | --- | Peak |



Antenna at Vertical Polarization

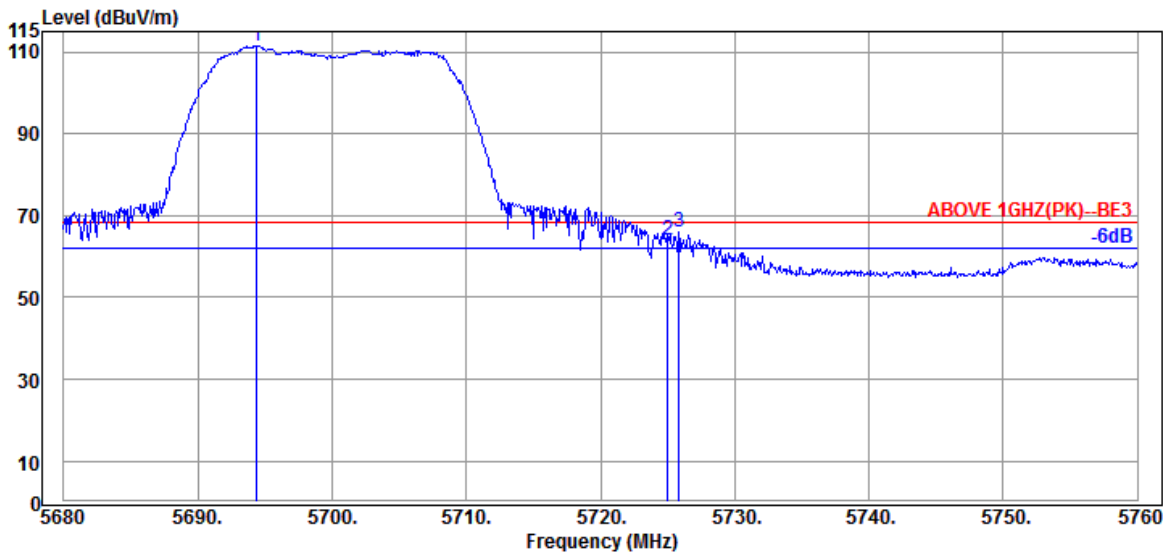
| Emission Frequency (MHz) | Antenna Factor (dB/m) | Cable Loss (dB) | Meter Reading (dBμV) | Emission Level (dBUV/m) | Limits (dBUV/m) | Margin (dB) | Detector |
|--------------------------|-----------------------|-----------------|----------------------|-------------------------|-----------------|-------------|----------|
| 5439.40 | 34.73 | 13.48 | -0.43 | 47.78 | 54.00 | 6.22 | Average |
| 5470.00 | 34.77 | 13.51 | -4.41 | 43.87 | 54.00 | 10.13 | Average |
| 5504.90 | 34.80 | 13.55 | 51.01 | 99.36 | --- | --- | Average |

| | | | |
|------|--------------|-----------|------------|
| Mode | 802.11n-HT20 | UNII Band | II-2C |
| | CDD | Frequency | TX 5700MHz |



Antenna at Horizontal Polarization

| Emission Frequency (MHz) | Antenna Factor (dB/m) | Cable Loss (dB) | Meter Reading (dBμV) | Emission Level (dBμV/m) | Limits (dBμV/m) | Margin (dB) | Detector |
|--------------------------|-----------------------|-----------------|----------------------|-------------------------|-----------------|-------------|----------|
| 5694.40 | 35.03 | 13.90 | 58.53 | 107.46 | 68.20 | --- | Peak |
| 5725.04 | 35.07 | 13.98 | 4.48 | 53.53 | 68.20 | 14.67 | Peak |
| 5731.68 | 35.07 | 13.98 | 6.01 | 55.06 | 68.20 | 13.14 | Peak |

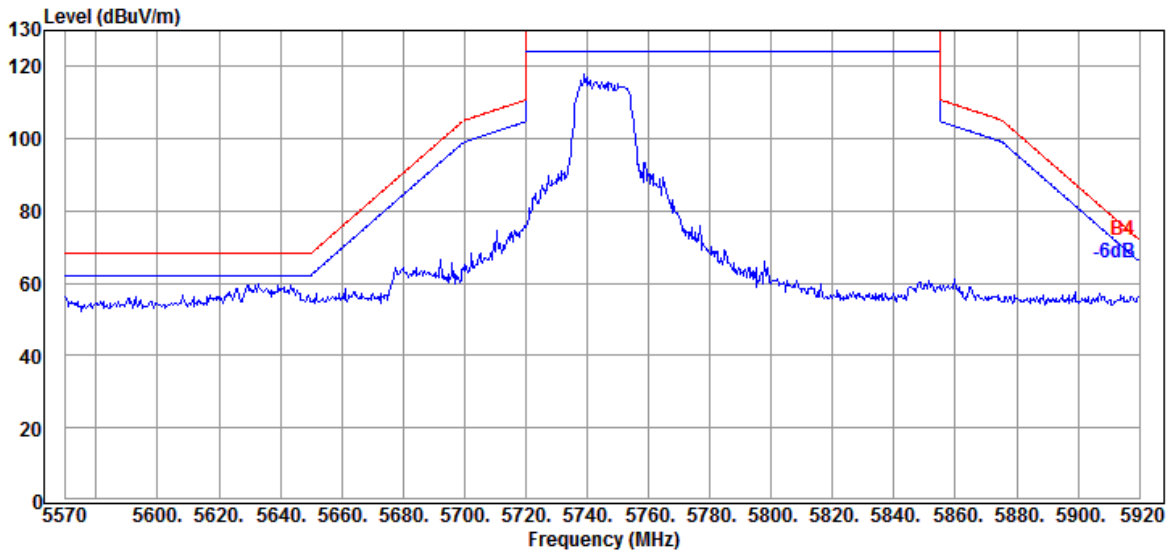


Antenna at Vertical Polarization

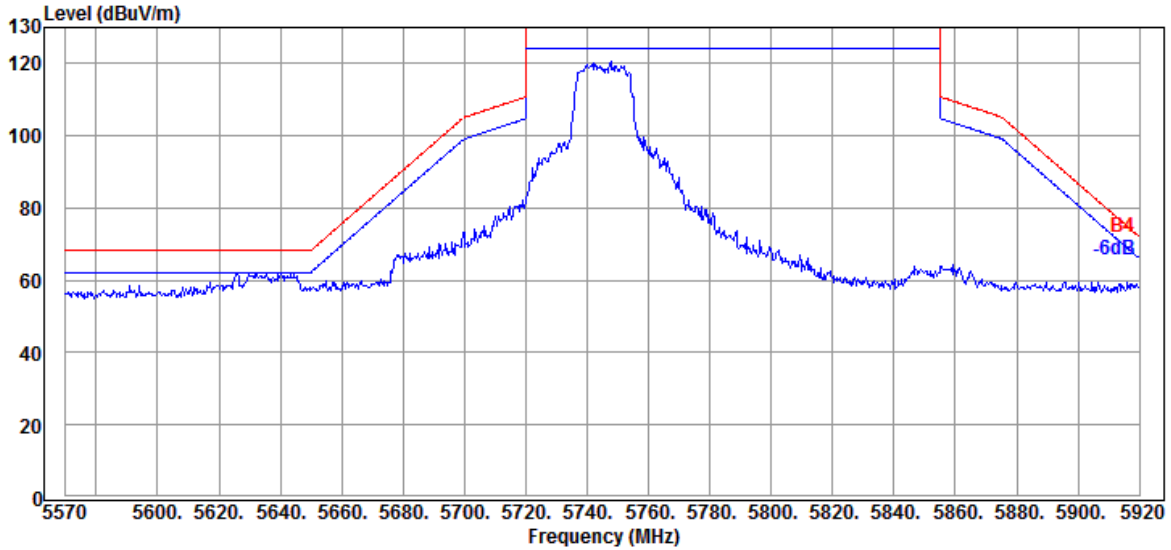
| Emission Frequency (MHz) | Antenna Factor (dB/m) | Cable Loss (dB) | Meter Reading (dBμV) | Emission Level (dBμV/m) | Limits (dBμV/m) | Margin (dB) | Detector |
|--------------------------|-----------------------|-----------------|----------------------|-------------------------|-----------------|-------------|----------|
| 5694.40 | 35.03 | 13.90 | 62.46 | 111.39 | 68.20 | --- | Peak |
| 5725.04 | 35.07 | 13.98 | 15.02 | 64.07 | 68.20 | 4.13 | Peak |
| 5725.84 | 35.07 | 13.98 | 16.80 | 65.85 | 68.20 | 2.35 | Peak |

| | | | |
|------|--------------|-----------|------------|
| Mode | 802.11n-HT20 | UNII Band | III |
| | CDD | Frequency | TX 5745MHz |

Antenna at Horizontal Polarization

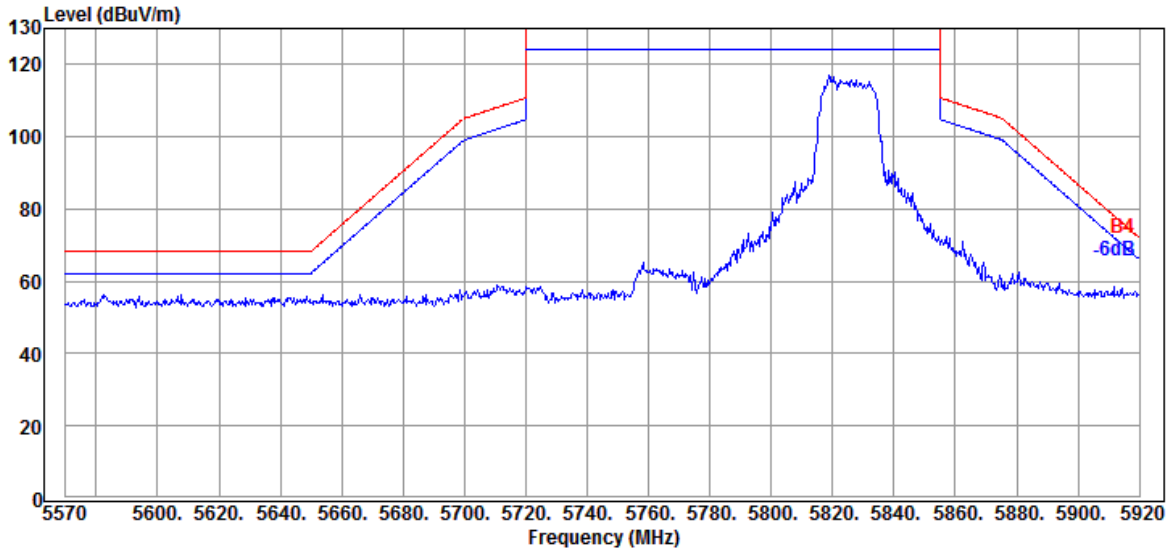


Antenna at Vertical Polarization

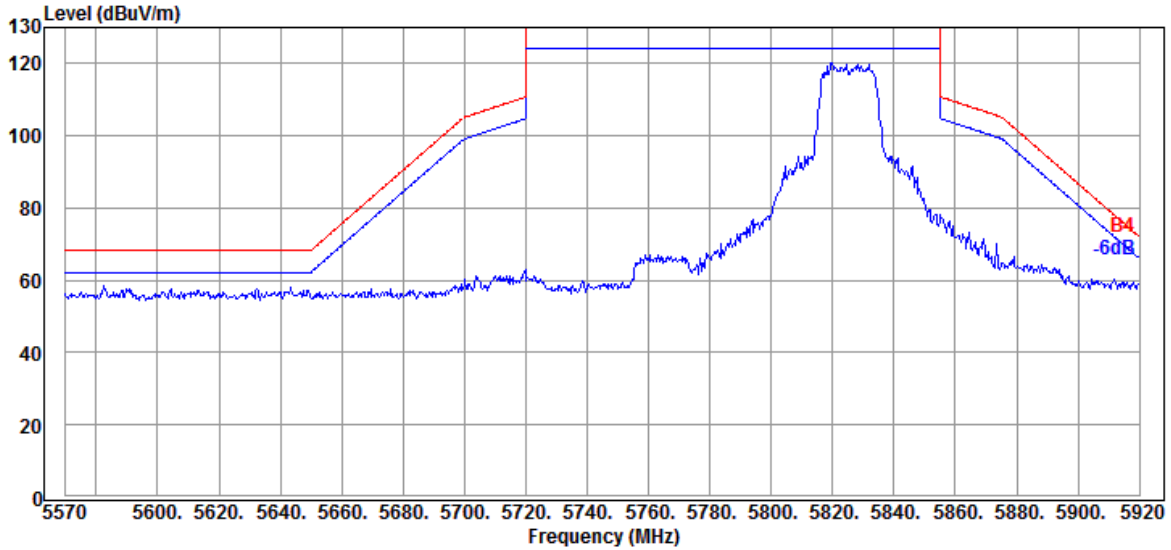


| | | | |
|------|--------------|-----------|------------|
| Mode | 802.11n-HT20 | UNII Band | III |
| | CDD | Frequency | TX 5825MHz |

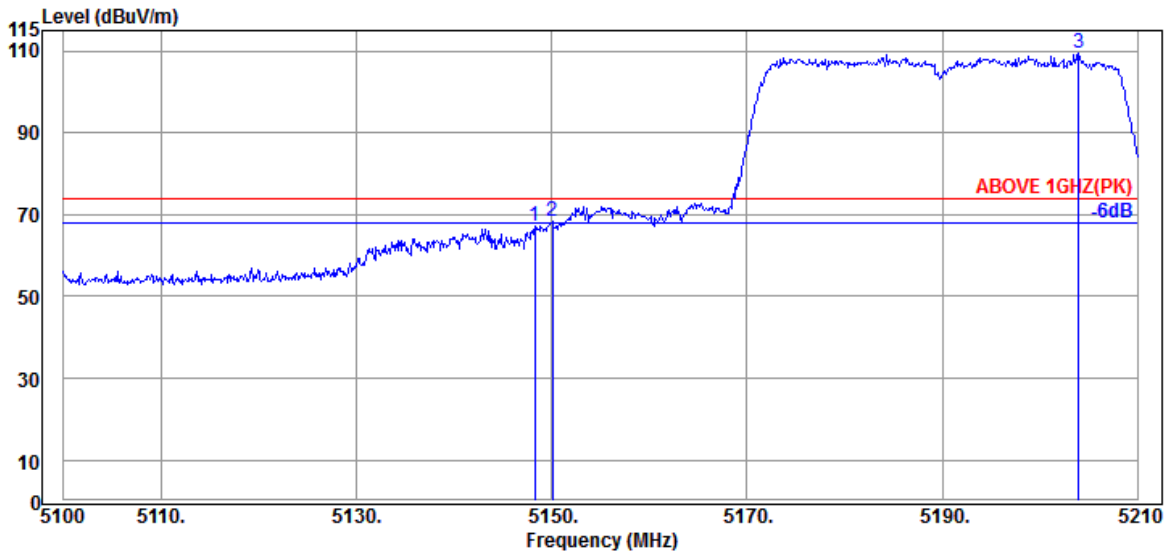
Antenna at Horizontal Polarization



Antenna at Vertical Polarization

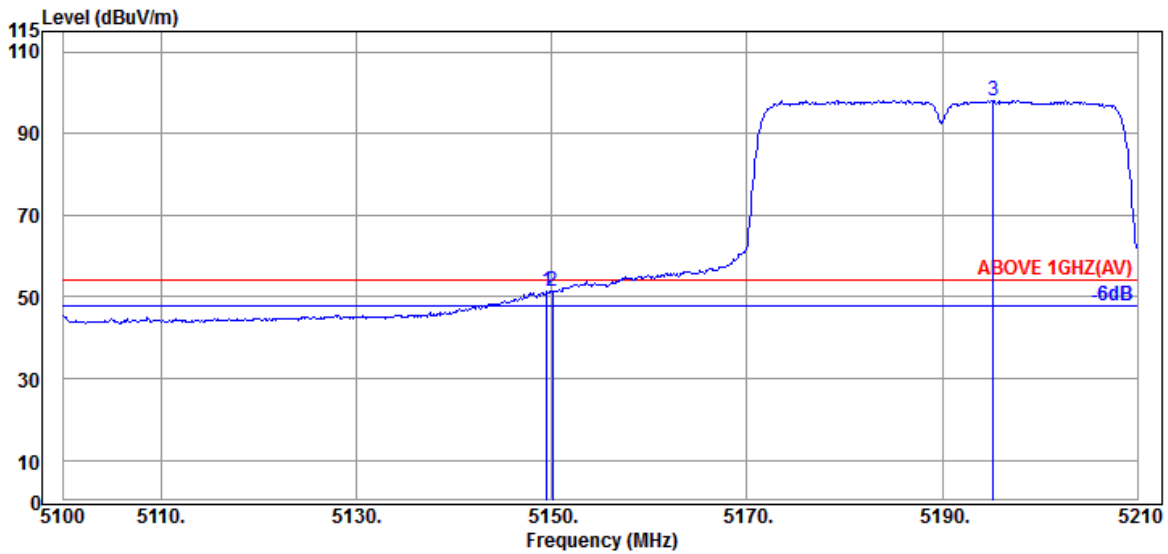


| | | | |
|------|----------------|-----------|------------|
| Mode | 802.11ac-VHT40 | UNII Band | I |
| | CDD | Frequency | TX 5190MHz |



Antenna at Horizontal Polarization

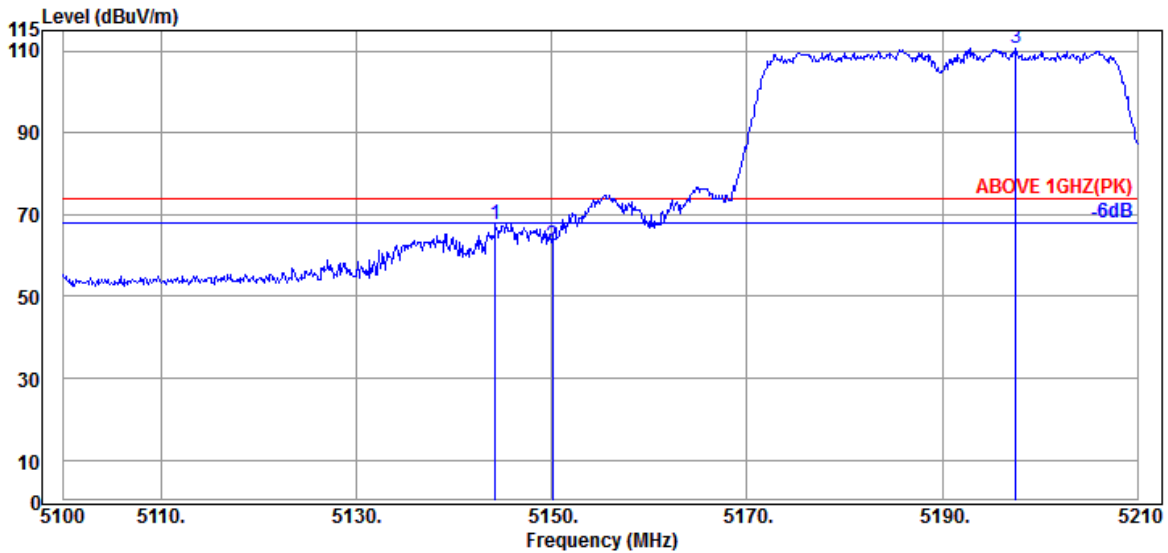
| Emission Frequency (MHz) | Antenna Factor (dB/m) | Cable Loss (dB) | Meter Reading (dBμV) | Emission Level (dBμV/m) | Limits (dBμV/m) | Margin (dB) | Detector |
|--------------------------|-----------------------|-----------------|----------------------|-------------------------|-----------------|-------------|----------|
| 5148.2900 | 34.45 | 13.22 | 19.48 | 67.15 | 74.00 | 6.85 | Peak |
| 5150.0500 | 34.45 | 13.22 | 20.54 | 68.21 | 74.00 | 5.79 | Peak |
| 5203.9500 | 34.50 | 13.18 | 61.79 | 109.47 | --- | --- | Peak |



Antenna at Horizontal Polarization

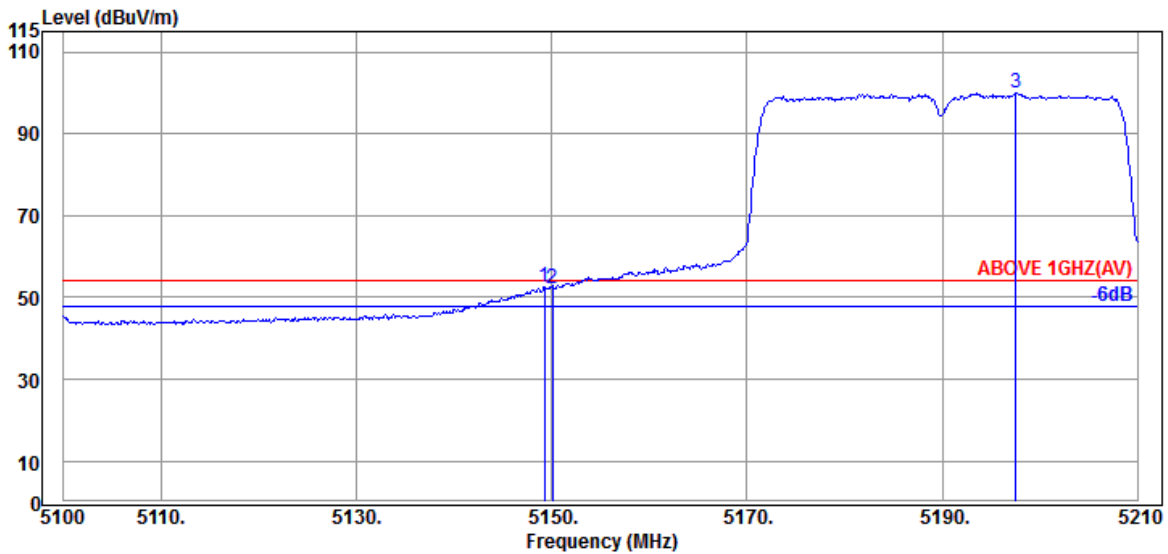
| Emission Frequency (MHz) | Antenna Factor (dB/m) | Cable Loss (dB) | Meter Reading (dBμV) | Emission Level (dBμV/m) | Limits (dBμV/m) | Margin (dB) | Detector |
|--------------------------|-----------------------|-----------------|----------------------|-------------------------|-----------------|-------------|----------|
| 5149.5000 | 34.45 | 13.22 | 3.51 | 51.18 | 54.00 | 2.82 | Average |
| 5150.0500 | 34.45 | 13.22 | 3.64 | 51.31 | 54.00 | 2.69 | Average |
| 5195.2600 | 34.50 | 13.18 | 50.44 | 98.12 | --- | --- | Average |

| | | | |
|------|----------------|-----------|------------|
| Mode | 802.11ac-VHT40 | UNII Band | I |
| | CDD | Frequency | TX 5190MHz |



Antenna at Vertical Polarization

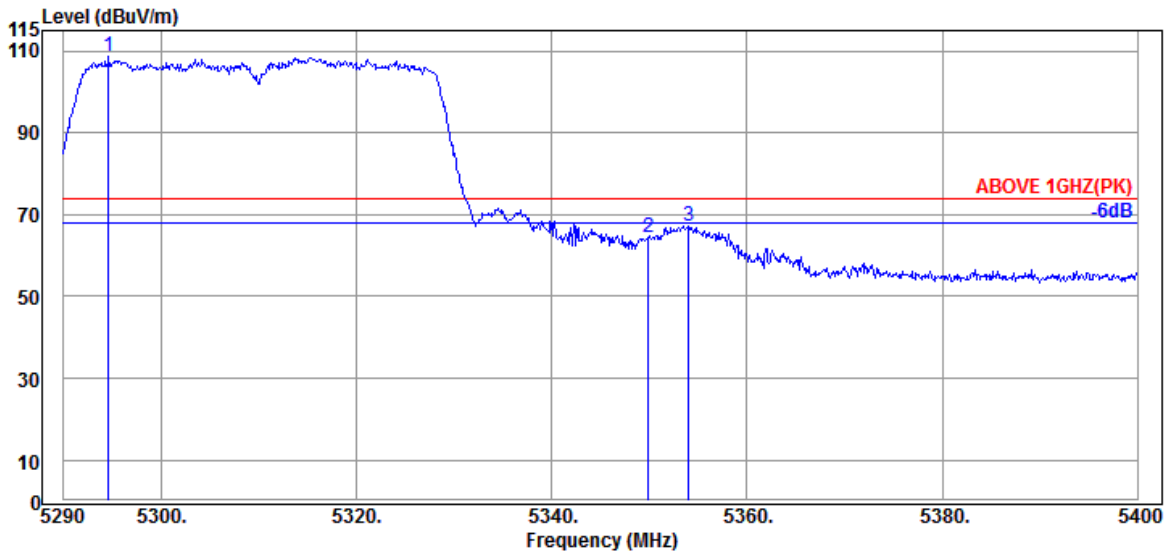
| Emission Frequency (MHz) | Antenna Factor (dB/m) | Cable Loss (dB) | Meter Reading (dBμV) | Emission Level (dBμV/m) | Limits (dBμV/m) | Margin (dB) | Detector |
|--------------------------|-----------------------|-----------------|----------------------|-------------------------|-----------------|-------------|----------|
| 5144.2200 | 34.45 | 13.22 | 19.96 | 67.63 | 74.00 | 6.37 | Peak |
| 5150.0500 | 34.45 | 13.22 | 14.85 | 62.52 | 74.00 | 11.48 | Peak |
| 5197.5700 | 34.50 | 13.18 | 62.85 | 110.53 | --- | --- | Peak |



Antenna at Vertical Polarization

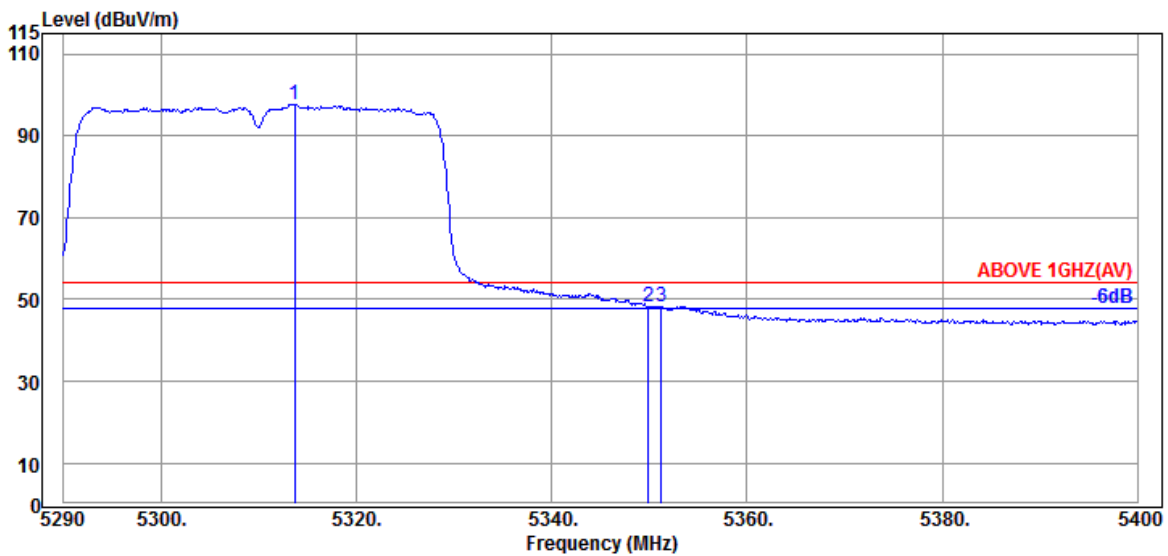
| Emission Frequency (MHz) | Antenna Factor (dB/m) | Cable Loss (dB) | Meter Reading (dBμV) | Emission Level (dBμV/m) | Limits (dBμV/m) | Margin (dB) | Detector |
|--------------------------|-----------------------|-----------------|----------------------|-------------------------|-----------------|-------------|----------|
| 5149.2800 | 34.45 | 13.22 | 5.01 | 52.68 | 54.00 | 1.32 | Average |
| 5150.0500 | 34.45 | 13.22 | 4.56 | 52.23 | 54.00 | 1.77 | Average |
| 5197.5700 | 34.50 | 13.18 | 52.44 | 100.12 | --- | --- | Average |

| | | | |
|------|----------------|-----------|------------|
| Mode | 802.11ac-VHT40 | UNII Band | II-2A |
| | CDD | Frequency | TX 5310MHz |



Antenna at Horizontal Polarization

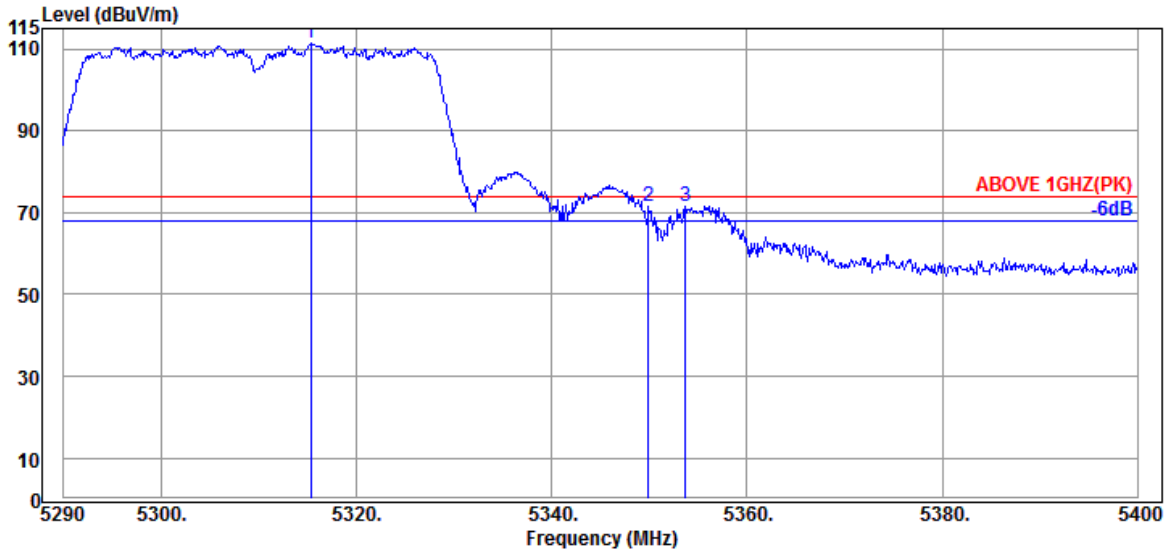
| Emission Frequency (MHz) | Antenna Factor (dB/m) | Cable Loss (dB) | Meter Reading (dBμV) | Emission Level (dBUV/m) | Limits (dBUV/m) | Margin (dB) | Detector |
|--------------------------|-----------------------|-----------------|----------------------|-------------------------|-----------------|-------------|----------|
| 5294.6200 | 34.60 | 13.17 | 60.79 | 108.56 | --- | --- | Peak |
| 5349.9500 | 34.65 | 13.31 | 16.39 | 64.35 | 74.00 | 9.65 | Peak |
| 5354.0200 | 34.65 | 13.31 | 19.34 | 67.30 | 74.00 | 6.70 | Peak |



Antenna at Horizontal Polarization

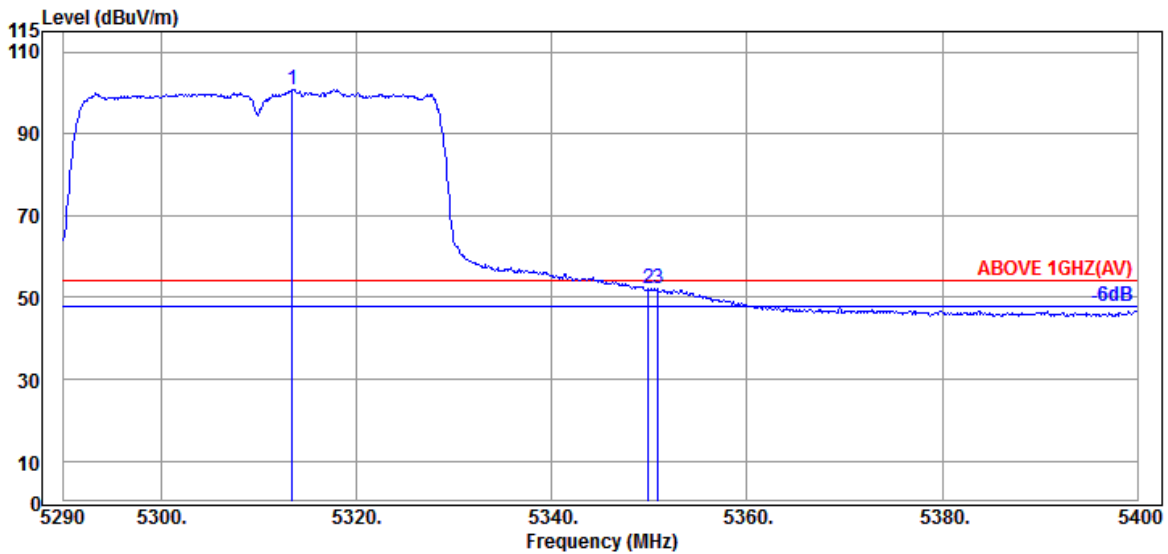
| Emission Frequency (MHz) | Antenna Factor (dB/m) | Cable Loss (dB) | Meter Reading (dBμV) | Emission Level (dBUV/m) | Limits (dBUV/m) | Margin (dB) | Detector |
|--------------------------|-----------------------|-----------------|----------------------|-------------------------|-----------------|-------------|----------|
| 5313.6500 | 34.62 | 13.22 | 49.81 | 97.65 | --- | --- | Average |
| 5349.9500 | 34.65 | 13.31 | 0.28 | 48.24 | 54.00 | 5.76 | Average |
| 5351.2700 | 34.65 | 13.31 | 0.40 | 48.36 | 54.00 | 5.64 | Average |

| | | | |
|------|----------------|-----------|------------|
| Mode | 802.11ac-VHT40 | UNII Band | II-2A |
| | CDD | Frequency | TX 5310MHz |



Antenna at Vertical Polarization

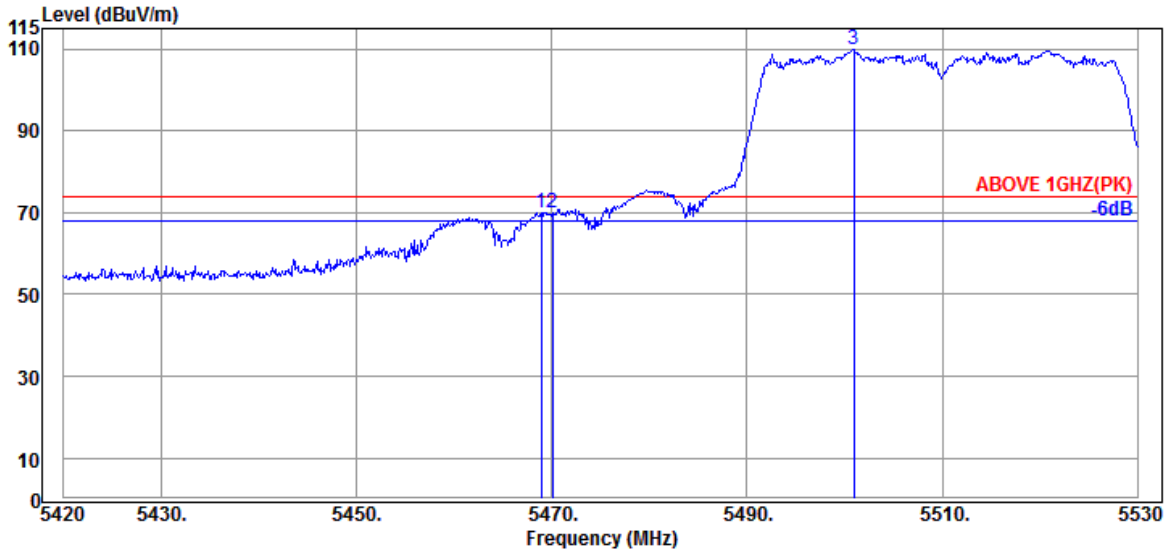
| Emission Frequency (MHz) | Antenna Factor (dB/m) | Cable Loss (dB) | Meter Reading (dBμV) | Emission Level (dBUV/m) | Limits (dBUV/m) | Margin (dB) | Detector |
|--------------------------|-----------------------|-----------------|----------------------|-------------------------|-----------------|-------------|----------|
| 5315.3000 | 34.62 | 13.22 | 63.42 | 111.26 | --- | --- | Peak |
| 5349.9500 | 34.65 | 13.31 | 23.41 | 71.37 | 74.00 | 2.63 | Peak |
| 5353.6900 | 34.65 | 13.31 | 23.55 | 71.51 | 74.00 | 2.49 | Peak |



Antenna at Vertical Polarization

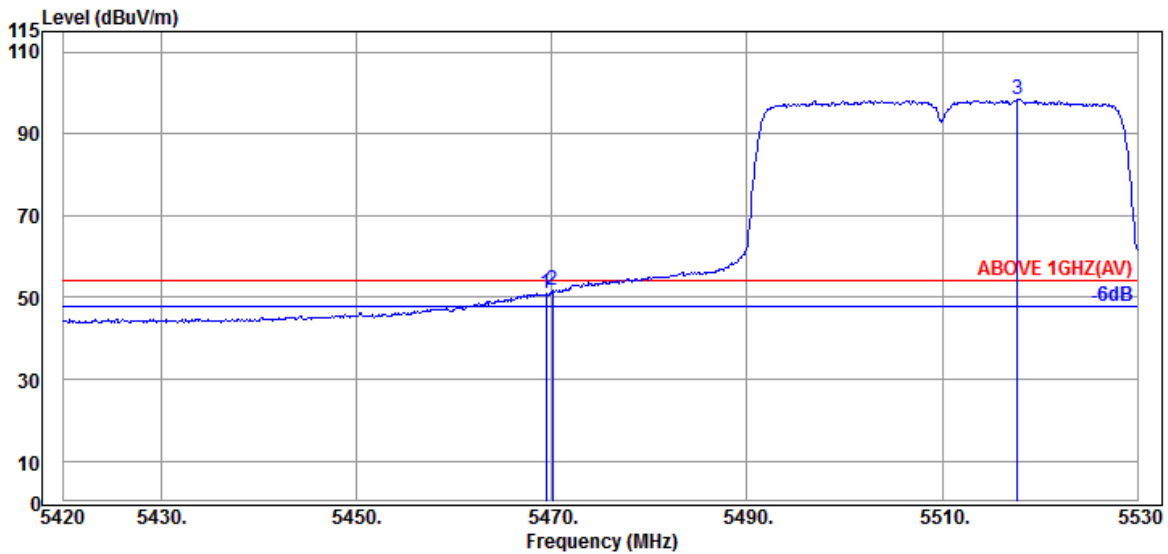
| Emission Frequency (MHz) | Antenna Factor (dB/m) | Cable Loss (dB) | Meter Reading (dBμV) | Emission Level (dBUV/m) | Limits (dBUV/m) | Margin (dB) | Detector |
|--------------------------|-----------------------|-----------------|----------------------|-------------------------|-----------------|-------------|----------|
| 5313.43 | 34.62 | 13.22 | 52.93 | 100.77 | --- | --- | Average |
| 5349.95 | 34.65 | 13.31 | 4.36 | 52.32 | 54.00 | 1.68 | Average |
| 5350.94 | 34.65 | 13.31 | 4.36 | 52.32 | 54.00 | 1.68 | Average |

| | | | |
|------|----------------|-----------|------------|
| Mode | 802.11ac-VHT40 | UNII Band | II-2C |
| | CDD | Frequency | TX 5510MHz |



Antenna at Horizontal Polarization

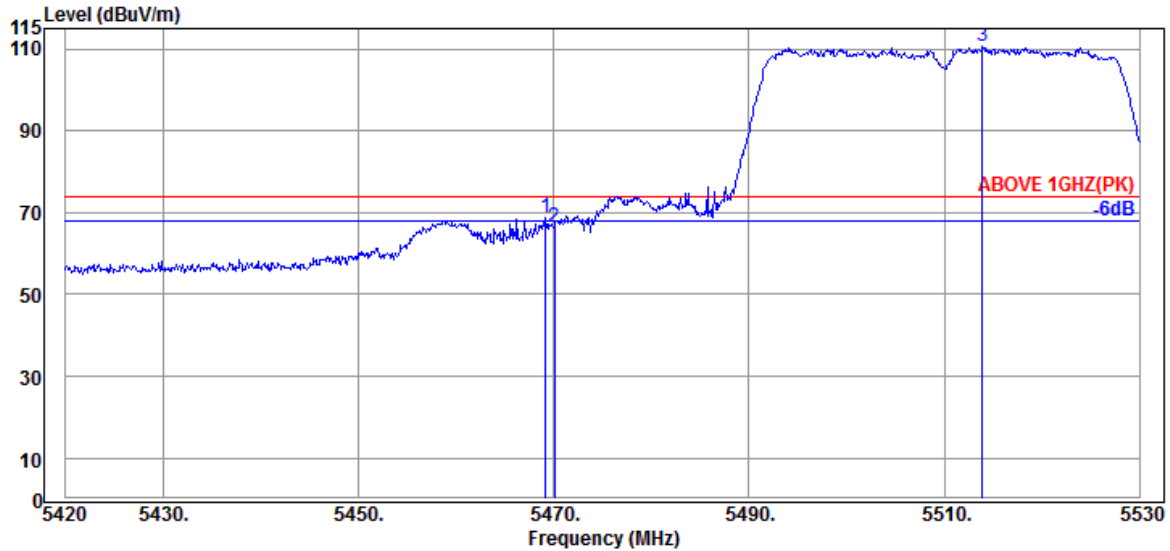
| Emission Frequency (MHz) | Antenna Factor (dB/m) | Cable Loss (dB) | Meter Reading (dBμV) | Emission Level (dBUV/m) | Limits (dBUV/m) | Margin (dB) | Detector |
|--------------------------|-----------------------|-----------------|----------------------|-------------------------|-----------------|-------------|----------|
| 5468.9500 | 34.77 | 13.51 | 21.74 | 70.02 | 74.00 | 3.98 | Peak |
| 5470.0500 | 34.77 | 13.51 | 21.53 | 69.81 | 74.00 | 4.19 | Peak |
| 5500.9600 | 34.80 | 13.55 | 61.35 | 109.70 | --- | --- | Peak |



Antenna at Horizontal Polarization

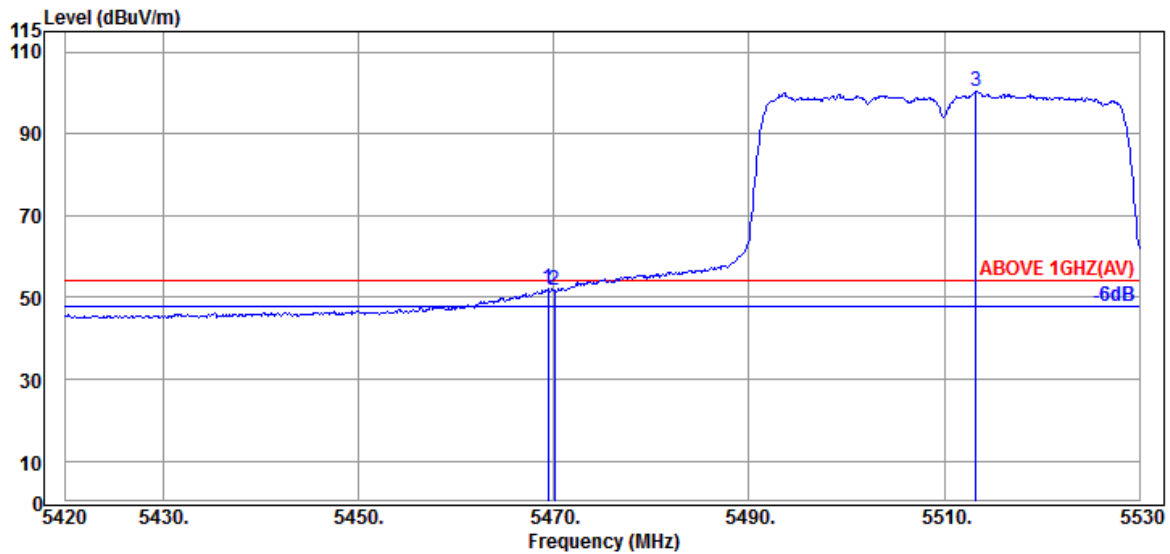
| Emission Frequency (MHz) | Antenna Factor (dB/m) | Cable Loss (dB) | Meter Reading (dBμV) | Emission Level (dBUV/m) | Limits (dBUV/m) | Margin (dB) | Detector |
|--------------------------|-----------------------|-----------------|----------------------|-------------------------|-----------------|-------------|----------|
| 5469.3900 | 34.77 | 13.51 | 2.89 | 51.17 | 54.00 | 2.83 | Average |
| 5470.0500 | 34.77 | 13.51 | 3.31 | 51.59 | 54.00 | 2.41 | Average |
| 5517.6800 | 34.82 | 13.58 | 50.01 | 98.41 | --- | --- | Average |

| | | | |
|------|----------------|-----------|------------|
| Mode | 802.11ac-VHT40 | UNII Band | II-2C |
| | CDD | Frequency | TX 5510MHz |



Antenna at Vertical Polarization

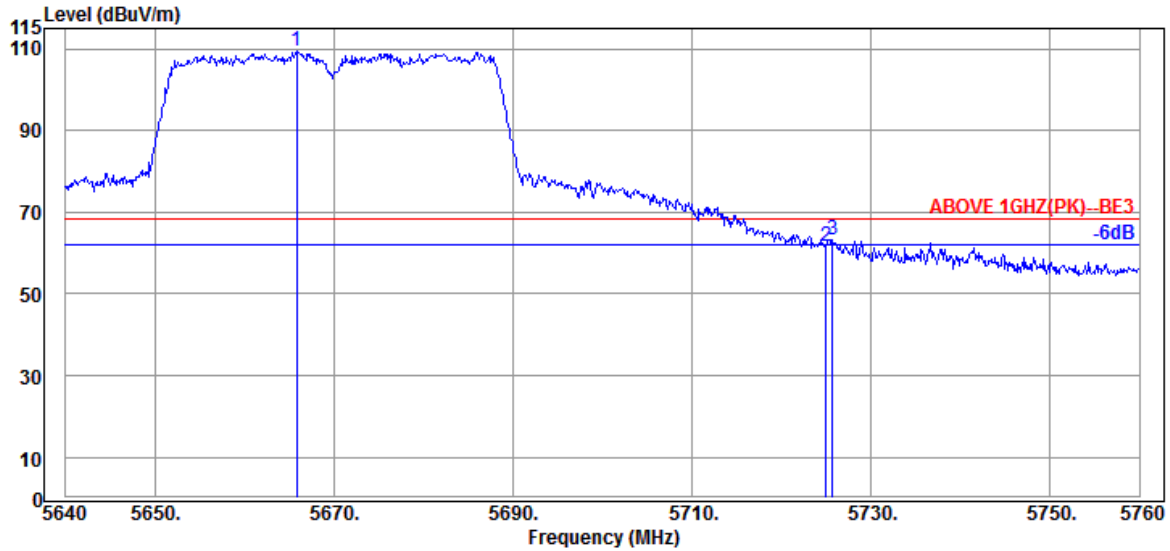
| Emission Frequency (MHz) | Antenna Factor (dB/m) | Cable Loss (dB) | Meter Reading (dBμV) | Emission Level (dBμV/m) | Limits (dBμV/m) | Margin (dB) | Detector |
|--------------------------|-----------------------|-----------------|----------------------|-------------------------|-----------------|-------------|----------|
| 5469.1700 | 34.77 | 13.51 | 20.48 | 68.76 | 74.00 | 5.24 | Peak |
| 5470.0500 | 34.77 | 13.51 | 18.04 | 66.32 | 74.00 | 7.68 | Peak |
| 5513.9400 | 34.82 | 13.58 | 62.06 | 110.46 | --- | --- | Peak |



Antenna at Vertical Polarization

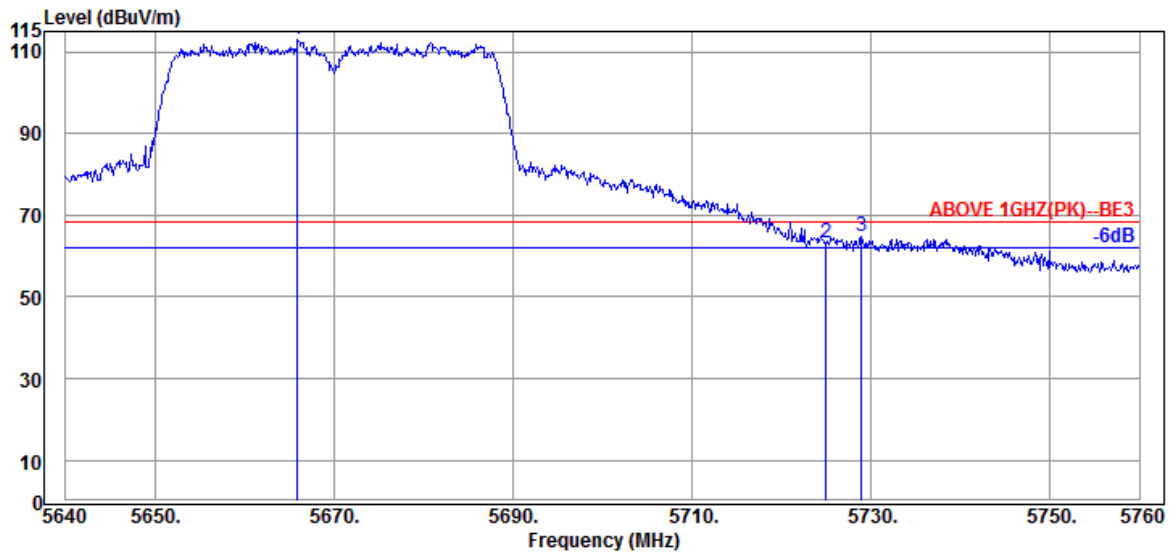
| Emission Frequency (MHz) | Antenna Factor (dB/m) | Cable Loss (dB) | Meter Reading (dBμV) | Emission Level (dBμV/m) | Limits (dBμV/m) | Margin (dB) | Detector |
|--------------------------|-----------------------|-----------------|----------------------|-------------------------|-----------------|-------------|----------|
| 5469.3900 | 34.77 | 13.51 | 3.89 | 52.17 | 54.00 | 1.83 | Average |
| 5470.0500 | 34.77 | 13.51 | 3.53 | 51.81 | 54.00 | 2.19 | Average |
| 5513.2800 | 34.80 | 13.55 | 52.07 | 100.42 | --- | --- | Average |

| | | | |
|------|----------------|-----------|------------|
| Mode | 802.11ac-VHT40 | UNII Band | II-2C |
| | CDD | Frequency | TX 5670MHz |



Antenna at Horizontal Polarization

| Emission Frequency (MHz) | Antenna Factor (dB/m) | Cable Loss (dB) | Meter Reading (dBμV) | Emission Level (dBμV/m) | Limits (dBμV/m) | Margin (dB) | Detector |
|--------------------------|-----------------------|-----------------|----------------------|-------------------------|-----------------|-------------|----------|
| 5665.80 | 34.99 | 13.83 | 60.54 | 109.36 | 68.20 | --- | Peak |
| 5724.96 | 35.07 | 13.98 | 12.50 | 61.55 | 68.20 | 6.65 | Peak |
| 5725.68 | 35.07 | 13.98 | 14.19 | 63.24 | 68.20 | 4.96 | Peak |

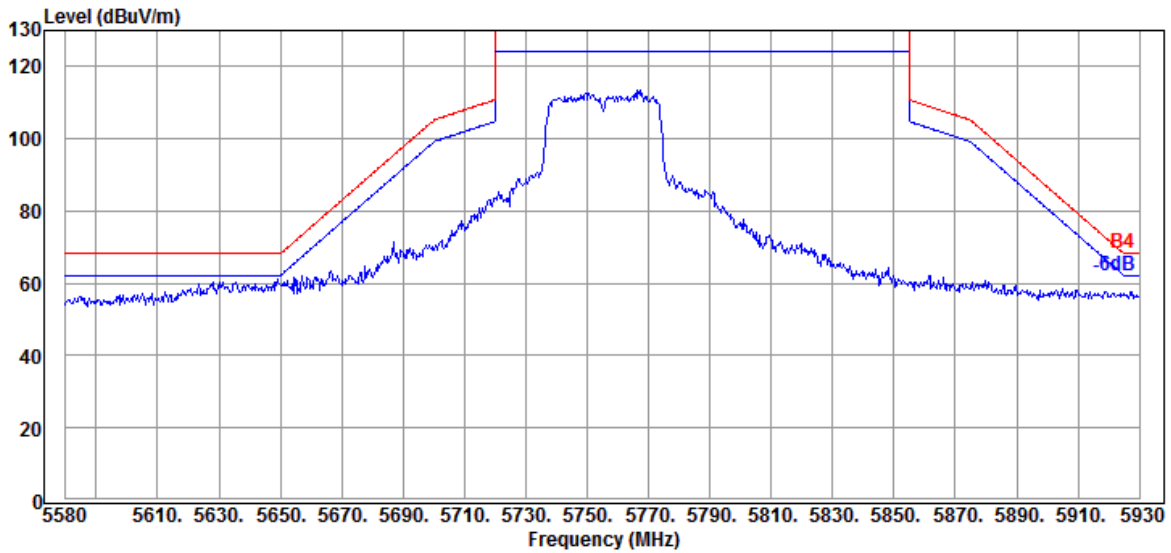


Antenna at Vertical Polarization

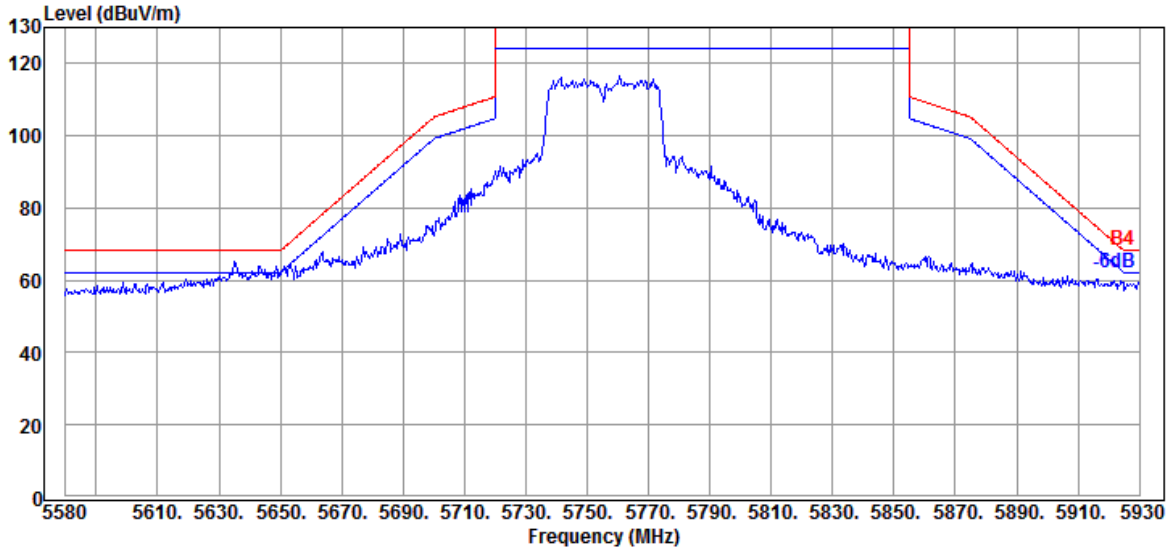
| Emission Frequency (MHz) | Antenna Factor (dB/m) | Cable Loss (dB) | Meter Reading (dBμV) | Emission Level (dBμV/m) | Limits (dBμV/m) | Margin (dB) | Detector |
|--------------------------|-----------------------|-----------------|----------------------|-------------------------|-----------------|-------------|----------|
| 5665.92 | 34.99 | 13.83 | 64.30 | 113.12 | 68.20 | --- | Peak |
| 5724.96 | 35.07 | 13.98 | 14.22 | 63.27 | 68.20 | 4.93 | Peak |
| 5728.92 | 35.07 | 13.98 | 15.62 | 64.67 | 68.20 | 3.53 | Peak |

| | | | |
|------|----------------|-----------|------------|
| Mode | 802.11ac-VHT40 | UNII Band | III |
| | CDD | Frequency | TX 5755MHz |

Antenna at Horizontal Polarization

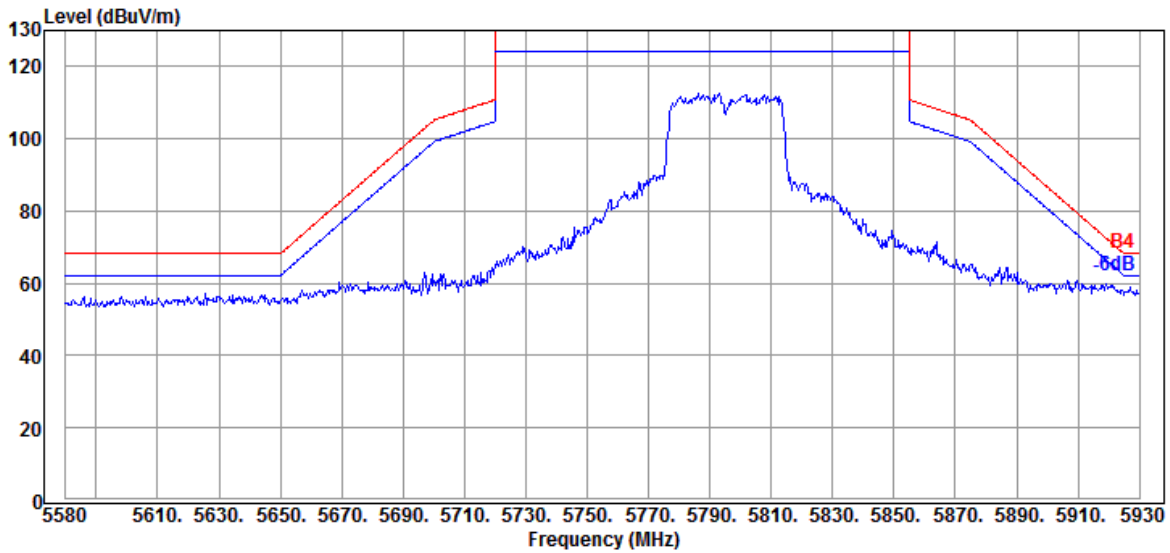


Antenna at Vertical Polarization

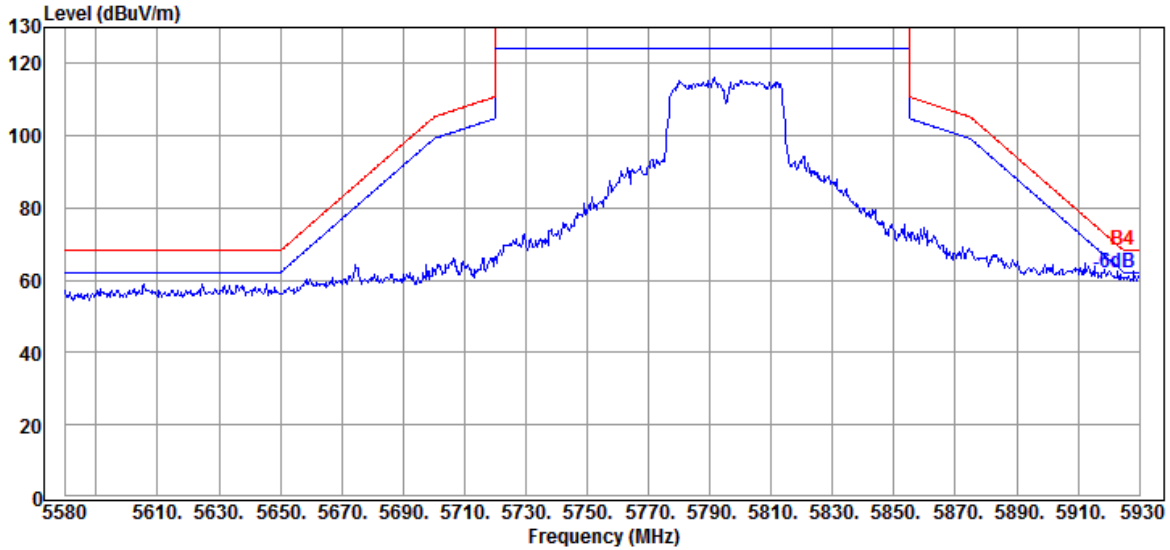


| | | | |
|------|----------------|-----------|------------|
| Mode | 802.11ac-VHT40 | UNII Band | III |
| | CDD | Frequency | TX 5795MHz |

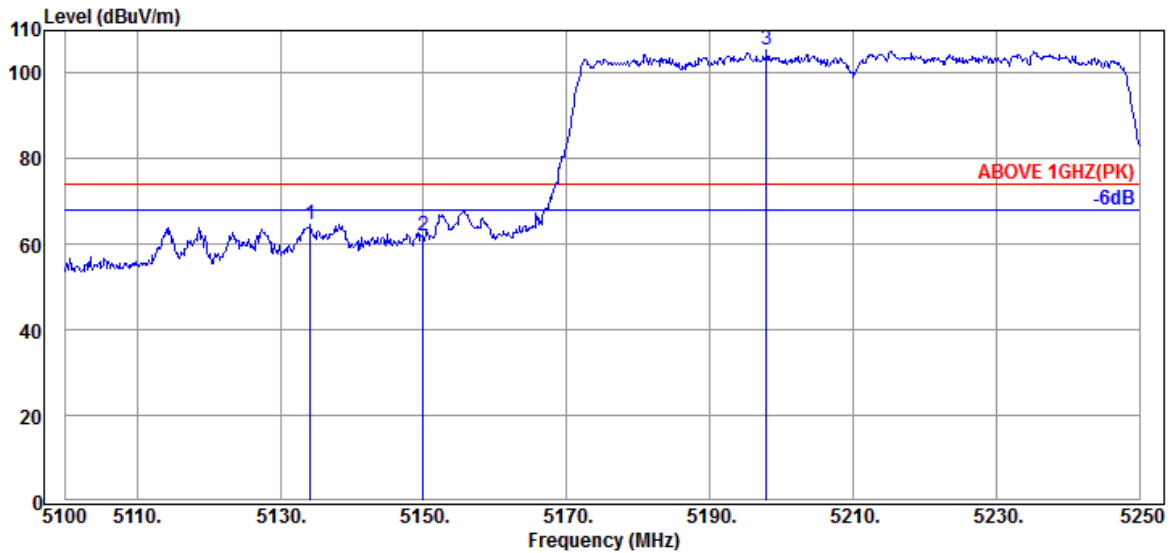
Antenna at Horizontal Polarization



Antenna at Vertical Polarization

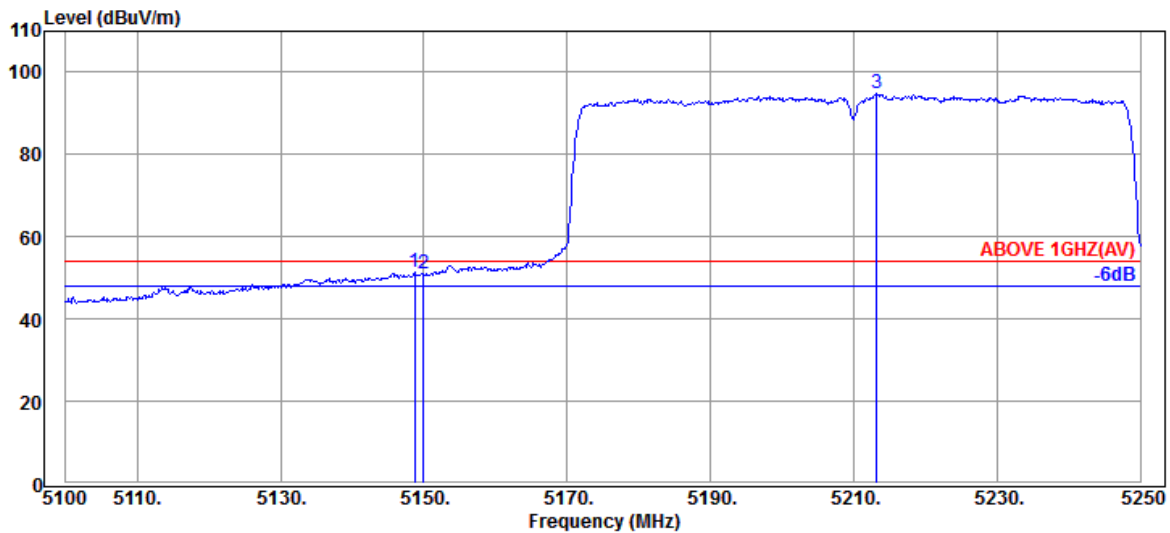


| | | | |
|------|----------------|-----------|------------|
| Mode | 802.11ac-VHT80 | UNII Band | I |
| | CDD | Frequency | TX 5210MHz |



Antenna at Horizontal Polarization

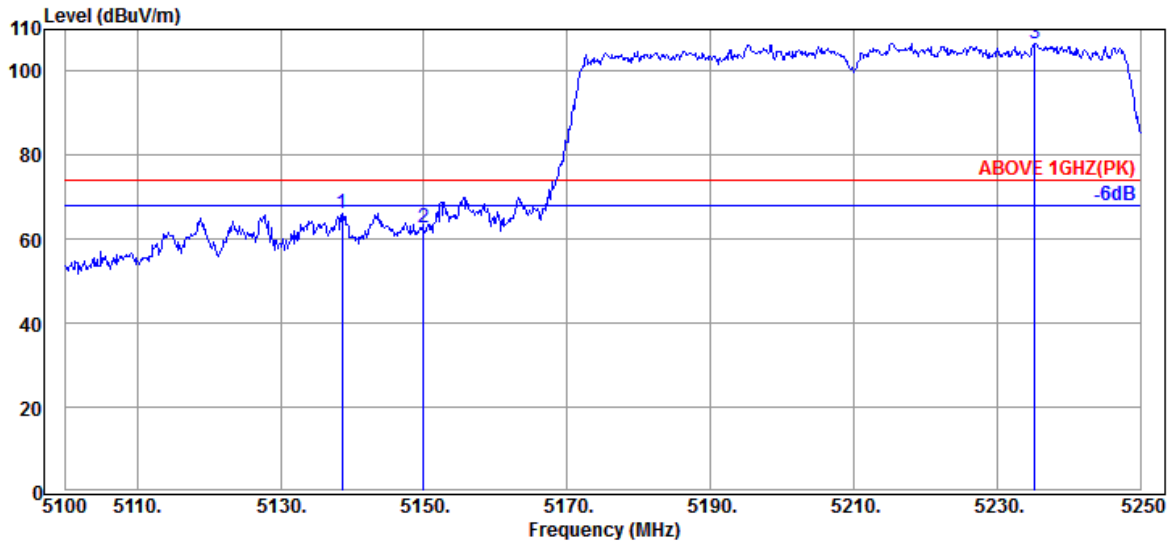
| Emission Frequency (MHz) | Antenna Factor (dB/m) | Cable Loss (dB) | Meter Reading (dBμV) | Emission Level (dBμV/m) | Limits (dBμV/m) | Margin (dB) | Detector |
|--------------------------|-----------------------|-----------------|----------------------|-------------------------|-----------------|-------------|----------|
| 5134.20 | 34.43 | 13.23 | 17.06 | 64.72 | 74.00 | 9.28 | Peak |
| 5149.95 | 34.45 | 13.22 | 14.29 | 61.96 | 74.00 | 12.04 | Peak |
| 5197.95 | 34.50 | 13.18 | 57.86 | 105.54 | --- | --- | Peak |



Antenna at Horizontal Polarization

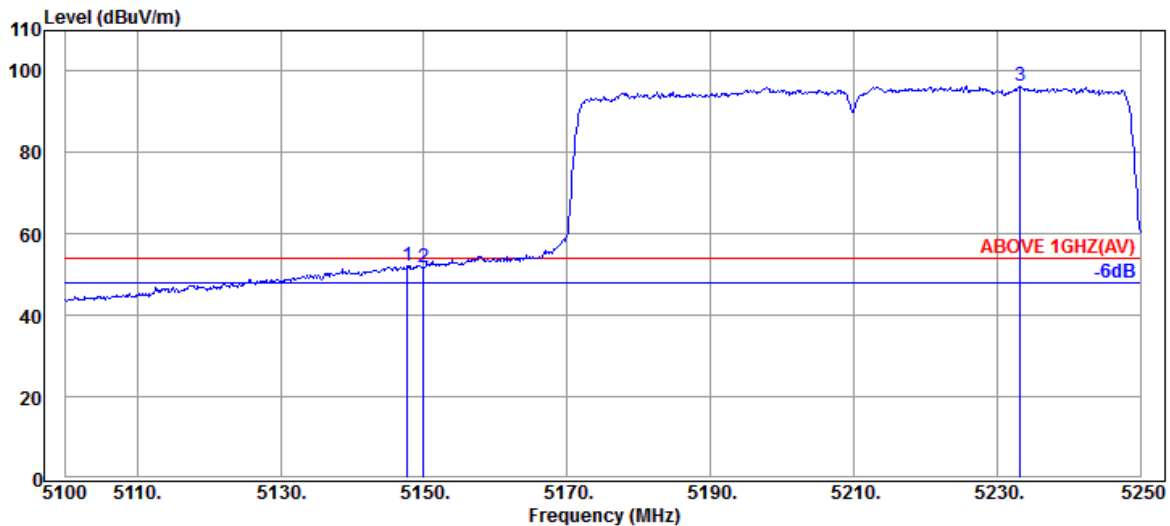
| Emission Frequency (MHz) | Antenna Factor (dB/m) | Cable Loss (dB) | Meter Reading (dBμV) | Emission Level (dBμV/m) | Limits (dBμV/m) | Margin (dB) | Detector |
|--------------------------|-----------------------|-----------------|----------------------|-------------------------|-----------------|-------------|----------|
| 5148.75 | 34.45 | 13.22 | 3.56 | 51.23 | 54.00 | 2.77 | Average |
| 5149.95 | 34.45 | 13.22 | 3.32 | 50.99 | 54.00 | 3.01 | Average |
| 5213.25 | 34.52 | 13.18 | 47.03 | 94.73 | --- | --- | Average |

| | | | |
|------|----------------|-----------|------------|
| Mode | 802.11ac-VHT80 | UNII Band | I |
| | CDD | Frequency | TX 5210MHz |



Antenna at Vertical Polarization

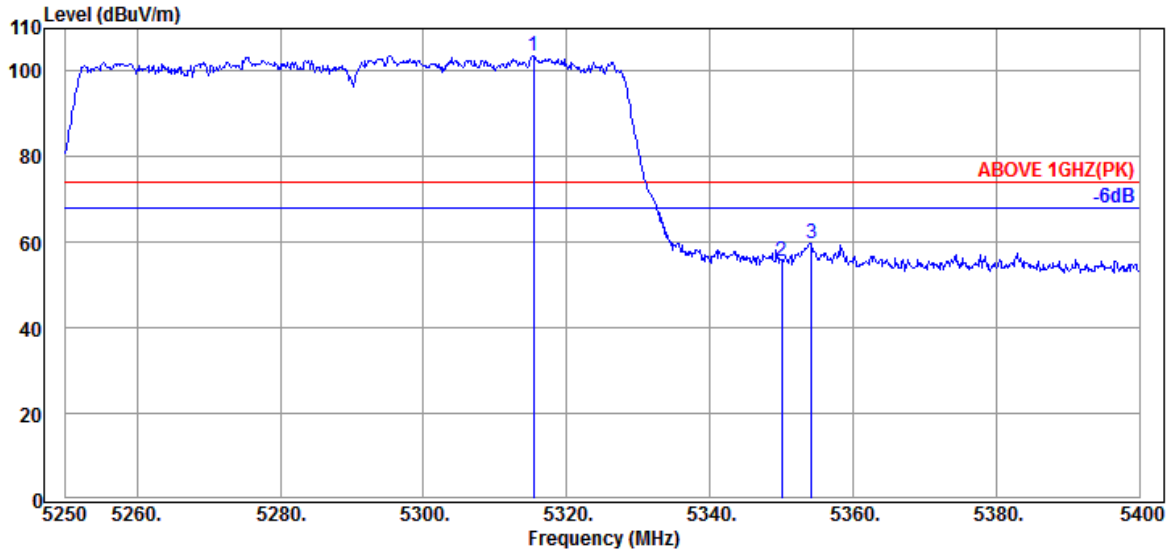
| Emission Frequency (MHz) | Antenna Factor (dB/m) | Cable Loss (dB) | Meter Reading (dBμV) | Emission Level (dBμV/m) | Limits (dBμV/m) | Margin (dB) | Detector |
|--------------------------|-----------------------|-----------------|----------------------|-------------------------|-----------------|-------------|----------|
| 5138.55 | 34.43 | 13.23 | 18.55 | 66.21 | 74.00 | 7.79 | Peak |
| 5149.95 | 34.45 | 13.22 | 15.10 | 62.77 | 74.00 | 11.23 | Peak |
| 5235.30 | 34.53 | 13.18 | 59.07 | 106.78 | --- | --- | Peak |



Antenna at Vertical Polarization

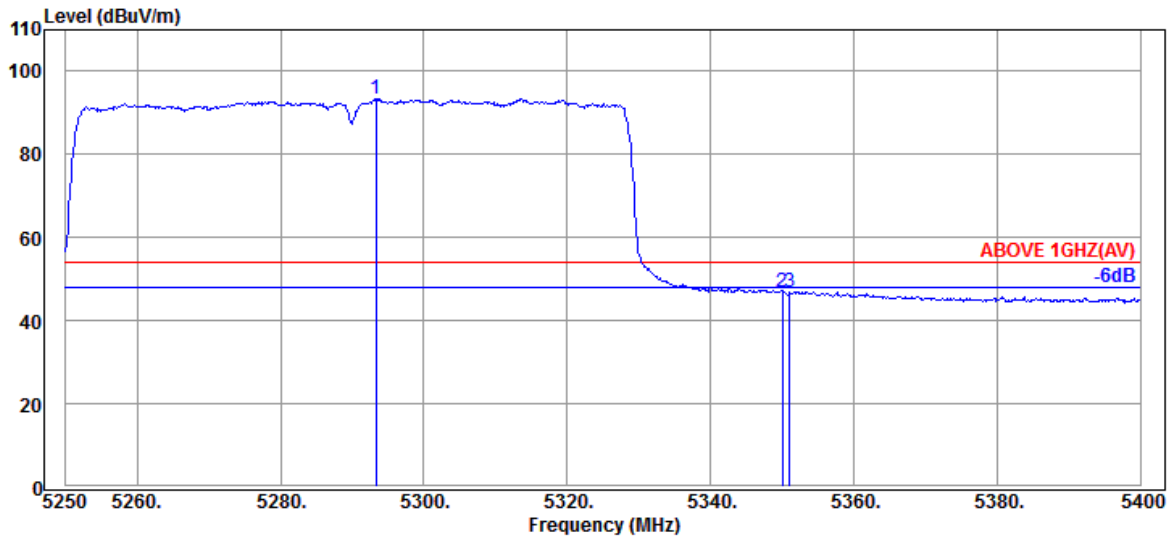
| Emission Frequency (MHz) | Antenna Factor (dB/m) | Cable Loss (dB) | Meter Reading (dBμV) | Emission Level (dBμV/m) | Limits (dBμV/m) | Margin (dB) | Detector |
|--------------------------|-----------------------|-----------------|----------------------|-------------------------|-----------------|-------------|----------|
| 5147.70 | 34.45 | 13.22 | 4.52 | 52.19 | 54.00 | 1.81 | Average |
| 5149.95 | 34.45 | 13.22 | 4.21 | 51.88 | 54.00 | 2.12 | Average |
| 5233.20 | 34.53 | 13.18 | 48.62 | 96.33 | --- | --- | Average |

| | | | |
|------|----------------|-----------|------------|
| Mode | 802.11ac-VHT80 | UNII Band | II-2A |
| | CDD | Frequency | TX 5290MHz |



Antenna at Horizontal Polarization

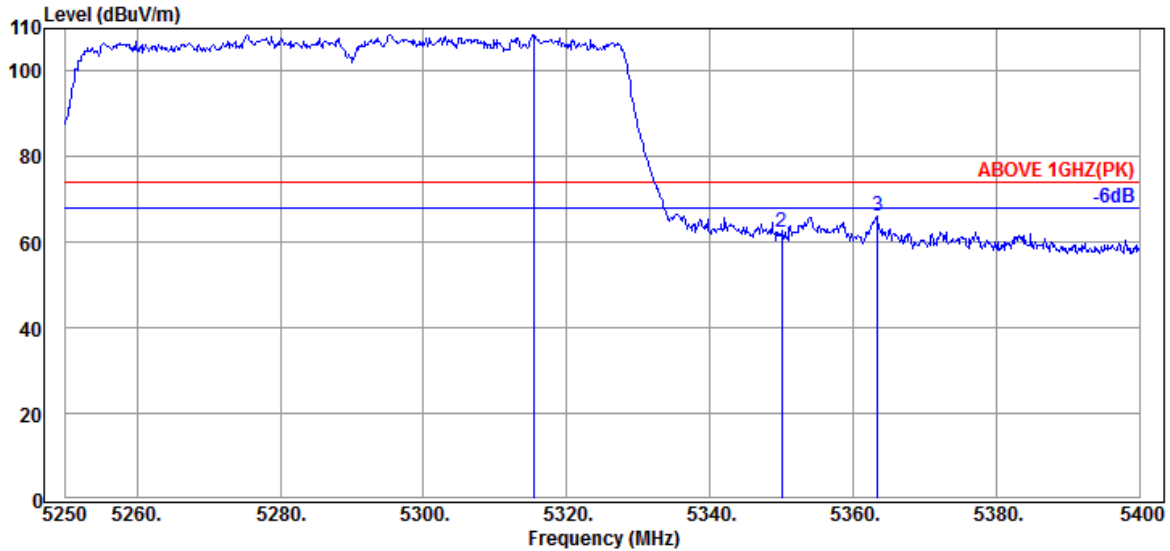
| Emission Frequency (MHz) | Antenna Factor (dB/m) | Cable Loss (dB) | Meter Reading (dBμV) | Emission Level (dBμV/m) | Limits (dBμV/m) | Margin (dB) | Detector |
|--------------------------|-----------------------|-----------------|----------------------|-------------------------|-----------------|-------------|----------|
| 5315.40 | 34.62 | 13.22 | 55.88 | 103.72 | --- | --- | Peak |
| 5350.05 | 34.65 | 13.31 | 7.55 | 55.51 | 74.00 | 18.49 | Peak |
| 5354.25 | 34.65 | 13.31 | 11.79 | 59.75 | 74.00 | 14.25 | Peak |



Antenna at Horizontal Polarization

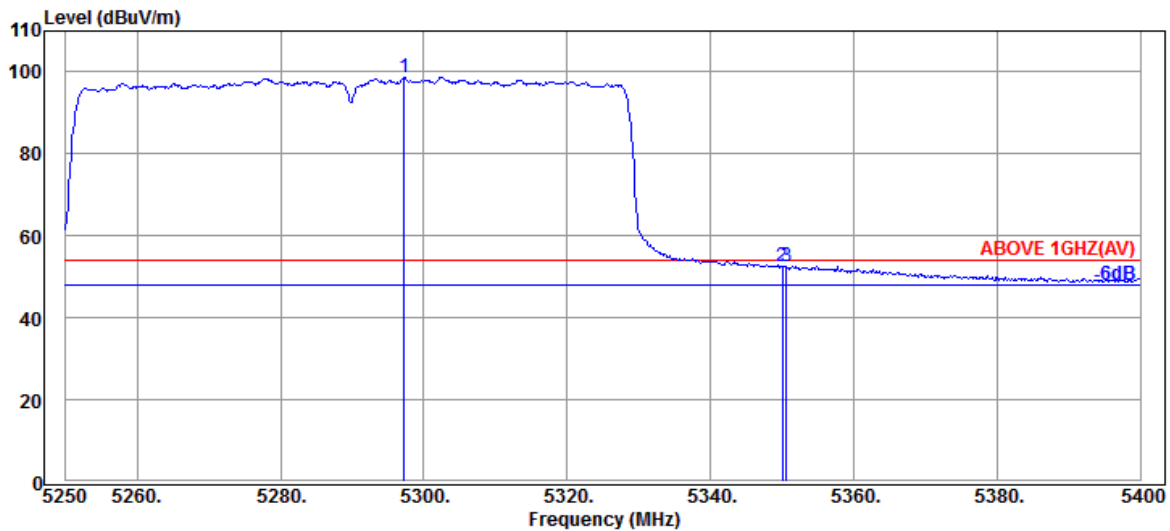
| Emission Frequency (MHz) | Antenna Factor (dB/m) | Cable Loss (dB) | Meter Reading (dBμV) | Emission Level (dBμV/m) | Limits (dBμV/m) | Margin (dB) | Detector |
|--------------------------|-----------------------|-----------------|----------------------|-------------------------|-----------------|-------------|----------|
| 5293.35 | 34.60 | 13.17 | 45.50 | 93.27 | --- | --- | Average |
| 5350.05 | 34.65 | 13.31 | -1.00 | 46.96 | 54.00 | 7.04 | Average |
| 5351.10 | 34.65 | 13.31 | -1.01 | 46.95 | 54.00 | 7.05 | Average |

| | | | |
|------|----------------|-----------|------------|
| Mode | 802.11ac-VHT80 | UNII Band | II-2A |
| | CDD | Frequency | TX 5290MHz |



Antenna at Vertical Polarization

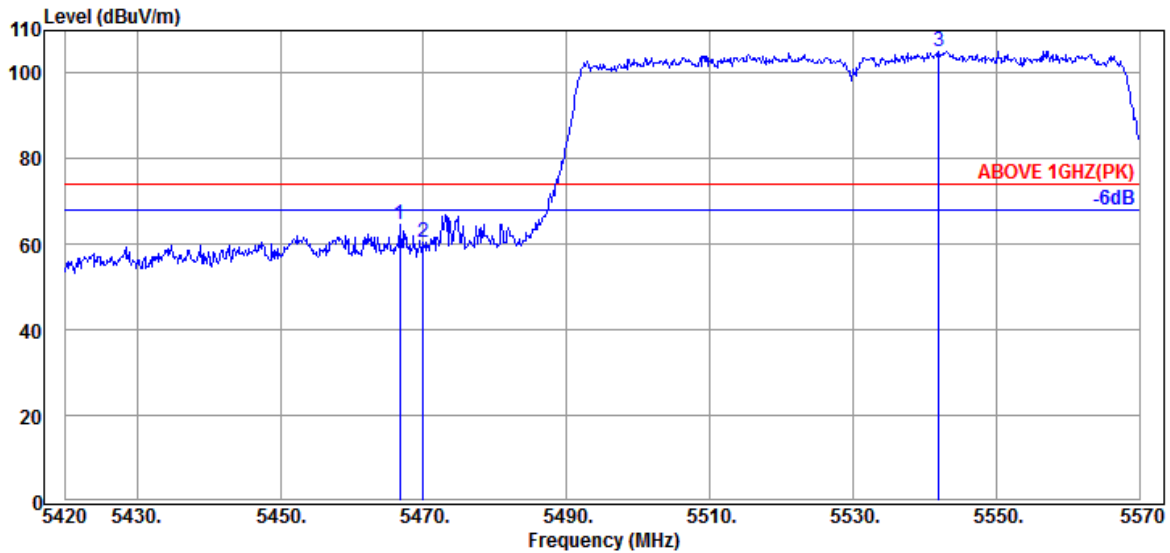
| Emission Frequency (MHz) | Antenna Factor (dB/m) | Cable Loss (dB) | Meter Reading (dBμV) | Emission Level (dBμV/m) | Limits (dBμV/m) | Margin (dB) | Detector |
|--------------------------|-----------------------|-----------------|----------------------|-------------------------|-----------------|-------------|----------|
| 5315.40 | 34.62 | 13.22 | 60.69 | 108.53 | --- | --- | Peak |
| 5350.05 | 34.65 | 13.31 | 14.33 | 62.29 | 74.00 | 11.71 | Peak |
| 5363.40 | 34.67 | 13.35 | 17.98 | 66.00 | 74.00 | 8.00 | Peak |



Antenna at Vertical Polarization

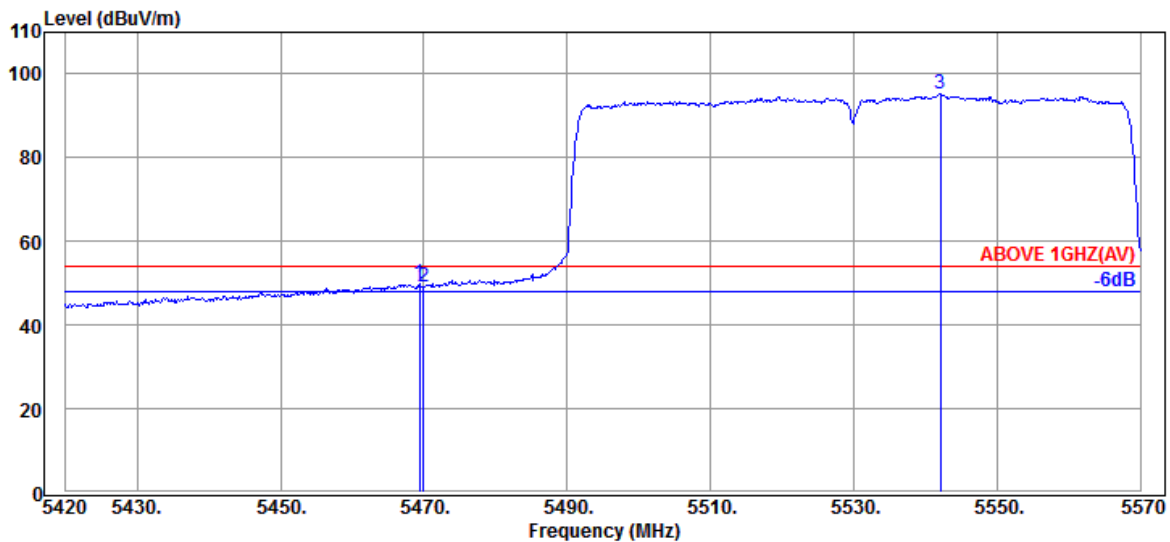
| Emission Frequency (MHz) | Antenna Factor (dB/m) | Cable Loss (dB) | Meter Reading (dBμV) | Emission Level (dBμV/m) | Limits (dBμV/m) | Margin (dB) | Detector |
|--------------------------|-----------------------|-----------------|----------------------|-------------------------|-----------------|-------------|----------|
| 5297.25 | 34.60 | 13.17 | 50.90 | 98.67 | --- | --- | Average |
| 5350.05 | 34.65 | 13.31 | 4.70 | 52.66 | 54.00 | 1.34 | Average |
| 5350.65 | 34.65 | 13.31 | 4.62 | 52.58 | 54.00 | 1.42 | Average |

| | | | |
|------|----------------|-----------|------------|
| Mode | 802.11ac-VHT80 | UNII Band | II-2C |
| | CDD | Frequency | TX 5530MHz |



Antenna at Horizontal Polarization

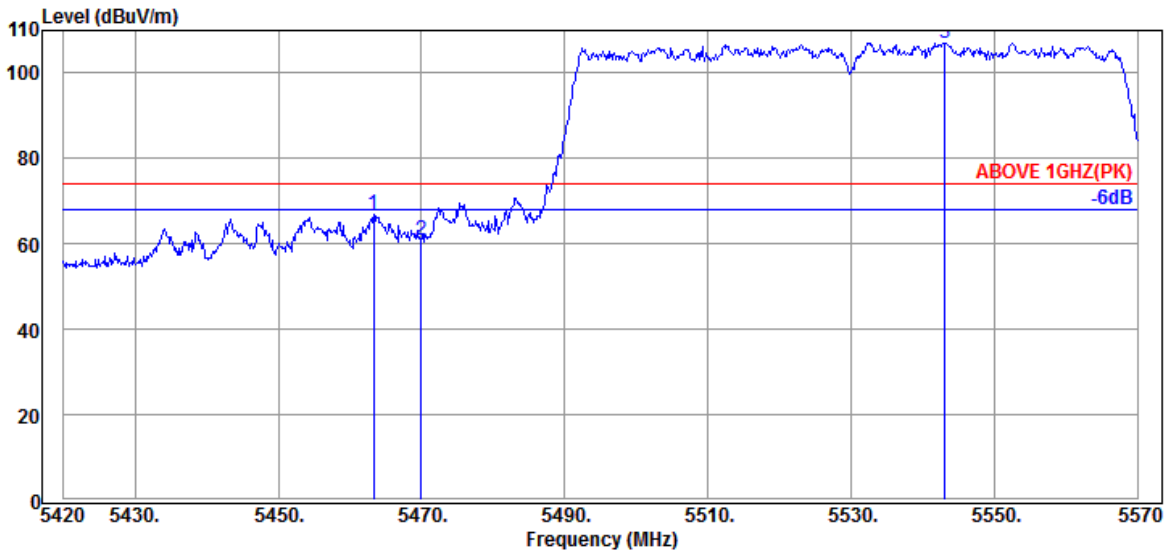
| Emission Frequency (MHz) | Antenna Factor (dB/m) | Cable Loss (dB) | Meter Reading (dBμV) | Emission Level (dBμV/m) | Limits (dBμV/m) | Margin (dB) | Detector |
|--------------------------|-----------------------|-----------------|----------------------|-------------------------|-----------------|-------------|----------|
| 5466.65 | 34.77 | 13.51 | 16.30 | 64.58 | 74.00 | 9.42 | Peak |
| 5469.95 | 34.77 | 13.51 | 12.20 | 60.48 | 74.00 | 13.52 | Peak |
| 5541.95 | 34.84 | 13.61 | 56.61 | 105.06 | --- | --- | Peak |



Antenna at Horizontal Polarization

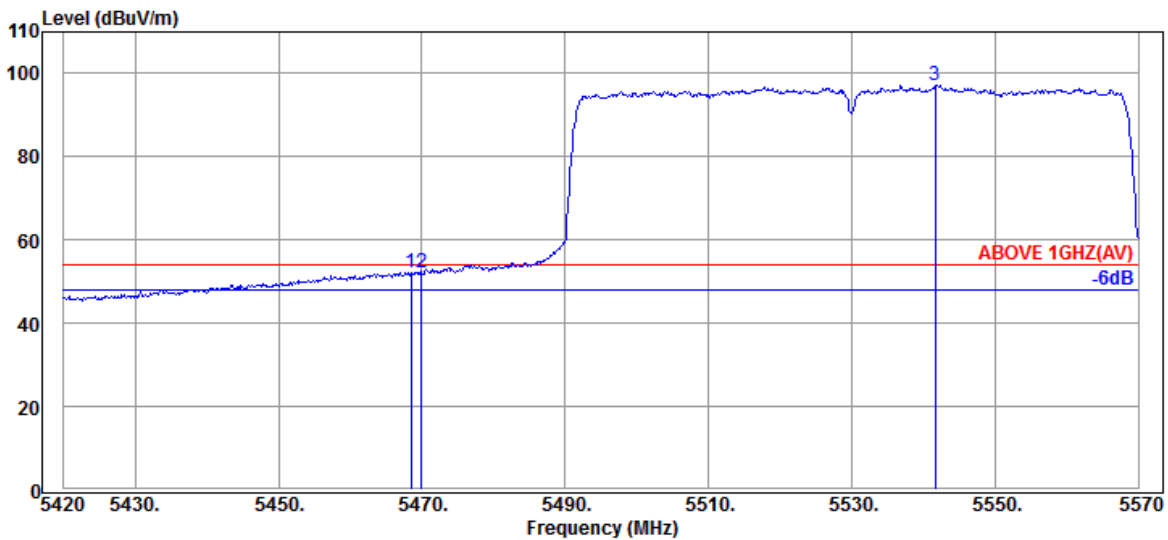
| Emission Frequency (MHz) | Antenna Factor (dB/m) | Cable Loss (dB) | Meter Reading (dBμV) | Emission Level (dBμV/m) | Limits (dBμV/m) | Margin (dB) | Detector |
|--------------------------|-----------------------|-----------------|----------------------|-------------------------|-----------------|-------------|----------|
| 5469.35 | 34.77 | 13.51 | 1.61 | 49.89 | 54.00 | 4.11 | Average |
| 5469.95 | 34.77 | 13.51 | 0.72 | 49.00 | 54.00 | 5.00 | Average |
| 5542.10 | 34.84 | 13.61 | 46.84 | 95.29 | --- | --- | Average |

| | | | |
|------|----------------|-----------|------------|
| Mode | 802.11ac-VHT80 | UNII Band | II-2C |
| | CDD | Frequency | TX 5530MHz |



Antenna at Vertical Polarization

| Emission Frequency (MHz) | Antenna Factor (dB/m) | Cable Loss (dB) | Meter Reading (dBμV) | Emission Level (dBμV/m) | Limits (dBμV/m) | Margin (dB) | Detector |
|--------------------------|-----------------------|-----------------|----------------------|-------------------------|-----------------|-------------|----------|
| 5463.35 | 34.77 | 13.51 | 18.81 | 67.09 | 74.00 | 6.91 | Peak |
| 5469.95 | 34.77 | 13.51 | 12.59 | 60.87 | 74.00 | 13.13 | Peak |
| 5543.15 | 34.84 | 13.61 | 58.69 | 107.14 | --- | --- | Peak |

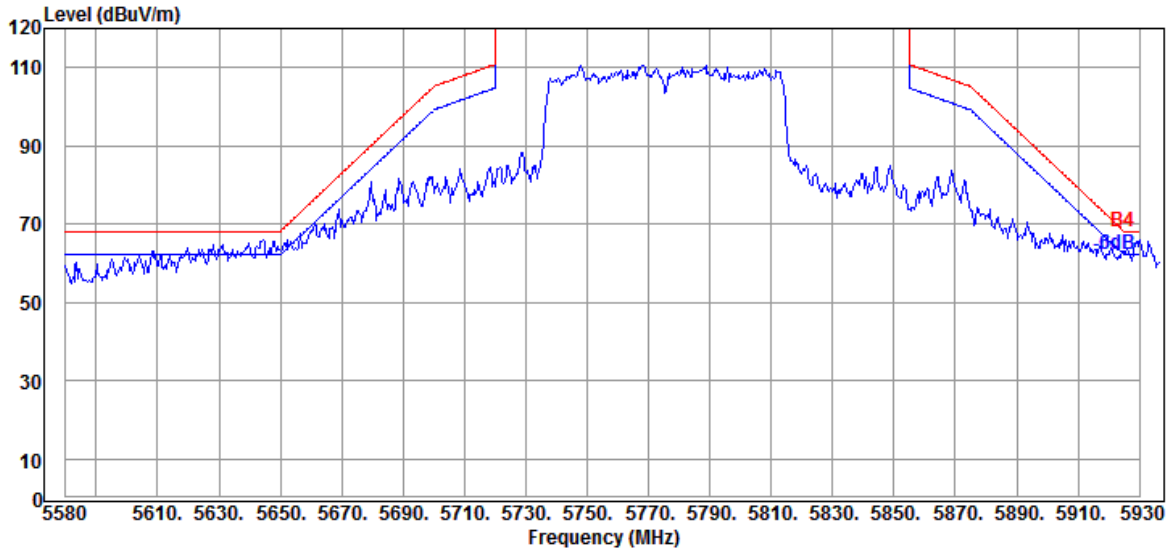


Antenna at Vertical Polarization

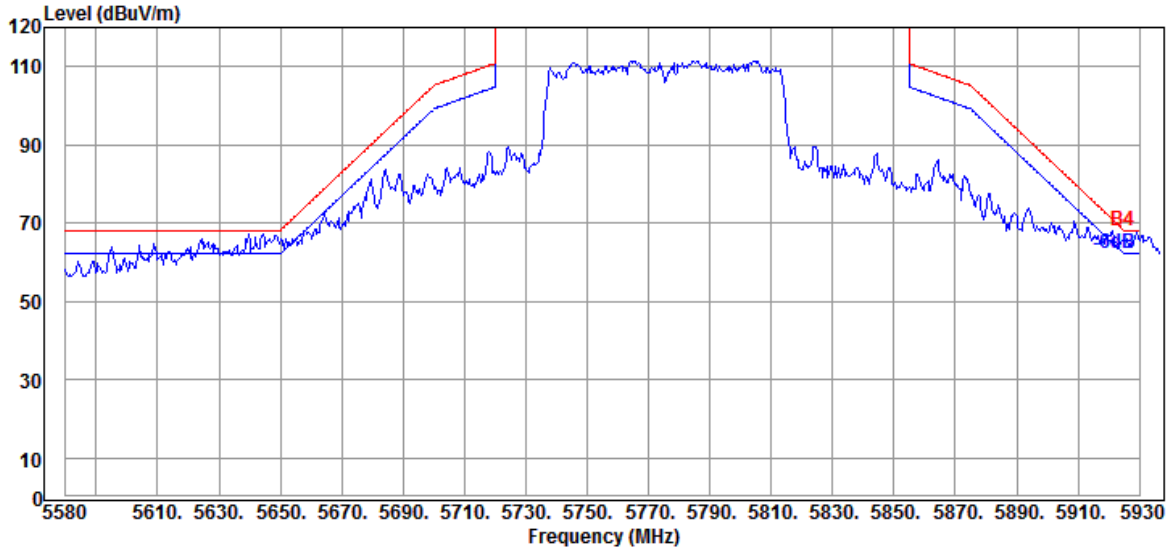
| Emission Frequency (MHz) | Antenna Factor (dB/m) | Cable Loss (dB) | Meter Reading (dBμV) | Emission Level (dBμV/m) | Limits (dBμV/m) | Margin (dB) | Detector |
|--------------------------|-----------------------|-----------------|----------------------|-------------------------|-----------------|-------------|----------|
| 5468.45 | 34.77 | 13.51 | 4.04 | 52.32 | 54.00 | 1.68 | Average |
| 5469.95 | 34.77 | 13.51 | 4.02 | 52.30 | 54.00 | 1.70 | Average |
| 5541.65 | 34.84 | 13.61 | 48.67 | 97.12 | --- | --- | Average |

| | | | |
|------|----------------|-----------|------------|
| Mode | 802.11ac-VHT80 | UNII Band | III |
| | CDD | Frequency | TX 5775MHz |

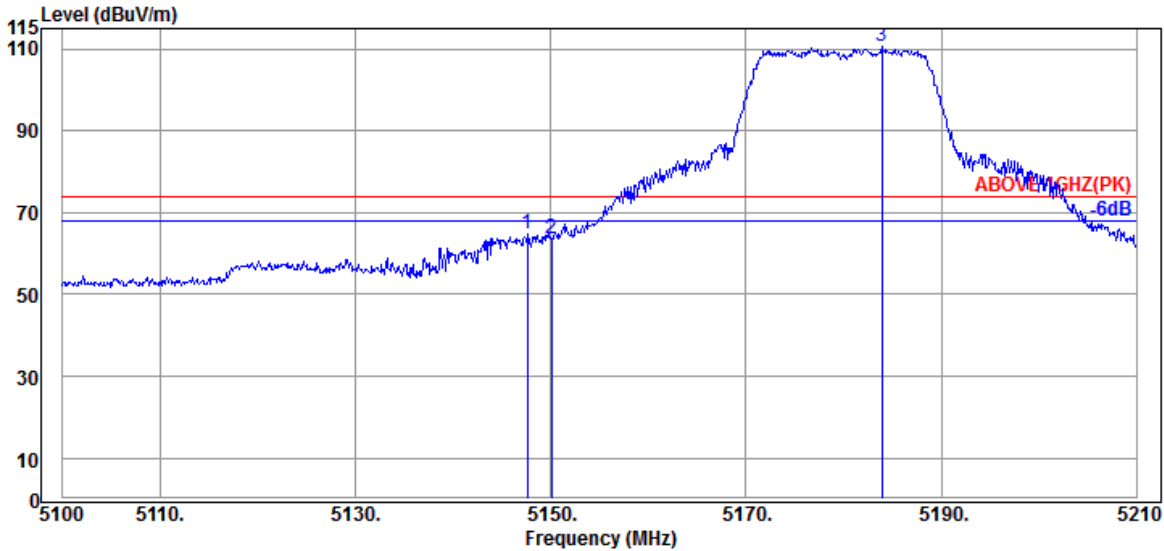
Antenna at Horizontal Polarization



Antenna at Vertical Polarization

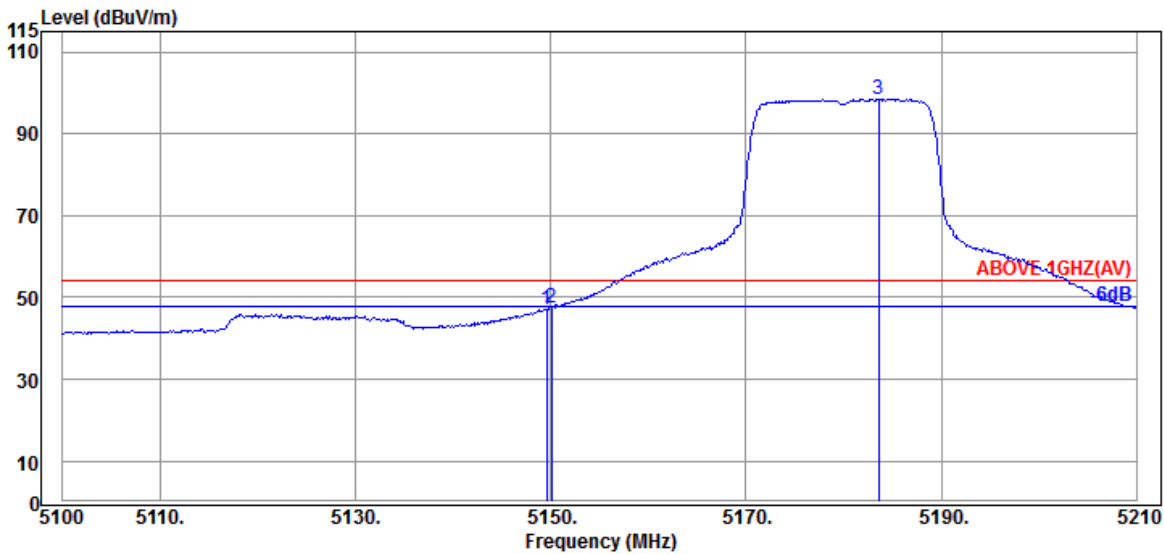


| | | | |
|------|--------------|-----------|------------|
| Mode | 802.11n-HT20 | UNII Band | I |
| | SDM | Frequency | TX 5180MHz |



Antenna at Horizontal Polarization

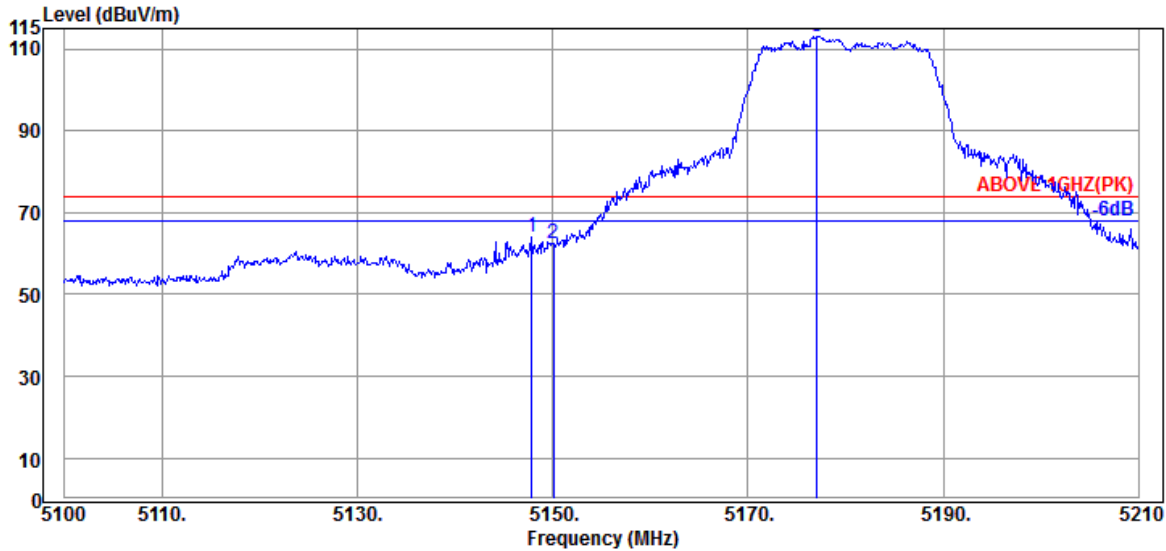
| Emission Frequency (MHz) | Antenna Factor (dB/m) | Cable Loss (dB) | Meter Reading (dBμV) | Emission Level (dBμV/m) | Limits (dBμV/m) | Margin (dB) | Detector |
|--------------------------|-----------------------|-----------------|----------------------|-------------------------|-----------------|-------------|----------|
| 5147.63 | 34.46 | 9.83 | 20.38 | 64.67 | 74.00 | 9.33 | Peak |
| 5150.05 | 34.46 | 9.83 | 19.52 | 63.81 | 74.00 | 10.19 | Peak |
| 5183.93 | 34.47 | 9.88 | 66.21 | 110.56 | --- | --- | Peak |



Antenna at Horizontal Polarization

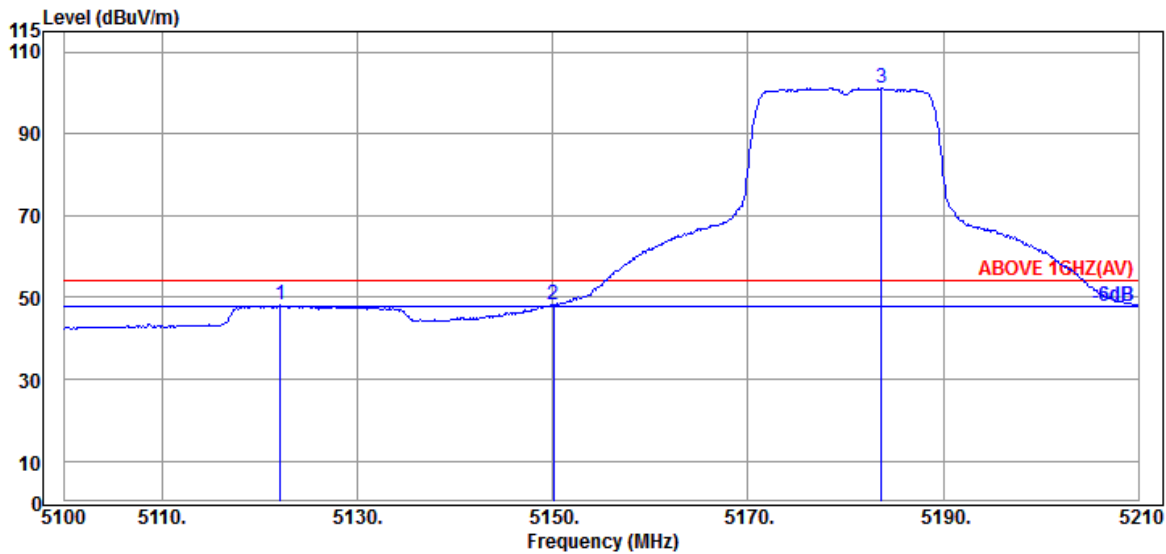
| Emission Frequency (MHz) | Antenna Factor (dB/m) | Cable Loss (dB) | Meter Reading (dBμV) | Emission Level (dBμV/m) | Limits (dBμV/m) | Margin (dB) | Detector |
|--------------------------|-----------------------|-----------------|----------------------|-------------------------|-----------------|-------------|----------|
| 5149.61 | 34.46 | 9.83 | 2.93 | 47.22 | 54.00 | 6.78 | Average |
| 5150.05 | 34.46 | 9.83 | 3.29 | 47.58 | 54.00 | 6.42 | Average |
| 5183.60 | 34.47 | 9.88 | 54.20 | 98.55 | --- | --- | Average |

| | | | |
|------|--------------|-----------|------------|
| Mode | 802.11n-HT20 | UNII Band | I |
| | SDM | Frequency | TX 5180MHz |



Antenna at Vertical Polarization

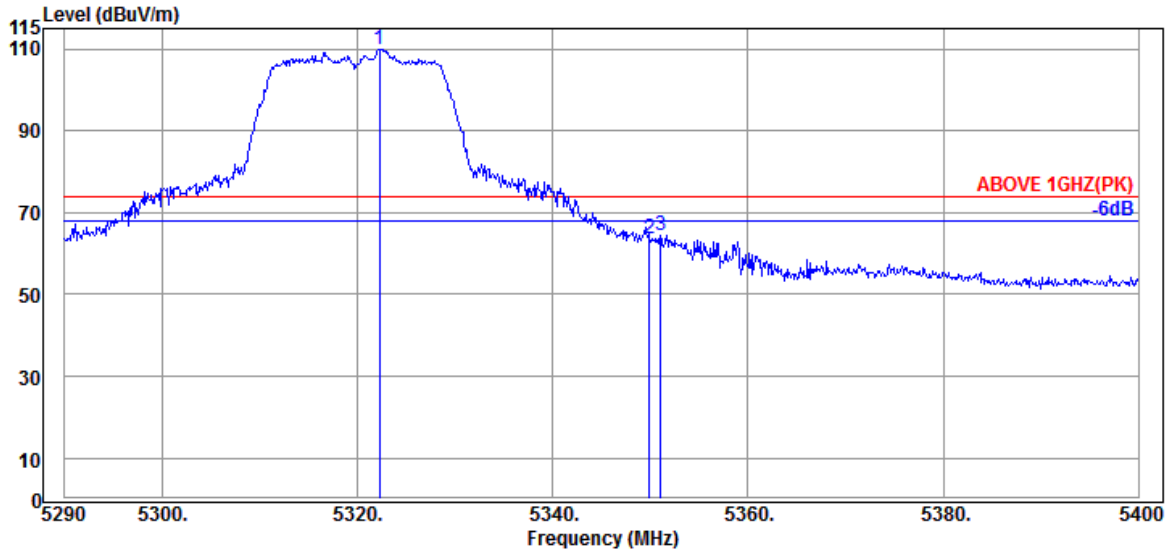
| Emission Frequency (MHz) | Antenna Factor (dB/m) | Cable Loss (dB) | Meter Reading (dBμV) | Emission Level (dBμV/m) | Limits (dBμV/m) | Margin (dB) | Detector |
|--------------------------|-----------------------|-----------------|----------------------|-------------------------|-----------------|-------------|----------|
| 5147.85 | 34.46 | 9.83 | 19.56 | 63.85 | 74.00 | 10.15 | Peak |
| 5150.05 | 34.46 | 9.83 | 18.02 | 62.31 | 74.00 | 11.69 | Peak |
| 5177.11 | 34.47 | 9.88 | 68.70 | 113.05 | --- | --- | Peak |



Antenna at Vertical Polarization

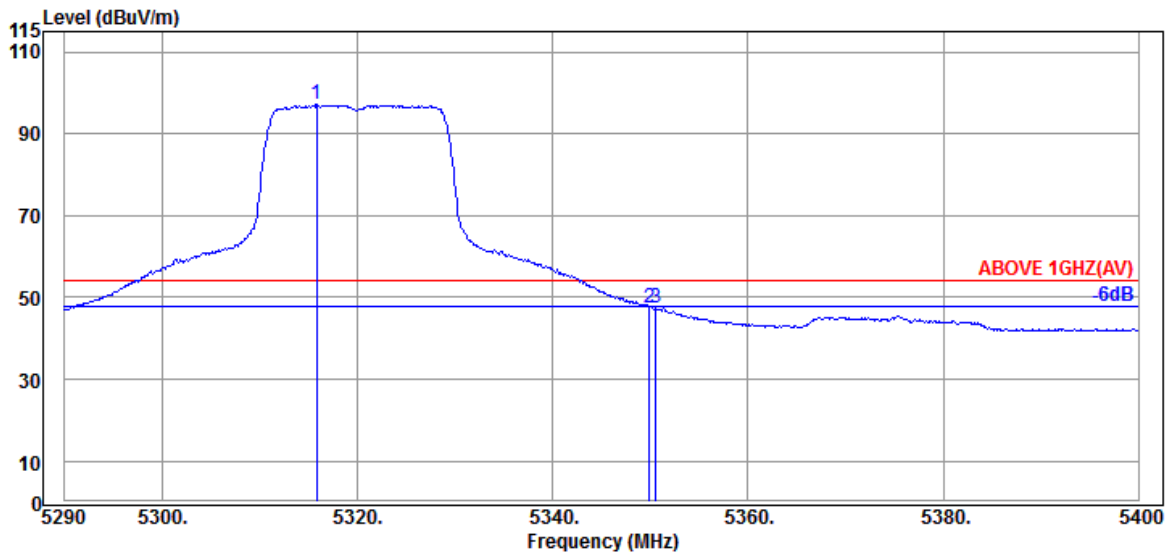
| Emission Frequency (MHz) | Antenna Factor (dB/m) | Cable Loss (dB) | Meter Reading (dBμV) | Emission Level (dBμV/m) | Limits (dBμV/m) | Margin (dB) | Detector |
|--------------------------|-----------------------|-----------------|----------------------|-------------------------|-----------------|-------------|----------|
| 5122.11 | 34.45 | 9.78 | 3.89 | 48.12 | 54.00 | 5.88 | Average |
| 5150.05 | 34.46 | 9.83 | 3.77 | 48.06 | 54.00 | 5.94 | Average |
| 5183.71 | 34.47 | 9.88 | 56.91 | 101.26 | --- | --- | Average |

| | | | |
|------|--------------|-----------|------------|
| Mode | 802.11n-HT20 | UNII Band | II-2A |
| | SDM | Frequency | TX 5320MHz |



Antenna at Horizontal Polarization

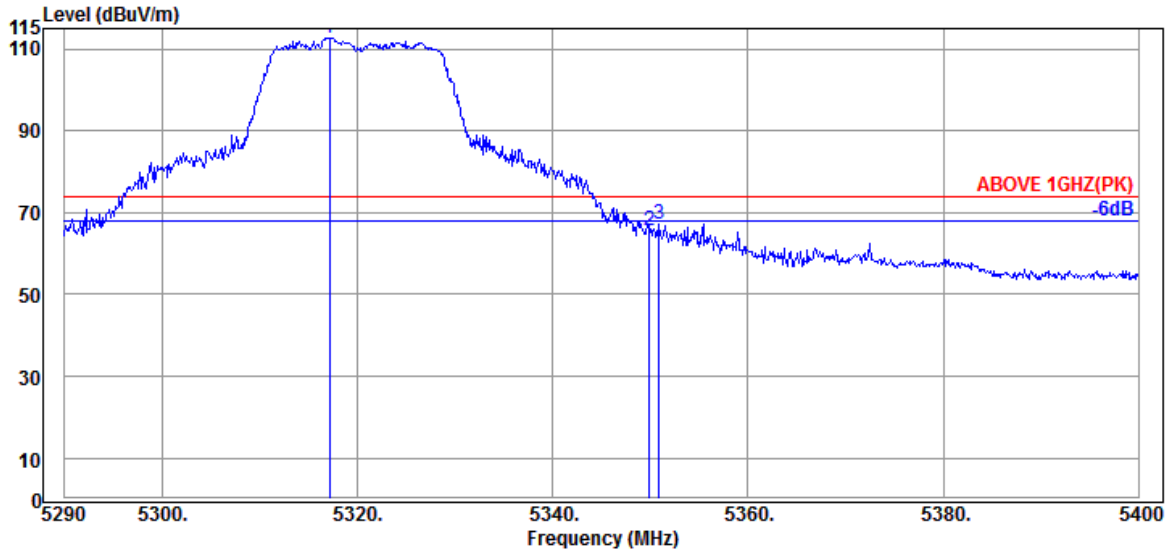
| Emission Frequency (MHz) | Antenna Factor (dB/m) | Cable Loss (dB) | Meter Reading (dBμV) | Emission Level (dBμV/m) | Limits (dBμV/m) | Margin (dB) | Detector |
|--------------------------|-----------------------|-----------------|----------------------|-------------------------|-----------------|-------------|----------|
| 5322.23 | 34.53 | 10.08 | 65.41 | 110.02 | --- | --- | Peak |
| 5349.95 | 34.54 | 10.13 | 18.89 | 63.56 | 74.00 | 10.44 | Peak |
| 5351.05 | 34.54 | 10.13 | 19.79 | 64.46 | 74.00 | 9.54 | Peak |



Antenna at Horizontal Polarization

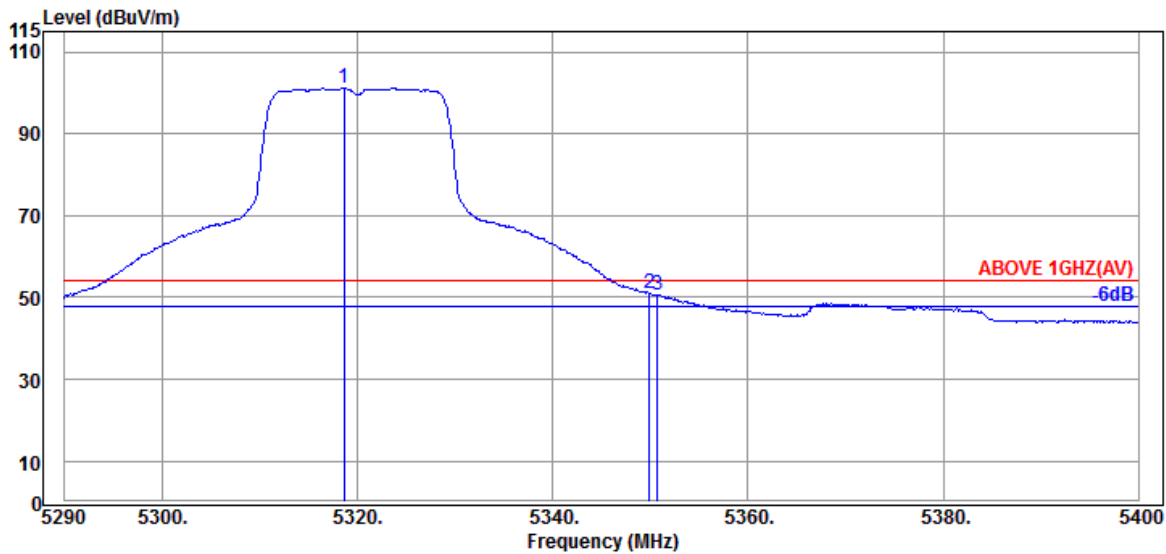
| Emission Frequency (MHz) | Antenna Factor (dB/m) | Cable Loss (dB) | Meter Reading (dBμV) | Emission Level (dBμV/m) | Limits (dBμV/m) | Margin (dB) | Detector |
|--------------------------|-----------------------|-----------------|----------------------|-------------------------|-----------------|-------------|----------|
| 5315.85 | 34.53 | 10.08 | 52.47 | 97.08 | --- | --- | Average |
| 5349.95 | 34.54 | 10.13 | 2.90 | 47.57 | 54.00 | 6.43 | Average |
| 5350.61 | 34.54 | 10.13 | 2.59 | 47.26 | 54.00 | 6.74 | Average |

| | | | |
|------|--------------|-----------|------------|
| Mode | 802.11n-HT20 | UNII Band | II-2A |
| | SDM | Frequency | TX 5320MHz |



Antenna at Vertical Polarization

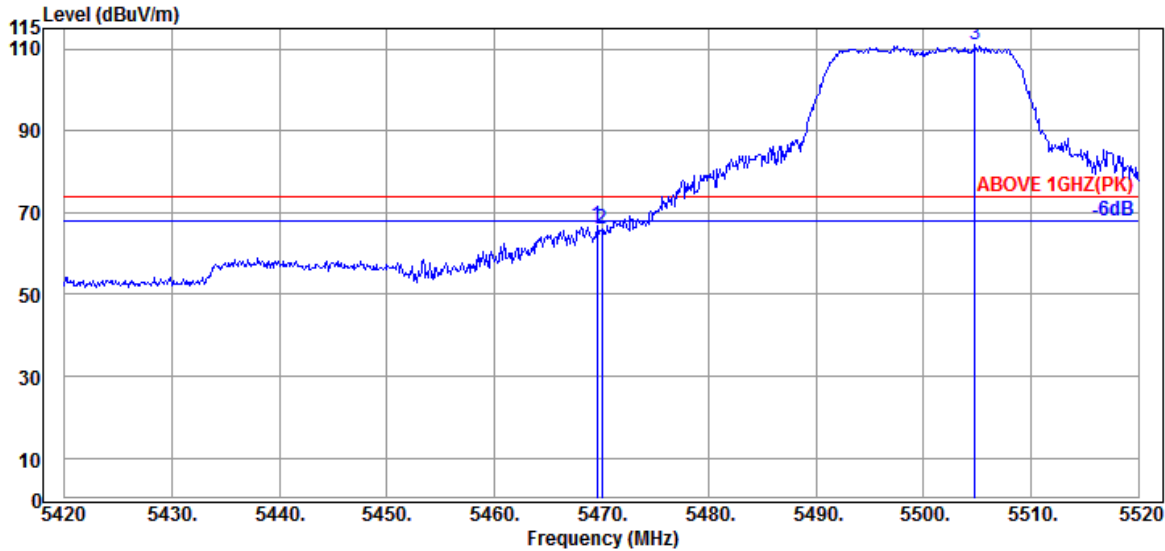
| Emission Frequency (MHz) | Antenna Factor (dB/m) | Cable Loss (dB) | Meter Reading (dBμV) | Emission Level (dBμV/m) | Limits (dBμV/m) | Margin (dB) | Detector |
|--------------------------|-----------------------|-----------------|----------------------|-------------------------|-----------------|-------------|----------|
| 5317.17 | 34.53 | 10.08 | 68.16 | 112.77 | --- | --- | Peak |
| 5349.95 | 34.54 | 10.13 | 20.89 | 65.56 | 74.00 | 8.44 | Peak |
| 5350.94 | 34.54 | 10.13 | 22.42 | 67.09 | 74.00 | 6.91 | Peak |



Antenna at Vertical Polarization

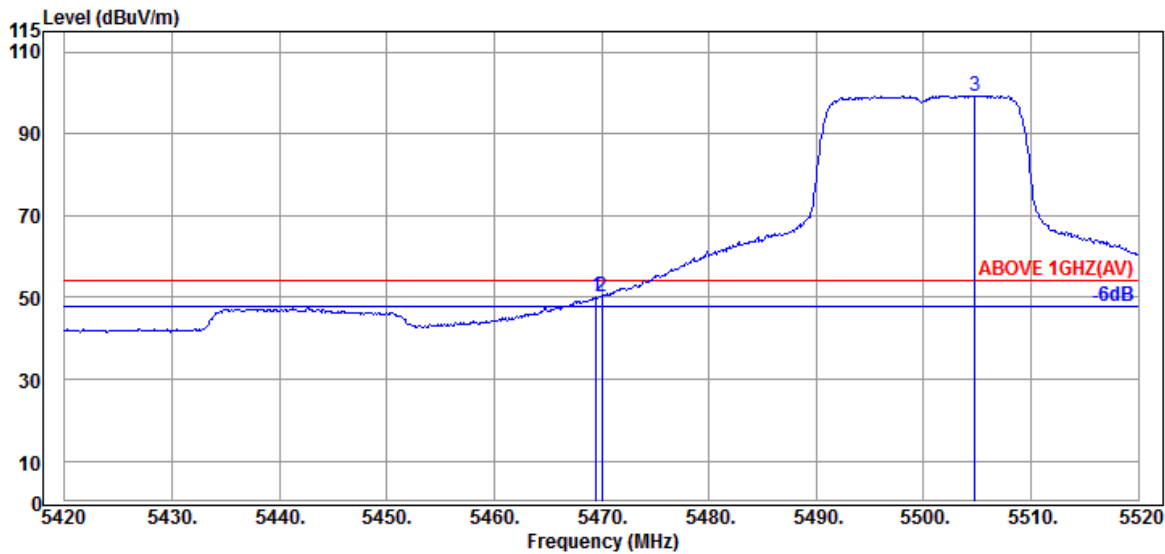
| Emission Frequency (MHz) | Antenna Factor (dB/m) | Cable Loss (dB) | Meter Reading (dBμV) | Emission Level (dBμV/m) | Limits (dBμV/m) | Margin (dB) | Detector |
|--------------------------|-----------------------|-----------------|----------------------|-------------------------|-----------------|-------------|----------|
| 5318.60 | 34.53 | 10.08 | 56.58 | 101.19 | 54.00 | --- | Average |
| 5349.95 | 34.54 | 10.13 | 6.49 | 51.16 | 54.00 | 2.84 | Average |
| 5350.72 | 34.54 | 10.13 | 5.94 | 50.61 | 54.00 | 3.39 | Average |

| | | | |
|------|--------------|-----------|------------|
| Mode | 802.11n-HT20 | UNII Band | II-2C |
| | SDM | Frequency | TX 5500MHz |



Antenna at Horizontal Polarization

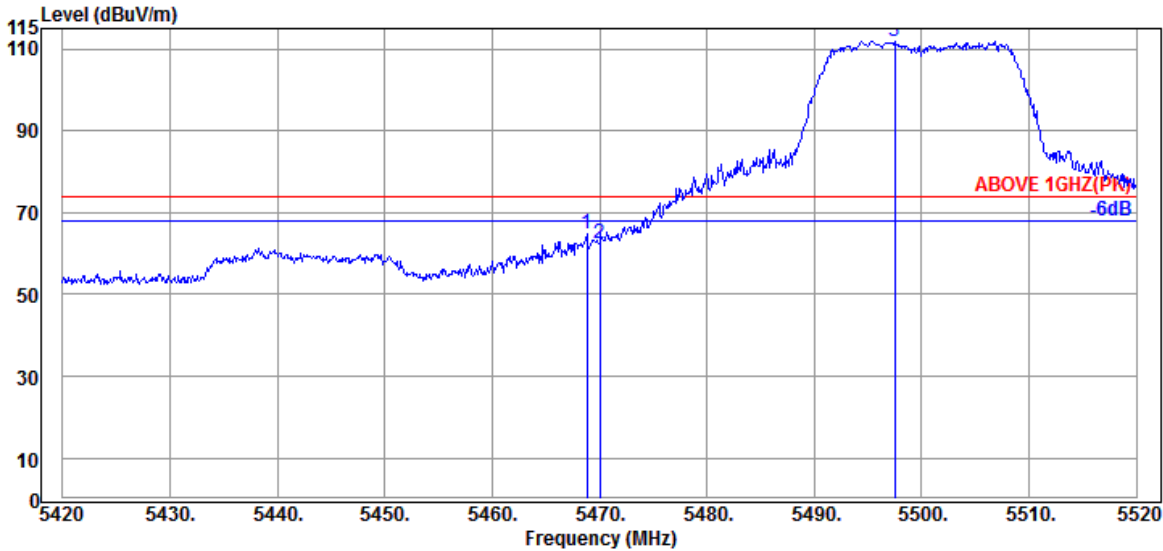
| Emission Frequency (MHz) | Antenna Factor (dB/m) | Cable Loss (dB) | Meter Reading (dBμV) | Emission Level (dBμV/m) | Limits (dBμV/m) | Margin (dB) | Detector |
|--------------------------|-----------------------|-----------------|----------------------|-------------------------|-----------------|-------------|----------|
| 5469.60 | 34.59 | 10.30 | 21.95 | 66.84 | 74.00 | 7.16 | Peak |
| 5470.00 | 34.59 | 10.30 | 20.98 | 65.87 | 74.00 | 8.13 | Peak |
| 5504.80 | 34.60 | 10.35 | 66.08 | 111.03 | --- | --- | Peak |



Antenna at Horizontal Polarization

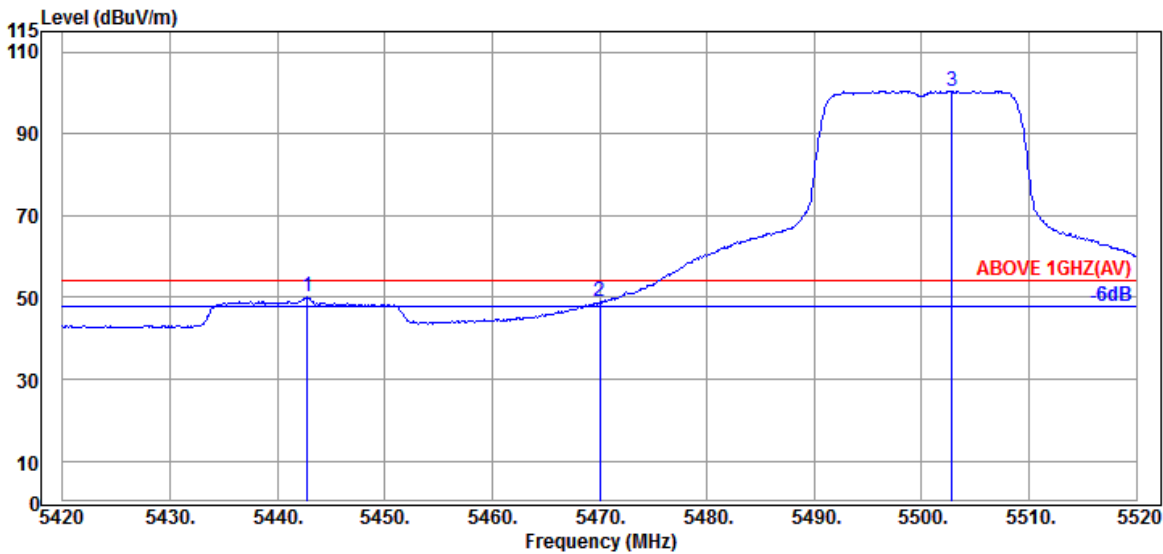
| Emission Frequency (MHz) | Antenna Factor (dB/m) | Cable Loss (dB) | Meter Reading (dBμV) | Emission Level (dBμV/m) | Limits (dBμV/m) | Margin (dB) | Detector |
|--------------------------|-----------------------|-----------------|----------------------|-------------------------|-----------------|-------------|----------|
| 5469.50 | 34.59 | 10.30 | 5.38 | 50.27 | 54.00 | 3.73 | Average |
| 5470.00 | 34.59 | 10.30 | 5.35 | 50.24 | 54.00 | 3.76 | Average |
| 5504.80 | 34.60 | 10.35 | 54.41 | 99.36 | --- | --- | Average |

| | | | |
|------|--------------|-----------|------------|
| Mode | 802.11n-HT20 | UNII Band | II-2C |
| | SDM | Frequency | TX 5500MHz |



Antenna at Vertical Polarization

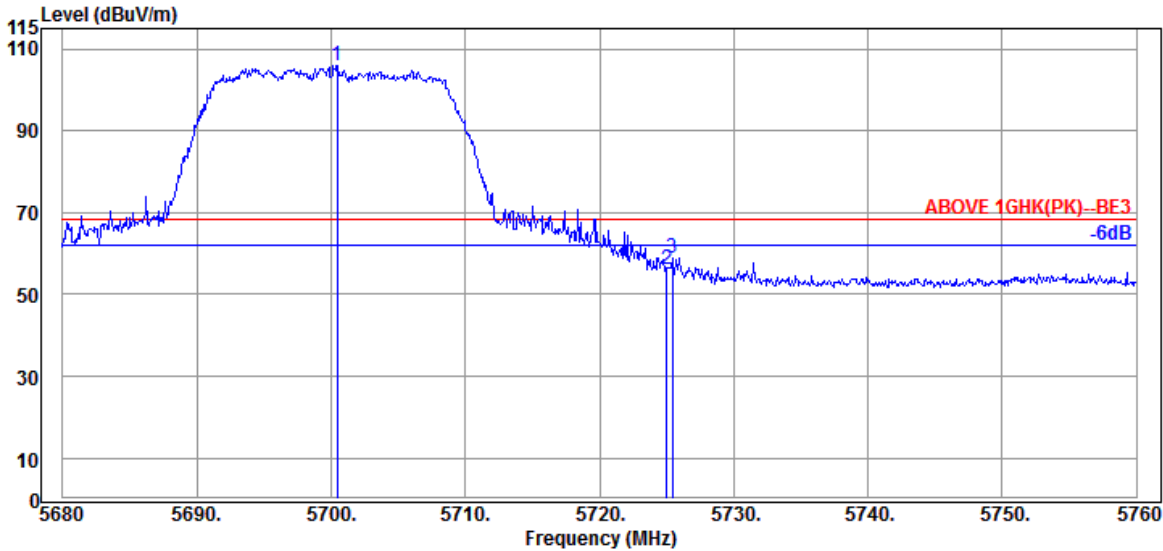
| Emission Frequency (MHz) | Antenna Factor (dB/m) | Cable Loss (dB) | Meter Reading (dBμV) | Emission Level (dBμV/m) | Limits (dBμV/m) | Margin (dB) | Detector |
|--------------------------|-----------------------|-----------------|----------------------|-------------------------|-----------------|-------------|----------|
| 5468.80 | 34.59 | 10.30 | 20.05 | 64.94 | 74.00 | 9.06 | Peak |
| 5470.00 | 34.59 | 10.30 | 17.55 | 62.44 | 74.00 | 11.56 | Peak |
| 5497.50 | 34.60 | 10.35 | 67.03 | 111.98 | --- | --- | Peak |



Antenna at Vertical Polarization

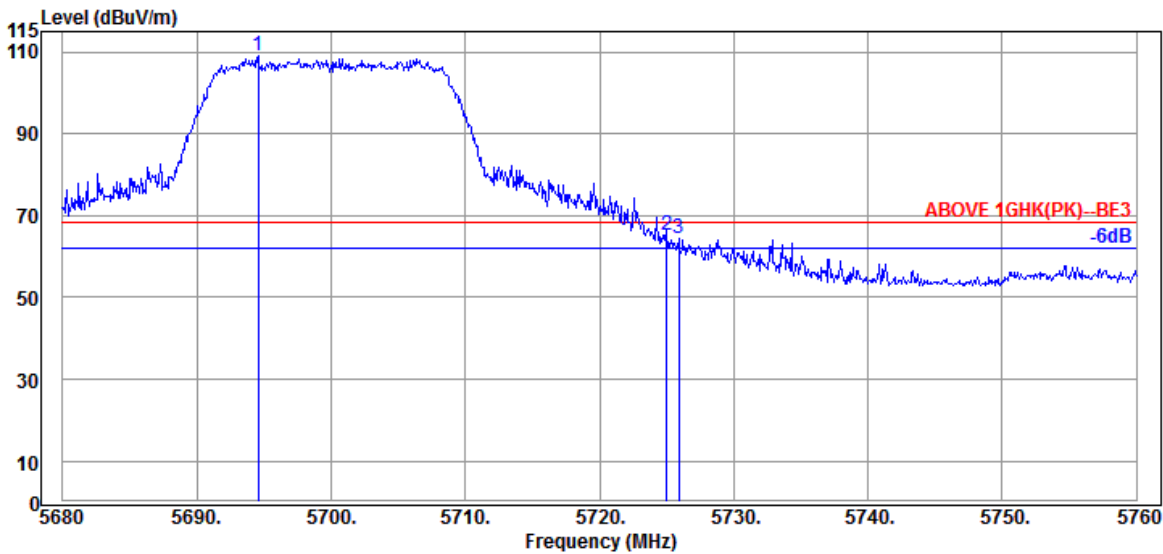
| Emission Frequency (MHz) | Antenna Factor (dB/m) | Cable Loss (dB) | Meter Reading (dBμV) | Emission Level (dBμV/m) | Limits (dBμV/m) | Margin (dB) | Detector |
|--------------------------|-----------------------|-----------------|----------------------|-------------------------|-----------------|-------------|----------|
| 5442.80 | 34.57 | 10.25 | 5.32 | 50.14 | 54.00 | 3.86 | Average |
| 5470.00 | 34.59 | 10.30 | 4.09 | 48.98 | 54.00 | 5.02 | Average |
| 5502.80 | 34.60 | 10.35 | 55.58 | 100.53 | --- | --- | Average |

| | | | |
|------|--------------|-----------|------------|
| Mode | 802.11n-HT20 | UNII Band | II-2C |
| | SDM | Frequency | TX 5700MHz |



Antenna at Horizontal Polarization

| Emission Frequency (MHz) | Antenna Factor (dB/m) | Cable Loss (dB) | Meter Reading (dBμV) | Emission Level (dBμV/m) | Limits (dBμV/m) | Margin (dB) | Detector |
|--------------------------|-----------------------|-----------------|----------------------|-------------------------|-----------------|-------------|----------|
| 5700.48 | 34.83 | 10.50 | 60.65 | 105.98 | 68.20 | --- | Peak |
| 5725.04 | 34.87 | 10.52 | 10.90 | 56.29 | 68.20 | 11.91 | Peak |
| 5725.44 | 34.87 | 10.52 | 13.63 | 59.02 | 68.20 | 9.18 | Peak |

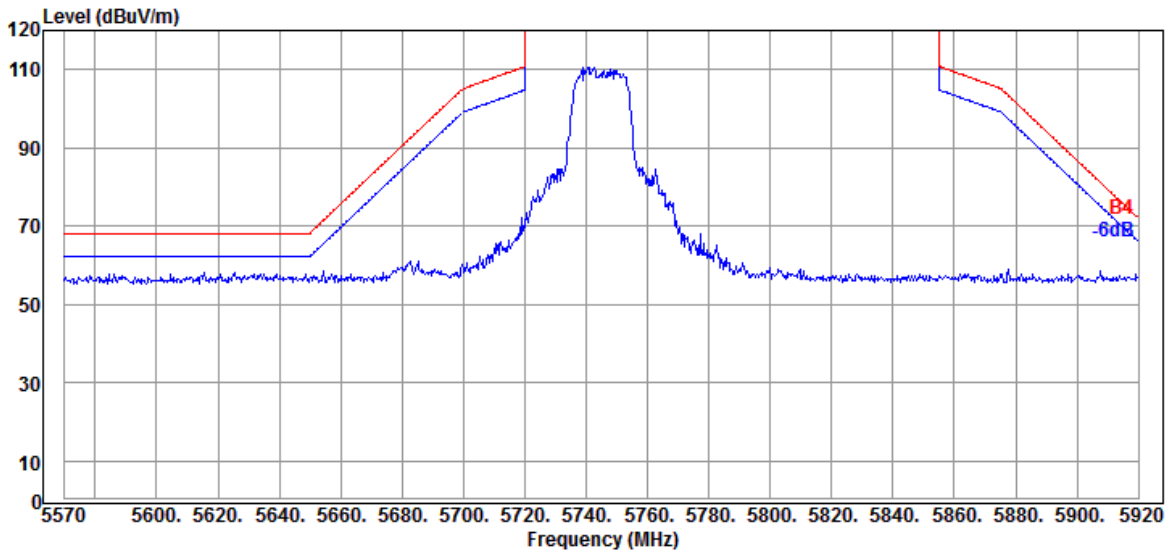


Antenna at Vertical Polarization

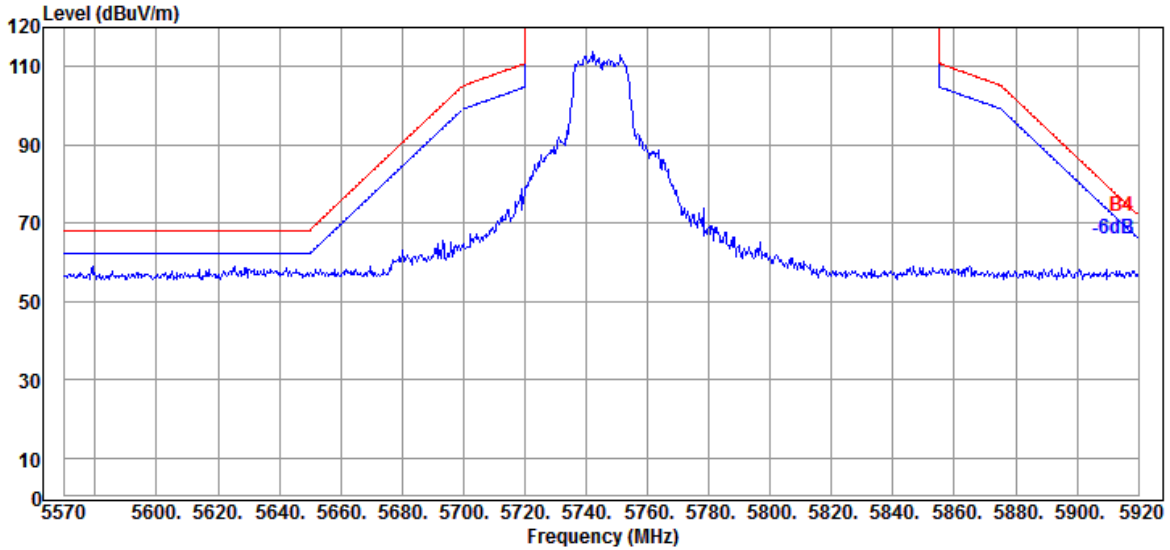
| Emission Frequency (MHz) | Antenna Factor (dB/m) | Cable Loss (dB) | Meter Reading (dBμV) | Emission Level (dBμV/m) | Limits (dBμV/m) | Margin (dB) | Detector |
|--------------------------|-----------------------|-----------------|----------------------|-------------------------|-----------------|-------------|----------|
| 5694.56 | 34.83 | 10.50 | 63.64 | 108.97 | 68.20 | --- | Peak |
| 5725.04 | 34.87 | 10.52 | 19.96 | 65.35 | 68.20 | 2.85 | Peak |
| 5725.92 | 34.87 | 10.52 | 18.91 | 64.30 | 68.20 | 3.90 | Peak |

| | | | |
|------|--------------|-----------|------------|
| Mode | 802.11n-HT20 | UNII Band | III |
| | SDM | Frequency | TX 5745MHz |

Antenna at Horizontal Polarization

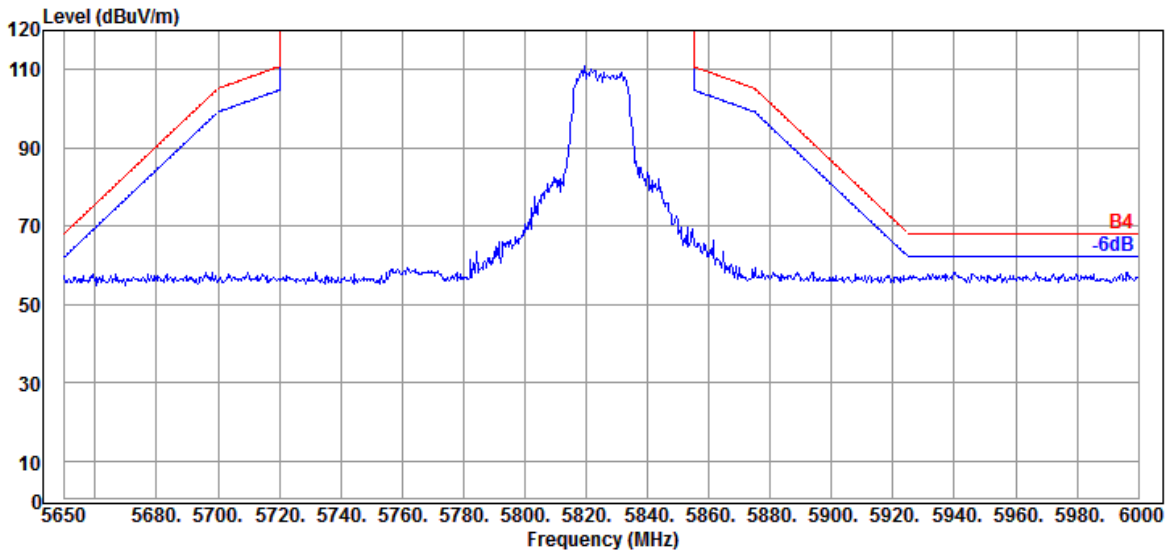


Antenna at Vertical Polarization

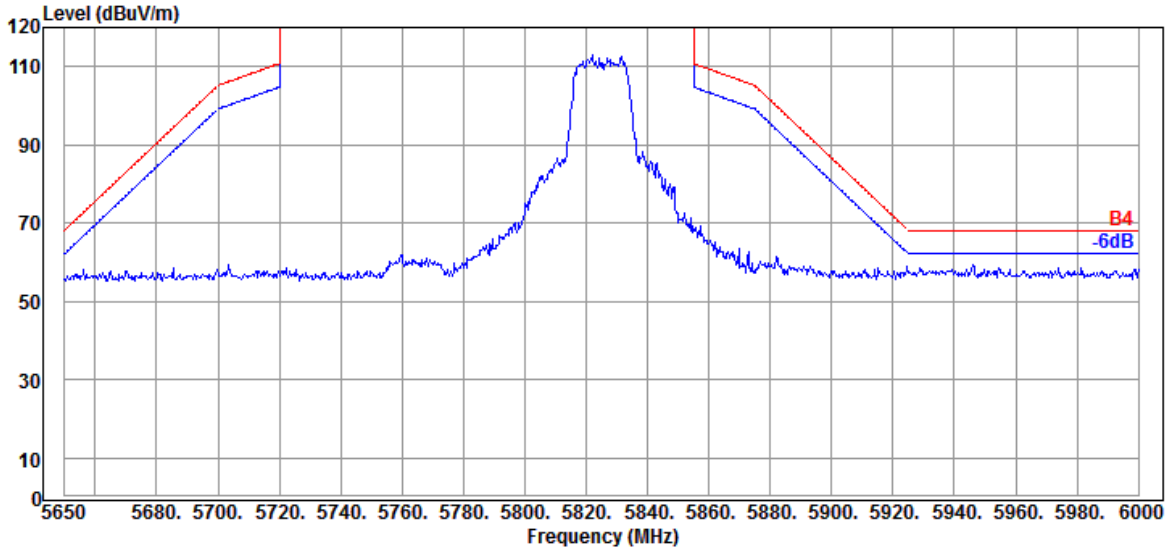


| | | | |
|------|--------------|-----------|------------|
| Mode | 802.11n-HT20 | UNII Band | III |
| | SDM | Frequency | TX 5825MHz |

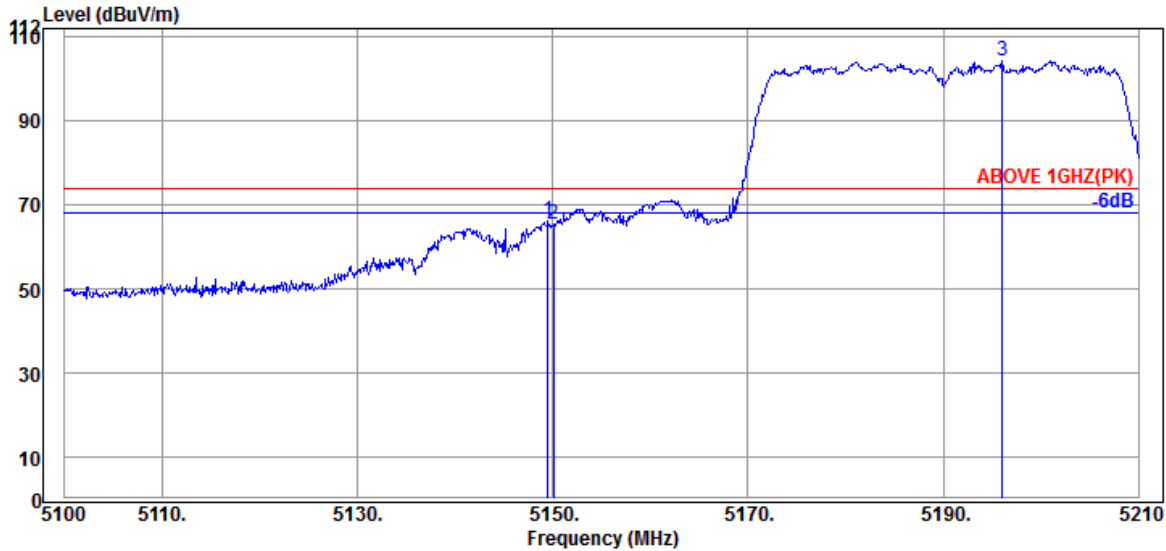
Antenna at Horizontal Polarization



Antenna at Vertical Polarization

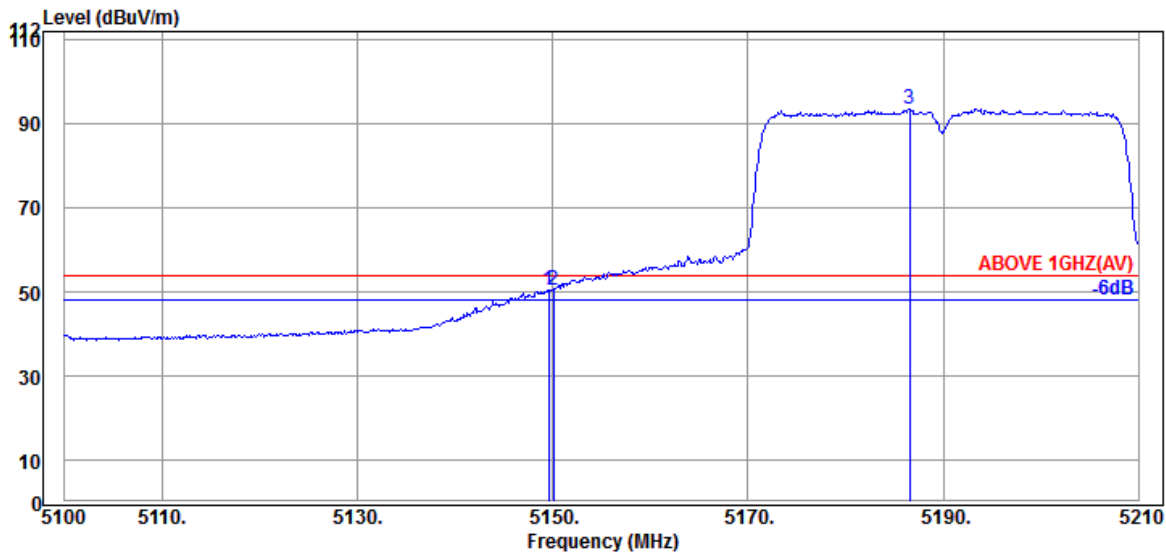


| | | | |
|------|----------------|-----------|------------|
| Mode | 802.11ac-VHT40 | UNII Band | I |
| | SDM | Frequency | TX 5190MHz |



Antenna at Horizontal Polarization

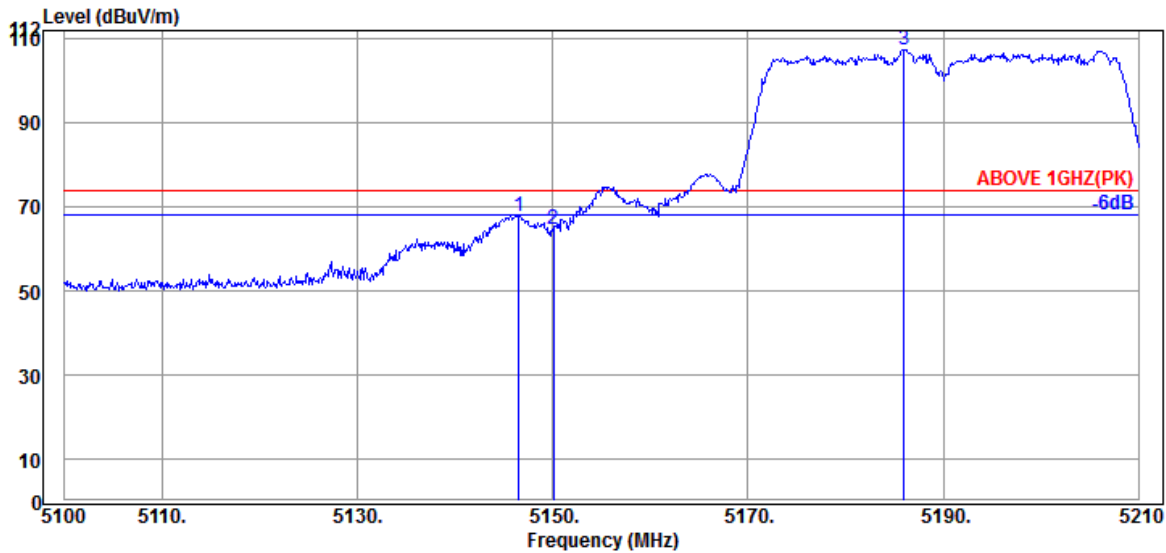
| Emission Frequency (MHz) | Antenna Factor (dB/m) | Cable Loss (dB) | Meter Reading (dBμV) | Emission Level (dBμV/m) | Limits (dBμV/m) | Margin (dB) | Detector |
|--------------------------|-----------------------|-----------------|----------------------|-------------------------|-----------------|-------------|----------|
| 5149.50 | 34.46 | 9.83 | 21.80 | 66.09 | 74.00 | 7.91 | Peak |
| 5150.05 | 34.46 | 9.83 | 21.04 | 65.33 | 74.00 | 8.67 | Peak |
| 5196.03 | 34.48 | 9.91 | 59.98 | 104.37 | --- | --- | Peak |



Antenna at Horizontal Polarization

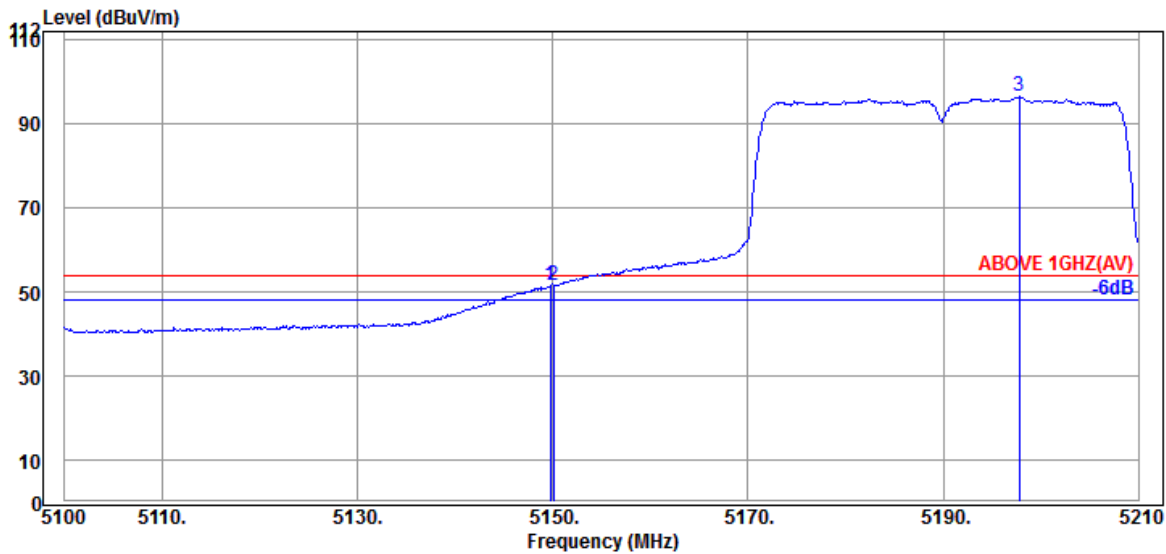
| Emission Frequency (MHz) | Antenna Factor (dB/m) | Cable Loss (dB) | Meter Reading (dBμV) | Emission Level (dBμV/m) | Limits (dBμV/m) | Margin (dB) | Detector |
|--------------------------|-----------------------|-----------------|----------------------|-------------------------|-----------------|-------------|----------|
| 5149.61 | 34.46 | 9.83 | 6.31 | 50.60 | 54.00 | 3.40 | Average |
| 5150.05 | 34.46 | 9.83 | 6.32 | 50.61 | 54.00 | 3.39 | Average |
| 5186.57 | 34.47 | 9.88 | 49.21 | 93.56 | --- | --- | Average |

| | | | |
|------|----------------|-----------|------------|
| Mode | 802.11ac-VHT40 | UNII Band | I |
| | SDM | Frequency | TX 5190MHz |



Antenna at Vertical Polarization

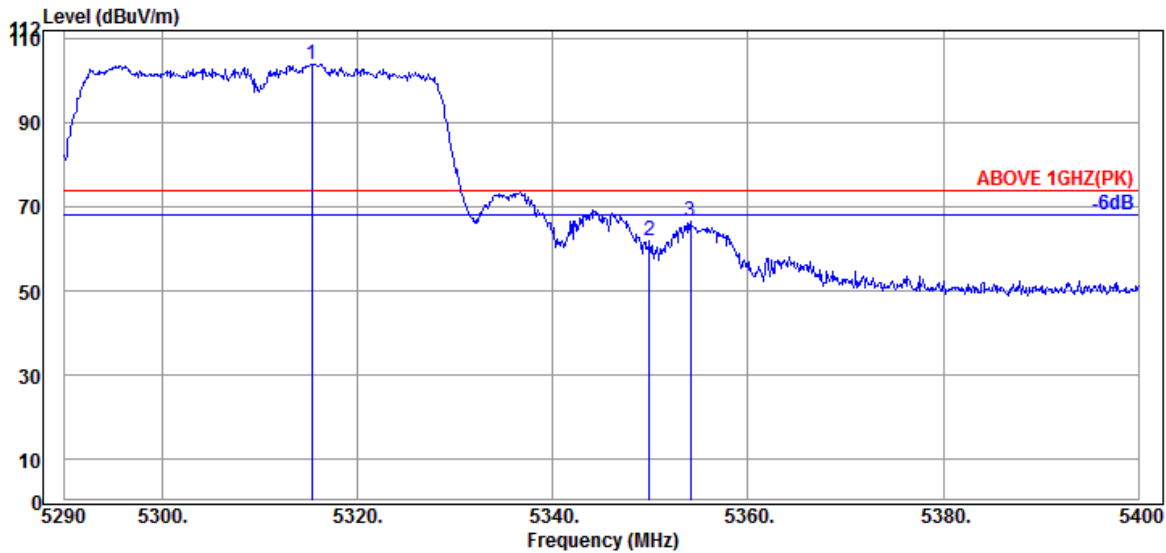
| Emission Frequency (MHz) | Antenna Factor (dB/m) | Cable Loss (dB) | Meter Reading (dBμV) | Emission Level (dBμV/m) | Limits (dBμV/m) | Margin (dB) | Detector |
|--------------------------|-----------------------|-----------------|----------------------|-------------------------|-----------------|-------------|----------|
| 5146.53 | 34.46 | 9.83 | 23.52 | 67.81 | 74.00 | 6.19 | Peak |
| 5150.05 | 34.46 | 9.83 | 20.50 | 64.79 | 74.00 | 9.21 | Peak |
| 5186.02 | 34.47 | 9.88 | 63.15 | 107.50 | --- | --- | Peak |



Antenna at Vertical Polarization

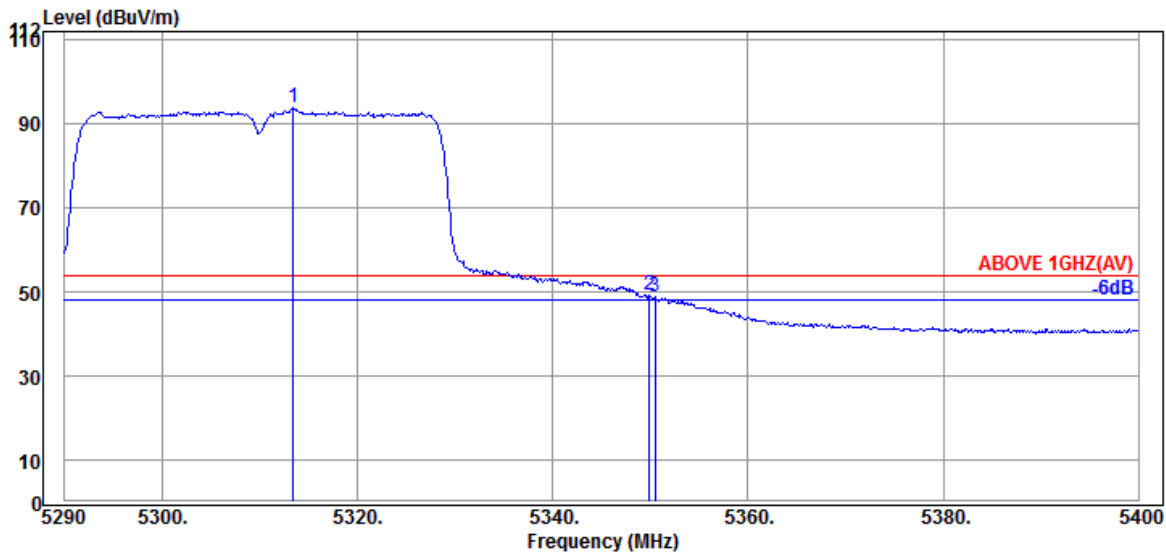
| Emission Frequency (MHz) | Antenna Factor (dB/m) | Cable Loss (dB) | Meter Reading (dBμV) | Emission Level (dBμV/m) | Limits (dBμV/m) | Margin (dB) | Detector |
|--------------------------|-----------------------|-----------------|----------------------|-------------------------|-----------------|-------------|----------|
| 5149.72 | 34.46 | 9.83 | 7.19 | 51.48 | 54.00 | 2.52 | Average |
| 5150.05 | 34.46 | 9.83 | 7.32 | 51.61 | 54.00 | 2.39 | Average |
| 5197.79 | 34.48 | 9.91 | 52.18 | 96.57 | --- | --- | Average |

| | | | |
|------|----------------|-----------|------------|
| Mode | 802.11ac-VHT40 | UNII Band | II-2A |
| | SDM | Frequency | TX 5310MHz |



Antenna at Horizontal Polarization

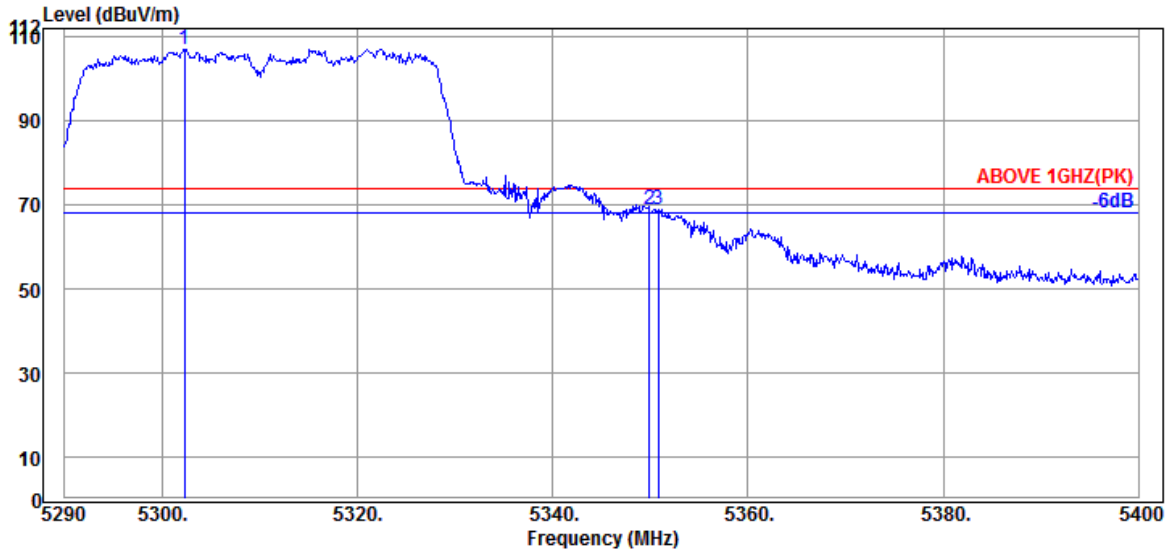
| Emission Frequency (MHz) | Antenna Factor (dB/m) | Cable Loss (dB) | Meter Reading (dBμV) | Emission Level (dBμV/m) | Limits (dBμV/m) | Margin (dB) | Detector |
|--------------------------|-----------------------|-----------------|----------------------|-------------------------|-----------------|-------------|----------|
| 5315.30 | 34.53 | 10.08 | 59.47 | 104.08 | --- | --- | Peak |
| 5349.95 | 34.54 | 10.13 | 17.42 | 62.09 | 74.00 | 11.91 | Peak |
| 5354.13 | 34.54 | 10.13 | 21.80 | 66.47 | 74.00 | 7.53 | Peak |



Antenna at Horizontal Polarization

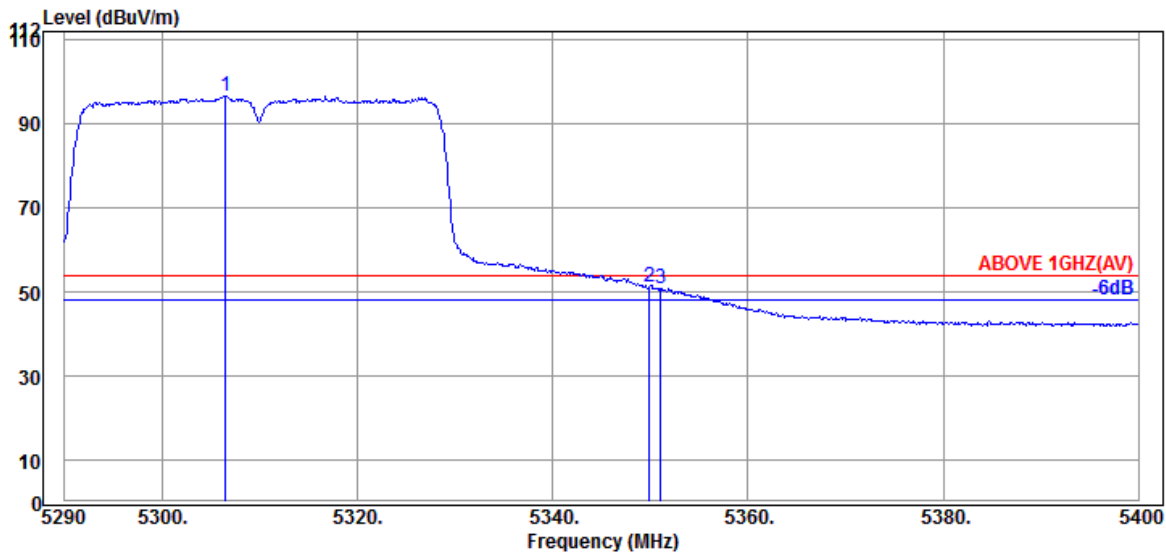
| Emission Frequency (MHz) | Antenna Factor (dB/m) | Cable Loss (dB) | Meter Reading (dBμV) | Emission Level (dBμV/m) | Limits (dBμV/m) | Margin (dB) | Detector |
|--------------------------|-----------------------|-----------------|----------------------|-------------------------|-----------------|-------------|----------|
| 5313.43 | 34.53 | 10.08 | 49.18 | 93.79 | --- | --- | Average |
| 5349.95 | 34.54 | 10.13 | 4.70 | 49.37 | 54.00 | 4.63 | Average |
| 5350.50 | 34.54 | 10.13 | 4.27 | 48.94 | 54.00 | 5.06 | Average |

| | | | |
|------|----------------|-----------|------------|
| Mode | 802.11ac-VHT40 | UNII Band | II-2A |
| | SDM | Frequency | TX 5310MHz |



Antenna at Vertical Polarization

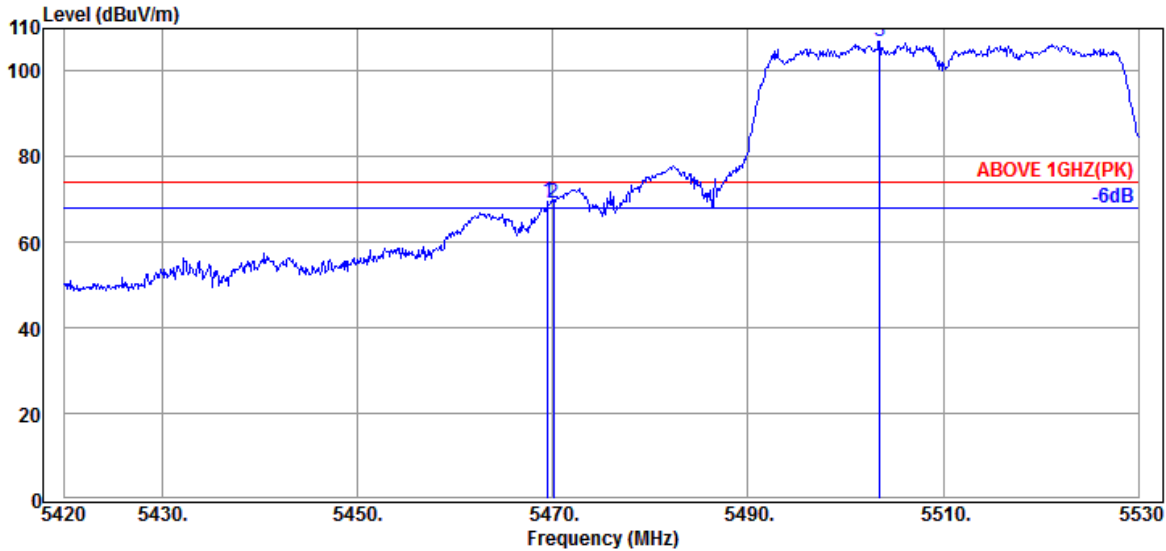
| Emission Frequency (MHz) | Antenna Factor (dB/m) | Cable Loss (dB) | Meter Reading (dBμV) | Emission Level (dBμV/m) | Limits (dBμV/m) | Margin (dB) | Detector |
|--------------------------|-----------------------|-----------------|----------------------|-------------------------|-----------------|-------------|----------|
| 5302.32 | 34.52 | 10.05 | 62.46 | 107.03 | --- | --- | Peak |
| 5349.95 | 34.54 | 10.13 | 24.18 | 68.85 | 74.00 | 5.15 | Peak |
| 5350.83 | 34.54 | 10.13 | 24.12 | 68.79 | 74.00 | 5.21 | Peak |



Antenna at Vertical Polarization

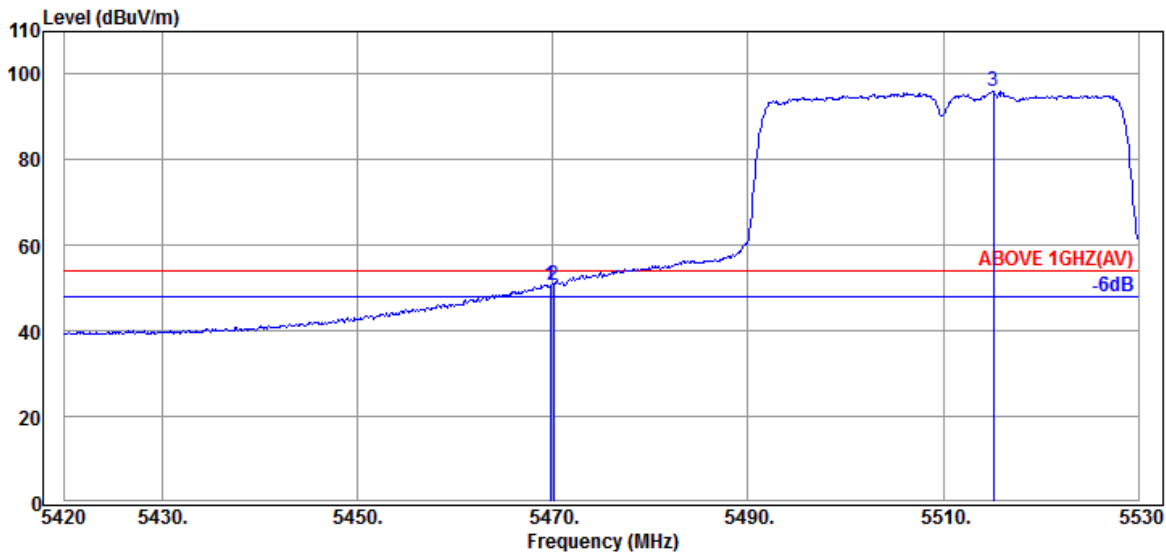
| Emission Frequency (MHz) | Antenna Factor (dB/m) | Cable Loss (dB) | Meter Reading (dBμV) | Emission Level (dBμV/m) | Limits (dBμV/m) | Margin (dB) | Detector |
|--------------------------|-----------------------|-----------------|----------------------|-------------------------|-----------------|-------------|----------|
| 5306.50 | 34.52 | 10.05 | 52.12 | 96.69 | --- | --- | Average |
| 5349.95 | 34.54 | 10.13 | 6.57 | 51.24 | 54.00 | 2.76 | Average |
| 5351.05 | 34.54 | 10.13 | 6.31 | 50.98 | 54.00 | 3.02 | Average |

| | | | |
|------|----------------|-----------|------------|
| Mode | 802.11ac-VHT40 | UNII Band | II-2C |
| | SDM | Frequency | TX 5510MHz |



Antenna at Horizontal Polarization

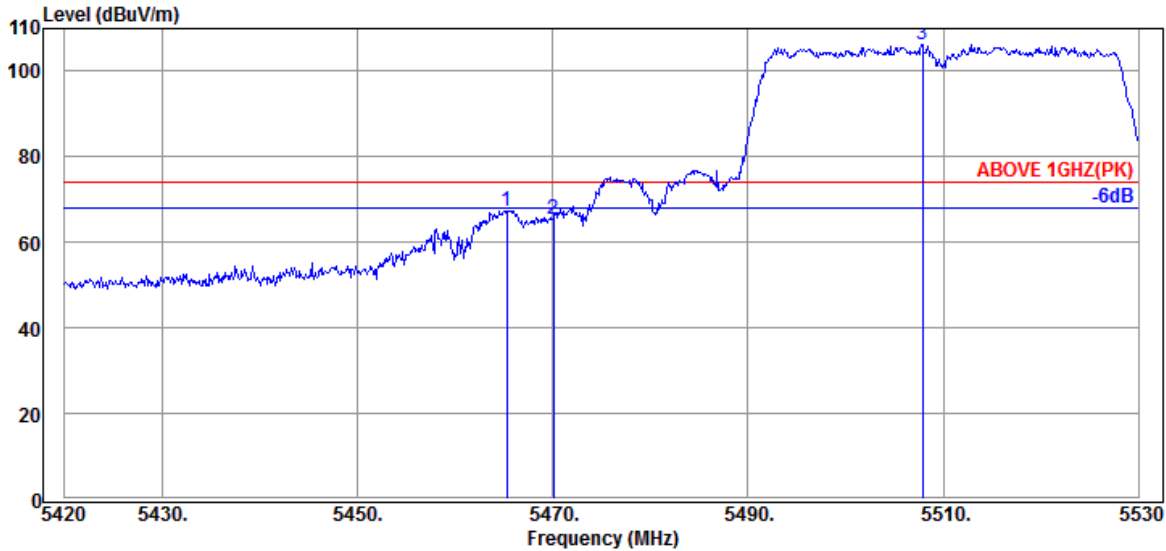
| Emission Frequency (MHz) | Antenna Factor (dB/m) | Cable Loss (dB) | Meter Reading (dBμV) | Emission Level (dBμV/m) | Limits (dBμV/m) | Margin (dB) | Detector |
|--------------------------|-----------------------|-----------------|----------------------|-------------------------|-----------------|-------------|----------|
| 5469.50 | 34.59 | 10.30 | 24.55 | 69.44 | 74.00 | 4.56 | Peak |
| 5470.05 | 34.59 | 10.30 | 24.45 | 69.34 | 74.00 | 4.66 | Peak |
| 5503.49 | 34.60 | 10.35 | 62.01 | 106.96 | --- | --- | Peak |



Antenna at Horizontal Polarization

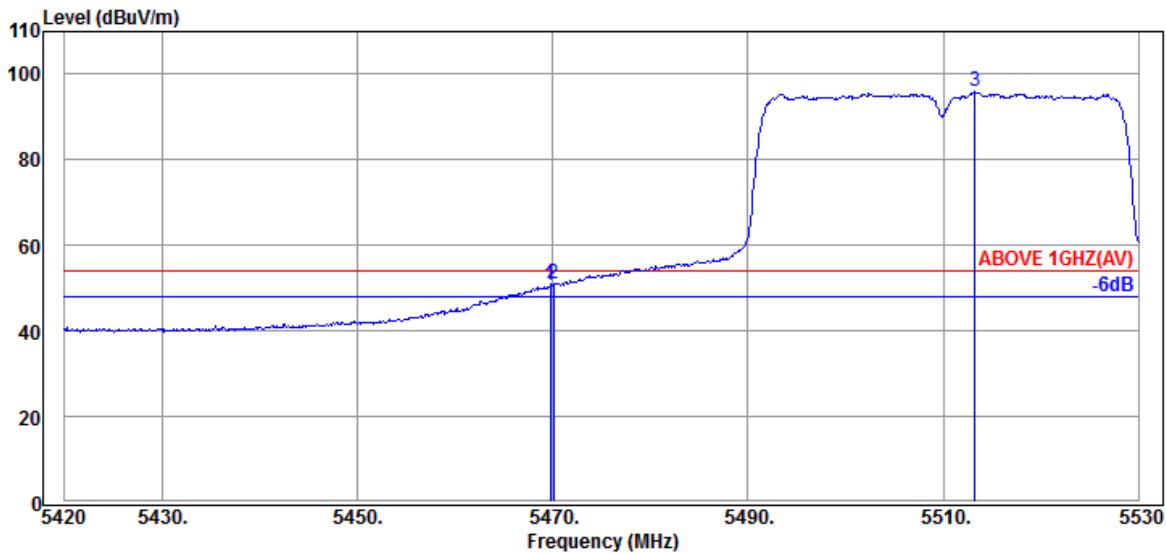
| Emission Frequency (MHz) | Antenna Factor (dB/m) | Cable Loss (dB) | Meter Reading (dBμV) | Emission Level (dBμV/m) | Limits (dBμV/m) | Margin (dB) | Detector |
|--------------------------|-----------------------|-----------------|----------------------|-------------------------|-----------------|-------------|----------|
| 5469.72 | 34.59 | 10.30 | 5.86 | 50.75 | 54.00 | 3.25 | Average |
| 5470.05 | 34.59 | 10.30 | 5.73 | 50.62 | 54.00 | 3.38 | Average |
| 5515.15 | 34.62 | 10.36 | 50.88 | 95.86 | --- | --- | Average |

| | | | |
|------|----------------|-----------|------------|
| Mode | 802.11ac-VHT40 | UNII Band | II-2C |
| | SDM | Frequency | TX 5510MHz |



Antenna at Vertical Polarization

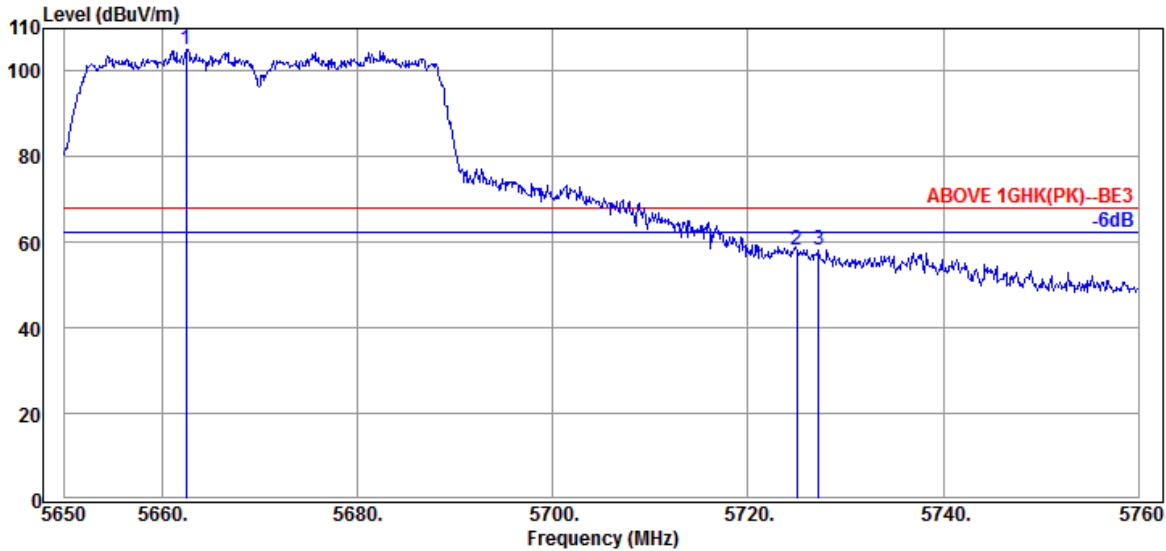
| Emission Frequency (MHz) | Antenna Factor (dB/m) | Cable Loss (dB) | Meter Reading (dBμV) | Emission Level (dBμV/m) | Limits (dBμV/m) | Margin (dB) | Detector |
|--------------------------|-----------------------|-----------------|----------------------|-------------------------|-----------------|-------------|----------|
| 5465.32 | 34.59 | 10.30 | 22.58 | 67.47 | 74.00 | 6.53 | Peak |
| 5470.05 | 34.59 | 10.30 | 20.60 | 65.49 | 74.00 | 8.51 | Peak |
| 5507.89 | 34.60 | 10.35 | 61.31 | 106.26 | --- | --- | Peak |



Antenna at Vertical Polarization

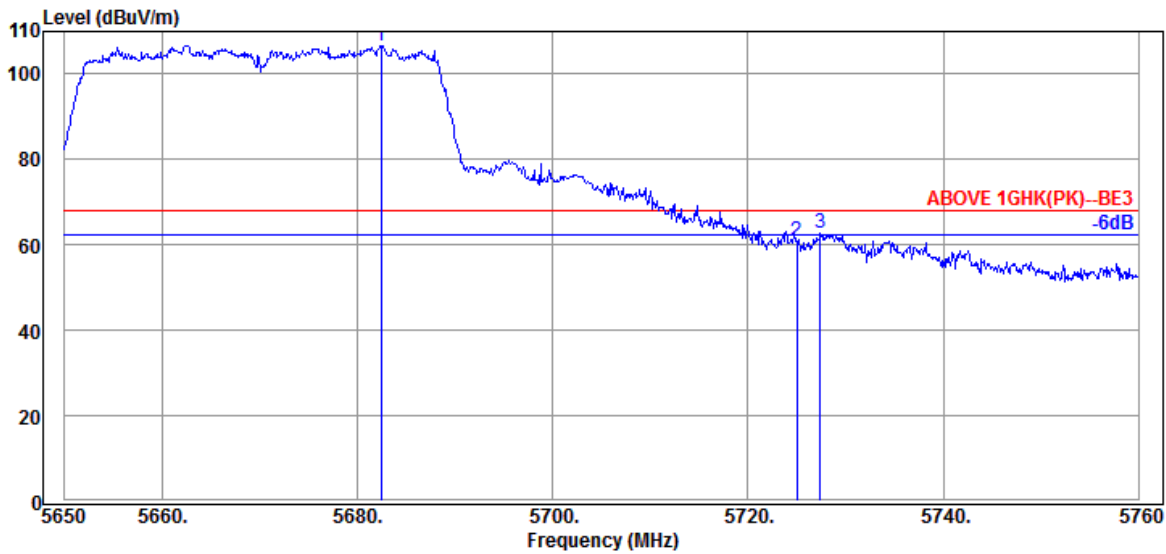
| Emission Frequency (MHz) | Antenna Factor (dB/m) | Cable Loss (dB) | Meter Reading (dBμV) | Emission Level (dBμV/m) | Limits (dBμV/m) | Margin (dB) | Detector |
|--------------------------|-----------------------|-----------------|----------------------|-------------------------|-----------------|-------------|----------|
| 5469.72 | 34.59 | 10.30 | 5.88 | 50.77 | 54.00 | 3.23 | Average |
| 5470.05 | 34.59 | 10.30 | 6.03 | 50.92 | 54.00 | 3.08 | Average |
| 5513.28 | 34.60 | 10.35 | 50.98 | 95.93 | --- | --- | Average |

| | | | |
|------|----------------|-----------|------------|
| Mode | 802.11ac-VHT40 | UNII Band | II-2C |
| | SDM | Frequency | TX 5670MHz |



Antenna at Horizontal Polarization

| Emission Frequency (MHz) | Antenna Factor (dB/m) | Cable Loss (dB) | Meter Reading (dBμV) | Emission Level (dBμV/m) | Limits (dBμV/m) | Margin (dB) | Detector |
|--------------------------|-----------------------|-----------------|----------------------|-------------------------|-----------------|-------------|----------|
| 5662.43 | 34.79 | 10.47 | 59.80 | 105.06 | 68.20 | --- | Peak |
| 5725.02 | 34.87 | 10.52 | 12.89 | 58.28 | 68.20 | 9.92 | Peak |
| 5727.22 | 34.87 | 10.52 | 12.80 | 58.19 | 68.20 | 10.01 | Peak |

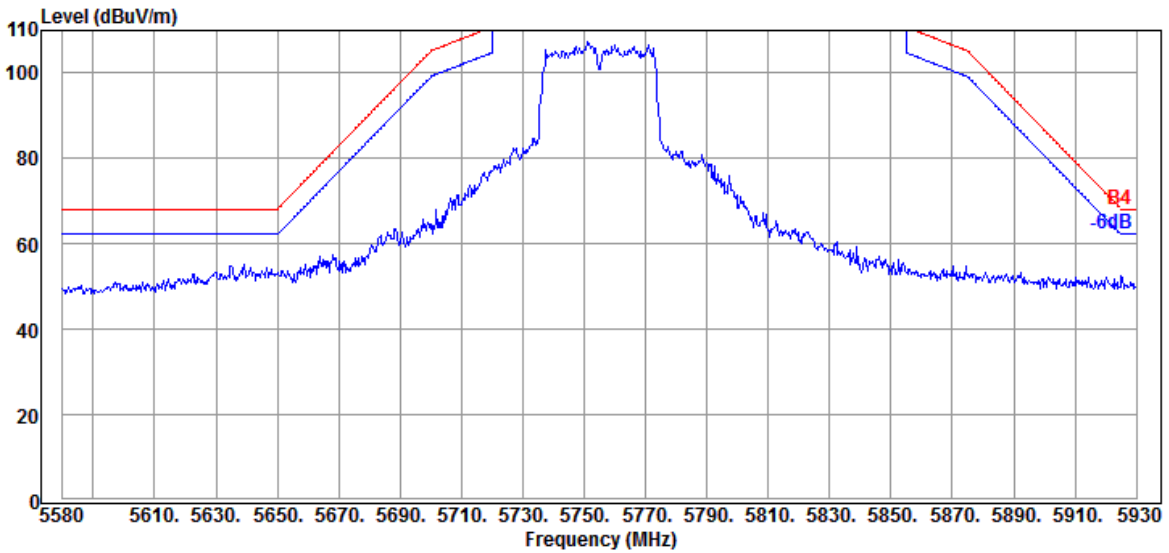


Antenna at Vertical Polarization

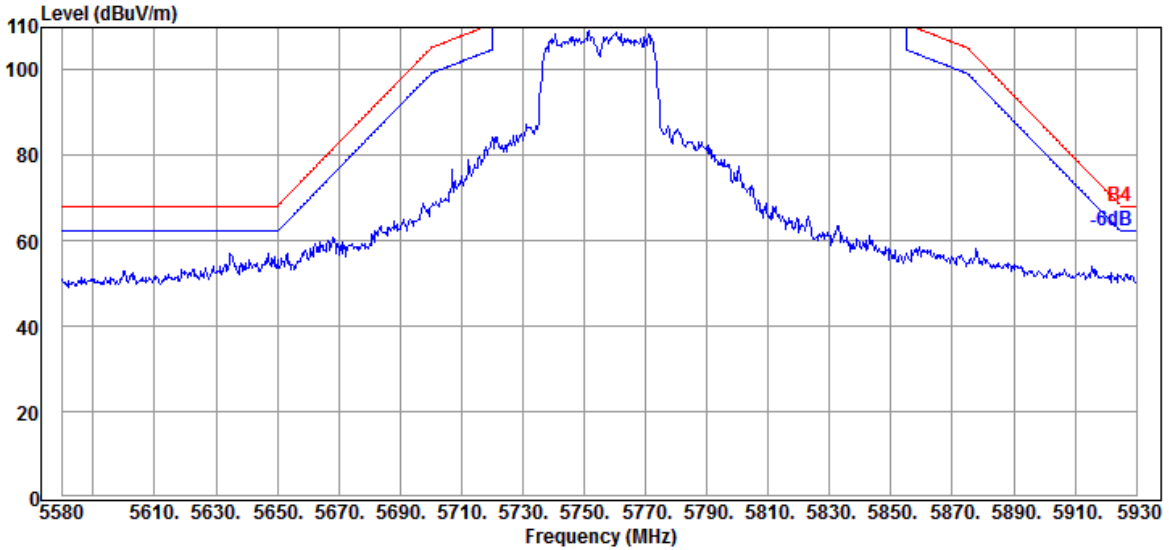
| Emission Frequency (MHz) | Antenna Factor (dB/m) | Cable Loss (dB) | Meter Reading (dBμV) | Emission Level (dBμV/m) | Limits (dBμV/m) | Margin (dB) | Detector |
|--------------------------|-----------------------|-----------------|----------------------|-------------------------|-----------------|-------------|----------|
| 5682.45 | 34.81 | 10.48 | 61.37 | 106.66 | 68.20 | --- | Peak |
| 5725.02 | 34.87 | 10.52 | 15.33 | 60.72 | 68.20 | 7.48 | Peak |
| 5727.44 | 34.87 | 10.52 | 17.45 | 62.84 | 68.20 | 5.36 | Peak |

| | | | |
|------|----------------|-----------|------------|
| Mode | 802.11ac-VHT40 | UNII Band | III |
| | SDM | Frequency | TX 5755MHz |

Antenna at Horizontal Polarization

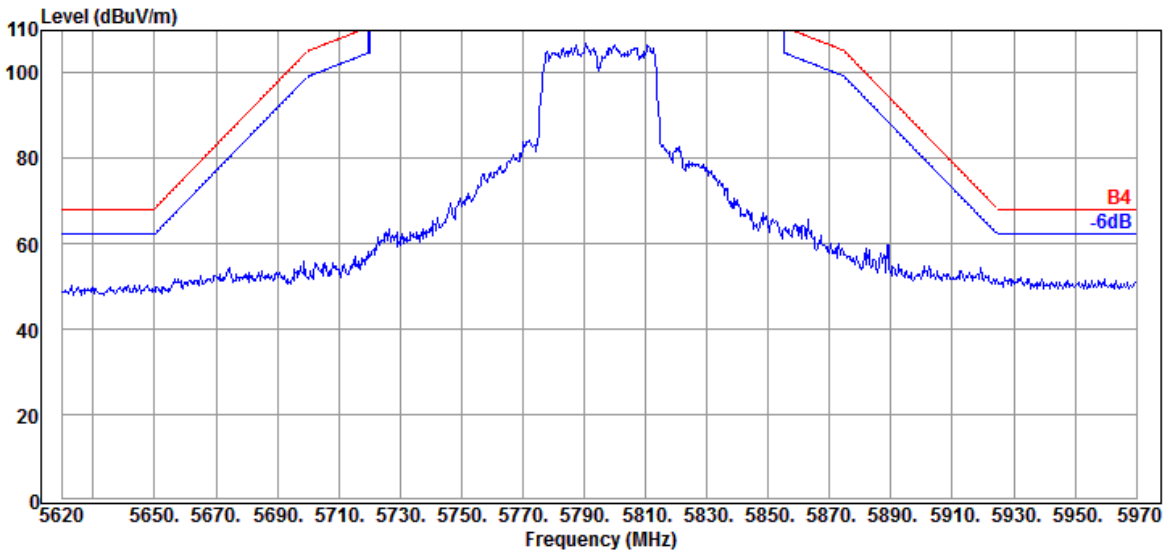


Antenna at Vertical Polarization

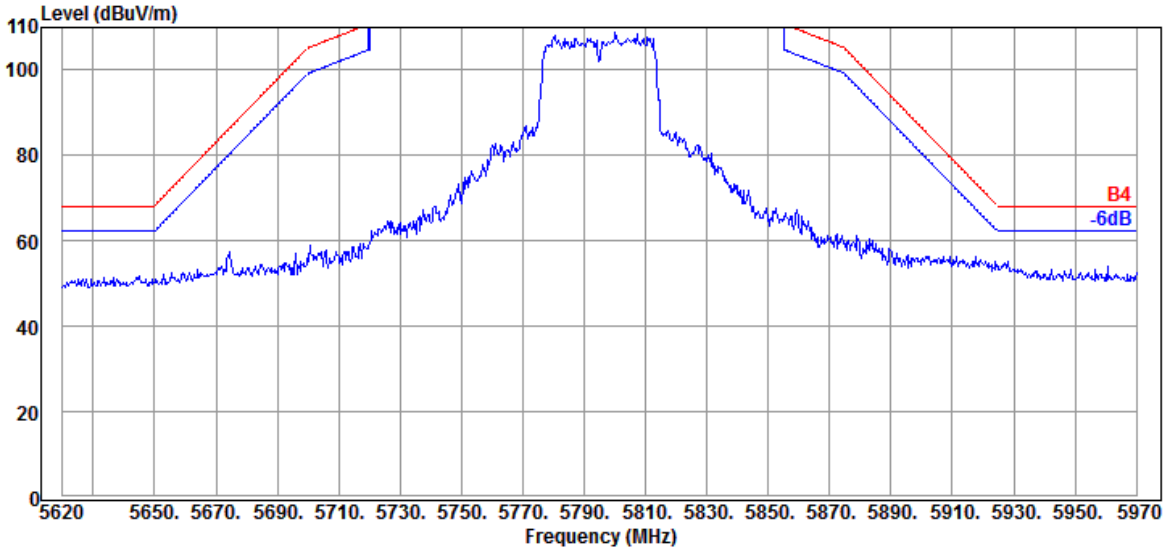


| | | | |
|------|----------------|-----------|------------|
| Mode | 802.11ac-VHT40 | UNII Band | III |
| | SDM | Frequency | TX 5795MHz |

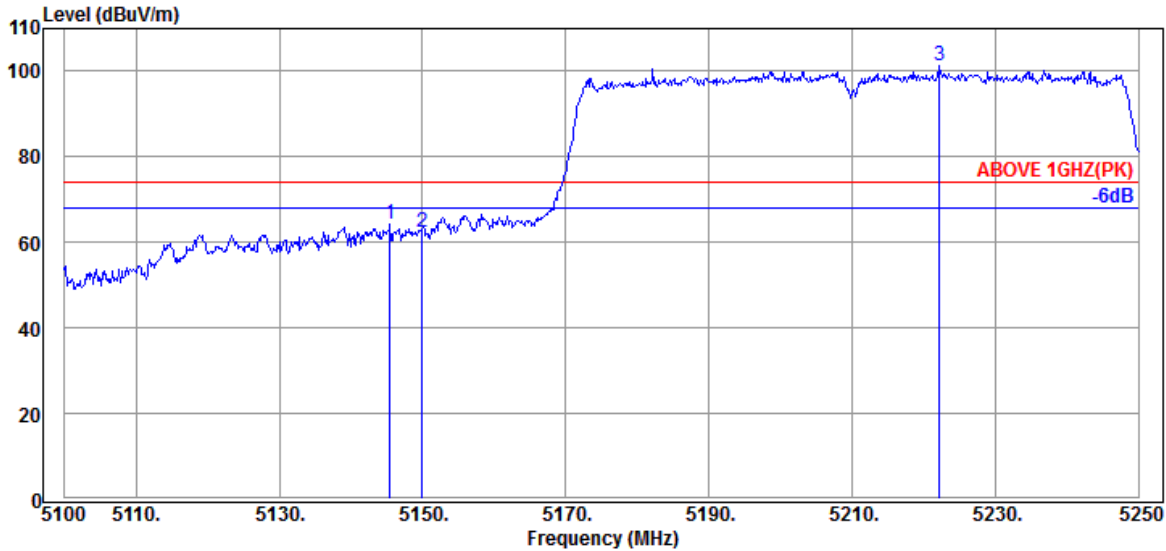
Antenna at Horizontal Polarization



Antenna at Vertical Polarization

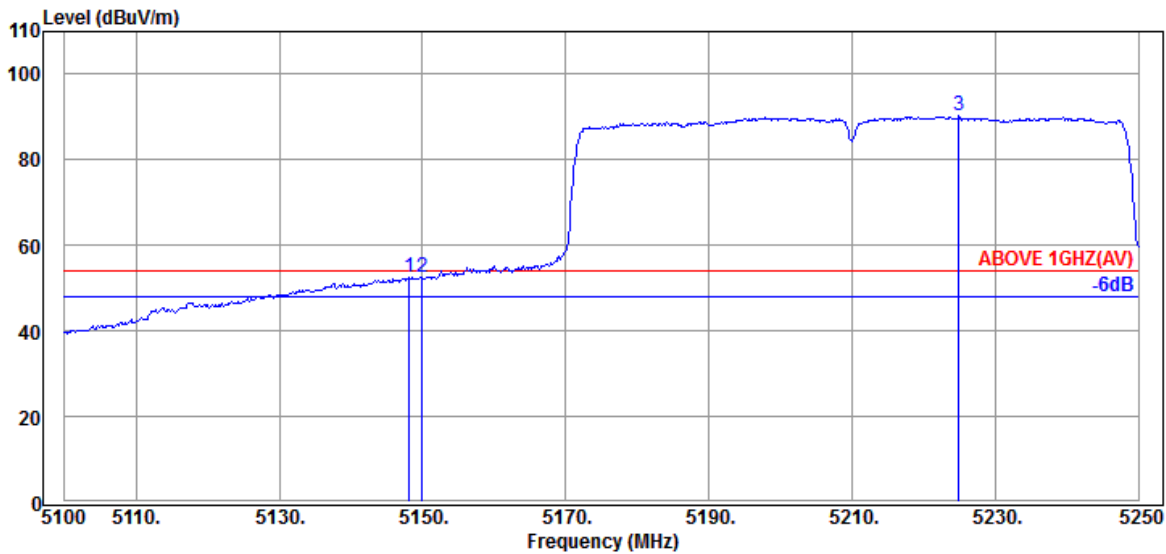


| | | | |
|------|----------------|-----------|------------|
| Mode | 802.11ac-VHT80 | UNII Band | I |
| | SDM | Frequency | TX 5210MHz |



Antenna at Horizontal Polarization

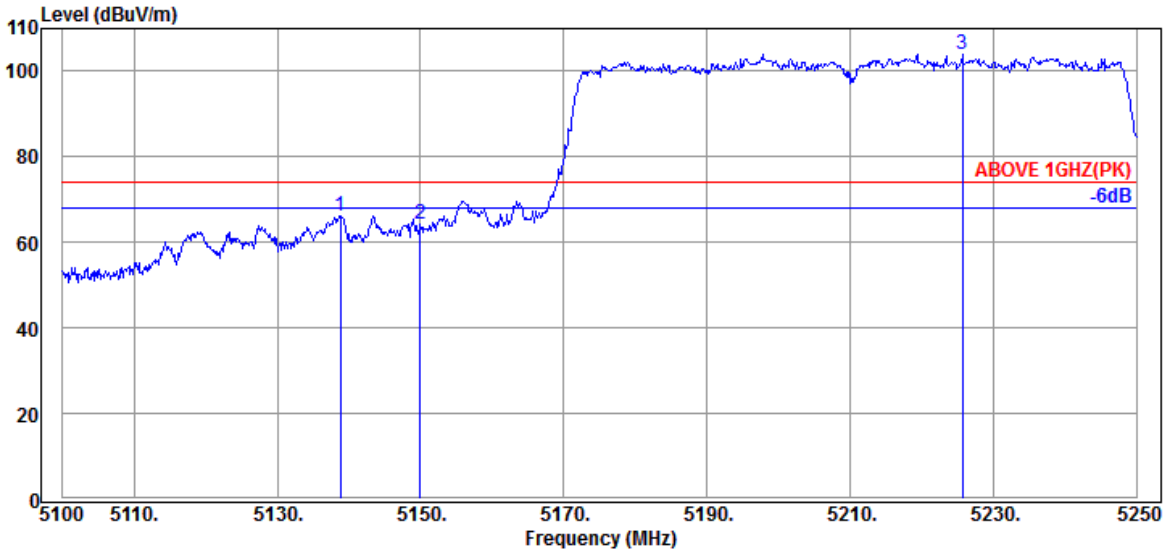
| Emission Frequency (MHz) | Antenna Factor (dB/m) | Cable Loss (dB) | Meter Reading (dBμV) | Emission Level (dBμV/m) | Limits (dBμV/m) | Margin (dB) | Detector |
|--------------------------|-----------------------|-----------------|----------------------|-------------------------|-----------------|-------------|----------|
| 5145.45 | 34.46 | 9.83 | 20.04 | 64.33 | 74.00 | 9.67 | Peak |
| 5149.95 | 34.46 | 9.83 | 17.99 | 62.28 | 74.00 | 11.72 | Peak |
| 5222.25 | 34.49 | 9.93 | 56.76 | 101.18 | --- | --- | Peak |



Antenna at Horizontal Polarization

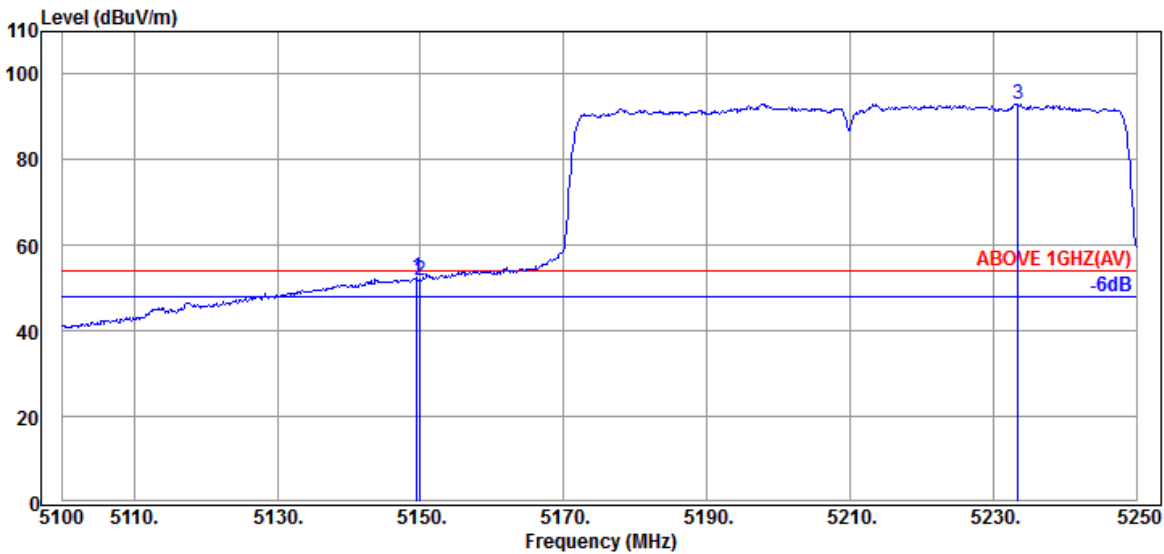
| Emission Frequency (MHz) | Antenna Factor (dB/m) | Cable Loss (dB) | Meter Reading (dBμV) | Emission Level (dBμV/m) | Limits (dBμV/m) | Margin (dB) | Detector |
|--------------------------|-----------------------|-----------------|----------------------|-------------------------|-----------------|-------------|----------|
| 5148.15 | 34.46 | 9.83 | 8.38 | 52.67 | 54.00 | 1.33 | Average |
| 5149.95 | 34.46 | 9.83 | 8.09 | 52.38 | 54.00 | 1.62 | Average |
| 5224.95 | 34.49 | 9.96 | 45.78 | 90.23 | --- | --- | Average |

| | | | |
|------|----------------|-----------|------------|
| Mode | 802.11ac-VHT80 | UNII Band | I |
| | SDM | Frequency | TX 5210MHz |



Antenna at Vertical Polarization

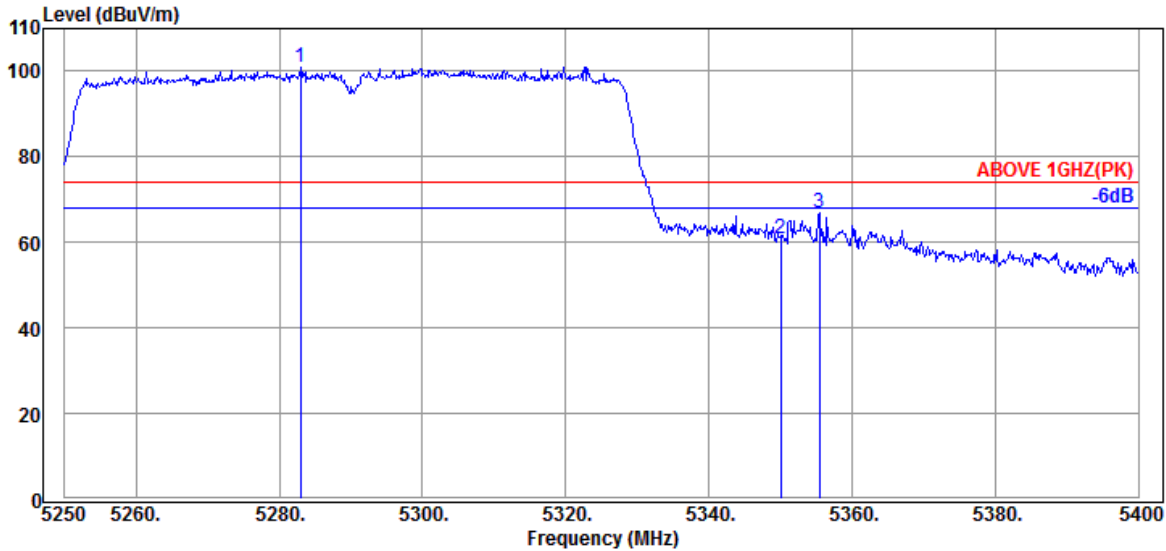
| Emission Frequency (MHz) | Antenna Factor (dB/m) | Cable Loss (dB) | Meter Reading (dBμV) | Emission Level (dBμV/m) | Limits (dBμV/m) | Margin (dB) | Detector |
|--------------------------|-----------------------|-----------------|----------------------|-------------------------|-----------------|-------------|----------|
| 5138.85 | 34.45 | 9.81 | 21.85 | 66.11 | 74.00 | 7.89 | Peak |
| 5149.95 | 34.46 | 9.83 | 20.08 | 64.37 | 74.00 | 9.63 | Peak |
| 5225.70 | 34.49 | 9.96 | 59.44 | 103.89 | --- | --- | Peak |



Antenna at Vertical Polarization

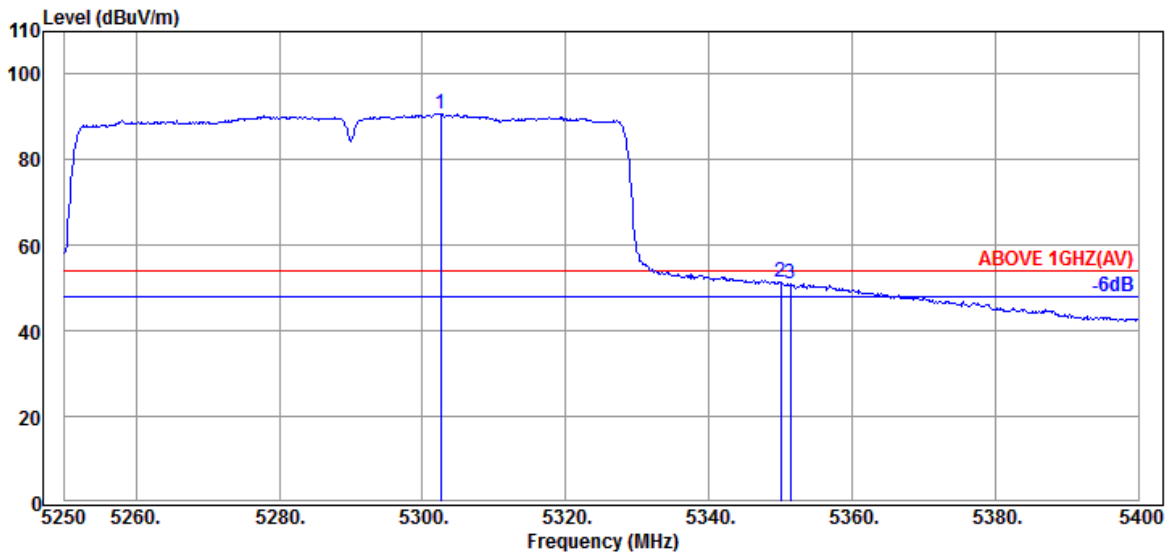
| Emission Frequency (MHz) | Antenna Factor (dB/m) | Cable Loss (dB) | Meter Reading (dBμV) | Emission Level (dBμV/m) | Limits (dBμV/m) | Margin (dB) | Detector |
|--------------------------|-----------------------|-----------------|----------------------|-------------------------|-----------------|-------------|----------|
| 5149.50 | 34.46 | 9.83 | 8.14 | 52.43 | 54.00 | 1.57 | Average |
| 5149.95 | 34.46 | 9.83 | 7.48 | 51.77 | 54.00 | 2.23 | Average |
| 5233.50 | 34.49 | 9.96 | 48.72 | 93.17 | --- | --- | Average |

| | | | |
|------|----------------|-----------|------------|
| Mode | 802.11ac-VHT80 | UNII Band | II-2A |
| | SDM | Frequency | TX 5290MHz |



Antenna at Horizontal Polarization

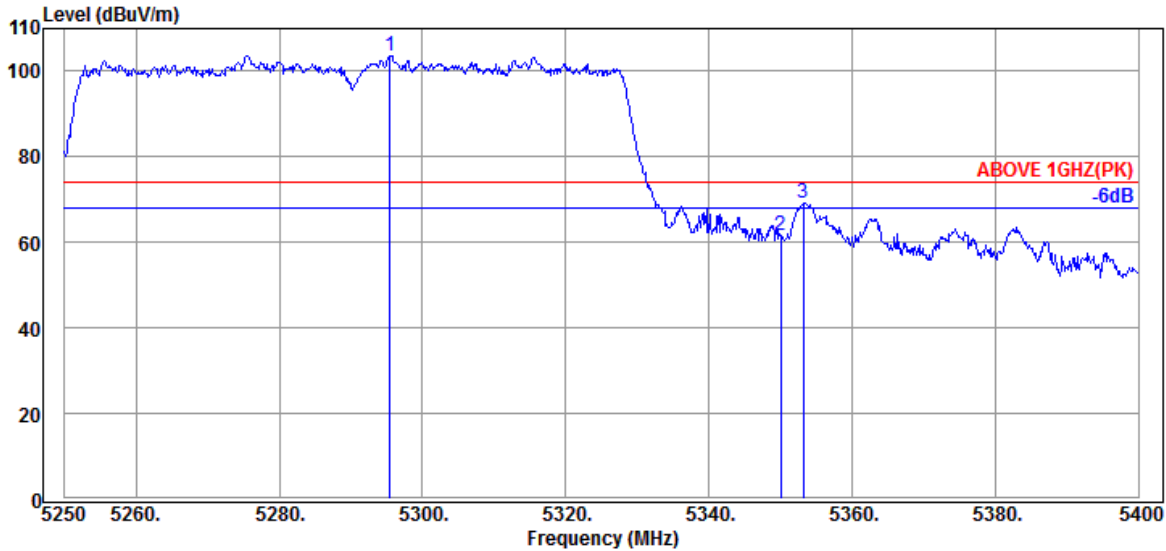
| Emission Frequency (MHz) | Antenna Factor (dB/m) | Cable Loss (dB) | Meter Reading (dBμV) | Emission Level (dBμV/m) | Limits (dBμV/m) | Margin (dB) | Detector |
|--------------------------|-----------------------|-----------------|----------------------|-------------------------|-----------------|-------------|----------|
| 5283.00 | 34.51 | 10.03 | 56.33 | 100.87 | --- | --- | Peak |
| 5350.05 | 34.54 | 10.13 | 16.07 | 60.74 | 74.00 | 13.26 | Peak |
| 5355.45 | 34.54 | 10.13 | 22.17 | 66.84 | 74.00 | 7.16 | Peak |



Antenna at Horizontal Polarization

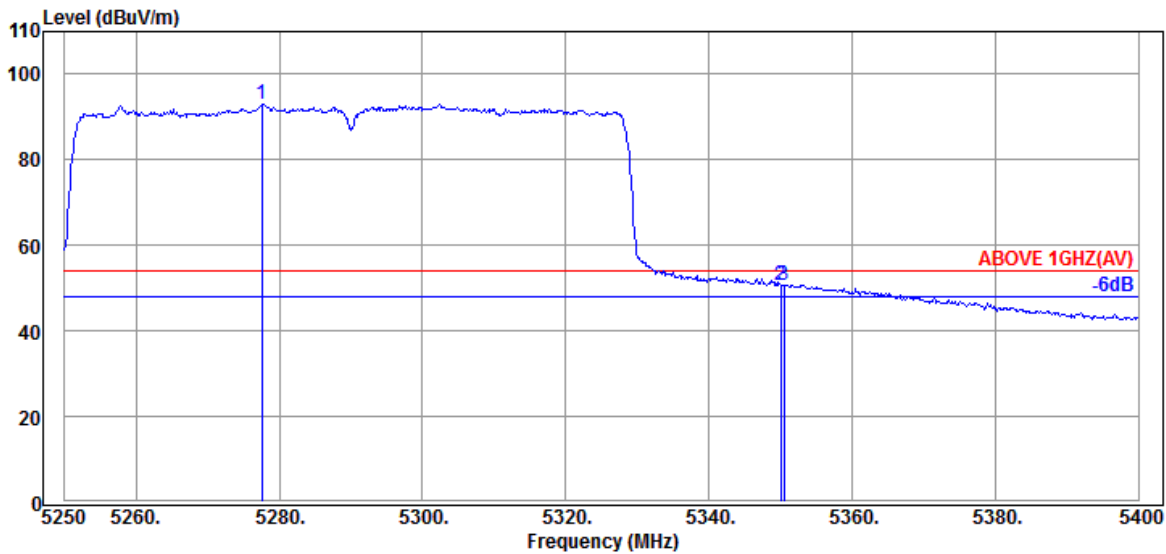
| Emission Frequency (MHz) | Antenna Factor (dB/m) | Cable Loss (dB) | Meter Reading (dBμV) | Emission Level (dBμV/m) | Limits (dBμV/m) | Margin (dB) | Detector |
|--------------------------|-----------------------|-----------------|----------------------|-------------------------|-----------------|-------------|----------|
| 5302.50 | 34.52 | 10.05 | 46.24 | 90.81 | --- | --- | Average |
| 5350.05 | 34.54 | 10.13 | 6.58 | 51.25 | 54.00 | 2.75 | Average |
| 5351.40 | 34.54 | 10.13 | 6.28 | 50.95 | 54.00 | 3.05 | Average |

| | | | |
|------|----------------|-----------|------------|
| Mode | 802.11ac-VHT80 | UNII Band | II-2A |
| | SDM | Frequency | TX 5290MHz |



Antenna at Vertical Polarization

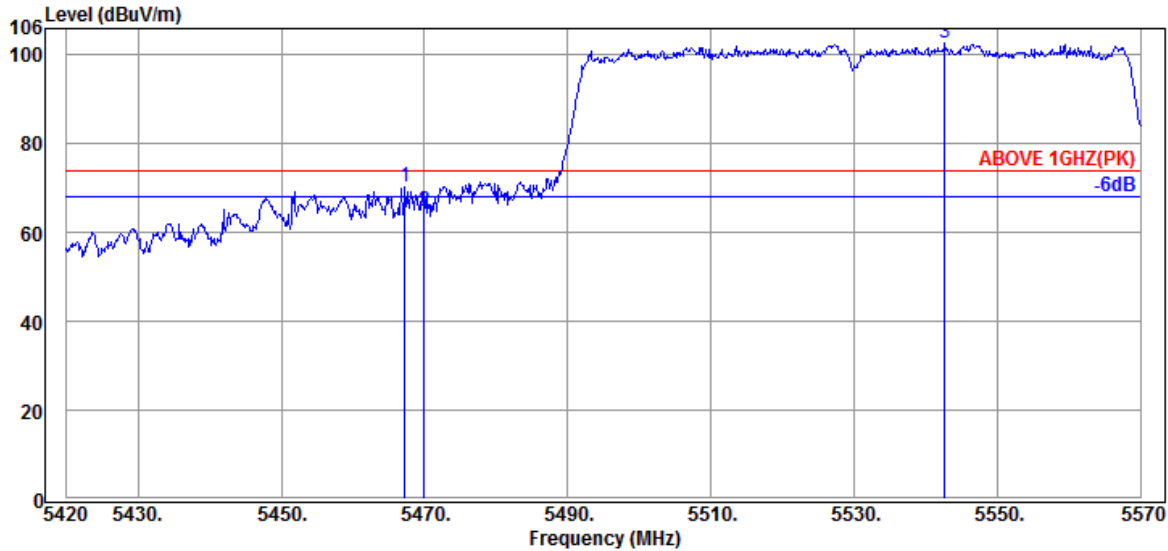
| Emission Frequency (MHz) | Antenna Factor (dB/m) | Cable Loss (dB) | Meter Reading (dBμV) | Emission Level (dBμV/m) | Limits (dBμV/m) | Margin (dB) | Detector |
|--------------------------|-----------------------|-----------------|----------------------|-------------------------|-----------------|-------------|----------|
| 5295.45 | 34.52 | 10.05 | 59.06 | 103.63 | --- | --- | Peak |
| 5350.05 | 34.54 | 10.13 | 16.85 | 61.52 | 74.00 | 12.48 | Peak |
| 5353.20 | 34.54 | 10.13 | 24.55 | 69.22 | 74.00 | 4.78 | Peak |



Antenna at Vertical Polarization

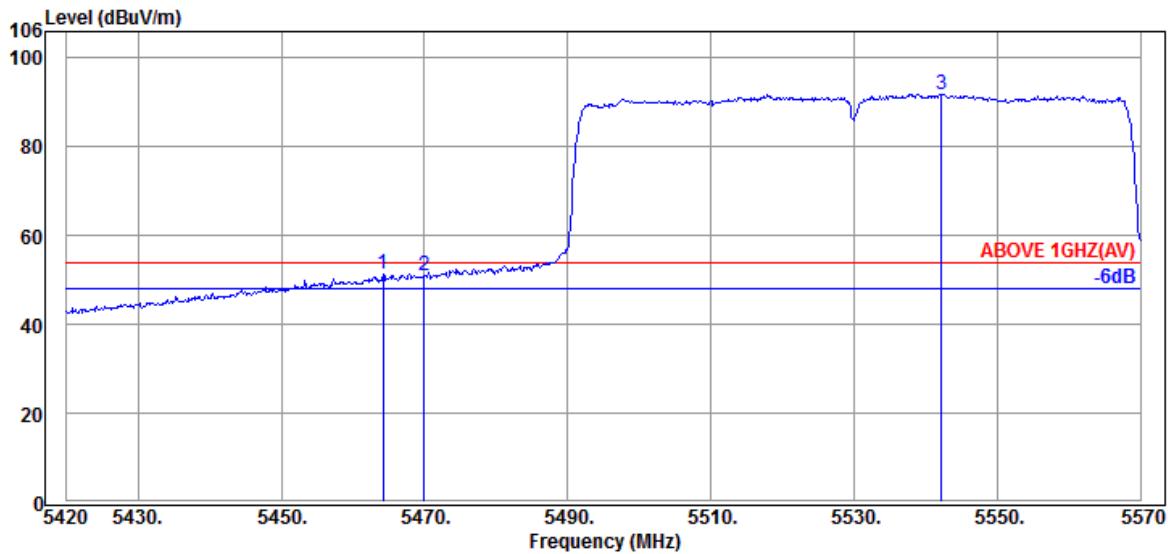
| Emission Frequency (MHz) | Antenna Factor (dB/m) | Cable Loss (dB) | Meter Reading (dBμV) | Emission Level (dBμV/m) | Limits (dBμV/m) | Margin (dB) | Detector |
|--------------------------|-----------------------|-----------------|----------------------|-------------------------|-----------------|-------------|----------|
| 5277.60 | 34.51 | 10.03 | 48.43 | 92.97 | --- | --- | Average |
| 5350.05 | 34.54 | 10.13 | 6.09 | 50.76 | 54.00 | 3.24 | Average |
| 5350.50 | 34.54 | 10.13 | 6.15 | 50.82 | 54.00 | 3.18 | Average |

| | | | |
|------|----------------|-----------|------------|
| Mode | 802.11ac-VHT80 | UNII Band | II-2C |
| | SDM | Frequency | TX 5530MHz |



Antenna at Horizontal Polarization

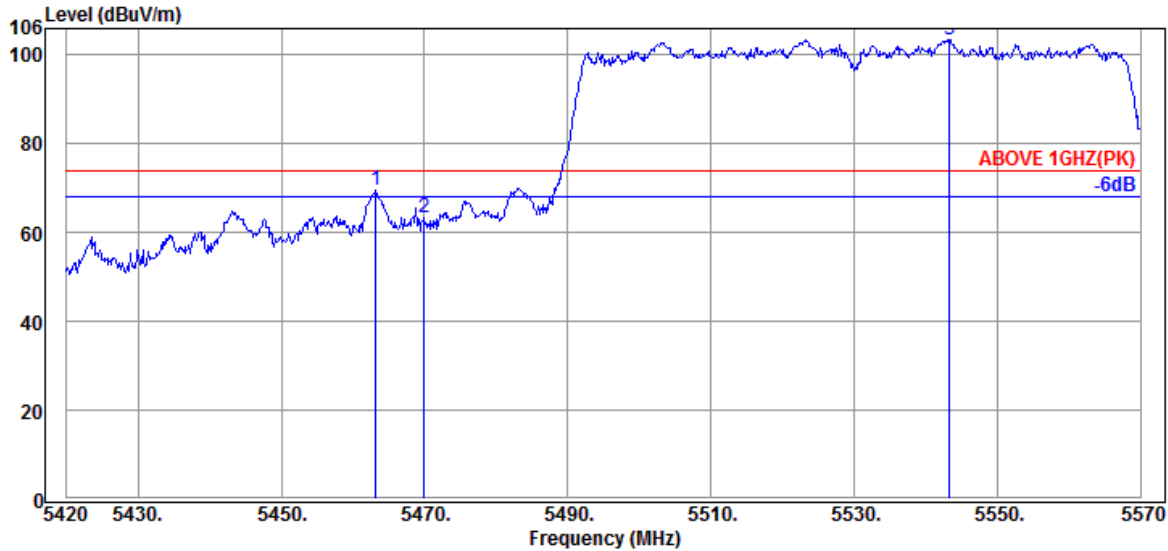
| Emission Frequency (MHz) | Antenna Factor (dB/m) | Cable Loss (dB) | Meter Reading (dBμV) | Emission Level (dBμV/m) | Limits (dBμV/m) | Margin (dB) | Detector |
|--------------------------|-----------------------|-----------------|----------------------|-------------------------|-----------------|-------------|----------|
| 5467.25 | 34.59 | 10.30 | 25.38 | 70.27 | 74.00 | 3.73 | Peak |
| 5469.95 | 34.59 | 10.30 | 19.97 | 64.86 | 74.00 | 9.14 | Peak |
| 5542.70 | 34.64 | 10.38 | 57.63 | 102.65 | --- | --- | Peak |



Antenna at Horizontal Polarization

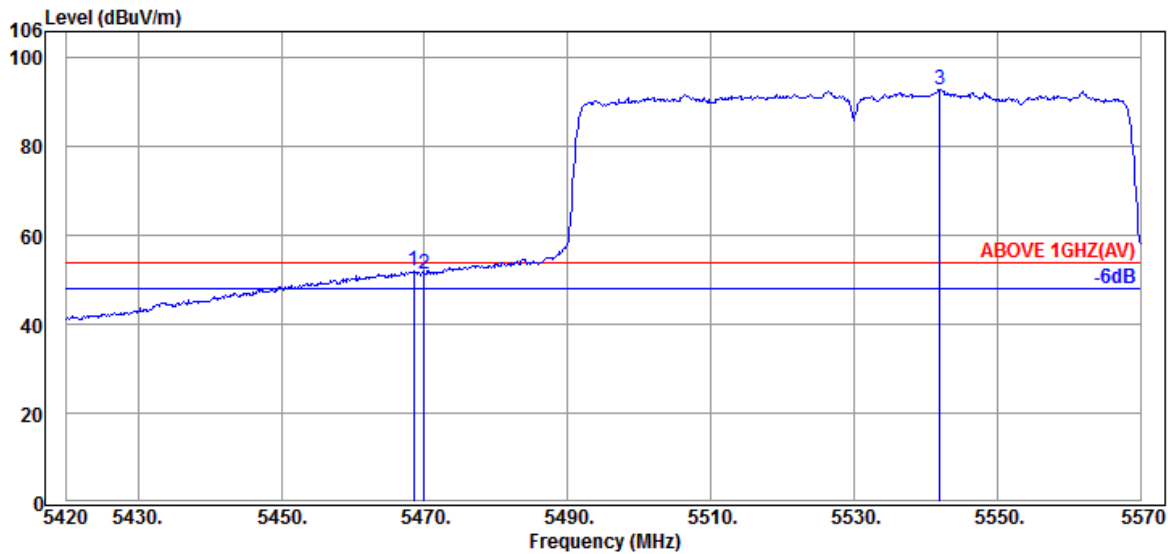
| Emission Frequency (MHz) | Antenna Factor (dB/m) | Cable Loss (dB) | Meter Reading (dBμV) | Emission Level (dBμV/m) | Limits (dBμV/m) | Margin (dB) | Detector |
|--------------------------|-----------------------|-----------------|----------------------|-------------------------|-----------------|-------------|----------|
| 5464.25 | 34.59 | 10.30 | 6.34 | 51.23 | 54.00 | 2.77 | Average |
| 5469.95 | 34.59 | 10.30 | 6.06 | 50.95 | 54.00 | 3.05 | Average |
| 5542.25 | 34.64 | 10.38 | 46.82 | 91.84 | --- | --- | Average |

| | | | |
|------|----------------|-----------|------------|
| Mode | 802.11ac-VHT80 | UNII Band | II-2C |
| | SDM | Frequency | TX 5530MHz |



Antenna at Vertical Polarization

| Emission Frequency (MHz) | Antenna Factor (dB/m) | Cable Loss (dB) | Meter Reading (dBμV) | Emission Level (dBμV/m) | Limits (dBμV/m) | Margin (dB) | Detector |
|--------------------------|-----------------------|-----------------|----------------------|-------------------------|-----------------|-------------|----------|
| 5463.20 | 34.59 | 10.30 | 24.63 | 69.52 | 74.00 | 4.48 | Peak |
| 5469.95 | 34.59 | 10.30 | 18.61 | 63.50 | 74.00 | 10.50 | Peak |
| 5543.30 | 34.64 | 10.38 | 58.43 | 103.45 | --- | --- | Peak |

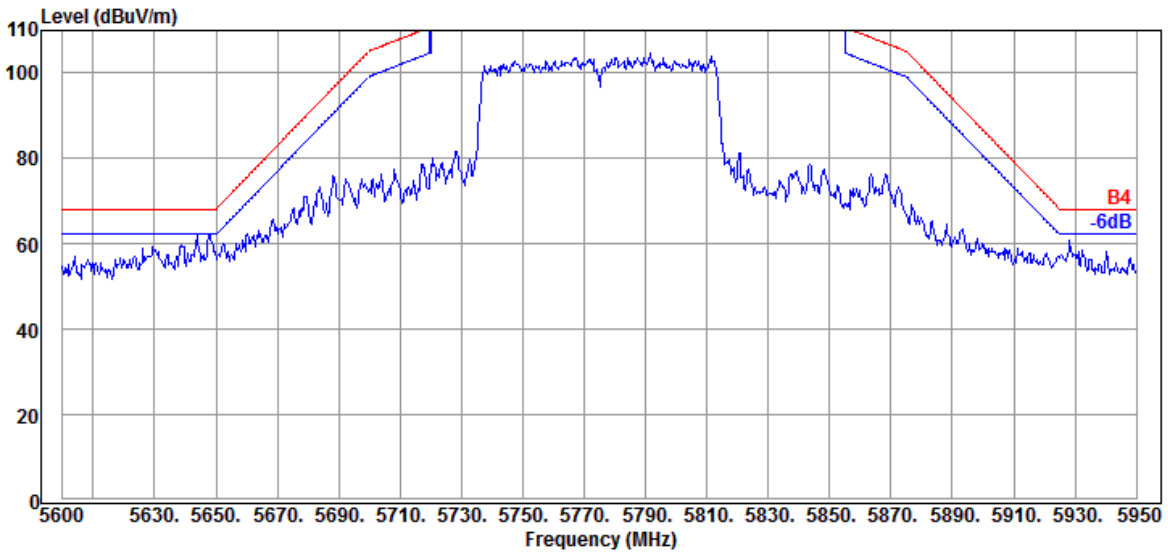


Antenna at Vertical Polarization

| Emission Frequency (MHz) | Antenna Factor (dB/m) | Cable Loss (dB) | Meter Reading (dBμV) | Emission Level (dBμV/m) | Limits (dBμV/m) | Margin (dB) | Detector |
|--------------------------|-----------------------|-----------------|----------------------|-------------------------|-----------------|-------------|----------|
| 5468.45 | 34.59 | 10.30 | 7.28 | 52.17 | 54.00 | 1.83 | Average |
| 5469.95 | 34.59 | 10.30 | 6.58 | 51.47 | 54.00 | 2.53 | Average |
| 5541.95 | 34.64 | 10.38 | 48.01 | 93.03 | --- | --- | Average |

| | | | |
|------|----------------|-----------|------------|
| Mode | 802.11ac-VHT80 | UNII Band | III |
| | SDM | Frequency | TX 5775MHz |

Antenna at Horizontal Polarization



Antenna at Vertical Polarization

