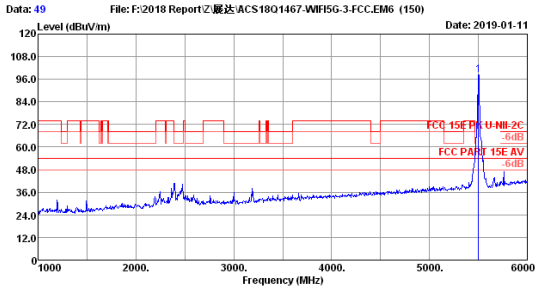


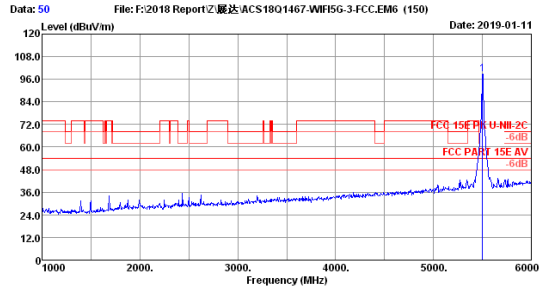
5500-5700MHz Band:



Date: 2019-01-11
 File: F:\2018 Report\2. 展达\ACS1801467-WIFI5G-3-FCC.EM6 (150)
 Site no. : 3m Chamber Data no. : 49
 Dis. / Ant. : 3m 2018 MCTD1209-3007 Ant. pol. : VERTICAL
 Limit : FCC 15E PK U-NII-2C Pre :
 Env. / Ins. : 23.4°C/52.9% Engineer : Garry
 EUT : BCM dual band 2*2 WIFI M/N:50-0102-BC-22
 Power rating : AC 120V/60Hz
 Test Mode : 11a 5500MHz Tx Mode
 M/N :

No.	Freq. (MHz)	Ant. Factor (dB/m)	Cable Loss (dB)	AMP factor (dB)	Reading (dBuV)	Emission Level (dBuV/m)	Limits (dBuV/m)	Margin (dB)	Remark
1	5500.00	33.40	15.87	34.70	83.93	98.50	-----	-----	Peak

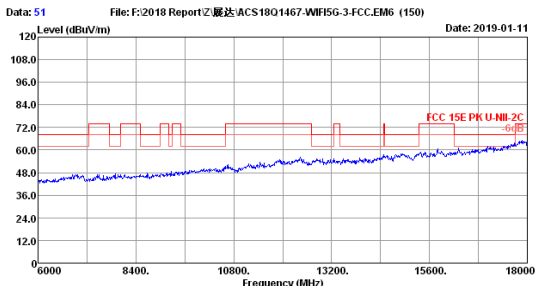
Remarks: 1. Emission Level= Antenna Factor + Cable Loss + Reading - Amp Factor
 2. The emission levels that are 20dB below the official limit are not reported.



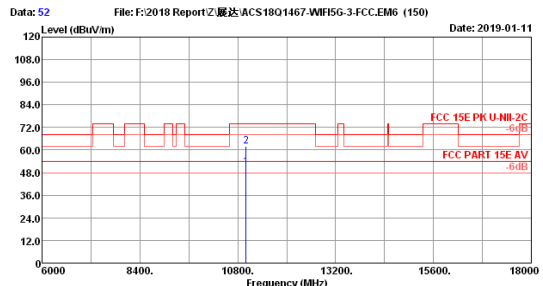
Date: 2019-01-11
 File: F:\2018 Report\2. 展达\ACS1801467-WIFI5G-3-FCC.EM6 (150)
 Site no. : 3m Chamber Data no. : 50
 Dis. / Ant. : 3m 2018 MCTD1209-3007 Ant. pol. : HORIZONTAL
 Limit : FCC 15E PK U-NII-2C Pre :
 Env. / Ins. : 23.4°C/52.9% Engineer : Garry
 EUT : BCM dual band 2*2 WIFI M/N:50-0102-BC-22
 Power rating : AC 120V/60Hz
 Test Mode : 11a 5500MHz Tx Mode
 M/N :

No.	Freq. (MHz)	Ant. Factor (dB/m)	Cable Loss (dB)	AMP factor (dB)	Reading (dBuV)	Emission Level (dBuV/m)	Limits (dBuV/m)	Margin (dB)	Remark
1	5500.00	33.40	15.87	34.70	84.38	98.95	-----	-----	Peak

Remarks: 1. Emission Level= Antenna Factor + Cable Loss + Reading - Amp Factor
 2. The emission levels that are 20dB below the official limit are not reported.



Date: 2019-01-11
 File: F:\2018 Report\2. 展达\ACS1801467-WIFI5G-3-FCC.EM6 (150)
 Site no. : 3m Chamber Data no. : 51
 Dis. / Ant. : 3m 2018 MCTD1209-3007 Ant. pol. : HORIZONTAL
 Limit : FCC 15E PK U-NII-2C Pre :
 Env. / Ins. : 23.4°C/52.9% Engineer : Garry
 EUT : BCM dual band 2*2 WIFI M/N:50-0102-BC-22
 Power rating : AC 120V/60Hz
 Test Mode : 11a 5500MHz Tx Mode
 M/N :

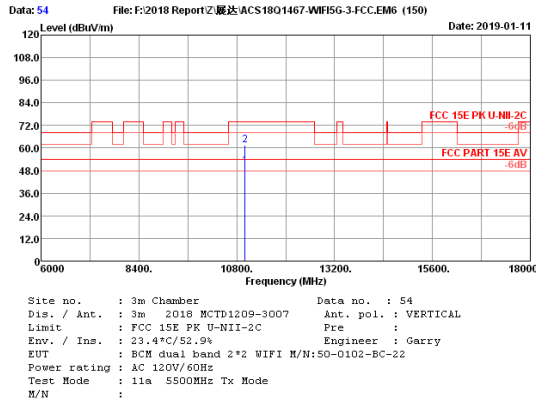
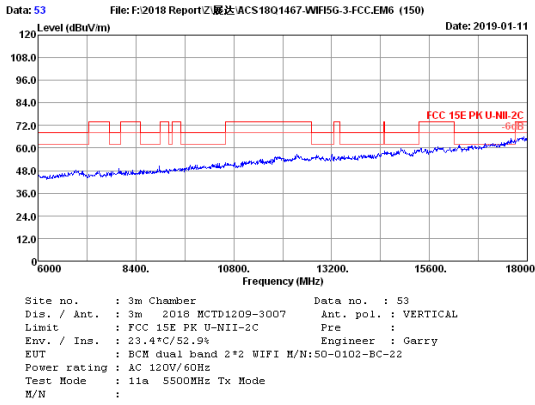


Date: 2019-01-11
 File: F:\2018 Report\2. 展达\ACS1801467-WIFI5G-3-FCC.EM6 (150)
 Site no. : 3m Chamber Data no. : 52
 Dis. / Ant. : 3m 2018 MCTD1209-3007 Ant. pol. : HORIZONTAL
 Limit : FCC 15E PK U-NII-2C Pre :
 Env. / Ins. : 23.4°C/52.9% Engineer : Garry
 EUT : BCM dual band 2*2 WIFI M/N:50-0102-BC-22
 Power rating : AC 120V/60Hz
 Test Mode : 11a 5500MHz Tx Mode
 M/N :

No.	Freq. (MHz)	Ant. Factor (dB/m)	Cable Loss (dB)	AMP factor (dB)	Reading (dBuV)	Emission Level (dBuV/m)	Limits (dBuV/m)	Margin (dB)	Remark
1	11000.00	38.40	20.10	33.10	25.36	50.76	54.00	3.24	Average
2	11000.00	38.40	20.10	33.10	36.39	61.79	74.00	12.21	Peak

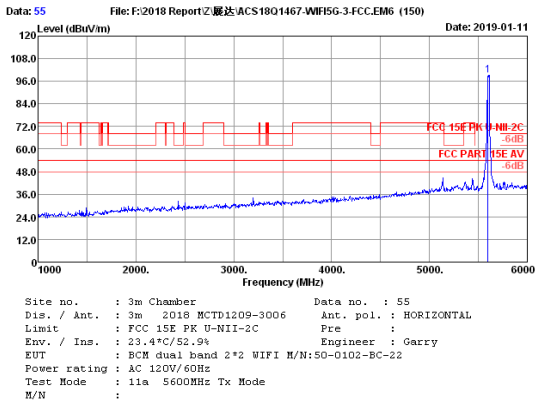
Remarks: 1. Emission Level= Antenna Factor + Cable Loss + Reading - Amp Factor
 2. The emission levels that are 20dB below the official limit are not reported.

FCC ID: XVG500102BC22



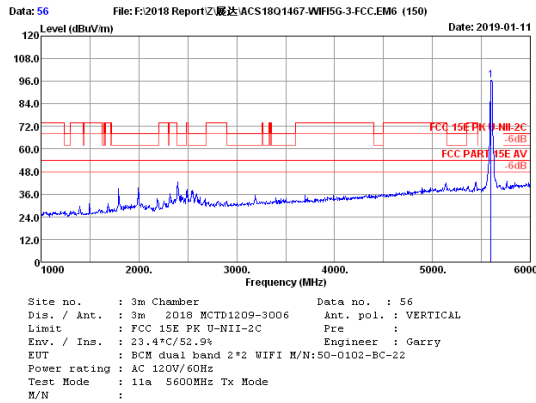
No.	Freq. (MHz)	Ant. Factor (dB/m)	Cable Loss (dB)	AMP factor (dB)	Reading (dBuV)	Emission Level (dBuV/m)	Limits (dBuV/m)	Margin (dB)	Remark
1	11000.00	38.40	20.10	33.10	25.19	50.59	54.00	3.41	Average
2	11000.00	38.40	20.10	33.10	36.19	61.59	74.00	12.41	Peak

Remarks: 1. Emission Level= Antenna Factor + Cable Loss + Reading - Amp Factor
 2. The emission levels that are 20dB below the official limit are not reported.



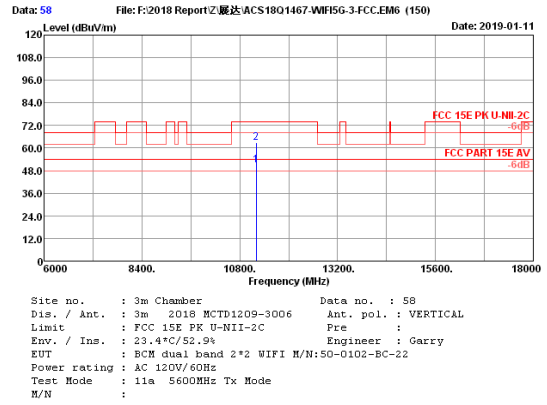
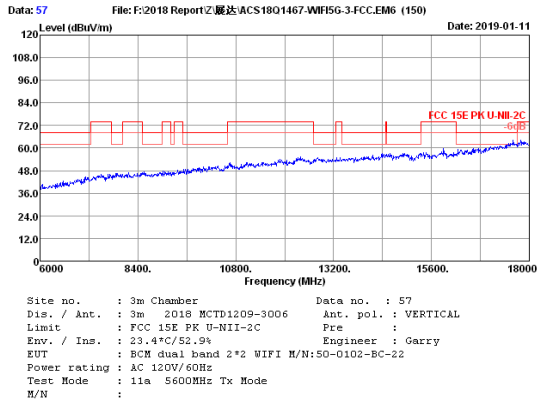
No.	Freq. (MHz)	Ant. Factor (dB/m)	Cable Loss (dB)	AMP factor (dB)	Reading (dBuV)	Emission Level (dBuV/m)	Limits (dBuV/m)	Margin (dB)	Remark
1	5600.00	33.04	16.08	34.66	84.85	99.31	-----	-----	Peak

Remarks: 1. Emission Level= Antenna Factor + Cable Loss + Reading - Amp Factor
 2. The emission levels that are 20dB below the official limit are not reported.



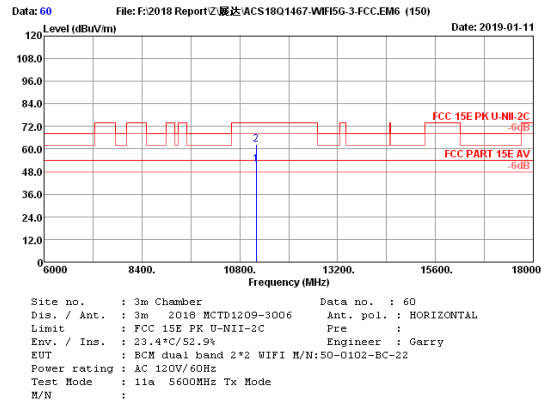
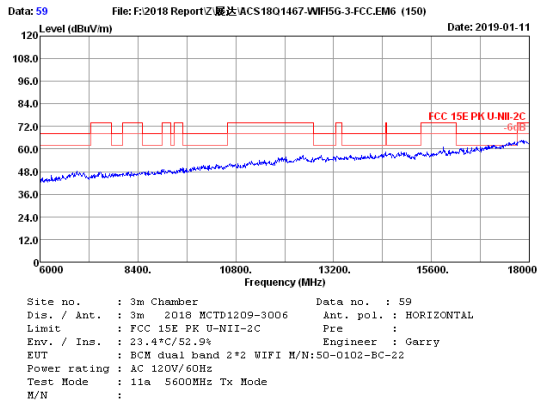
No.	Freq. (MHz)	Ant. Factor (dB/m)	Cable Loss (dB)	AMP factor (dB)	Reading (dBuV)	Emission Level (dBuV/m)	Limits (dBuV/m)	Margin (dB)	Remark
1	5600.00	33.04	16.08	34.66	82.15	96.61	-----	-----	Peak

Remarks: 1. Emission Level= Antenna Factor + Cable Loss + Reading - Amp Factor
 2. The emission levels that are 20dB below the official limit are not reported.



No.	Freq. (MHz)	Ant. Factor (dB/m)	Cable Loss (dB)	AMP factor (dB)	Reading (dBuV)	Emission Level (dBuV/m)	Limits (dBuV/m)	Margin (dB)	Remark
1	11200.00	38.64	20.55	32.92	24.58	50.85	54.00	3.15	Average
2	11200.00	38.64	20.55	32.92	36.39	62.66	74.00	11.34	Peak

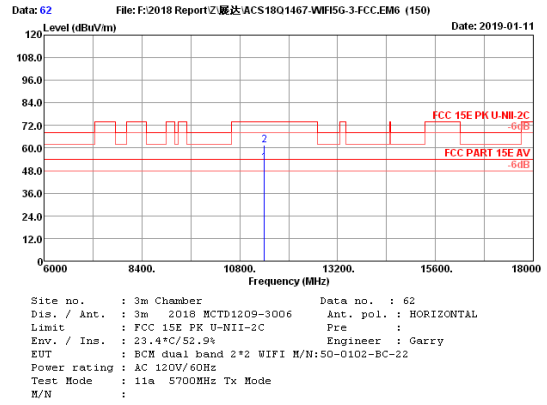
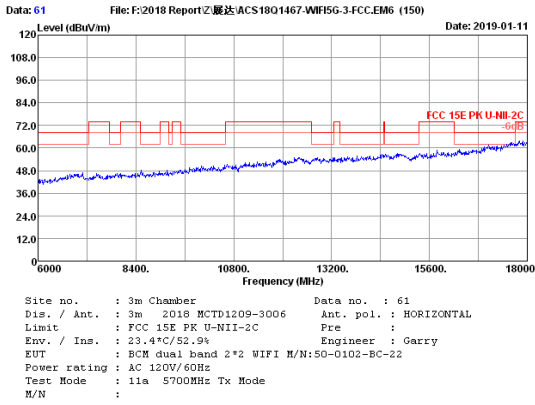
Remarks: 1. Emission Level= Antenna Factor + Cable Loss + Reading - Amp Factor
 2. The emission levels that are 20dB below the official limit are not reported.



No.	Freq. (MHz)	Ant. Factor (dB/m)	Cable Loss (dB)	AMP factor (dB)	Reading (dBuV)	Emission Level (dBuV/m)	Limits (dBuV/m)	Margin (dB)	Remark
1	11200.00	38.64	20.55	32.92	25.37	51.64	54.00	2.36	Average
2	11200.00	38.64	20.55	32.92	36.27	62.54	74.00	11.46	Peak

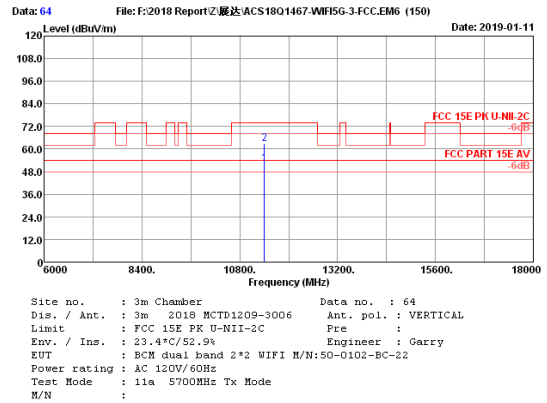
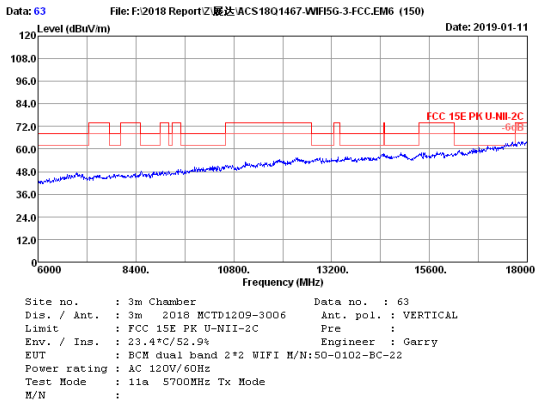
Remarks: 1. Emission Level= Antenna Factor + Cable Loss + Reading - Amp Factor
 2. The emission levels that are 20dB below the official limit are not reported.

FCC ID: XVG500102BC22



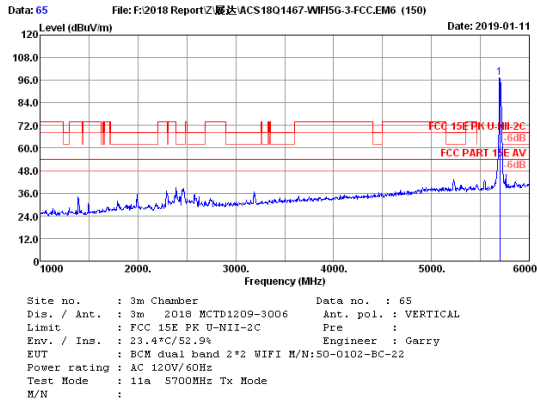
No.	Freq. (MHz)	Ant. Factor (dB/m)	Cable Loss (dB)	AMP factor (dB)	Reading (dBuV)	Emission Level (dBuV/m)	Limits (dBuV/m)	Margin (dB)	Remark
1	11400.00	38.48	20.99	32.73	25.39	52.13	54.00	1.87	Average
2	11400.00	38.48	20.99	32.73	34.85	61.59	74.00	12.41	Peak

Remarks: 1. Emission Level= Antenna Factor + Cable Loss + Reading - Amp Factor
 2. The emission levels that are 20dB below the official limit are not reported.



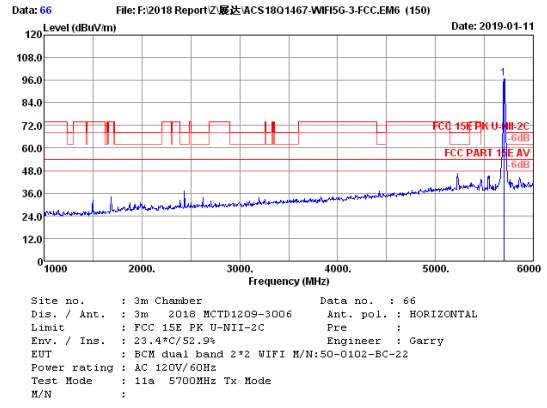
No.	Freq. (MHz)	Ant. Factor (dB/m)	Cable Loss (dB)	AMP factor (dB)	Reading (dBuV)	Emission Level (dBuV/m)	Limits (dBuV/m)	Margin (dB)	Remark
1	11400.00	38.48	20.99	32.73	25.37	52.11	54.00	1.89	Average
2	11400.00	38.48	20.99	32.73	36.27	63.01	74.00	10.99	Peak

Remarks: 1. Emission Level= Antenna Factor + Cable Loss + Reading - Amp Factor
 2. The emission levels that are 20dB below the official limit are not reported.



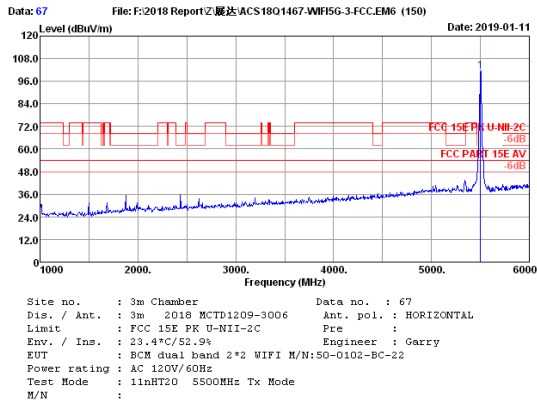
No.	Freq. (MHz)	Ant. Factor (dB/m)	Cable Loss (dB)	AMP factor (dB)	Reading (dBuV)	Emission Level (dBuV/m)	Limits (dBuV/m)	Margin (dB)	Remark
1	5700.00	33.17	16.26	34.62	82.73	97.54	-----	-----	Peak

Remarks: 1. Emission Level= Antenna Factor + Cable Loss + Reading - Amp Factor
 2. The emission levels that are 20dB below the official limit are not reported.



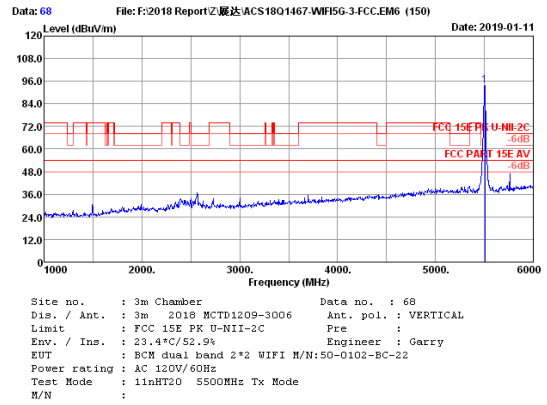
No.	Freq. (MHz)	Ant. Factor (dB/m)	Cable Loss (dB)	AMP factor (dB)	Reading (dBuV)	Emission Level (dBuV/m)	Limits (dBuV/m)	Margin (dB)	Remark
1	5700.00	33.17	16.26	34.62	82.25	97.06	-----	-----	Peak

Remarks: 1. Emission Level= Antenna Factor + Cable Loss + Reading - Amp Factor
 2. The emission levels that are 20dB below the official limit are not reported.



No.	Freq. (MHz)	Ant. Factor (dB/m)	Cable Loss (dB)	AMP factor (dB)	Reading (dBuV)	Emission Level (dBuV/m)	Limits (dBuV/m)	Margin (dB)	Remark
1	5500.00	32.90	15.87	34.70	87.40	101.47	-----	-----	Peak

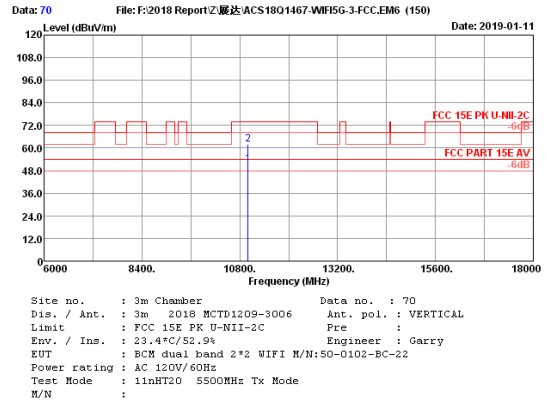
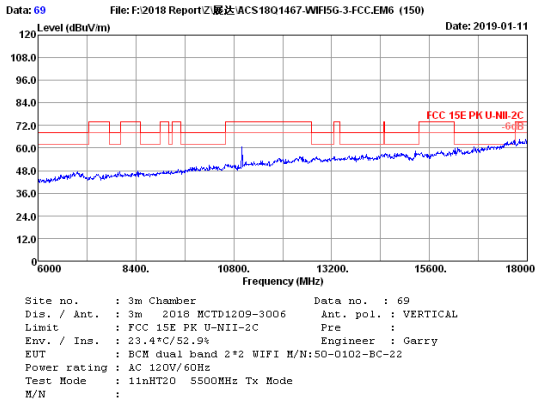
Remarks: 1. Emission Level= Antenna Factor + Cable Loss + Reading - Amp Factor
 2. The emission levels that are 20dB below the official limit are not reported.



No.	Freq. (MHz)	Ant. Factor (dB/m)	Cable Loss (dB)	AMP factor (dB)	Reading (dBuV)	Emission Level (dBuV/m)	Limits (dBuV/m)	Margin (dB)	Remark
1	5505.00	32.90	15.87	34.69	80.01	94.09	-----	-----	Peak

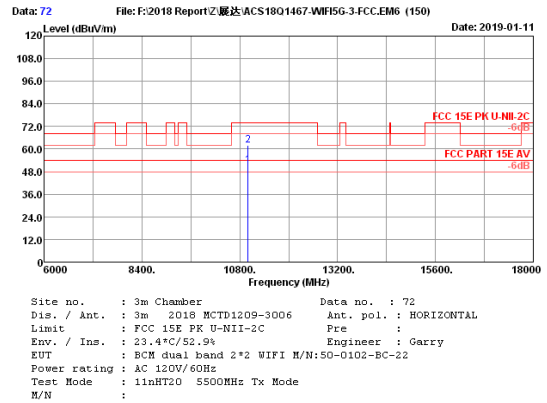
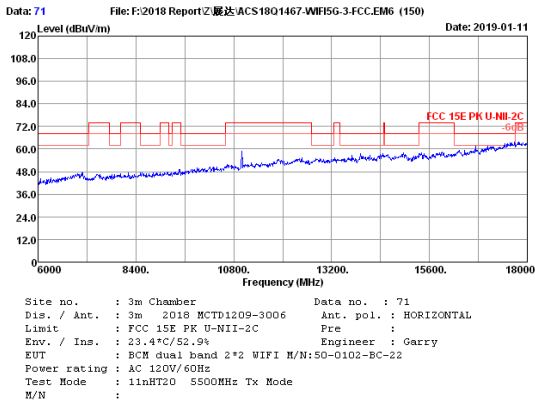
Remarks: 1. Emission Level= Antenna Factor + Cable Loss + Reading - Amp Factor
 2. The emission levels that are 20dB below the official limit are not reported.

FCC ID: XVG500102BC22



No.	Freq. (MHz)	Ant. Factor (dB/m)	Cable Loss (dB)	AMP factor (dB)	Reading (dBuV)	Emission Level (dBuV/m)	Limits (dBuV/m)	Margin (dB)	Remark
1	11000.00	38.80	20.10	33.10	25.47	51.27	54.00	2.73	Average
2	11000.00	38.80	20.10	33.10	36.29	62.09	74.00	11.91	Peak

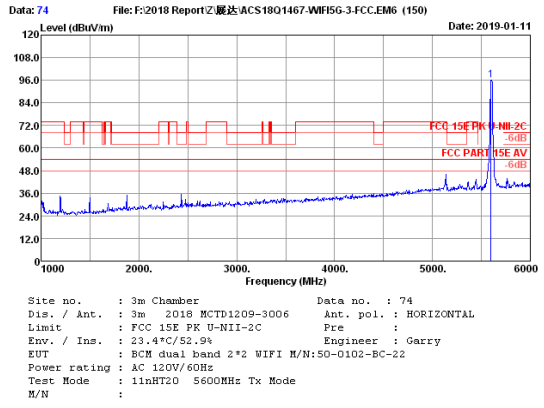
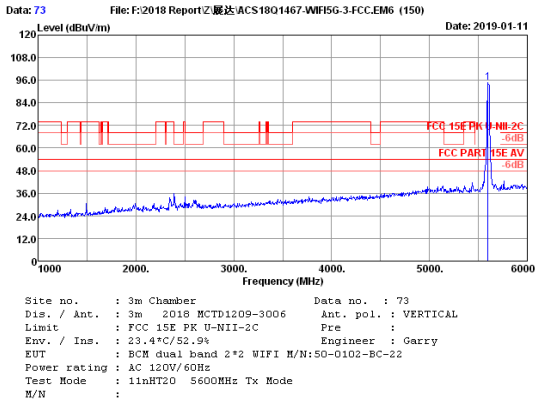
Remarks: 1. Emission Level= Antenna Factor + Cable Loss + Reading - Amp Factor
 2. The emission levels that are 20dB below the official limit are not reported.



No.	Freq. (MHz)	Ant. Factor (dB/m)	Cable Loss (dB)	AMP factor (dB)	Reading (dBuV)	Emission Level (dBuV/m)	Limits (dBuV/m)	Margin (dB)	Remark
1	11000.00	38.80	20.10	33.10	25.39	51.19	54.00	2.81	Average
2	11000.00	38.80	20.10	33.10	36.31	62.11	74.00	11.89	Peak

Remarks: 1. Emission Level= Antenna Factor + Cable Loss + Reading - Amp Factor
 2. The emission levels that are 20dB below the official limit are not reported.

FCC ID: XVG500102BC22

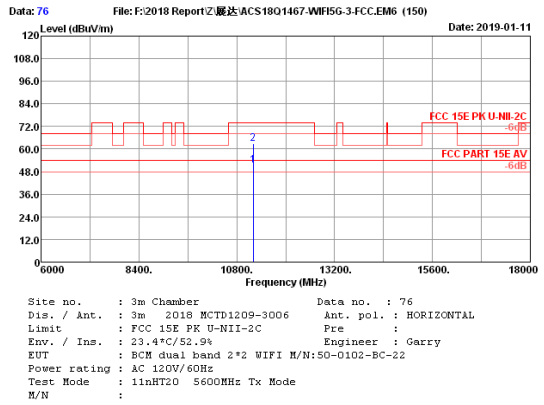
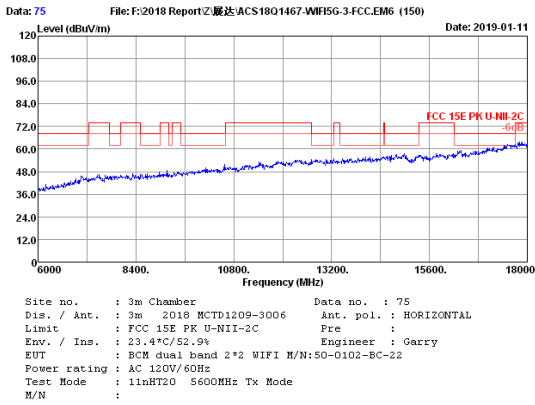


No.	Freq. (MHz)	Ant. Factor (dB/m)	Cable Loss (dB)	AMP factor (dB)	Reading (dBuV)	Emission Level (dBuV/m)	Limits (dBuV/m)	Margin (dB)	Remark
1	5600.00	33.04	16.08	34.66	80.26	94.72			Peak

Remarks: 1. Emission Level= Antenna Factor + Cable Loss + Reading - Amp Factor
 2. The emission levels that are 20dB below the official limit are not reported.

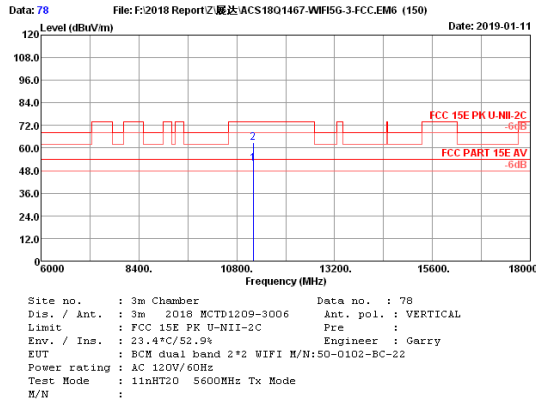
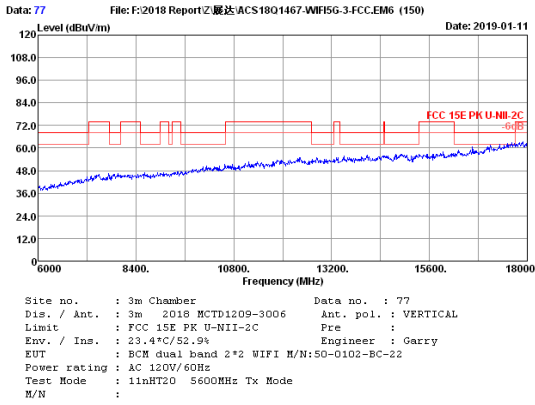
No.	Freq. (MHz)	Ant. Factor (dB/m)	Cable Loss (dB)	AMP factor (dB)	Reading (dBuV)	Emission Level (dBuV/m)	Limits (dBuV/m)	Margin (dB)	Remark
1	5600.00	33.04	16.08	34.66	81.84	96.30			Peak

Remarks: 1. Emission Level= Antenna Factor + Cable Loss + Reading - Amp Factor
 2. The emission levels that are 20dB below the official limit are not reported.



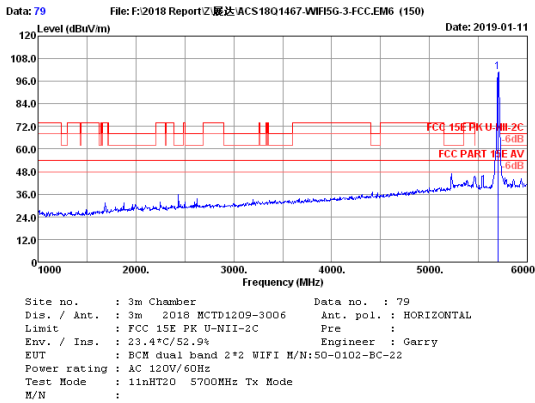
No.	Freq. (MHz)	Ant. Factor (dB/m)	Cable Loss (dB)	AMP factor (dB)	Reading (dBuV)	Emission Level (dBuV/m)	Limits (dBuV/m)	Margin (dB)	Remark
1	11200.00	38.64	20.55	32.92	25.11	51.38	54.00	2.62	Average
2	11200.00	38.64	20.55	32.92	36.64	62.91	74.00	11.09	Peak

Remarks: 1. Emission Level= Antenna Factor + Cable Loss + Reading - Amp Factor
 2. The emission levels that are 20dB below the official limit are not reported.



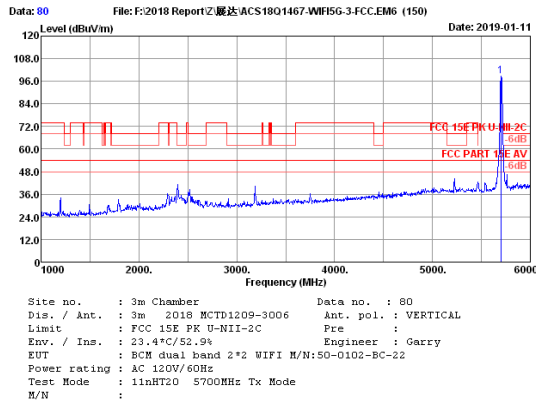
No.	Freq. (MHz)	Ant. Factor (dB/m)	Cable Loss (dB)	AMP factor (dB)	Reading (dBuV)	Emission Level (dBuV/m)	Limits (dBuV/m)	Margin (dB)	Remark
1	11200.00	38.64	20.55	32.92	25.41	51.68	54.00	2.32	Average
2	11200.00	38.64	20.55	32.92	36.61	62.88	74.00	11.12	Peak

Remarks: 1. Emission Level= Antenna Factor + Cable Loss + Reading - Amp Factor
 2. The emission levels that are 20dB below the official limit are not reported.



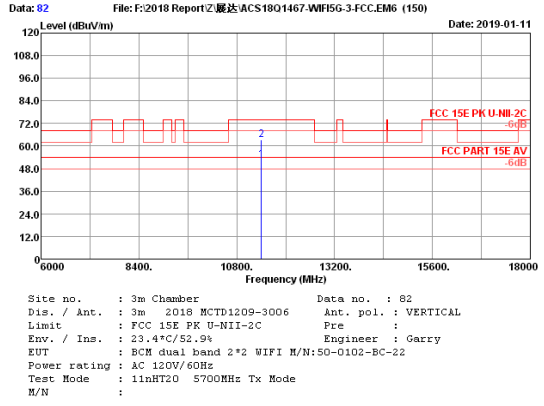
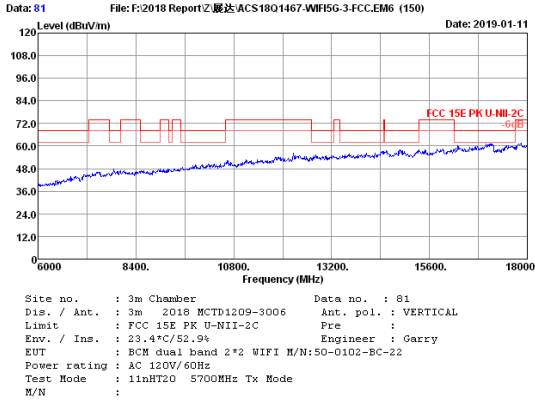
No.	Freq. (MHz)	Ant. Factor (dB/m)	Cable Loss (dB)	AMP factor (dB)	Reading (dBuV)	Emission Level (dBuV/m)	Limits (dBuV/m)	Margin (dB)	Remark
1	5700.00	33.17	16.26	34.62	86.27	101.08			Peak

Remarks: 1. Emission Level= Antenna Factor + Cable Loss + Reading - Amp Factor
 2. The emission levels that are 20dB below the official limit are not reported.



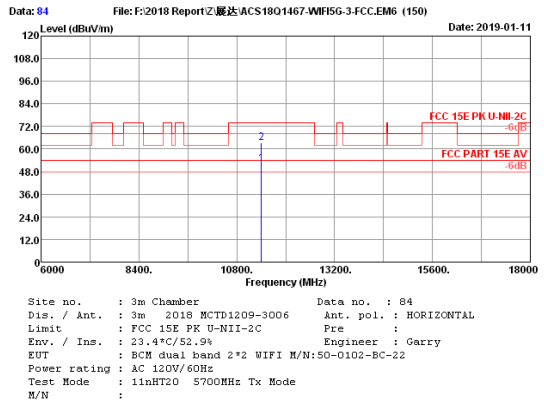
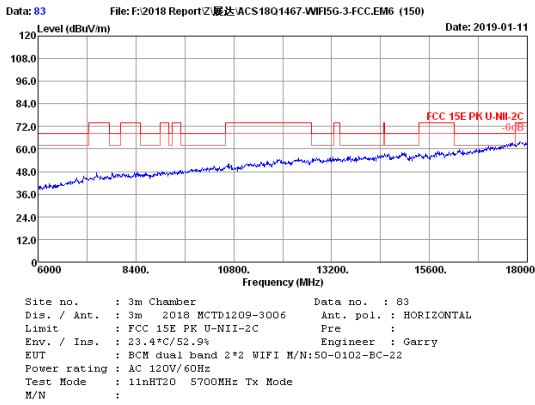
No.	Freq. (MHz)	Ant. Factor (dB/m)	Cable Loss (dB)	AMP factor (dB)	Reading (dBuV)	Emission Level (dBuV/m)	Limits (dBuV/m)	Margin (dB)	Remark
1	5700.00	33.17	16.26	34.62	83.91	98.72			Peak

Remarks: 1. Emission Level= Antenna Factor + Cable Loss + Reading - Amp Factor
 2. The emission levels that are 20dB below the official limit are not reported.



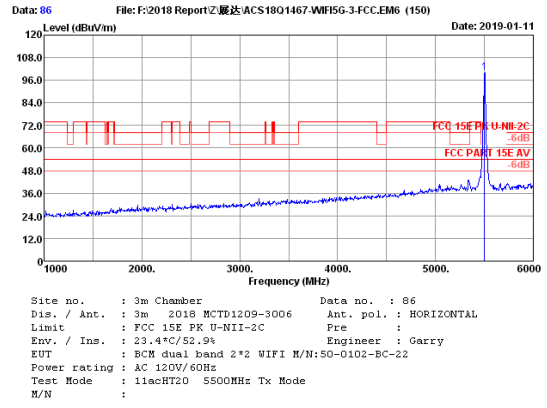
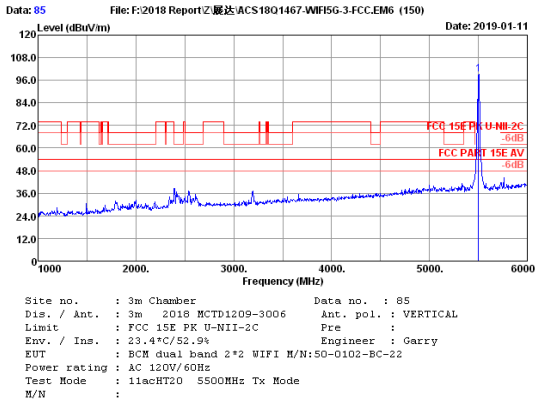
No.	Freq. (MHz)	Ant. Factor (dB/m)	Cable Loss (dB)	AMP factor (dB)	Reading (dBuV)	Emission Level (dBuV/m)	Limits (dBuV/m)	Margin (dB)	Remark
1	11400.00	38.48	20.99	32.73	25.81	52.55	54.00	1.45	Average
2	11400.00	38.48	20.99	32.73	36.67	63.41	74.00	10.59	Peak

Remarks: 1. Emission Level= Antenna Factor + Cable Loss + Reading - Amp Factor
 2. The emission levels that are 20dB below the official limit are not reported.



No.	Freq. (MHz)	Ant. Factor (dB/m)	Cable Loss (dB)	AMP factor (dB)	Reading (dBuV)	Emission Level (dBuV/m)	Limits (dBuV/m)	Margin (dB)	Remark
1	11400.00	38.48	20.99	32.73	25.37	52.11	54.00	1.89	Average
2	11400.00	38.48	20.99	32.73	36.59	63.33	74.00	10.67	Peak

Remarks: 1. Emission Level= Antenna Factor + Cable Loss + Reading - Amp Factor
 2. The emission levels that are 20dB below the official limit are not reported.

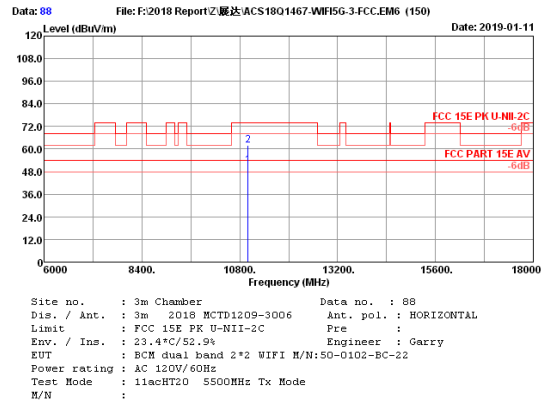
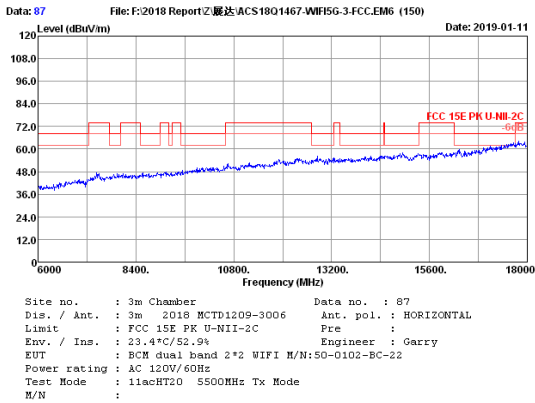


No.	Freq. (MHz)	Ant. Factor (dB/m)	Cable Loss (dB)	AMP factor (dB)	Reading (dBuV)	Emission Level (dBuV/m)	Limits (dBuV/m)	Margin (dB)	Remark
1	5500.00	32.90	15.87	34.70	85.08	99.15	-----	-----	Peak

Remarks: 1. Emission Level= Antenna Factor + Cable Loss + Reading - Amp Factor
 2. The emission levels that are 20dB below the official limit are not reported.

No.	Freq. (MHz)	Ant. Factor (dB/m)	Cable Loss (dB)	AMP factor (dB)	Reading (dBuV)	Emission Level (dBuV/m)	Limits (dBuV/m)	Margin (dB)	Remark
1	5500.00	32.90	15.87	34.70	86.18	100.25	-----	-----	Peak

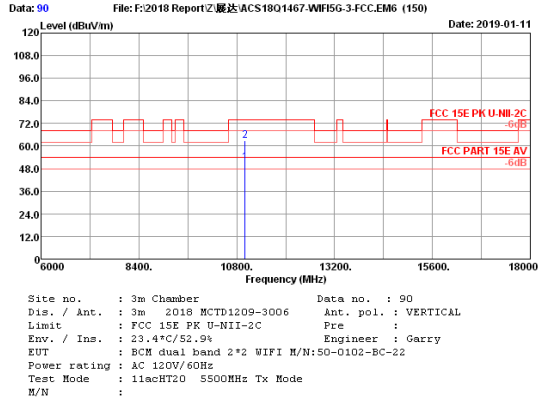
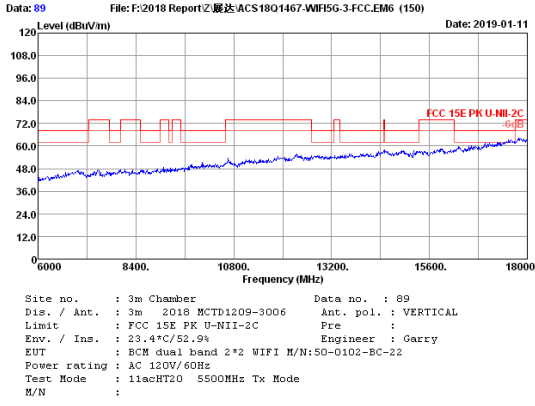
Remarks: 1. Emission Level= Antenna Factor + Cable Loss + Reading - Amp Factor
 2. The emission levels that are 20dB below the official limit are not reported.



No.	Freq. (MHz)	Ant. Factor (dB/m)	Cable Loss (dB)	AMP factor (dB)	Reading (dBuV)	Emission Level (dBuV/m)	Limits (dBuV/m)	Margin (dB)	Remark
1	11000.00	38.80	20.10	33.10	25.49	51.29	54.00	2.71	Average
2	11000.00	38.80	20.10	33.10	36.37	62.17	74.00	11.83	Peak

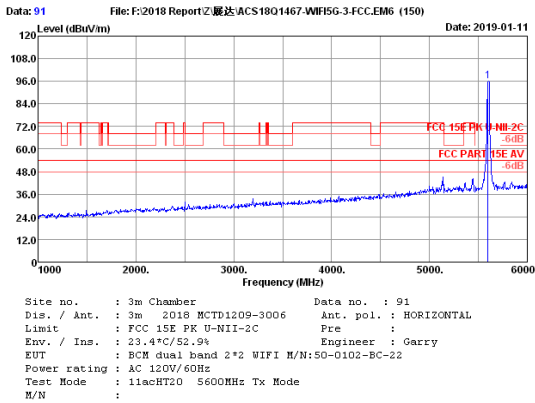
Remarks: 1. Emission Level= Antenna Factor + Cable Loss + Reading - Amp Factor
 2. The emission levels that are 20dB below the official limit are not reported.

FCC ID: XVG500102BC22



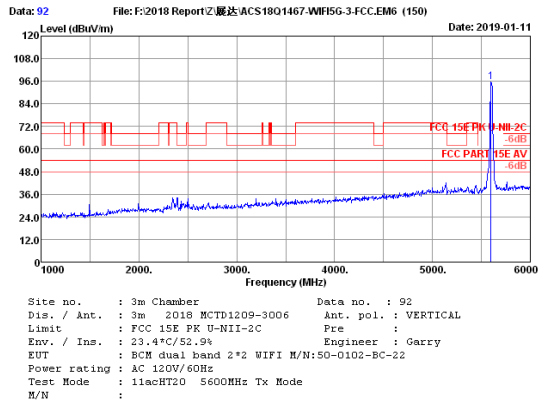
No.	Freq. (MHz)	Ant. Factor (dB/m)	Cable Loss (dB)	AMP factor (dB)	Reading (dBuV)	Emission Level (dBuV/m)	Limits (dBuV/m)	Margin (dB)	Remark
1	11000.00	38.80	20.10	33.10	25.46	51.26	54.00	2.74	Average
2	11000.00	38.80	20.10	33.10	36.97	62.77	74.00	11.23	Peak

Remarks: 1. Emission Level= Antenna Factor + Cable Loss + Reading - Amp Factor
 2. The emission levels that are 20dB below the official limit are not reported.



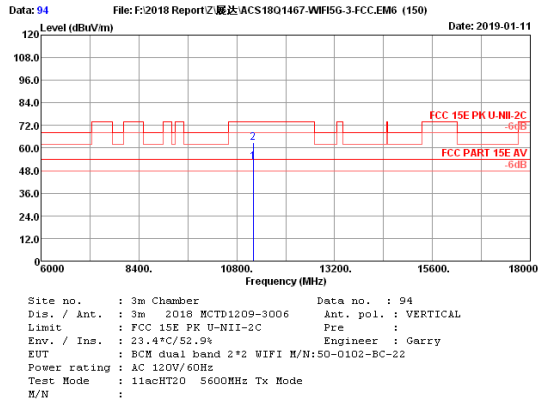
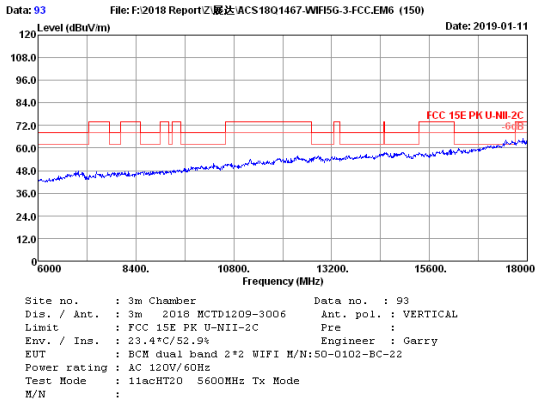
No.	Freq. (MHz)	Ant. Factor (dB/m)	Cable Loss (dB)	AMP factor (dB)	Reading (dBuV)	Emission Level (dBuV/m)	Limits (dBuV/m)	Margin (dB)	Remark
1	5600.00	33.04	16.08	34.66	81.63	96.09	-----	-----	Peak

Remarks: 1. Emission Level= Antenna Factor + Cable Loss + Reading - Amp Factor
 2. The emission levels that are 20dB below the official limit are not reported.



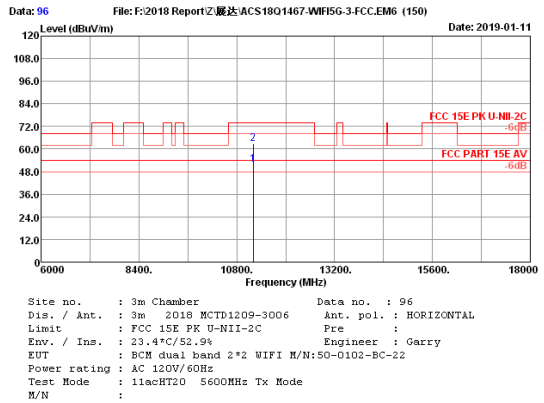
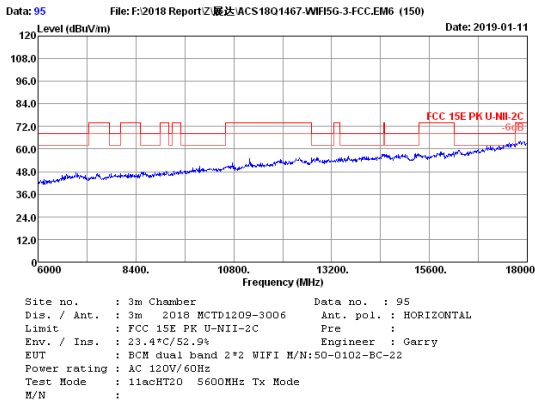
No.	Freq. (MHz)	Ant. Factor (dB/m)	Cable Loss (dB)	AMP factor (dB)	Reading (dBuV)	Emission Level (dBuV/m)	Limits (dBuV/m)	Margin (dB)	Remark
1	5600.00	33.04	16.08	34.66	81.40	95.86	-----	-----	Peak

Remarks: 1. Emission Level= Antenna Factor + Cable Loss + Reading - Amp Factor
 2. The emission levels that are 20dB below the official limit are not reported.



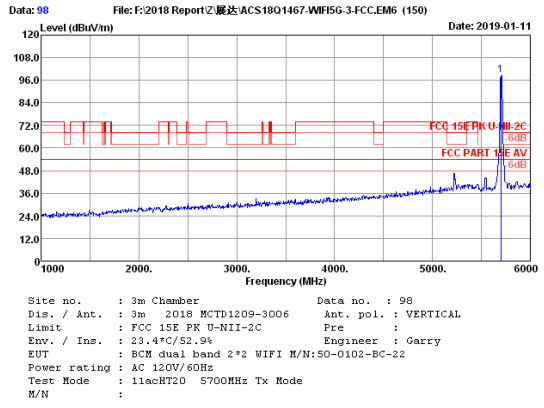
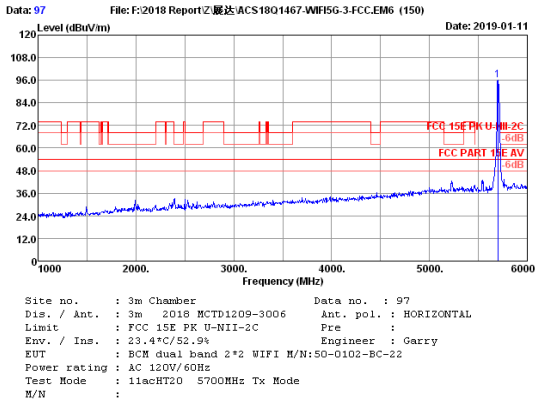
No.	Freq. (MHz)	Ant. Factor (dB/m)	Cable Loss (dB)	AMP factor (dB)	Reading (dBuV)	Emission Level (dBuV/m)	Limits (dBuV/m)	Margin (dB)	Remark
1	11200.00	38.64	20.55	32.92	26.43	52.70	54.00	1.30	Average
2	11200.00	38.64	20.55	32.92	36.67	62.94	74.00	11.06	Peak

Remarks: 1. Emission Level= Antenna Factor + Cable Loss + Reading - Amp Factor
 2. The emission levels that are 20dB below the official limit are not reported.



No.	Freq. (MHz)	Ant. Factor (dB/m)	Cable Loss (dB)	AMP factor (dB)	Reading (dBuV)	Emission Level (dBuV/m)	Limits (dBuV/m)	Margin (dB)	Remark
1	11200.00	38.64	20.55	32.92	25.49	51.76	54.00	2.24	Average
2	11200.00	38.64	20.55	32.92	36.54	62.81	74.00	11.19	Peak

Remarks: 1. Emission Level= Antenna Factor + Cable Loss + Reading - Amp Factor
 2. The emission levels that are 20dB below the official limit are not reported.

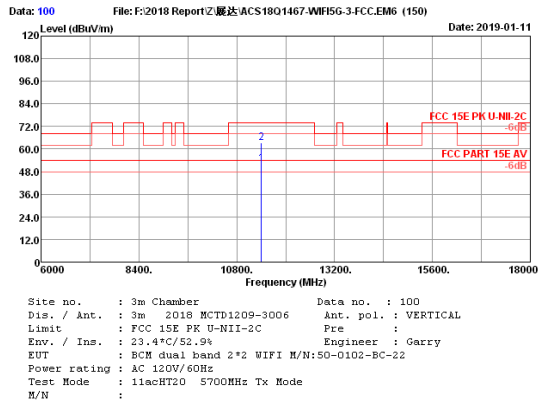
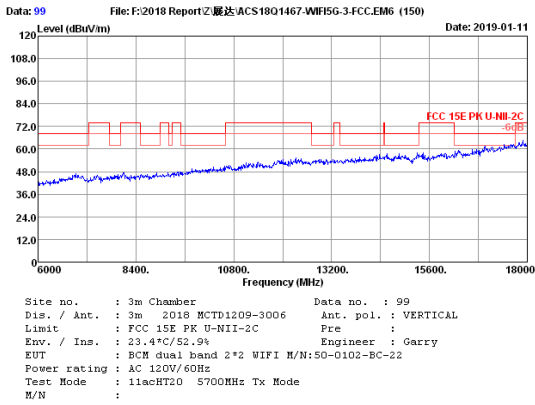


No.	Freq. (MHz)	Ant. Factor (dB/m)	Cable Loss (dB)	AMP factor (dB)	Reading (dBuV)	Emission Level (dBuV/m)	Limits (dBuV/m)	Margin (dB)	Remark
1	5700.00	33.17	16.26	34.62	81.29	96.10	-----	-----	Peak

Remarks: 1. Emission Level= Antenna Factor + Cable Loss + Reading - Amp Factor
 2. The emission levels that are 20dB below the official limit are not reported.

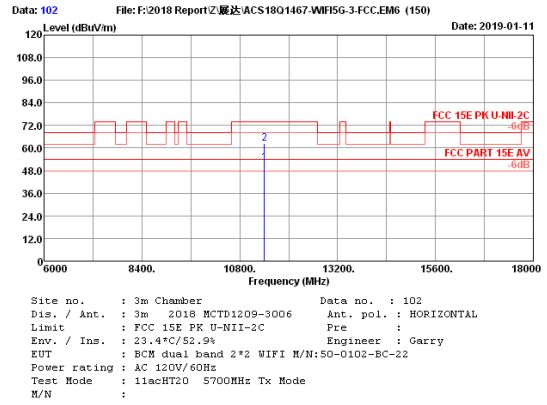
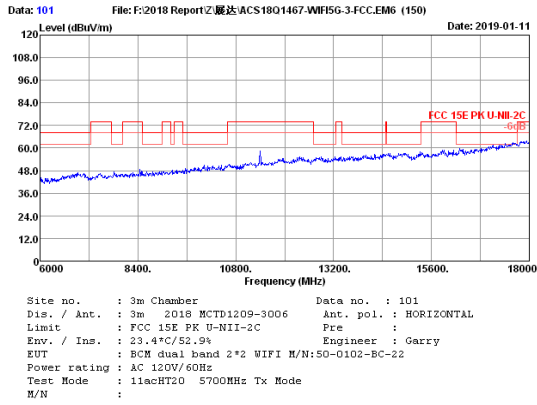
No.	Freq. (MHz)	Ant. Factor (dB/m)	Cable Loss (dB)	AMP factor (dB)	Reading (dBuV)	Emission Level (dBuV/m)	Limits (dBuV/m)	Margin (dB)	Remark
1	5700.00	33.17	16.26	34.62	83.78	98.59	-----	-----	Peak

Remarks: 1. Emission Level= Antenna Factor + Cable Loss + Reading - Amp Factor
 2. The emission levels that are 20dB below the official limit are not reported.



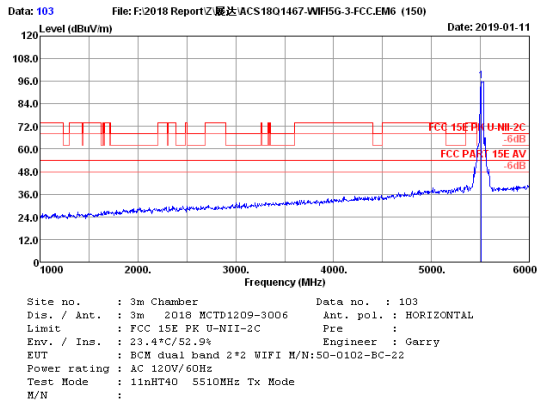
No.	Freq. (MHz)	Ant. Factor (dB/m)	Cable Loss (dB)	AMP factor (dB)	Reading (dBuV)	Emission Level (dBuV/m)	Limits (dBuV/m)	Margin (dB)	Remark
1	11400.00	38.48	20.99	32.73	25.57	52.31	54.00	1.69	Average
2	11400.00	38.48	20.99	32.73	36.36	63.10	74.00	10.90	Peak

Remarks: 1. Emission Level= Antenna Factor + Cable Loss + Reading - Amp Factor
 2. The emission levels that are 20dB below the official limit are not reported.



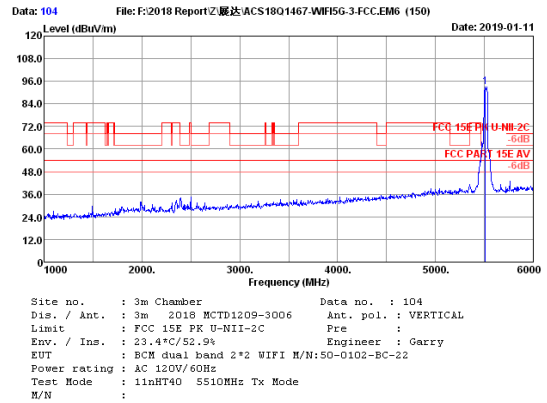
No.	Freq. (MHz)	Ant. Factor (dB/m)	Cable Loss (dB)	AMP factor (dB)	Reading (dBuV)	Emission Level (dBuV/m)	Limits (dBuV/m)	Margin (dB)	Remark
1	11400.00	38.48	20.99	32.73	25.43	52.17	54.00	1.83	Average
2	11400.00	38.48	20.99	32.73	35.67	62.41	74.00	11.59	Peak

Remarks: 1. Emission Level= Antenna Factor + Cable Loss + Reading - Amp Factor
 2. The emission levels that are 20dB below the official limit are not reported.



No.	Freq. (MHz)	Ant. Factor (dB/m)	Cable Loss (dB)	AMP factor (dB)	Reading (dBuV)	Emission Level (dBuV/m)	Limits (dBuV/m)	Margin (dB)	Remark
1	5510.00	32.90	15.87	34.69	81.93	96.01	-----	-----	Peak

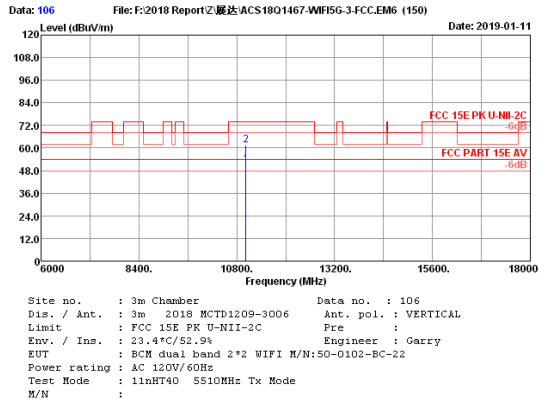
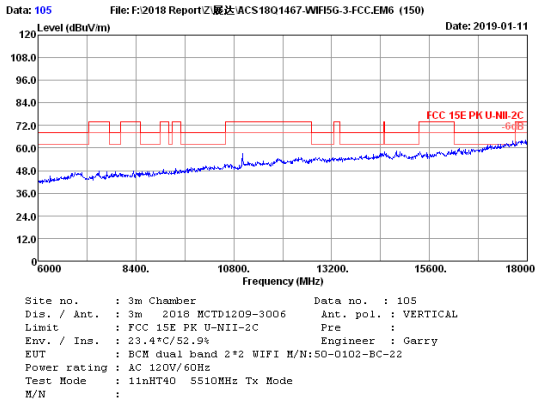
Remarks: 1. Emission Level= Antenna Factor + Cable Loss + Reading - Amp Factor
 2. The emission levels that are 20dB below the official limit are not reported.



No.	Freq. (MHz)	Ant. Factor (dB/m)	Cable Loss (dB)	AMP factor (dB)	Reading (dBuV)	Emission Level (dBuV/m)	Limits (dBuV/m)	Margin (dB)	Remark
1	5510.00	32.90	15.87	34.69	79.11	93.19	-----	-----	Peak

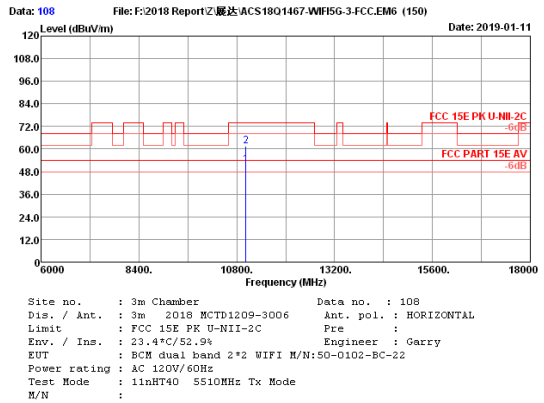
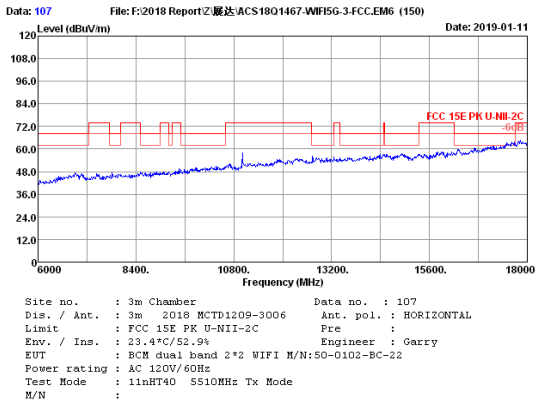
Remarks: 1. Emission Level= Antenna Factor + Cable Loss + Reading - Amp Factor
 2. The emission levels that are 20dB below the official limit are not reported.

FCC ID: XVG500102BC22



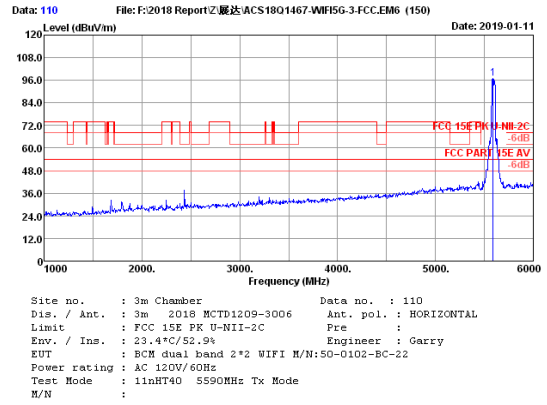
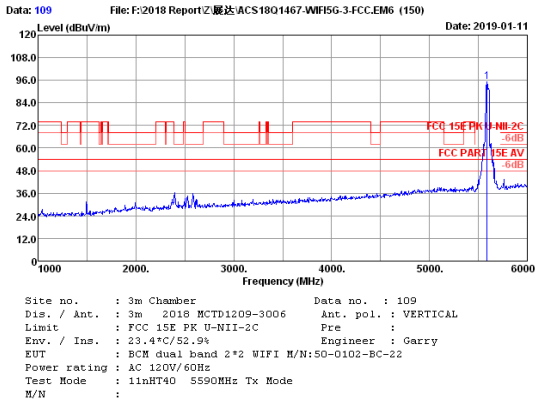
No.	Freq. (MHz)	Ant. Factor (dB/m)	Cable Loss (dB)	AMP factor (dB)	Reading (dBuV)	Emission Level (dBuV/m)	Limits (dBuV/m)	Margin (dB)	Remark
1	11020.00	38.79	20.14	33.08	25.61	51.46	54.00	2.54	Average
2	11020.00	38.79	20.14	33.08	35.79	61.64	74.00	12.36	Peak

Remarks: 1. Emission Level= Antenna Factor + Cable Loss + Reading - Amp Factor
 2. The emission levels that are 20dB below the official limit are not reported.



No.	Freq. (MHz)	Ant. Factor (dB/m)	Cable Loss (dB)	AMP factor (dB)	Reading (dBuV)	Emission Level (dBuV/m)	Limits (dBuV/m)	Margin (dB)	Remark
1	11020.00	38.79	20.14	33.08	26.13	51.98	54.00	2.02	Average
2	11020.00	38.79	20.14	33.08	35.87	61.72	74.00	12.28	Peak

Remarks: 1. Emission Level= Antenna Factor + Cable Loss + Reading - Amp Factor
 2. The emission levels that are 20dB below the official limit are not reported.

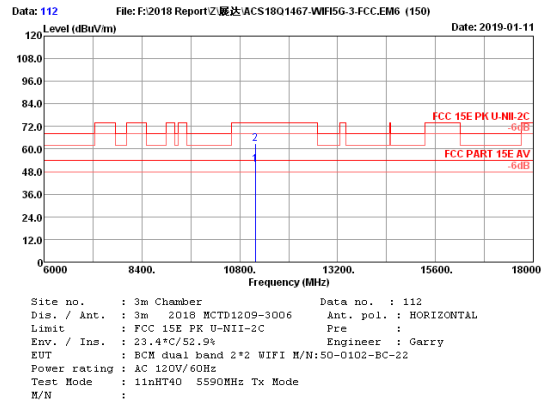
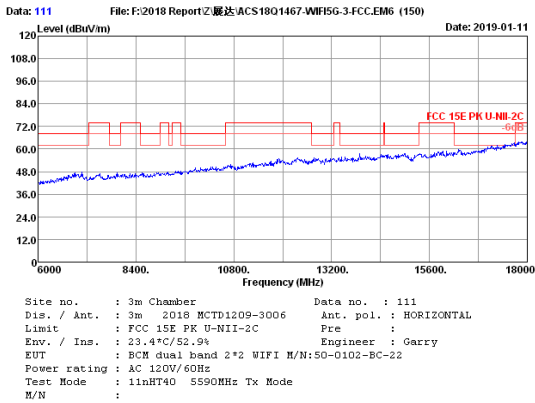


No.	Freq. (MHz)	Ant. Factor (dB/m)	Cable Loss (dB)	AMP factor (dB)	Reading (dBuV)	Emission Level (dBuV/m)	Limits (dBuV/m)	Margin (dB)	Remark
1	5590.00	33.02	16.05	34.66	80.65	95.06	-----	-----	Peak

Remarks: 1. Emission Level= Antenna Factor + Cable Loss + Reading - Amp Factor
 2. The emission levels that are 20dB below the official limit are not reported.

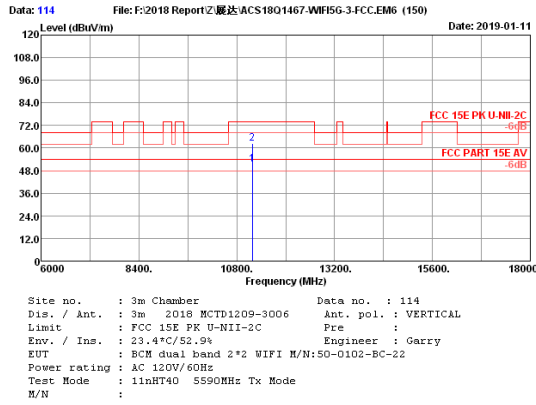
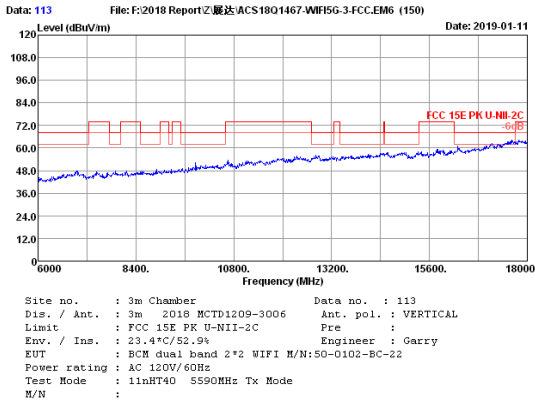
No.	Freq. (MHz)	Ant. Factor (dB/m)	Cable Loss (dB)	AMP factor (dB)	Reading (dBuV)	Emission Level (dBuV/m)	Limits (dBuV/m)	Margin (dB)	Remark
1	5590.00	33.02	16.05	34.66	82.70	97.11	-----	-----	Peak

Remarks: 1. Emission Level= Antenna Factor + Cable Loss + Reading - Amp Factor
 2. The emission levels that are 20dB below the official limit are not reported.



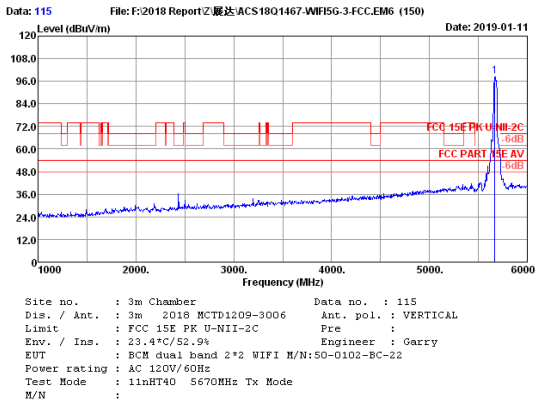
No.	Freq. (MHz)	Ant. Factor (dB/m)	Cable Loss (dB)	AMP factor (dB)	Reading (dBuV)	Emission Level (dBuV/m)	Limits (dBuV/m)	Margin (dB)	Remark
1	11180.00	38.65	20.51	32.94	25.38	51.60	54.00	2.40	Average
2	11180.00	38.65	20.51	32.94	36.65	62.87	74.00	11.13	Peak

Remarks: 1. Emission Level= Antenna Factor + Cable Loss + Reading - Amp Factor
 2. The emission levels that are 20dB below the official limit are not reported.



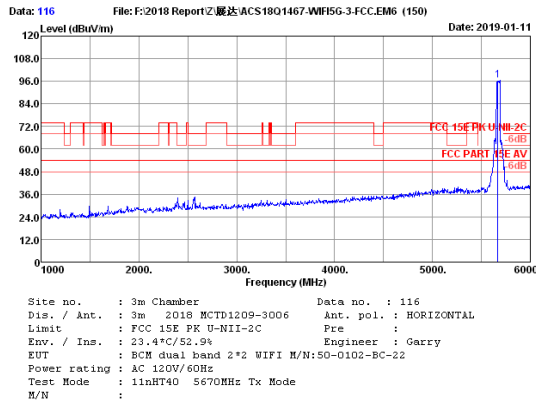
No.	Freq. (MHz)	Ant. Factor (dB/m)	Cable Loss (dB)	AMP factor (dB)	Reading (dBuV)	Emission Level (dBuV/m)	Limits (dBuV/m)	Margin (dB)	Remark
1	11180.00	38.65	20.51	32.94	24.98	51.20	54.00	2.80	Average
2	11180.00	38.65	20.51	32.94	36.37	62.59	74.00	11.41	Peak

Remarks: 1. Emission Level= Antenna Factor + Cable Loss + Reading - Amp Factor
 2. The emission levels that are 20dB below the official limit are not reported.



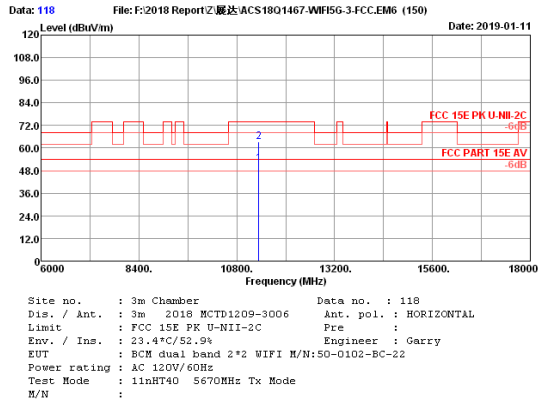
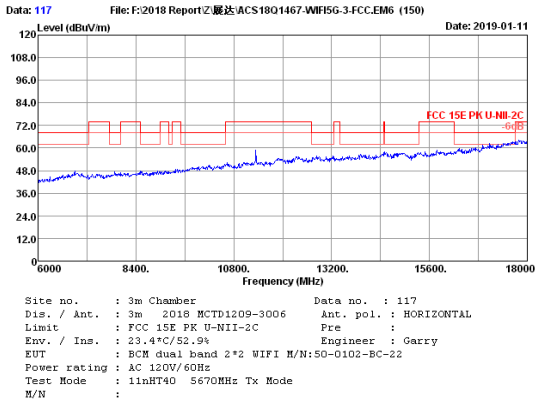
No.	Freq. (MHz)	Ant. Factor (dB/m)	Cable Loss (dB)	AMP factor (dB)	Reading (dBuV)	Emission Level (dBuV/m)	Limits (dBuV/m)	Margin (dB)	Remark
1	5670.00	33.14	16.22	34.63	83.85	98.58	-----	-----	Peak

Remarks: 1. Emission Level= Antenna Factor + Cable Loss + Reading - Amp Factor
 2. The emission levels that are 20dB below the official limit are not reported.



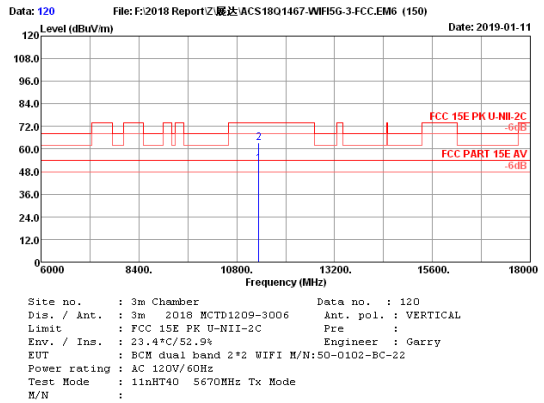
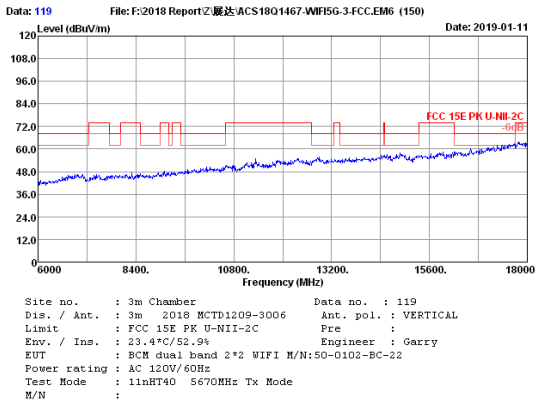
No.	Freq. (MHz)	Ant. Factor (dB/m)	Cable Loss (dB)	AMP factor (dB)	Reading (dBuV)	Emission Level (dBuV/m)	Limits (dBuV/m)	Margin (dB)	Remark
1	5670.00	33.14	16.22	34.63	81.91	96.64	-----	-----	Peak

Remarks: 1. Emission Level= Antenna Factor + Cable Loss + Reading - Amp Factor
 2. The emission levels that are 20dB below the official limit are not reported.



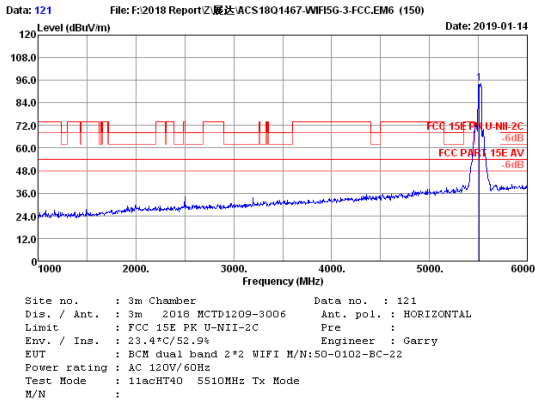
No.	Freq. (MHz)	Ant. Factor (dB/m)	Cable Loss (dB)	AMP factor (dB)	Reading (dBuV)	Emission Level (dBuV/m)	Limits (dBuV/m)	Margin (dB)	Remark
1	11340.00	38.53	20.85	32.80	25.37	51.95	54.00	2.05	Average
2	11340.00	38.53	20.85	32.80	36.57	63.15	74.00	10.85	Peak

Remarks: 1. Emission Level= Antenna Factor + Cable Loss + Reading - Amp Factor
 2. The emission levels that are 20dB below the official limit are not reported.



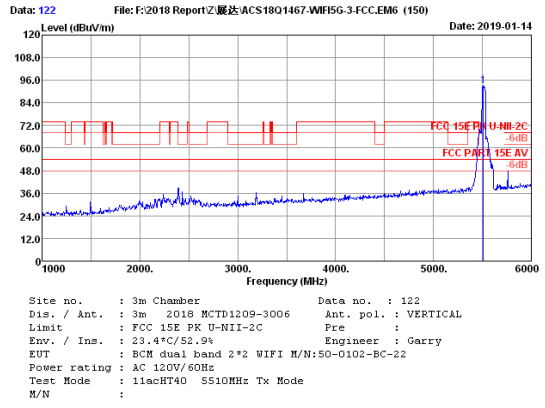
No.	Freq. (MHz)	Ant. Factor (dB/m)	Cable Loss (dB)	AMP factor (dB)	Reading (dBuV)	Emission Level (dBuV/m)	Limits (dBuV/m)	Margin (dB)	Remark
1	11340.00	38.53	20.85	32.80	25.46	52.04	54.00	1.96	Average
2	11340.00	38.53	20.85	32.80	36.58	63.16	74.00	10.84	Peak

Remarks: 1. Emission Level= Antenna Factor + Cable Loss + Reading - Amp Factor
 2. The emission levels that are 20dB below the official limit are not reported.



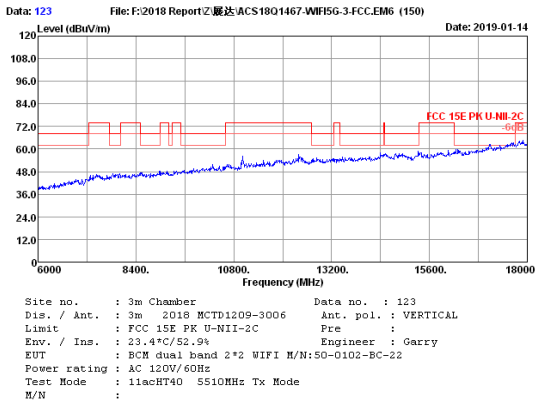
No.	Freq. (MHz)	Ant. Factor (dB/m)	Cable Loss (dB)	AMP factor (dB)	Reading (dBuV)	Emission Level (dBuV/m)	Limits (dBuV/m)	Margin (dB)	Remark
1	5510.00	32.90	15.87	34.69	80.26	94.34	-----	-----	Peak

Remarks: 1. Emission Level= Antenna Factor + Cable Loss + Reading - Amp Factor
 2. The emission levels that are 20dB below the official limit are not reported.



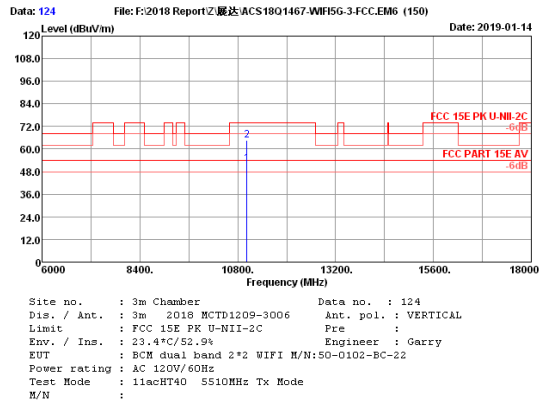
No.	Freq. (MHz)	Ant. Factor (dB/m)	Cable Loss (dB)	AMP factor (dB)	Reading (dBuV)	Emission Level (dBuV/m)	Limits (dBuV/m)	Margin (dB)	Remark
1	5510.00	32.90	15.87	34.69	79.00	93.08	-----	-----	Peak

Remarks: 1. Emission Level= Antenna Factor + Cable Loss + Reading - Amp Factor
 2. The emission levels that are 20dB below the official limit are not reported.



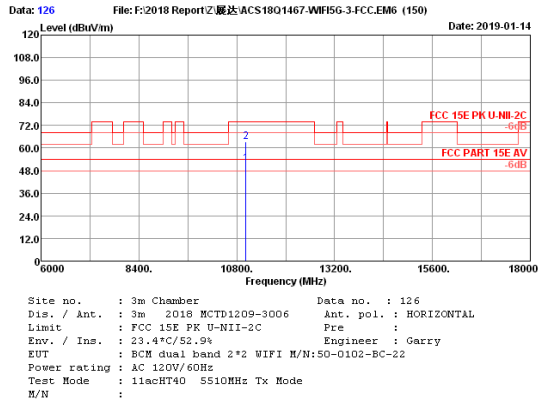
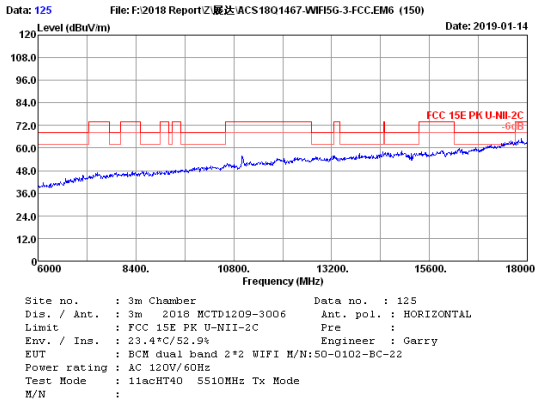
No.	Freq. (MHz)	Ant. Factor (dB/m)	Cable Loss (dB)	AMP factor (dB)	Reading (dBuV)	Emission Level (dBuV/m)	Limits (dBuV/m)	Margin (dB)	Remark
1	11020.00	38.79	20.14	33.08	26.31	52.16	54.00	1.84	Average
2	11020.00	38.79	20.14	33.08	38.69	64.54	74.00	9.46	Peak

Remarks: 1. Emission Level= Antenna Factor + Cable Loss + Reading - Amp Factor
 2. The emission levels that are 20dB below the official limit are not reported.



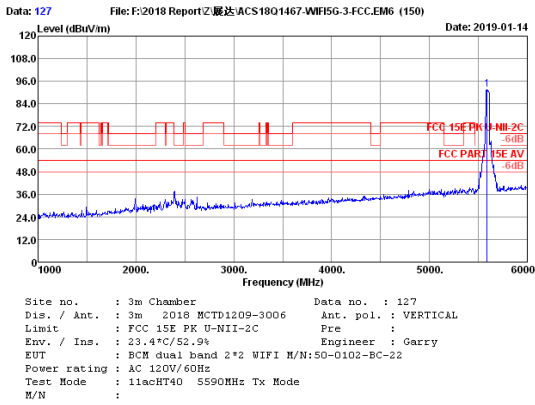
No.	Freq. (MHz)	Ant. Factor (dB/m)	Cable Loss (dB)	AMP factor (dB)	Reading (dBuV)	Emission Level (dBuV/m)	Limits (dBuV/m)	Margin (dB)	Remark
1	11020.00	38.79	20.14	33.08	26.31	52.16	54.00	1.84	Average
2	11020.00	38.79	20.14	33.08	38.69	64.54	74.00	9.46	Peak

Remarks: 1. Emission Level= Antenna Factor + Cable Loss + Reading - Amp Factor
 2. The emission levels that are 20dB below the official limit are not reported.



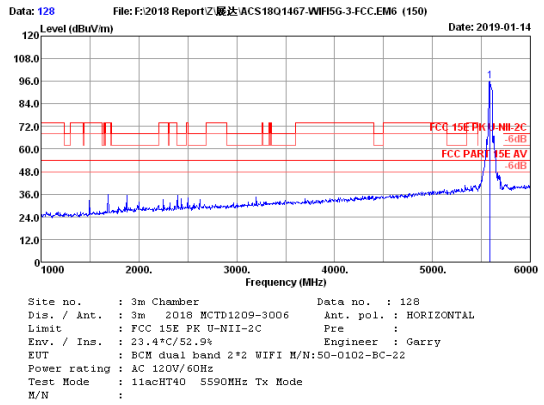
No.	Freq. (MHz)	Ant. Factor (dB/m)	Cable Loss (dB)	AMP factor (dB)	Reading (dBuV)	Emission Level (dBuV/m)	Limits (dBuV/m)	Margin (dB)	Remark
1	11020.00	38.79	20.14	33.08	26.13	51.98	54.00	2.02	Average
2	11020.00	38.79	20.14	33.08	37.36	63.21	74.00	10.79	Peak

Remarks: 1. Emission Level= Antenna Factor + Cable Loss + Reading - Amp Factor
 2. The emission levels that are 20dB below the official limit are not reported.



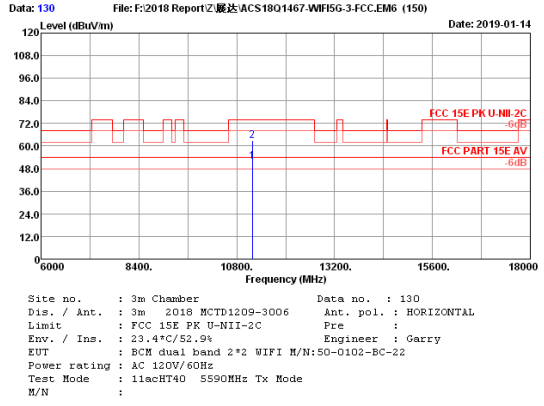
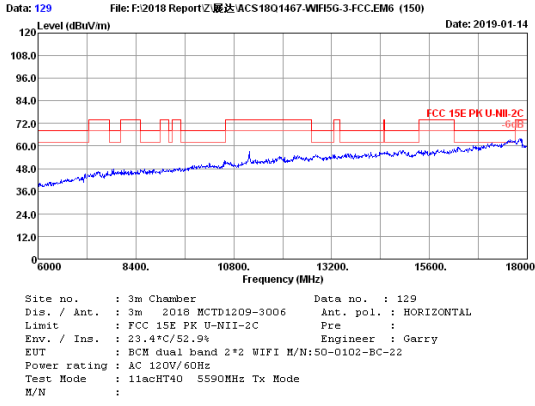
No.	Freq. (MHz)	Ant. Factor (dB/m)	Cable Loss (dB)	AMP factor (dB)	Reading (dBuV)	Emission Level (dBuV/m)	Limits (dBuV/m)	Margin (dB)	Remark
1	5590.00	33.02	16.05	34.66	77.37	91.78	-----	-----	Peak

Remarks: 1. Emission Level= Antenna Factor + Cable Loss + Reading - Amp Factor
 2. The emission levels that are 20dB below the official limit are not reported.



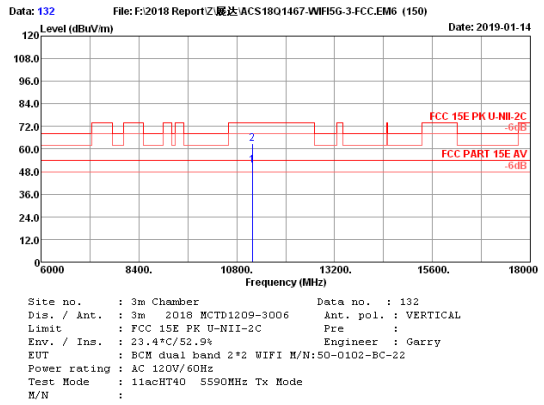
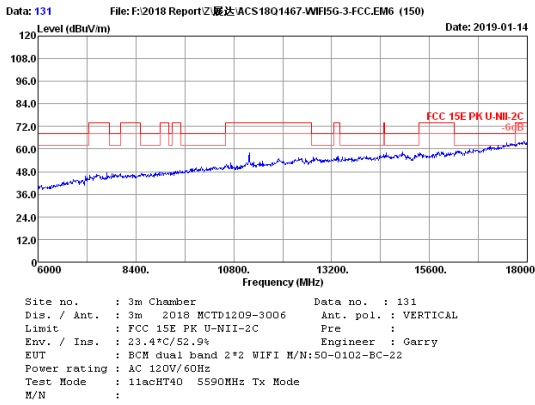
No.	Freq. (MHz)	Ant. Factor (dB/m)	Cable Loss (dB)	AMP factor (dB)	Reading (dBuV)	Emission Level (dBuV/m)	Limits (dBuV/m)	Margin (dB)	Remark
1	5590.00	33.02	16.05	34.66	81.61	96.02	-----	-----	Peak

Remarks: 1. Emission Level= Antenna Factor + Cable Loss + Reading - Amp Factor
 2. The emission levels that are 20dB below the official limit are not reported.



No.	Freq. (MHz)	Ant. Factor (dB/m)	Cable Loss (dB)	AMP factor (dB)	Reading (dBuV)	Emission Level (dBuV/m)	Limits (dBuV/m)	Margin (dB)	Remark
1	11180.00	38.65	20.51	32.94	25.38	51.60	54.00	2.40	Average
2	11180.00	38.65	20.51	32.94	36.58	62.80	74.00	11.20	Peak

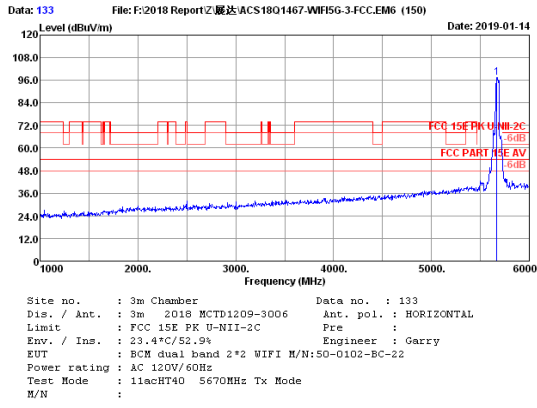
Remarks: 1. Emission Level= Antenna Factor + Cable Loss + Reading - Amp Factor
 2. The emission levels that are 20dB below the official limit are not reported.



No.	Freq. (MHz)	Ant. Factor (dB/m)	Cable Loss (dB)	AMP factor (dB)	Reading (dBuV)	Emission Level (dBuV/m)	Limits (dBuV/m)	Margin (dB)	Remark
1	11180.00	38.65	20.51	32.94	25.36	51.58	54.00	2.42	Average
2	11180.00	38.65	20.51	32.94	36.52	62.74	74.00	11.26	Peak

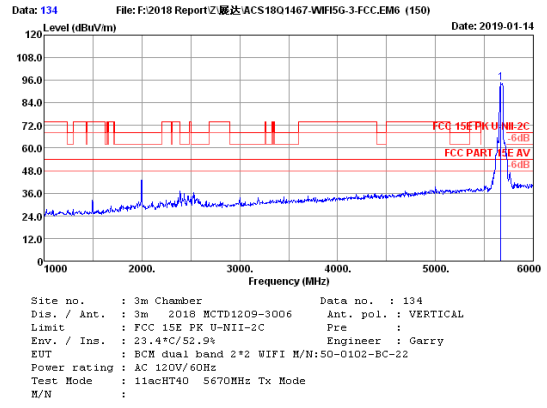
Remarks: 1. Emission Level= Antenna Factor + Cable Loss + Reading - Amp Factor
 2. The emission levels that are 20dB below the official limit are not reported.

FCC ID: XVG500102BC22



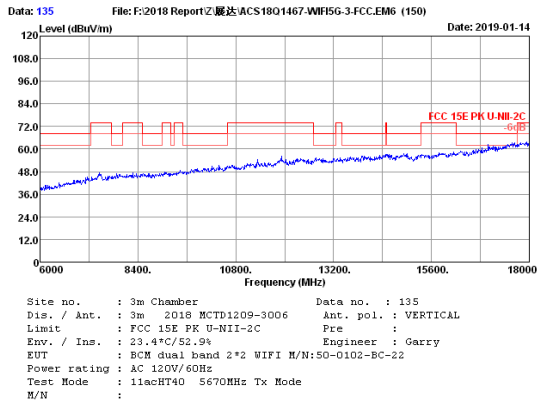
No.	Freq. (MHz)	Ant. Factor (dB/m)	Cable Loss (dB)	AMP factor (dB)	Reading (dBuV)	Emission Level (dBuV/m)	Limits (dBuV/m)	Margin (dB)	Remark
1	5670.00	33.14	16.22	34.63	82.89	97.62	-----	-----	Peak

Remarks: 1. Emission Level= Antenna Factor + Cable Loss + Reading - Amp Factor
 2. The emission levels that are 20dB below the official limit are not reported.



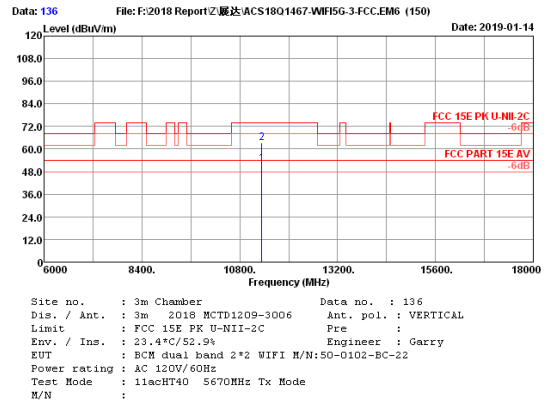
No.	Freq. (MHz)	Ant. Factor (dB/m)	Cable Loss (dB)	AMP factor (dB)	Reading (dBuV)	Emission Level (dBuV/m)	Limits (dBuV/m)	Margin (dB)	Remark
1	5670.00	33.14	16.22	34.63	79.97	94.70	-----	-----	Peak

Remarks: 1. Emission Level= Antenna Factor + Cable Loss + Reading - Amp Factor
 2. The emission levels that are 20dB below the official limit are not reported.



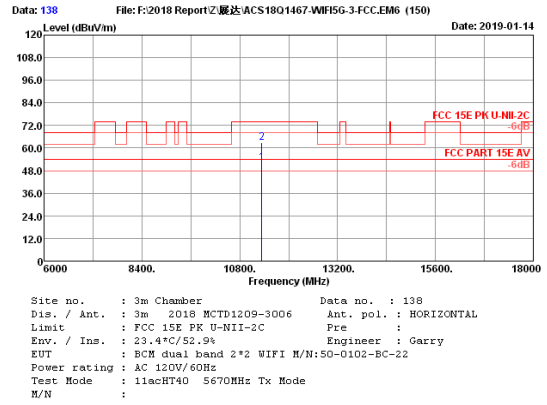
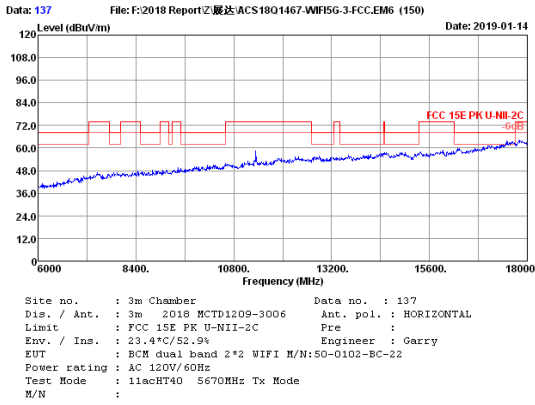
No.	Freq. (MHz)	Ant. Factor (dB/m)	Cable Loss (dB)	AMP factor (dB)	Reading (dBuV)	Emission Level (dBuV/m)	Limits (dBuV/m)	Margin (dB)	Remark
1	11340.00	38.53	20.85	32.80	25.49	52.07	54.00	1.93	Average
2	11340.00	38.53	20.85	32.80	36.59	63.17	74.00	10.83	Peak

Remarks: 1. Emission Level= Antenna Factor + Cable Loss + Reading - Amp Factor
 2. The emission levels that are 20dB below the official limit are not reported.



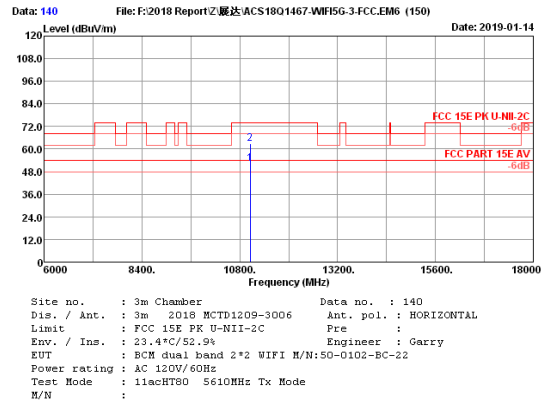
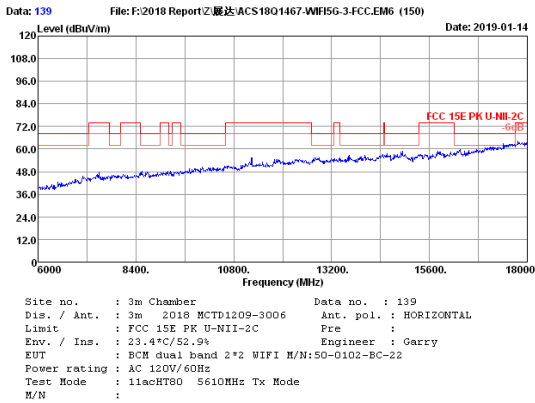
No.	Freq. (MHz)	Ant. Factor (dB/m)	Cable Loss (dB)	AMP factor (dB)	Reading (dBuV)	Emission Level (dBuV/m)	Limits (dBuV/m)	Margin (dB)	Remark
1	11340.00	38.53	20.85	32.80	25.49	52.07	54.00	1.93	Average
2	11340.00	38.53	20.85	32.80	36.59	63.17	74.00	10.83	Peak

Remarks: 1. Emission Level= Antenna Factor + Cable Loss + Reading - Amp Factor
 2. The emission levels that are 20dB below the official limit are not reported.



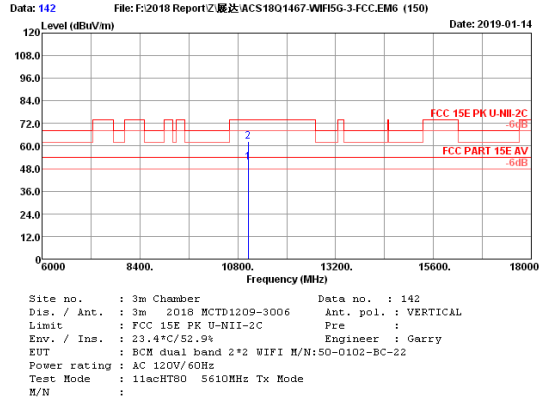
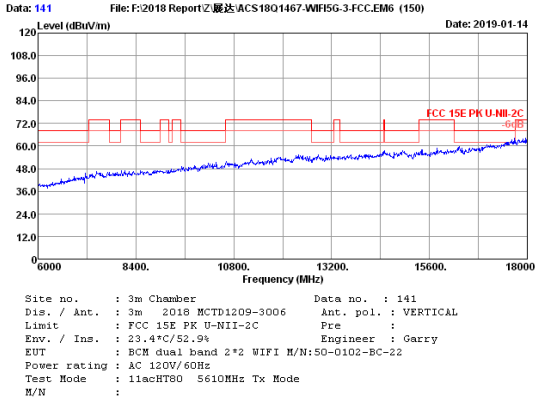
No.	Freq. (MHz)	Ant. Factor (dB/m)	Cable Loss (dB)	AMP factor (dB)	Reading (dBuV)	Emission Level (dBuV/m)	Limits (dBuV/m)	Margin (dB)	Remark
1	11340.00	38.53	20.85	32.80	25.64	52.22	54.00	1.78	Average
2	11340.00	38.53	20.85	32.80	36.28	62.86	74.00	11.14	Peak

Remarks: 1. Emission Level= Antenna Factor + Cable Loss + Reading - Amp Factor
 2. The emission levels that are 20dB below the official limit are not reported.



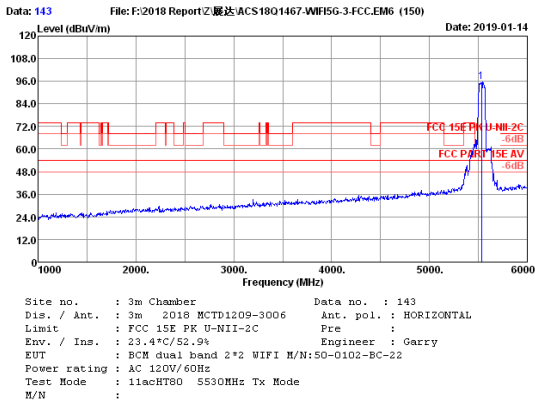
No.	Freq. (MHz)	Ant. Factor (dB/m)	Cable Loss (dB)	AMP factor (dB)	Reading (dBuV)	Emission Level (dBuV/m)	Limits (dBuV/m)	Margin (dB)	Remark
1	11060.00	38.75	20.25	33.03	26.49	52.46	54.00	1.54	Average
2	11060.00	38.75	20.25	33.03	36.78	62.75	74.00	11.25	Peak

Remarks: 1. Emission Level= Antenna Factor + Cable Loss + Reading - Amp Factor
 2. The emission levels that are 20dB below the official limit are not reported.



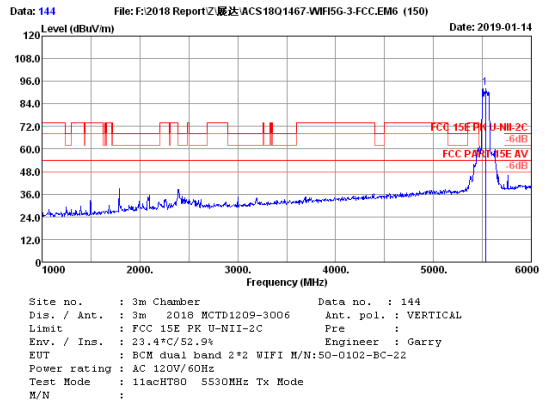
No.	Freq. (MHz)	Ant. Factor (dB/m)	Cable Loss (dB)	AMP factor (dB)	Reading (dBuV)	Emission Level (dBuV/m)	Limits (dBuV/m)	Margin (dB)	Remark
1	11060.00	38.75	20.25	33.03	25.49	51.46	54.00	2.54	Average
2	11060.00	38.75	20.25	33.03	36.69	62.66	74.00	11.34	Peak

Remarks: 1. Emission Level= Antenna Factor + Cable Loss + Reading - Amp Factor
 2. The emission levels that are 20dB below the official limit are not reported.



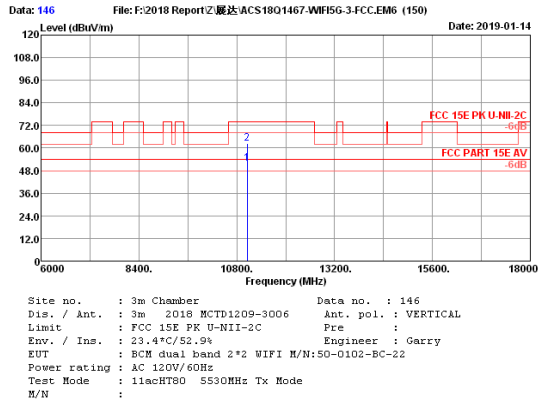
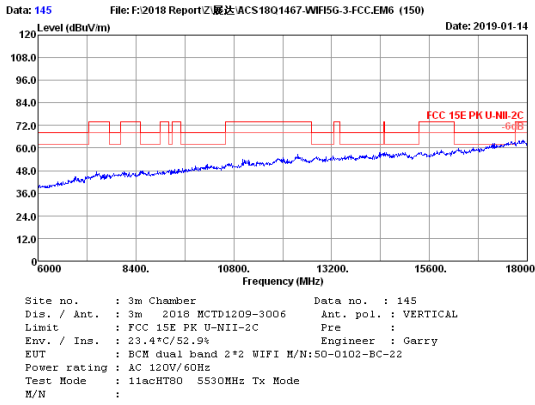
No.	Freq. (MHz)	Ant. Factor (dB/m)	Cable Loss (dB)	AMP factor (dB)	Reading (dBuV)	Emission Level (dBuV/m)	Limits (dBuV/m)	Margin (dB)	Remark
1	5530.00	32.92	15.90	34.68	81.33	95.47	-----	-----	Peak

Remarks: 1. Emission Level= Antenna Factor + Cable Loss + Reading - Amp Factor
 2. The emission levels that are 20dB below the official limit are not reported.



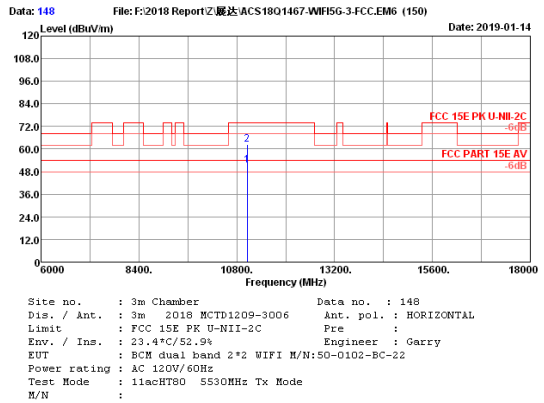
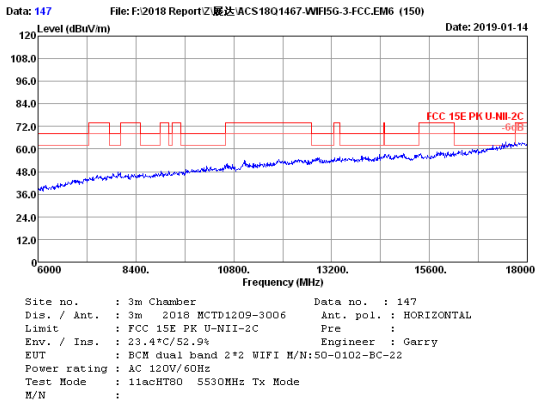
No.	Freq. (MHz)	Ant. Factor (dB/m)	Cable Loss (dB)	AMP factor (dB)	Reading (dBuV)	Emission Level (dBuV/m)	Limits (dBuV/m)	Margin (dB)	Remark
1	5530.00	32.92	15.90	34.68	78.23	92.37	-----	-----	Peak

Remarks: 1. Emission Level= Antenna Factor + Cable Loss + Reading - Amp Factor
 2. The emission levels that are 20dB below the official limit are not reported.



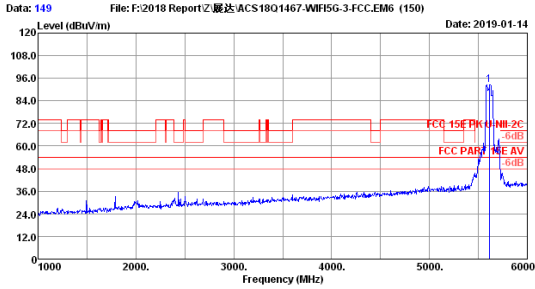
No.	Freq. (MHz)	Ant. Factor (dB/m)	Cable Loss (dB)	AMP factor (dB)	Reading (dBuV)	Emission Level (dBuV/m)	Limits (dBuV/m)	Margin (dB)	Remark
1	11060.00	38.75	20.25	33.03	25.64	51.61	54.00	2.39	Average
2	11060.00	38.75	20.25	33.03	36.39	62.36	74.00	11.64	Peak

Remarks: 1. Emission Level= Antenna Factor + Cable Loss + Reading - Amp Factor
 2. The emission levels that are 20dB below the official limit are not reported.



No.	Freq. (MHz)	Ant. Factor (dB/m)	Cable Loss (dB)	AMP factor (dB)	Reading (dBuV)	Emission Level (dBuV/m)	Limits (dBuV/m)	Margin (dB)	Remark
1	11060.00	38.75	20.25	33.03	25.47	51.44	54.00	2.56	Average
2	11060.00	38.75	20.25	33.03	36.39	62.36	74.00	11.64	Peak

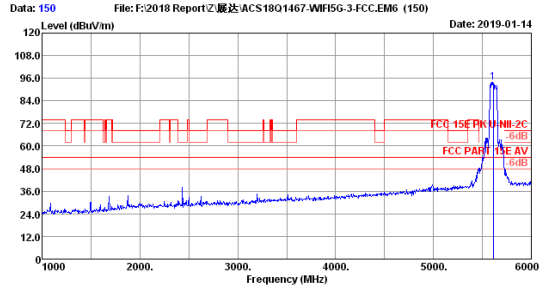
Remarks: 1. Emission Level= Antenna Factor + Cable Loss + Reading - Amp Factor
 2. The emission levels that are 20dB below the official limit are not reported.



Site no. : 3m Chamber Data no. : 149
 Dis. / Ant. : 3m 2018 MCTD1209-3006 Ant. pol. : VERTICAL
 Limit : FCC 15E PK U-NII-2C Pre :
 Env. / Ins. : 23.4°C/52.9% Engineer : Garry
 EUT : BCM dual band 2*2 WIFI M/N:SO-0102-BC-22
 Power rating : AC 120V/60Hz
 Test Mode : 11acHT80 5610MHz Tx Mode
 M/N :

No.	Freq. (MHz)	Ant. Factor (dB/m)	Cable Loss (dB)	AMP factor (dB)	Reading (dBuV)	Emission Level (dBuV/m)	Limits (dBuV/m)	Margin (dB)	Remark
1	5610.00	33.04	16.08	34.65	78.09	92.56	-----	-----	Peak

Remarks: 1. Emission Level= Antenna Factor + Cable Loss + Reading - Amp Factor
 2. The emission levels that are 20dB below the official limit are not reported.

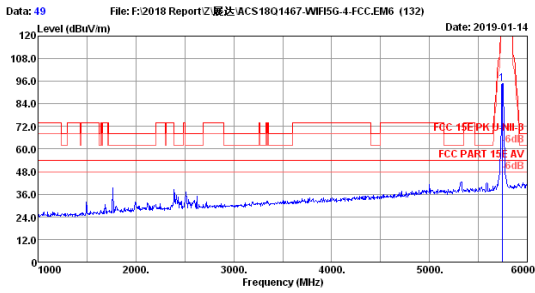


Site no. : 3m Chamber Data no. : 150
 Dis. / Ant. : 3m 2018 MCTD1209-3006 Ant. pol. : HORIZONTAL
 Limit : FCC 15E PK U-NII-2C Pre :
 Env. / Ins. : 23.4°C/52.9% Engineer : Garry
 EUT : BCM dual band 2*2 WIFI M/N:SO-0102-BC-22
 Power rating : AC 120V/60Hz
 Test Mode : 11acHT80 5610MHz Tx Mode
 M/N :

No.	Freq. (MHz)	Ant. Factor (dB/m)	Cable Loss (dB)	AMP factor (dB)	Reading (dBuV)	Emission Level (dBuV/m)	Limits (dBuV/m)	Margin (dB)	Remark
1	5610.00	33.04	16.08	34.65	79.49	93.96	-----	-----	Peak

Remarks: 1. Emission Level= Antenna Factor + Cable Loss + Reading - Amp Factor
 2. The emission levels that are 20dB below the official limit are not reported.

5745-5825MHz Band:

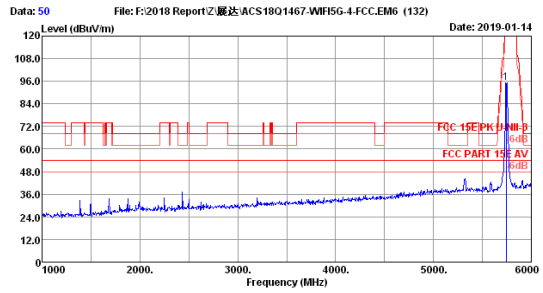


Data: 49 File: F:\2018 Report\2-测试\ACS1801467-WIFI5G-4-FCC.EM6 (132) Date: 2019-01-14

Site no. : 3m Chamber Data no. : 49
 Dis. / Ant. : 3m 2018 MCTD1209-3006 Ant. pol. : VERTICAL
 Limit : FCC 15E PK U-NII-3 Pre :
 Env. / Ins. : 23.4°C/52.9% Engineer : Garry
 EUT : BCM dual band 2*2 WIFI M/N:50-0102-BC-22
 Power rating : AC 120V/60Hz
 Test Mode : 11a 5745MHz Tx Mode
 M/N :

No.	Freq. (MHz)	Ant. Factor (dB/m)	Cable Loss (dB)	AMP factor (dB)	Reading (dBuV)	Emission Level (dBuV/m)	Limits (dBuV/m)	Margin (dB)	Remark
1	5745.00	33.24	16.37	34.60	79.95	94.96	-----	-----	Peak

Remarks: 1. Emission Level= Antenna Factor + Cable Loss + Reading - Amp Factor
 2. The emission levels that are 20dB below the official limit are not reported.

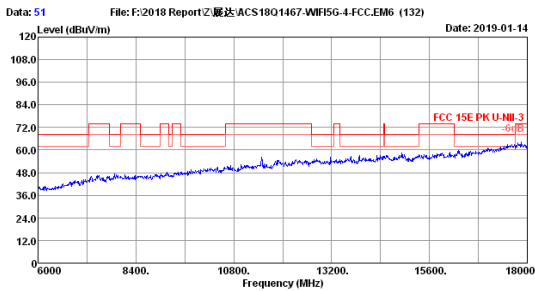


Data: 50 File: F:\2018 Report\2-测试\ACS1801467-WIFI5G-4-FCC.EM6 (132) Date: 2019-01-14

Site no. : 3m Chamber Data no. : 50
 Dis. / Ant. : 3m 2018 MCTD1209-3006 Ant. pol. : HORIZONTAL
 Limit : FCC 15E PK U-NII-3 Pre :
 Env. / Ins. : 23.4°C/52.9% Engineer : Garry
 EUT : BCM dual band 2*2 WIFI M/N:50-0102-BC-22
 Power rating : AC 120V/60Hz
 Test Mode : 11a 5745MHz Tx Mode
 M/N :

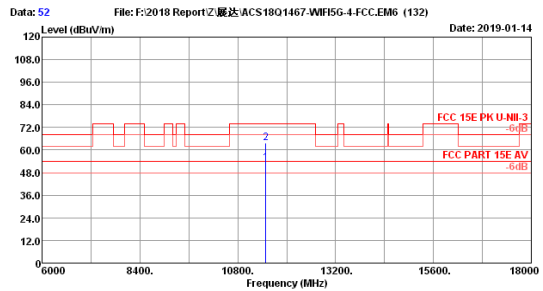
No.	Freq. (MHz)	Ant. Factor (dB/m)	Cable Loss (dB)	AMP factor (dB)	Reading (dBuV)	Emission Level (dBuV/m)	Limits (dBuV/m)	Margin (dB)	Remark
1	5745.00	33.24	16.37	34.60	80.25	95.26	-----	-----	Peak

Remarks: 1. Emission Level= Antenna Factor + Cable Loss + Reading - Amp Factor
 2. The emission levels that are 20dB below the official limit are not reported.



Data: 51 File: F:\2018 Report\2-测试\ACS1801467-WIFI5G-4-FCC.EM6 (132) Date: 2019-01-14

Site no. : 3m Chamber Data no. : 51
 Dis. / Ant. : 3m 2018 MCTD1209-3006 Ant. pol. : HORIZONTAL
 Limit : FCC 15E PK U-NII-3 Pre :
 Env. / Ins. : 23.4°C/52.9% Engineer : Garry
 EUT : BCM dual band 2*2 WIFI M/N:50-0102-BC-22
 Power rating : AC 120V/60Hz
 Test Mode : 11a 5745MHz Tx Mode
 M/N :



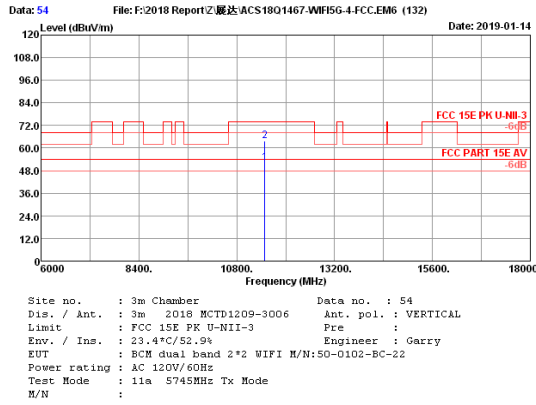
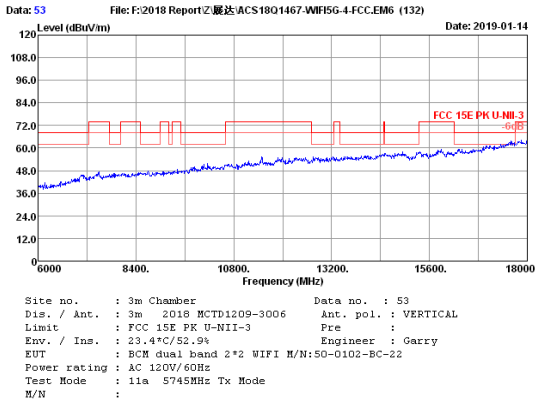
Data: 52 File: F:\2018 Report\2-测试\ACS1801467-WIFI5G-4-FCC.EM6 (132) Date: 2019-01-14

Site no. : 3m Chamber Data no. : 52
 Dis. / Ant. : 3m 2018 MCTD1209-3006 Ant. pol. : HORIZONTAL
 Limit : FCC 15E PK U-NII-3 Pre :
 Env. / Ins. : 23.4°C/52.9% Engineer : Garry
 EUT : BCM dual band 2*2 WIFI M/N:50-0102-BC-22
 Power rating : AC 120V/60Hz
 Test Mode : 11a 5745MHz Tx Mode
 M/N :

No.	Freq. (MHz)	Ant. Factor (dB/m)	Cable Loss (dB)	AMP factor (dB)	Reading (dBuV)	Emission Level (dBuV/m)	Limits (dBuV/m)	Margin (dB)	Remark
1	11490.00	38.41	21.18	32.66	26.14	53.07	54.00	0.93	Average
2	11490.00	38.41	21.18	32.66	36.89	63.82	74.00	10.18	Peak

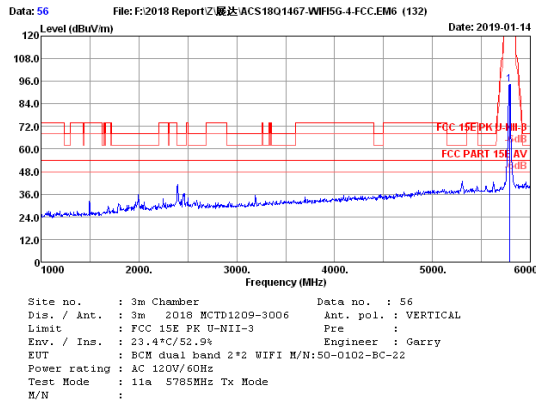
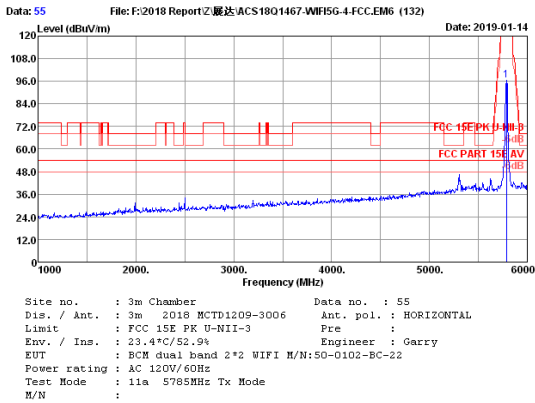
Remarks: 1. Emission Level= Antenna Factor + Cable Loss + Reading - Amp Factor
 2. The emission levels that are 20dB below the official limit are not reported.

FCC ID: XVG500102BC22



No.	Freq. (MHz)	Ant. Factor (dB/m)	Cable Loss (dB)	AMP factor (dB)	Reading (dBuV)	Emission Level (dBuV/m)	Limits (dBuV/m)	Margin (dB)	Remark
1	11490.00	38.41	21.18	32.66	25.38	52.31	54.00	1.69	Average
2	11490.00	38.41	21.18	32.66	36.64	63.57	74.00	10.43	Peak

Remarks: 1. Emission Level= Antenna Factor + Cable Loss + Reading - Amp Factor
 2. The emission levels that are 20dB below the official limit are not reported.



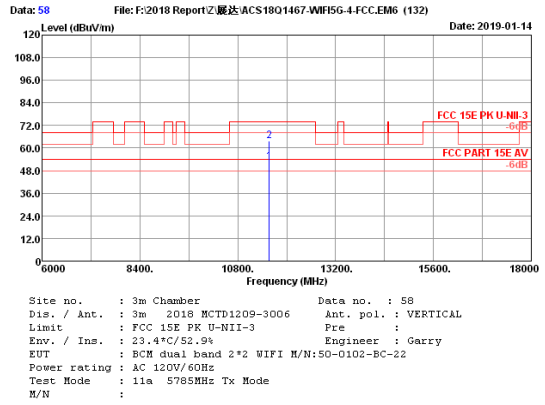
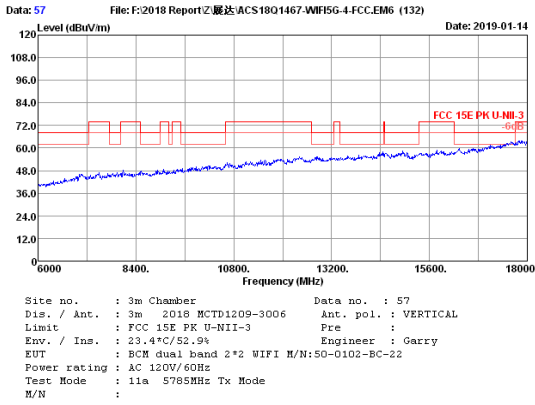
No.	Freq. (MHz)	Ant. Factor (dB/m)	Cable Loss (dB)	AMP factor (dB)	Reading (dBuV)	Emission Level (dBuV/m)	Limits (dBuV/m)	Margin (dB)	Remark
1	5785.00	33.29	16.44	34.58	81.27	96.42	-----	-----	Peak

Remarks: 1. Emission Level= Antenna Factor + Cable Loss + Reading - Amp Factor
 2. The emission levels that are 20dB below the official limit are not reported.

No.	Freq. (MHz)	Ant. Factor (dB/m)	Cable Loss (dB)	AMP factor (dB)	Reading (dBuV)	Emission Level (dBuV/m)	Limits (dBuV/m)	Margin (dB)	Remark
1	5785.00	33.29	16.44	34.58	79.19	94.34	-----	-----	Peak

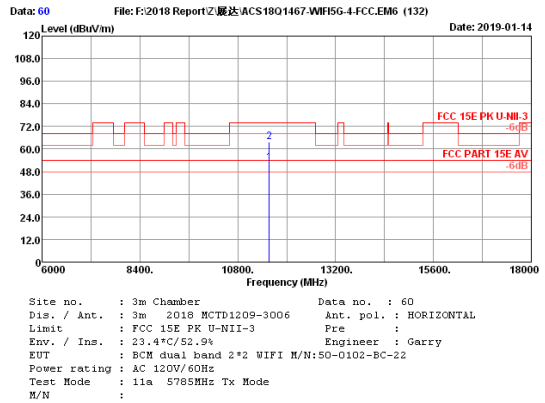
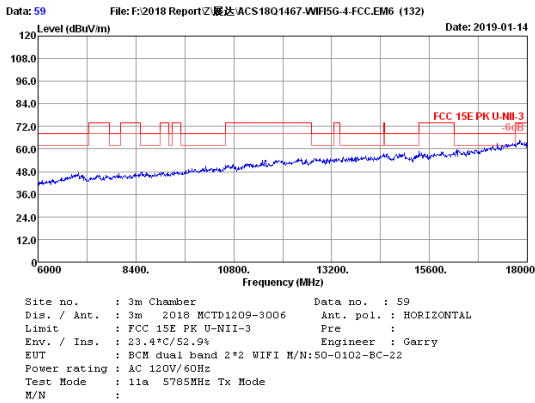
Remarks: 1. Emission Level= Antenna Factor + Cable Loss + Reading - Amp Factor
 2. The emission levels that are 20dB below the official limit are not reported.

FCC ID: XVG500102BC22



No.	Freq. (MHz)	Ant. Factor (dB/m)	Cable Loss (dB)	AMP factor (dB)	Reading (dBuV)	Emission Level (dBuV/m)	Limits (dBuV/m)	Margin (dB)	Remark
1	11570.00	38.36	21.37	32.57	25.49	52.65	54.00	1.35	Average
2	11570.00	38.36	21.37	32.57	36.79	63.95	74.00	10.05	Peak

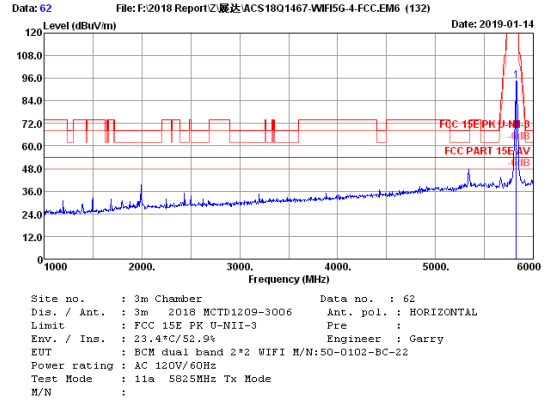
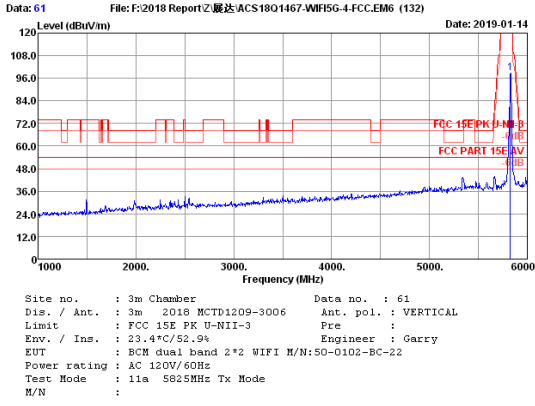
Remarks: 1. Emission Level= Antenna Factor + Cable Loss + Reading - Amp Factor
 2. The emission levels that are 20dB below the official limit are not reported.



No.	Freq. (MHz)	Ant. Factor (dB/m)	Cable Loss (dB)	AMP factor (dB)	Reading (dBuV)	Emission Level (dBuV/m)	Limits (dBuV/m)	Margin (dB)	Remark
1	11570.00	38.36	21.37	32.57	25.49	52.65	54.00	1.35	Average
2	11570.00	38.36	21.37	32.57	36.57	63.73	74.00	10.27	Peak

Remarks: 1. Emission Level= Antenna Factor + Cable Loss + Reading - Amp Factor
 2. The emission levels that are 20dB below the official limit are not reported.

FCC ID: XVG500102BC22

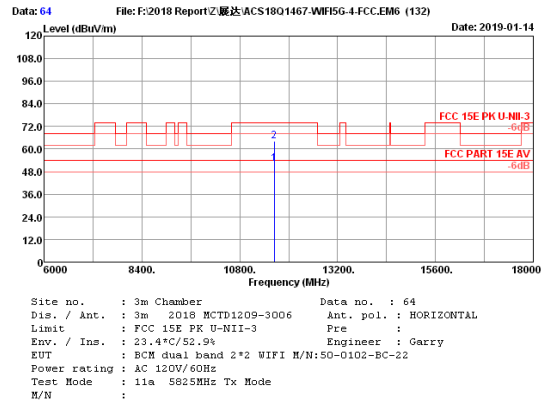
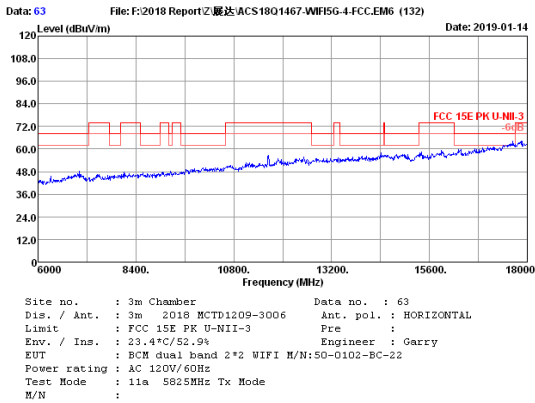


No.	Freq. (MHz)	Ant. Factor (dB/m)	Cable Loss (dB)	AMP factor (dB)	Reading (dBuV)	Emission Level (dBuV/m)	Limits (dBuV/m)	Margin (dB)	Remark
1	5825.00	33.36	16.54	34.57	83.63	98.96	-----	-----	Peak

Remarks: 1. Emission Level= Antenna Factor + Cable Loss + Reading - Amp Factor
 2. The emission levels that are 20dB below the official limit are not reported.

No.	Freq. (MHz)	Ant. Factor (dB/m)	Cable Loss (dB)	AMP factor (dB)	Reading (dBuV)	Emission Level (dBuV/m)	Limits (dBuV/m)	Margin (dB)	Remark
1	5825.00	33.36	16.54	34.57	79.53	94.86	-----	-----	Peak

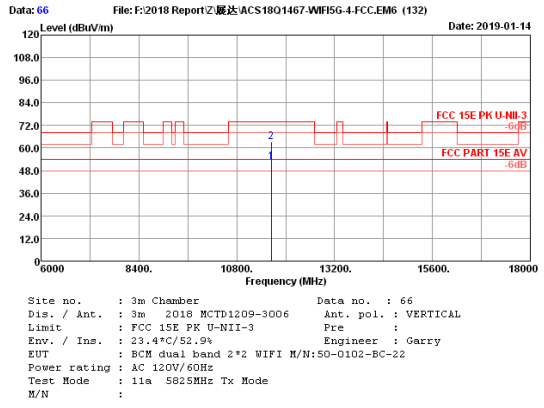
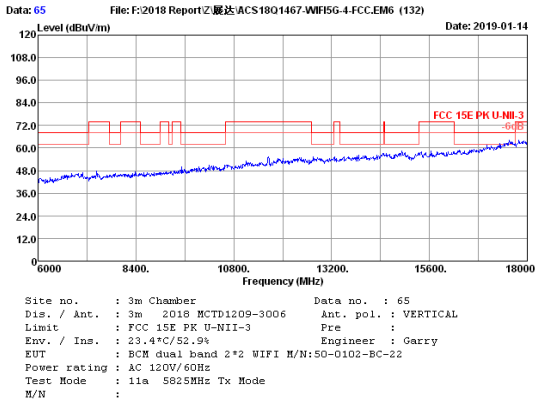
Remarks: 1. Emission Level= Antenna Factor + Cable Loss + Reading - Amp Factor
 2. The emission levels that are 20dB below the official limit are not reported.



No.	Freq. (MHz)	Ant. Factor (dB/m)	Cable Loss (dB)	AMP factor (dB)	Reading (dBuV)	Emission Level (dBuV/m)	Limits (dBuV/m)	Margin (dB)	Remark
1	11650.00	38.32	21.52	32.50	25.02	52.36	54.00	1.64	Average
2	11650.00	38.32	21.52	32.50	36.93	64.27	74.00	9.73	Peak

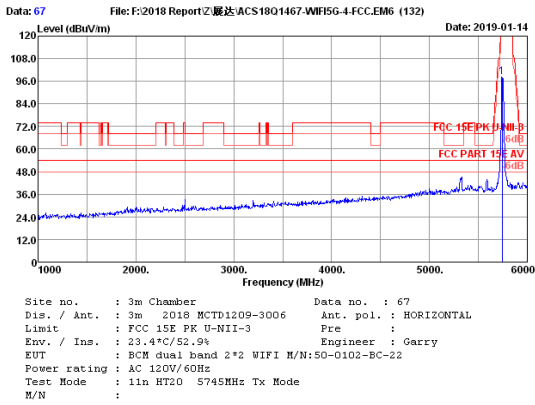
Remarks: 1. Emission Level= Antenna Factor + Cable Loss + Reading - Amp Factor
 2. The emission levels that are 20dB below the official limit are not reported.

FCC ID: XVG500102BC22



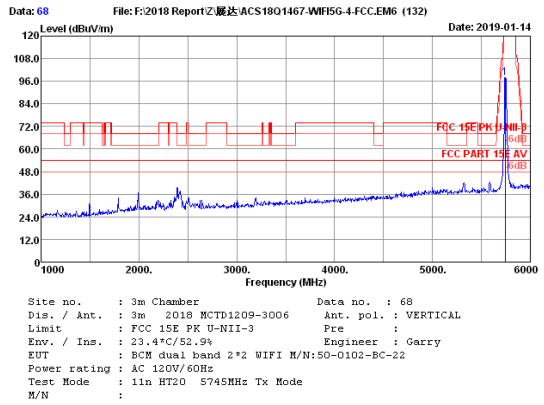
No.	Freq. (MHz)	Ant. Factor (dB/m)	Cable Loss (dB)	AMP factor (dB)	Reading (dBuV)	Emission Level (dBuV/m)	Limits (dBuV/m)	Margin (dB)	Remark
1	11650.00	38.32	21.52	32.50	25.33	52.67	54.00	1.33	Average
2	11650.00	38.32	21.52	32.50	36.14	63.48	74.00	10.52	Peak

Remarks: 1. Emission Level= Antenna Factor + Cable Loss + Reading - Amp Factor
 2. The emission levels that are 20dB below the official limit are not reported.



No.	Freq. (MHz)	Ant. Factor (dB/m)	Cable Loss (dB)	AMP factor (dB)	Reading (dBuV)	Emission Level (dBuV/m)	Limits (dBuV/m)	Margin (dB)	Remark
1	5745.00	33.24	16.37	34.60	83.17	98.18	-----	-----	Peak

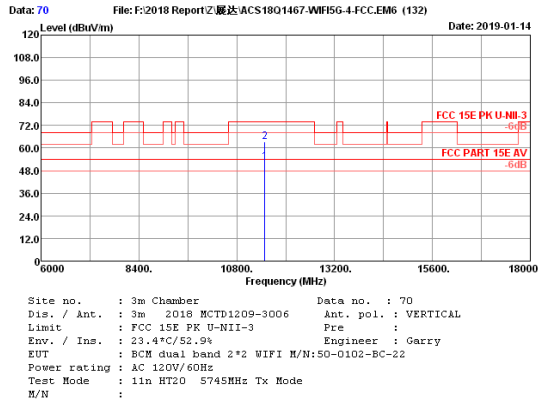
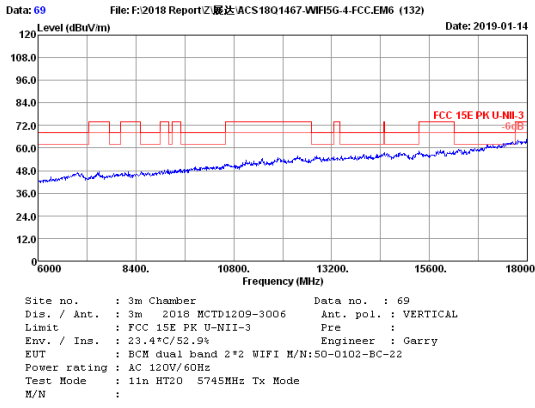
Remarks: 1. Emission Level= Antenna Factor + Cable Loss + Reading - Amp Factor
 2. The emission levels that are 20dB below the official limit are not reported.



No.	Freq. (MHz)	Ant. Factor (dB/m)	Cable Loss (dB)	AMP factor (dB)	Reading (dBuV)	Emission Level (dBuV/m)	Limits (dBuV/m)	Margin (dB)	Remark
1	5745.00	33.24	16.37	34.60	82.68	97.69	-----	-----	Peak

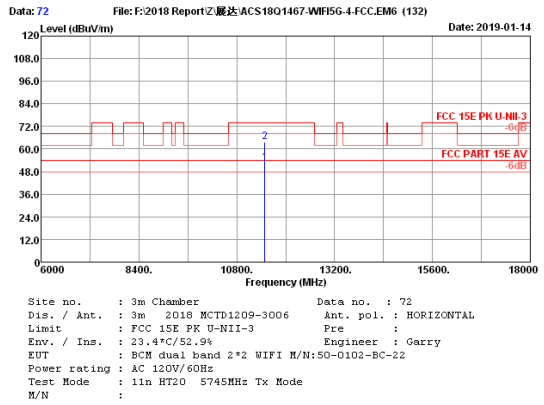
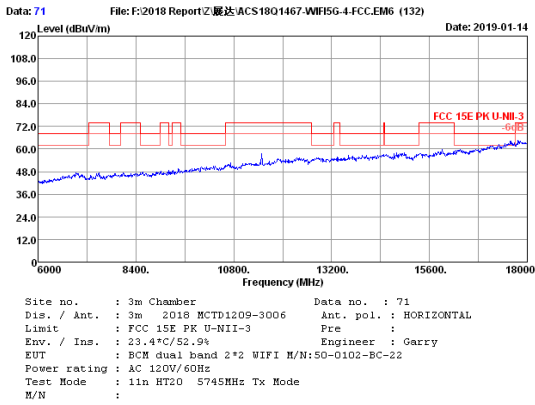
Remarks: 1. Emission Level= Antenna Factor + Cable Loss + Reading - Amp Factor
 2. The emission levels that are 20dB below the official limit are not reported.

FCC ID: XVG500102BC22



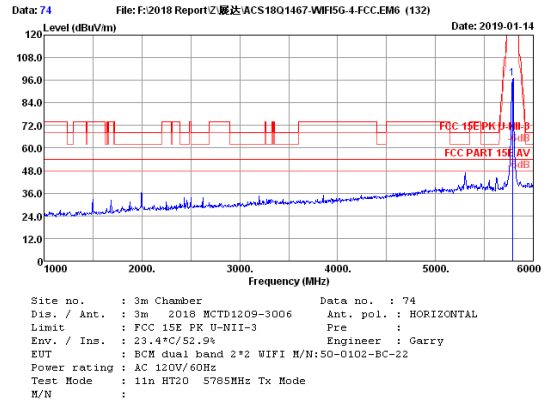
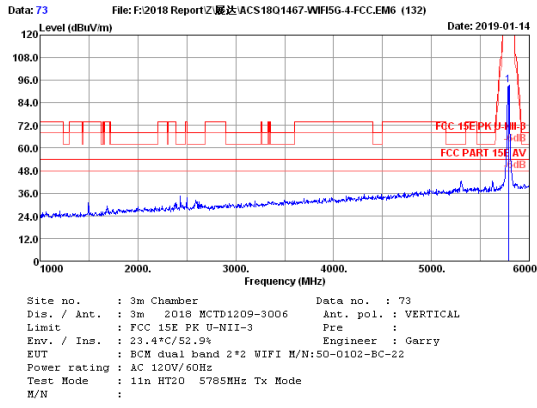
No.	Freq. (MHz)	Ant. Factor (dB/m)	Cable Loss (dB)	AMP factor (dB)	Reading (dBuV)	Emission Level (dBuV/m)	Limits (dBuV/m)	Margin (dB)	Remark
1	11490.00	38.41	21.18	32.66	25.81	52.74	54.00	1.26	Average
2	11490.00	38.41	21.18	32.66	36.59	63.52	74.00	10.48	Peak

Remarks: 1. Emission Level= Antenna Factor + Cable Loss + Reading - Amp Factor
 2. The emission levels that are 20dB below the official limit are not reported.



No.	Freq. (MHz)	Ant. Factor (dB/m)	Cable Loss (dB)	AMP factor (dB)	Reading (dBuV)	Emission Level (dBuV/m)	Limits (dBuV/m)	Margin (dB)	Remark
1	11490.00	38.41	21.18	32.66	25.67	52.60	54.00	1.40	Average
2	11490.00	38.41	21.18	32.66	36.72	63.65	74.00	10.35	Peak

Remarks: 1. Emission Level= Antenna Factor + Cable Loss + Reading - Amp Factor
 2. The emission levels that are 20dB below the official limit are not reported.

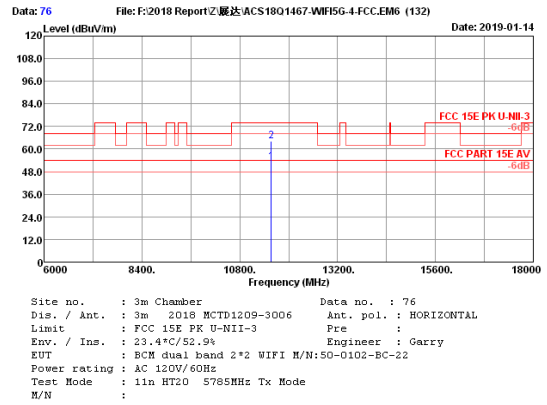
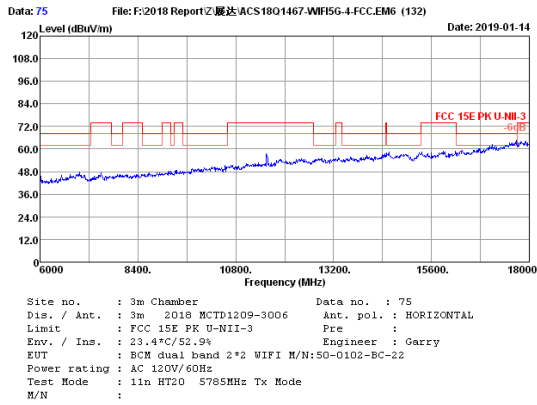


No.	Freq. (MHz)	Ant. Factor (dB/m)	Cable Loss (dB)	AMP factor (dB)	Reading (dBuV)	Emission Level (dBuV/m)	Limits (dBuV/m)	Margin (dB)	Remark
1	5785.00	33.29	16.44	34.58	78.10	93.25	-----	-----	Peak

Remarks: 1. Emission Level= Antenna Factor + Cable Loss + Reading - Amp Factor
 2. The emission levels that are 20dB below the official limit are not reported.

No.	Freq. (MHz)	Ant. Factor (dB/m)	Cable Loss (dB)	AMP factor (dB)	Reading (dBuV)	Emission Level (dBuV/m)	Limits (dBuV/m)	Margin (dB)	Remark
1	5785.00	33.29	16.44	34.58	81.65	96.80	-----	-----	Peak

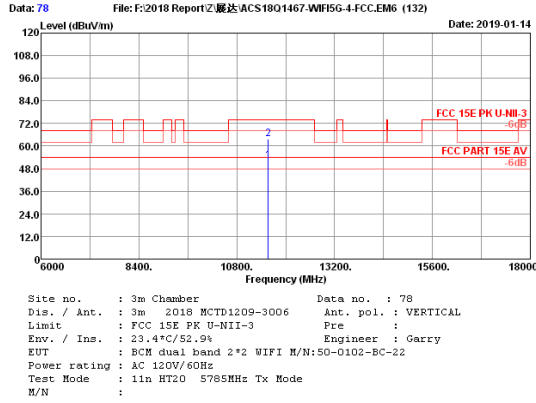
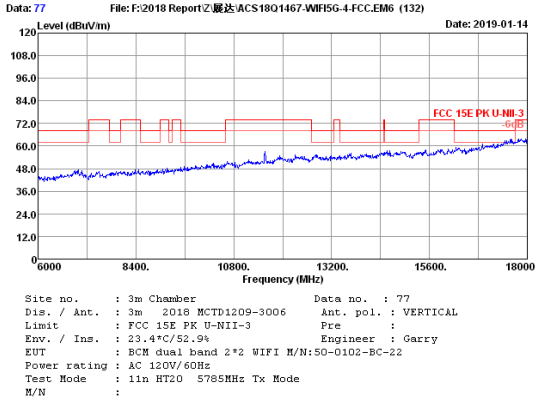
Remarks: 1. Emission Level= Antenna Factor + Cable Loss + Reading - Amp Factor
 2. The emission levels that are 20dB below the official limit are not reported.



No.	Freq. (MHz)	Ant. Factor (dB/m)	Cable Loss (dB)	AMP factor (dB)	Reading (dBuV)	Emission Level (dBuV/m)	Limits (dBuV/m)	Margin (dB)	Remark
1	11570.00	38.36	21.37	32.57	26.11	53.27	54.00	0.73	Average
2	11570.00	38.36	21.37	32.57	36.95	64.11	74.00	9.89	Peak

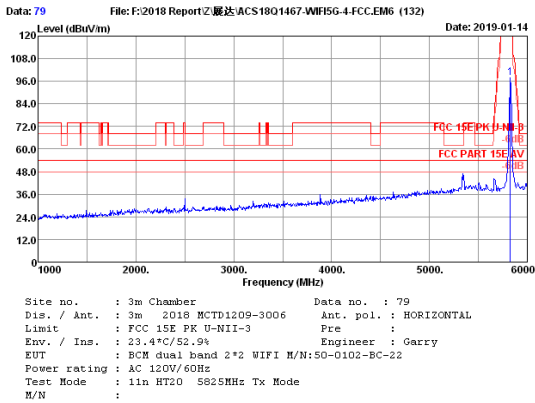
Remarks: 1. Emission Level= Antenna Factor + Cable Loss + Reading - Amp Factor
 2. The emission levels that are 20dB below the official limit are not reported.

FCC ID: XVG500102BC22



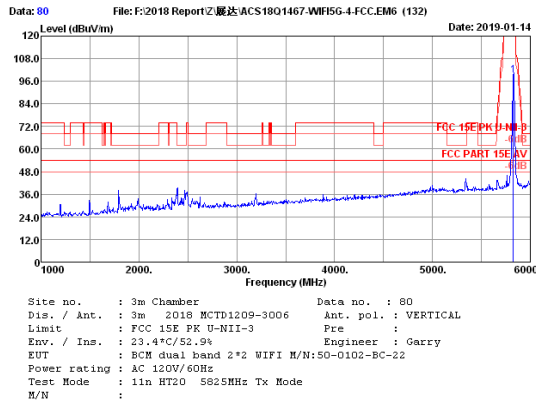
No.	Freq. (MHz)	Ant. Factor (dB/m)	Cable Loss (dB)	AMP factor (dB)	Reading (dBuV)	Emission Level (dBuV/m)	Limits (dBuV/m)	Margin (dB)	Remark
1	11570.00	38.36	21.37	32.57	25.19	52.35	54.00	1.65	Average
2	11570.00	38.36	21.37	32.57	36.54	63.70	74.00	10.30	Peak

Remarks: 1. Emission Level= Antenna Factor + Cable Loss + Reading - Amp Factor
 2. The emission levels that are 20dB below the official limit are not reported.



No.	Freq. (MHz)	Ant. Factor (dB/m)	Cable Loss (dB)	AMP factor (dB)	Reading (dBuV)	Emission Level (dBuV/m)	Limits (dBuV/m)	Margin (dB)	Remark
1	5825.00	33.36	16.54	34.57	82.61	97.94	-----	-----	Peak

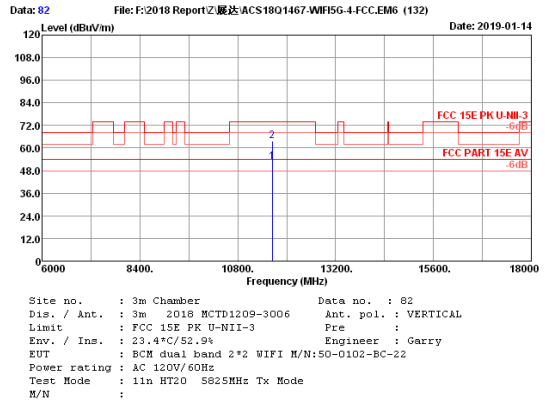
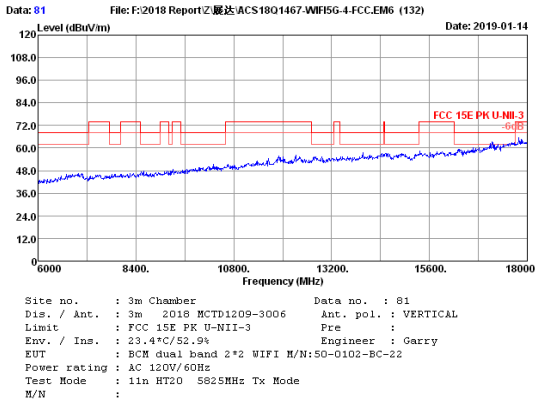
Remarks: 1. Emission Level= Antenna Factor + Cable Loss + Reading - Amp Factor
 2. The emission levels that are 20dB below the official limit are not reported.



No.	Freq. (MHz)	Ant. Factor (dB/m)	Cable Loss (dB)	AMP factor (dB)	Reading (dBuV)	Emission Level (dBuV/m)	Limits (dBuV/m)	Margin (dB)	Remark
1	5825.00	33.36	16.54	34.57	83.82	99.15	-----	-----	Peak

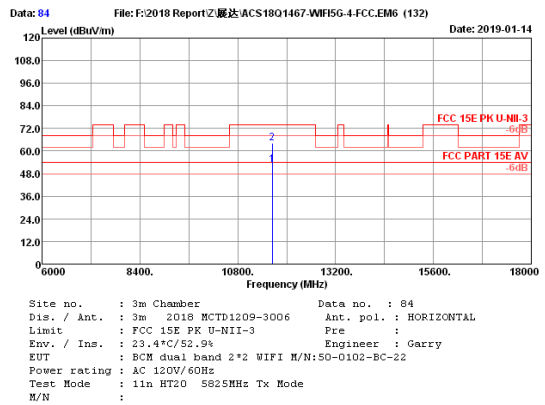
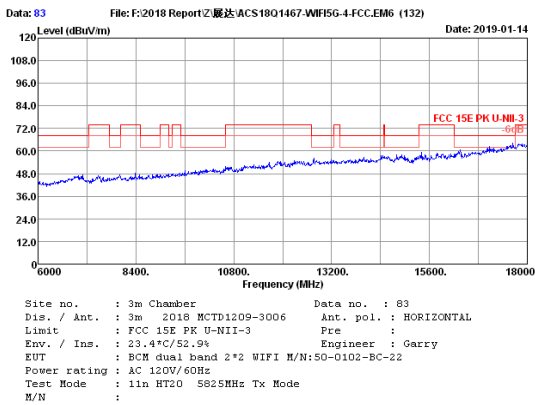
Remarks: 1. Emission Level= Antenna Factor + Cable Loss + Reading - Amp Factor
 2. The emission levels that are 20dB below the official limit are not reported.

FCC ID: XVG500102BC22



No.	Freq. (MHz)	Ant. Factor (dB/m)	Cable Loss (dB)	AMP factor (dB)	Reading (dBuV)	Emission Level (dBuV/m)	Limits (dBuV/m)	Margin (dB)	Remark
1	11650.00	38.32	21.52	32.50	25.46	52.80	54.00	1.20	Average
2	11650.00	38.32	21.52	32.50	36.35	63.69	74.00	10.31	Peak

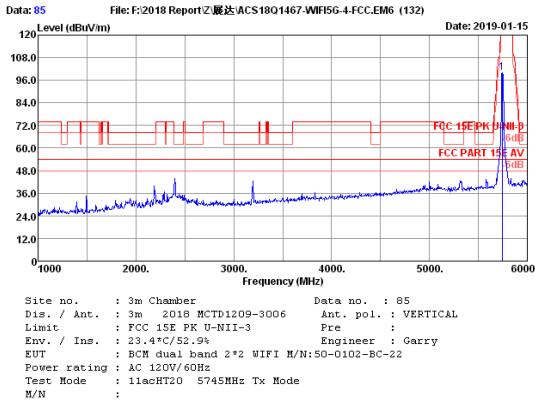
Remarks: 1. Emission Level= Antenna Factor + Cable Loss + Reading - Amp Factor
 2. The emission levels that are 20dB below the official limit are not reported.



No.	Freq. (MHz)	Ant. Factor (dB/m)	Cable Loss (dB)	AMP factor (dB)	Reading (dBuV)	Emission Level (dBuV/m)	Limits (dBuV/m)	Margin (dB)	Remark
1	11650.00	38.32	21.52	32.50	25.42	52.76	54.00	1.24	Average
2	11650.00	38.32	21.52	32.50	36.68	64.02	74.00	9.98	Peak

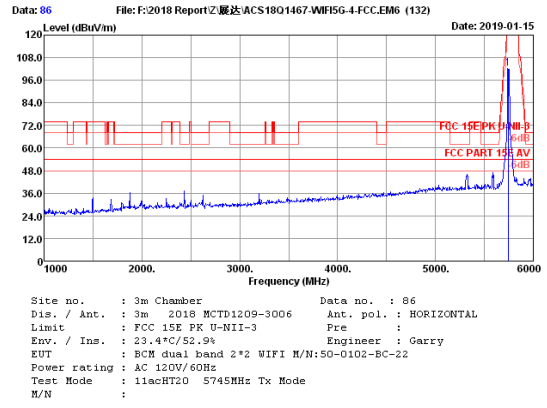
Remarks: 1. Emission Level= Antenna Factor + Cable Loss + Reading - Amp Factor
 2. The emission levels that are 20dB below the official limit are not reported.

FCC ID: XVG500102BC22



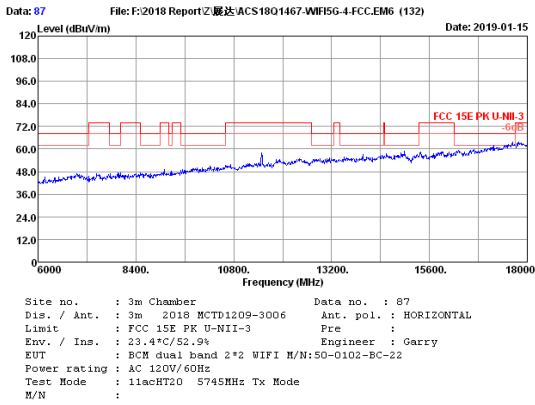
No.	Freq. (MHz)	Ant. Factor (dB/m)	Cable Loss (dB)	AMP factor (dB)	Reading (dBuV)	Emission Level (dBuV/m)	Limits (dBuV/m)	Margin (dB)	Remark
1	5745.00	33.24	16.37	34.60	85.26	100.27	-----	-----	Peak

Remarks: 1. Emission Level= Antenna Factor + Cable Loss + Reading - Amp Factor
 2. The emission levels that are 20dB below the official limit are not reported.



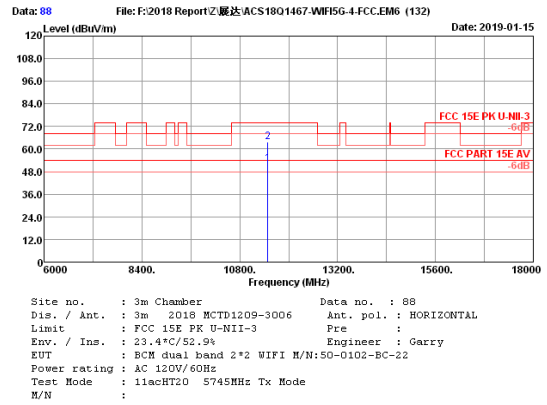
No.	Freq. (MHz)	Ant. Factor (dB/m)	Cable Loss (dB)	AMP factor (dB)	Reading (dBuV)	Emission Level (dBuV/m)	Limits (dBuV/m)	Margin (dB)	Remark
1	5745.00	33.24	16.37	34.60	87.16	102.17	-----	-----	Peak

Remarks: 1. Emission Level= Antenna Factor + Cable Loss + Reading - Amp Factor
 2. The emission levels that are 20dB below the official limit are not reported.



No.	Freq. (MHz)	Ant. Factor (dB/m)	Cable Loss (dB)	AMP factor (dB)	Reading (dBuV)	Emission Level (dBuV/m)	Limits (dBuV/m)	Margin (dB)	Remark
1	11490.00	38.41	21.18	32.66	25.34	52.27	54.00	1.73	Average
2	11490.00	38.41	21.18	32.66	36.69	63.62	74.00	10.38	Peak

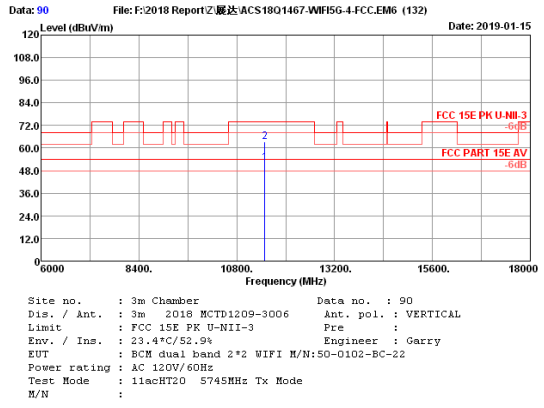
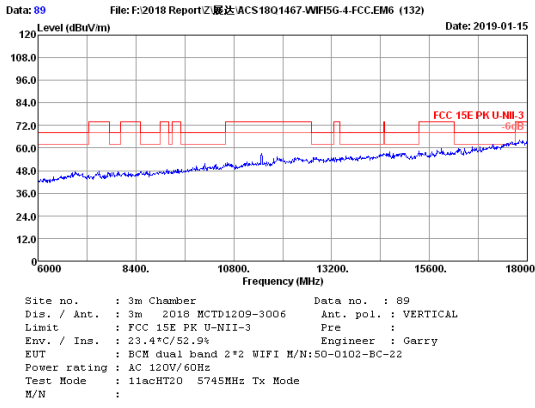
Remarks: 1. Emission Level= Antenna Factor + Cable Loss + Reading - Amp Factor
 2. The emission levels that are 20dB below the official limit are not reported.



No.	Freq. (MHz)	Ant. Factor (dB/m)	Cable Loss (dB)	AMP factor (dB)	Reading (dBuV)	Emission Level (dBuV/m)	Limits (dBuV/m)	Margin (dB)	Remark
1	11490.00	38.41	21.18	32.66	25.34	52.27	54.00	1.73	Average
2	11490.00	38.41	21.18	32.66	36.69	63.62	74.00	10.38	Peak

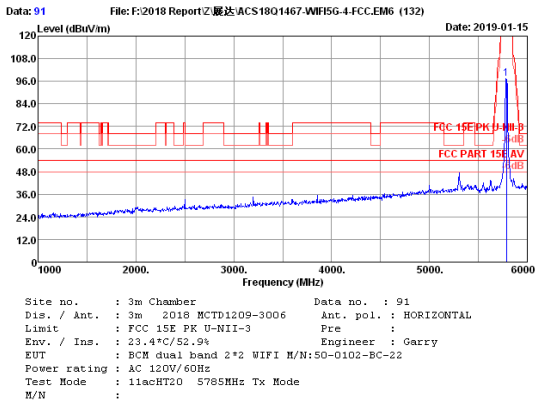
Remarks: 1. Emission Level= Antenna Factor + Cable Loss + Reading - Amp Factor
 2. The emission levels that are 20dB below the official limit are not reported.

FCC ID: XVG500102BC22



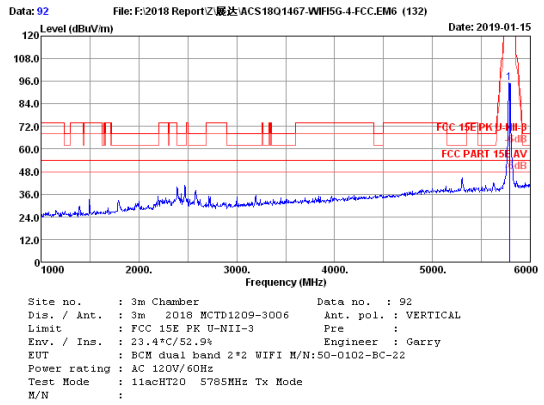
No.	Freq. (MHz)	Ant. Factor (dB/m)	Cable Loss (dB)	AMP factor (dB)	Reading (dBuV)	Emission Level (dBuV/m)	Limits (dBuV/m)	Margin (dB)	Remark
1	11490.00	38.41	21.18	32.66	25.43	52.36	54.00	1.64	Average
2	11490.00	38.41	21.18	32.66	36.57	63.50	74.00	10.50	Peak

Remarks: 1. Emission Level= Antenna Factor + Cable Loss + Reading - Amp Factor
 2. The emission levels that are 20dB below the official limit are not reported.



No.	Freq. (MHz)	Ant. Factor (dB/m)	Cable Loss (dB)	AMP factor (dB)	Reading (dBuV)	Emission Level (dBuV/m)	Limits (dBuV/m)	Margin (dB)	Remark
1	5785.00	33.29	16.44	34.58	82.19	97.34	-----	-----	Peak

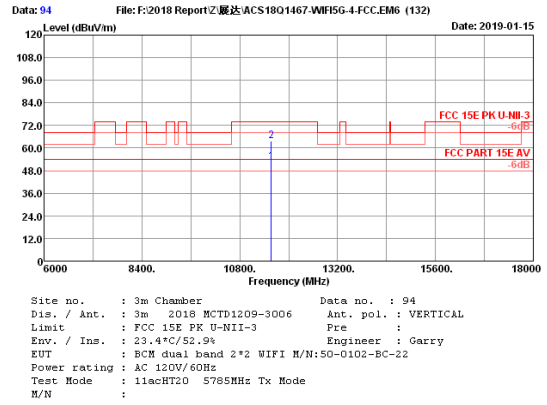
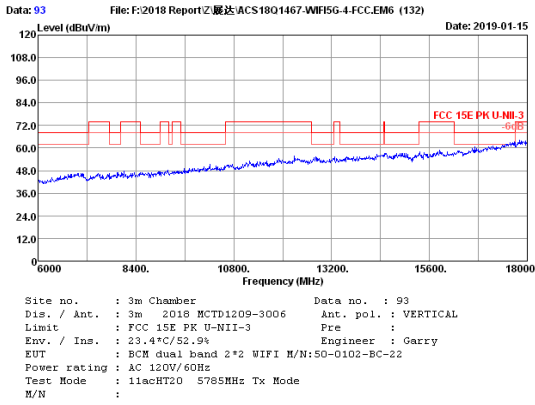
Remarks: 1. Emission Level= Antenna Factor + Cable Loss + Reading - Amp Factor
 2. The emission levels that are 20dB below the official limit are not reported.



No.	Freq. (MHz)	Ant. Factor (dB/m)	Cable Loss (dB)	AMP factor (dB)	Reading (dBuV)	Emission Level (dBuV/m)	Limits (dBuV/m)	Margin (dB)	Remark
1	5785.00	33.29	16.44	34.58	80.12	95.27	-----	-----	Peak

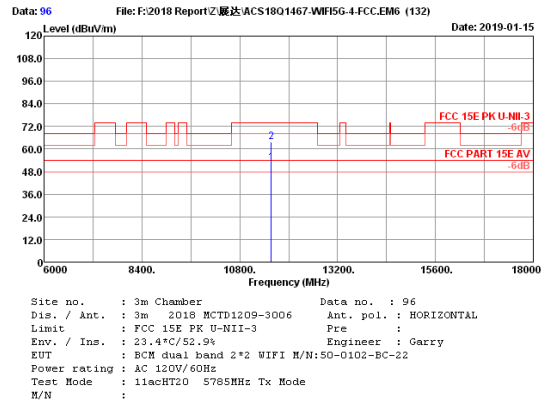
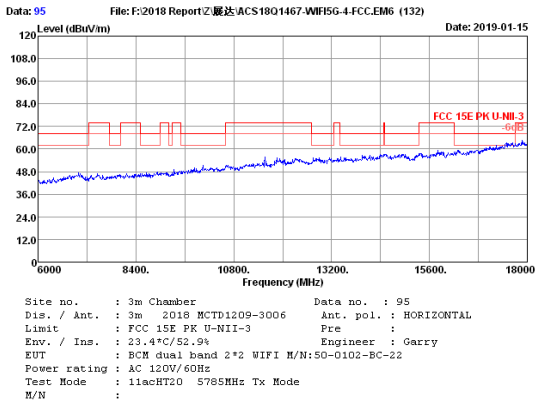
Remarks: 1. Emission Level= Antenna Factor + Cable Loss + Reading - Amp Factor
 2. The emission levels that are 20dB below the official limit are not reported.

FCC ID: XVG500102BC22



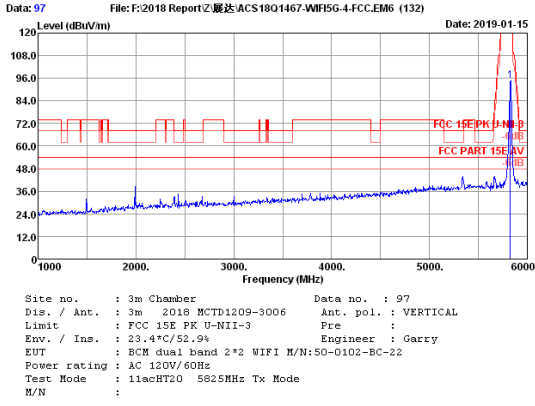
No.	Freq. (MHz)	Ant. Factor (dB/m)	Cable Loss (dB)	AMP factor (dB)	Reading (dBuV)	Emission Level (dBuV/m)	Limits (dBuV/m)	Margin (dB)	Remark
1	11570.00	38.36	21.37	32.57	25.49	52.65	54.00	1.35	Average
2	11570.00	38.36	21.37	32.57	36.53	63.69	74.00	10.31	Peak

Remarks: 1. Emission Level= Antenna Factor + Cable Loss + Reading - Amp Factor
 2. The emission levels that are 20dB below the official limit are not reported.



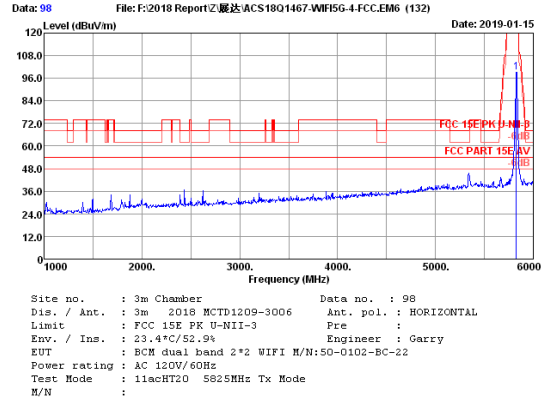
No.	Freq. (MHz)	Ant. Factor (dB/m)	Cable Loss (dB)	AMP factor (dB)	Reading (dBuV)	Emission Level (dBuV/m)	Limits (dBuV/m)	Margin (dB)	Remark
1	11570.00	38.36	21.37	32.57	25.43	52.59	54.00	1.41	Average
2	11570.00	38.36	21.37	32.57	36.39	63.55	74.00	10.45	Peak

Remarks: 1. Emission Level= Antenna Factor + Cable Loss + Reading - Amp Factor
 2. The emission levels that are 20dB below the official limit are not reported.



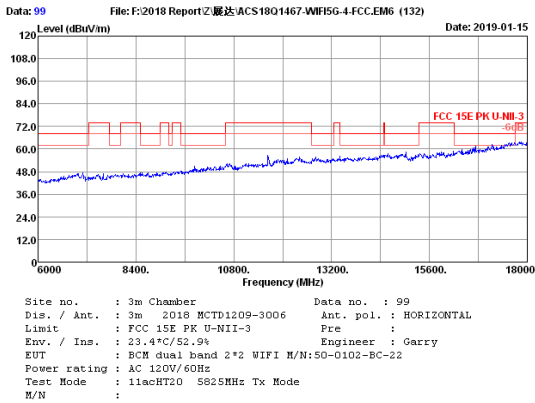
No.	Freq. (MHz)	Ant. Factor (dB/m)	Cable Loss (dB)	AMP factor (dB)	Reading (dBuV)	Emission Level (dBuV/m)	Limits (dBuV/m)	Margin (dB)	Remark
1	5825.00	33.36	16.54	34.57	79.26	94.59	-----	-----	Peak

Remarks: 1. Emission Level= Antenna Factor + Cable Loss + Reading - Amp Factor
 2. The emission levels that are 20dB below the official limit are not reported.



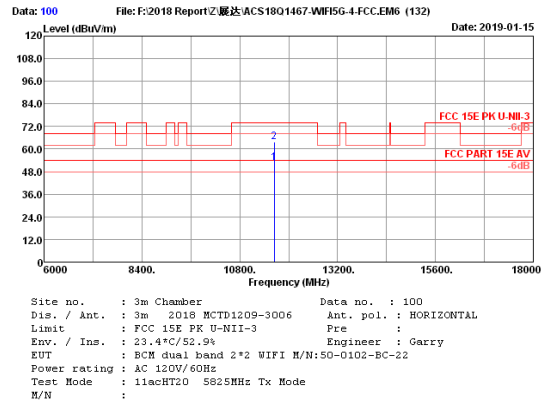
No.	Freq. (MHz)	Ant. Factor (dB/m)	Cable Loss (dB)	AMP factor (dB)	Reading (dBuV)	Emission Level (dBuV/m)	Limits (dBuV/m)	Margin (dB)	Remark
1	5825.00	33.36	16.54	34.57	83.94	99.27	-----	-----	Peak

Remarks: 1. Emission Level= Antenna Factor + Cable Loss + Reading - Amp Factor
 2. The emission levels that are 20dB below the official limit are not reported.



No.	Freq. (MHz)	Ant. Factor (dB/m)	Cable Loss (dB)	AMP factor (dB)	Reading (dBuV)	Emission Level (dBuV/m)	Limits (dBuV/m)	Margin (dB)	Remark
1	11650.00	38.32	21.52	32.50	25.48	52.82	54.00	1.18	Average
2	11650.00	38.32	21.52	32.50	36.52	63.86	74.00	10.14	Peak

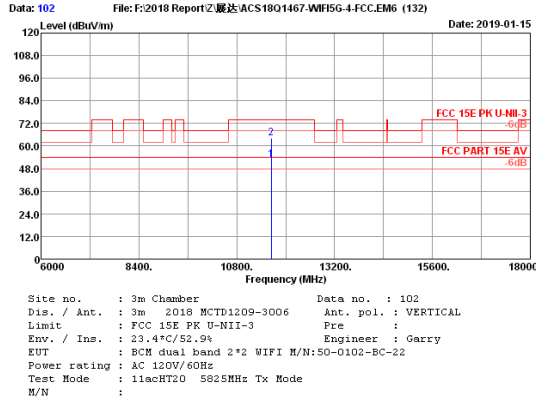
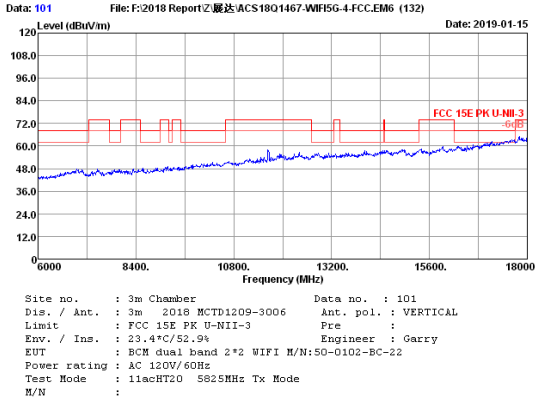
Remarks: 1. Emission Level= Antenna Factor + Cable Loss + Reading - Amp Factor
 2. The emission levels that are 20dB below the official limit are not reported.



No.	Freq. (MHz)	Ant. Factor (dB/m)	Cable Loss (dB)	AMP factor (dB)	Reading (dBuV)	Emission Level (dBuV/m)	Limits (dBuV/m)	Margin (dB)	Remark
1	11650.00	38.32	21.52	32.50	25.48	52.82	54.00	1.18	Average
2	11650.00	38.32	21.52	32.50	36.52	63.86	74.00	10.14	Peak

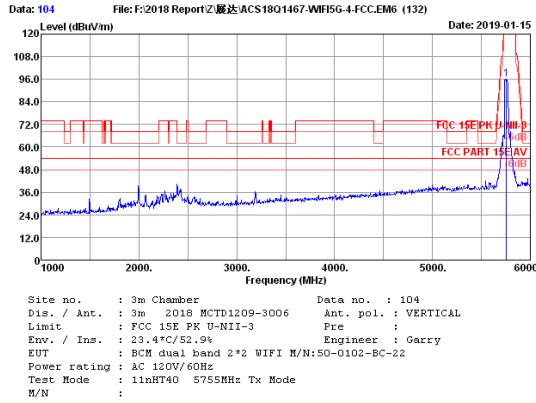
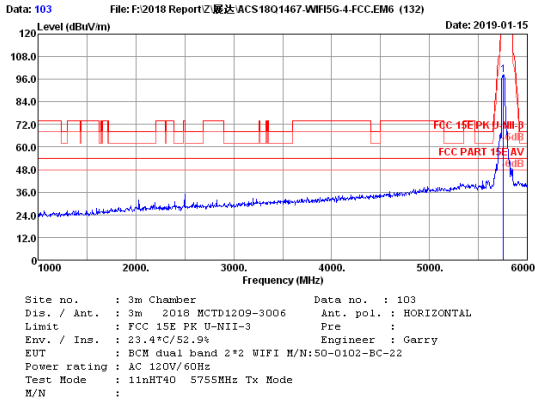
Remarks: 1. Emission Level= Antenna Factor + Cable Loss + Reading - Amp Factor
 2. The emission levels that are 20dB below the official limit are not reported.

FCC ID: XVG500102BC22



No.	Freq. (MHz)	Ant. Factor (dB/m)	Cable Loss (dB)	AMP factor (dB)	Reading (dBuV)	Emission Level (dBuV/m)	Limits (dBuV/m)	Margin (dB)	Remark
1	11650.00	38.32	21.52	32.50	25.40	52.74	54.00	1.26	Average
2	11650.00	38.32	21.52	32.50	36.93	64.27	74.00	9.73	Peak

Remarks: 1. Emission Level= Antenna Factor + Cable Loss + Reading - Amp Factor
 2. The emission levels that are 20dB below the official limit are not reported.



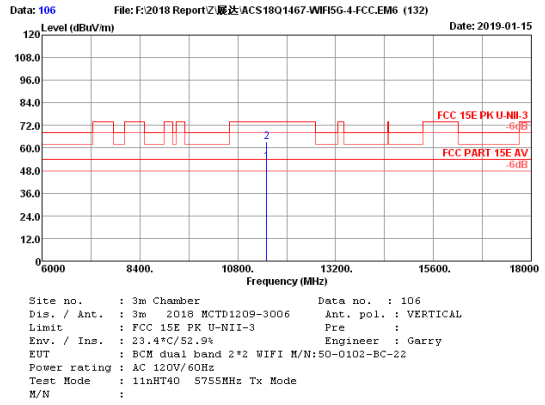
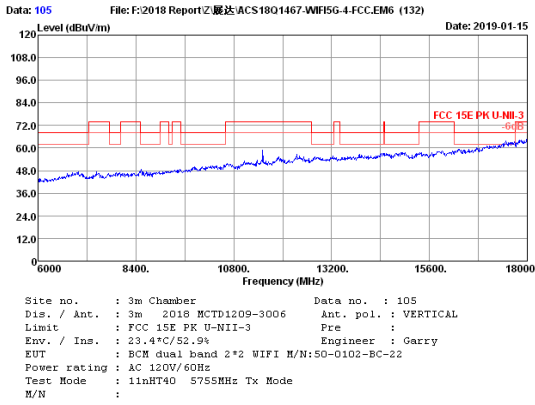
No.	Freq. (MHz)	Ant. Factor (dB/m)	Cable Loss (dB)	AMP factor (dB)	Reading (dBuV)	Emission Level (dBuV/m)	Limits (dBuV/m)	Margin (dB)	Remark
1	5755.00	33.26	16.40	34.60	83.28	98.34	-----	-----	Peak

Remarks: 1. Emission Level= Antenna Factor + Cable Loss + Reading - Amp Factor
 2. The emission levels that are 20dB below the official limit are not reported.

No.	Freq. (MHz)	Ant. Factor (dB/m)	Cable Loss (dB)	AMP factor (dB)	Reading (dBuV)	Emission Level (dBuV/m)	Limits (dBuV/m)	Margin (dB)	Remark
1	5755.00	33.26	16.40	34.60	80.89	95.95	-----	-----	Peak

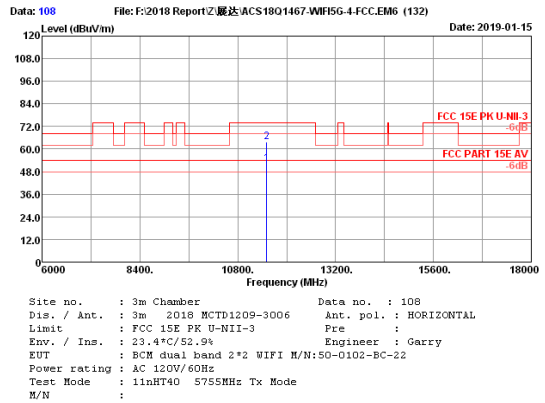
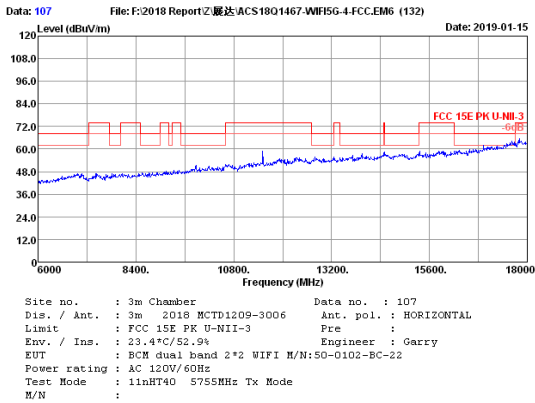
Remarks: 1. Emission Level= Antenna Factor + Cable Loss + Reading - Amp Factor
 2. The emission levels that are 20dB below the official limit are not reported.

FCC ID: XVG500102BC22



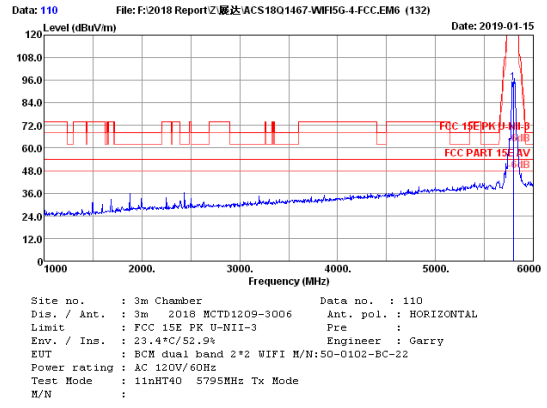
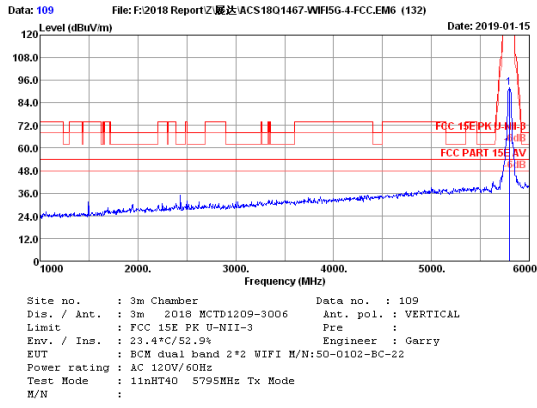
No.	Freq. (MHz)	Ant. Factor (dB/m)	Cable Loss (dB)	AMP factor (dB)	Reading (dBuV)	Emission Level (dBuV/m)	Limits (dBuV/m)	Margin (dB)	Remark
1	11510.00	38.40	21.22	32.64	25.61	52.59	54.00	1.41	Average
2	11510.00	38.40	21.22	32.64	36.52	63.50	74.00	10.50	Peak

Remarks: 1. Emission Level= Antenna Factor + Cable Loss + Reading - Amp Factor
 2. The emission levels that are 20dB below the official limit are not reported.



No.	Freq. (MHz)	Ant. Factor (dB/m)	Cable Loss (dB)	AMP factor (dB)	Reading (dBuV)	Emission Level (dBuV/m)	Limits (dBuV/m)	Margin (dB)	Remark
1	11510.00	38.40	21.22	32.64	25.46	52.44	54.00	1.56	Average
2	11510.00	38.40	21.22	32.64	36.85	63.83	74.00	10.17	Peak

Remarks: 1. Emission Level= Antenna Factor + Cable Loss + Reading - Amp Factor
 2. The emission levels that are 20dB below the official limit are not reported.

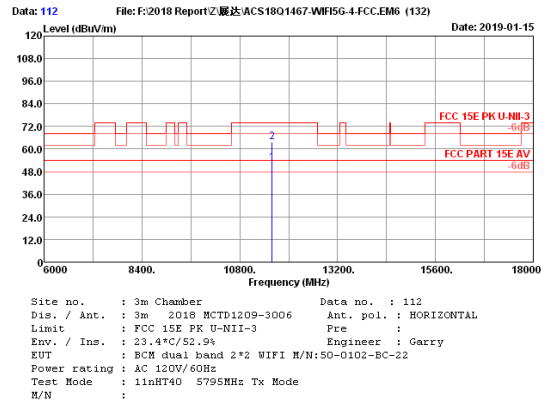
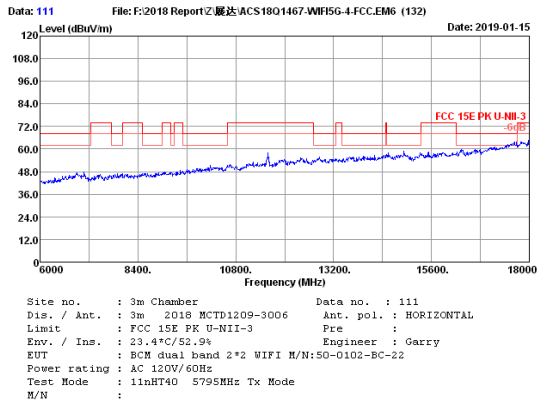


No.	Freq. (MHz)	Ant. Factor (dB/m)	Cable Loss (dB)	AMP factor (dB)	Reading (dBuV)	Emission Level (dBuV/m)	Limits (dBuV/m)	Margin (dB)	Remark
1	5795.00	33.31	16.47	34.58	76.78	91.98			Peak

Remarks: 1. Emission Level= Antenna Factor + Cable Loss + Reading - Amp Factor
 2. The emission levels that are 20dB below the official limit are not reported.

No.	Freq. (MHz)	Ant. Factor (dB/m)	Cable Loss (dB)	AMP factor (dB)	Reading (dBuV)	Emission Level (dBuV/m)	Limits (dBuV/m)	Margin (dB)	Remark
1	5795.00	33.31	16.47	34.58	79.68	94.88			Peak

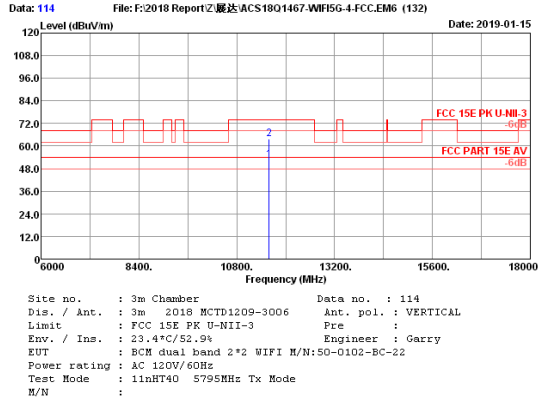
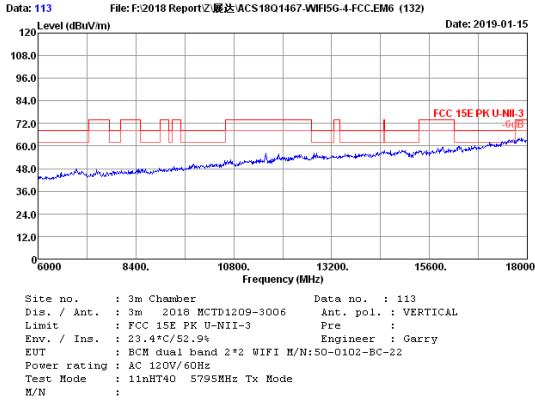
Remarks: 1. Emission Level= Antenna Factor + Cable Loss + Reading - Amp Factor
 2. The emission levels that are 20dB below the official limit are not reported.



No.	Freq. (MHz)	Ant. Factor (dB/m)	Cable Loss (dB)	AMP factor (dB)	Reading (dBuV)	Emission Level (dBuV/m)	Limits (dBuV/m)	Margin (dB)	Remark
1	11590.00	38.35	21.41	32.57	25.63	52.82	54.00	1.18	Average
2	11590.00	38.35	21.41	32.57	36.38	63.57	74.00	10.43	Peak

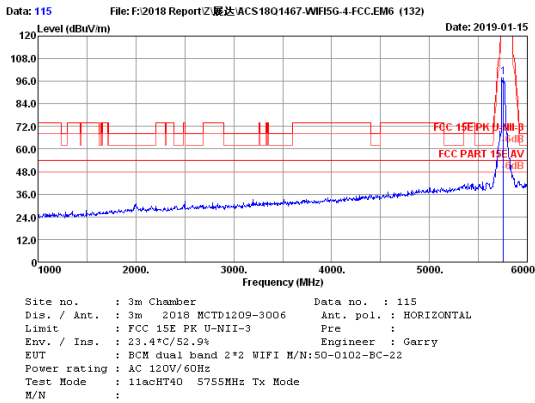
Remarks: 1. Emission Level= Antenna Factor + Cable Loss + Reading - Amp Factor
 2. The emission levels that are 20dB below the official limit are not reported.

FCC ID: XVG500102BC22



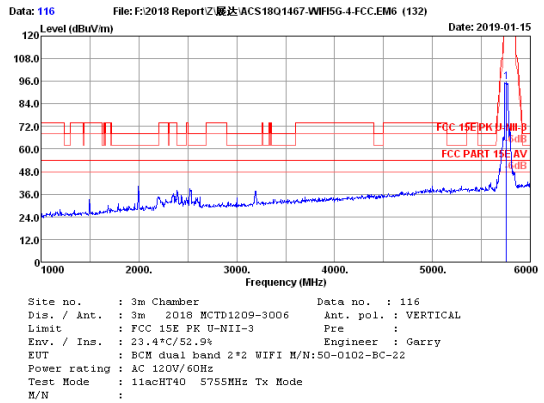
No.	Freq. (MHz)	Ant. Factor (dB/m)	Cable Loss (dB)	AMP factor (dB)	Reading (dBuV)	Emission Level (dBuV/m)	Limits (dBuV/m)	Margin (dB)	Remark
1	11590.00	38.35	21.41	32.57	25.30	52.45	54.00	1.51	Average
2	11590.00	38.35	21.41	32.57	36.51	63.70	74.00	10.30	Peak

Remarks: 1. Emission Level= Antenna Factor + Cable Loss + Reading - Amp Factor
 2. The emission levels that are 20dB below the official limit are not reported.



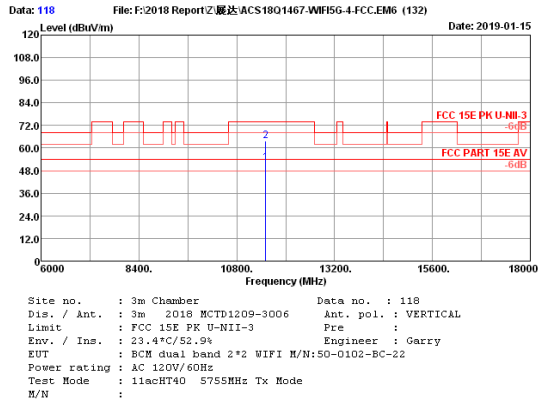
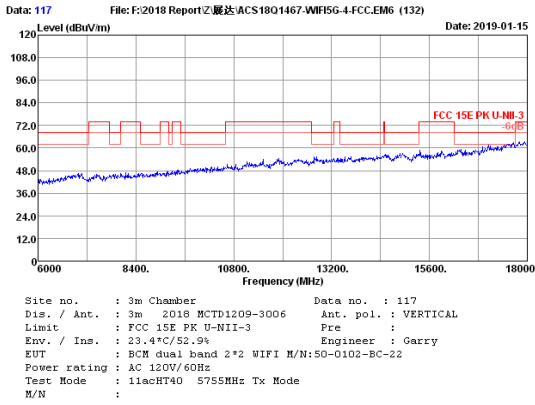
No.	Freq. (MHz)	Ant. Factor (dB/m)	Cable Loss (dB)	AMP factor (dB)	Reading (dBuV)	Emission Level (dBuV/m)	Limits (dBuV/m)	Margin (dB)	Remark
1	5755.00	33.26	16.40	34.60	83.04	98.10	-----	-----	Peak

Remarks: 1. Emission Level= Antenna Factor + Cable Loss + Reading - Amp Factor
 2. The emission levels that are 20dB below the official limit are not reported.



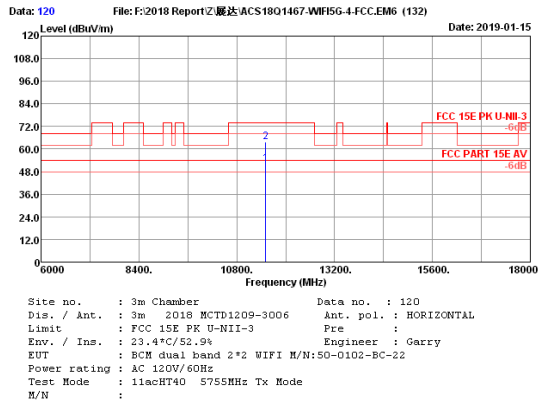
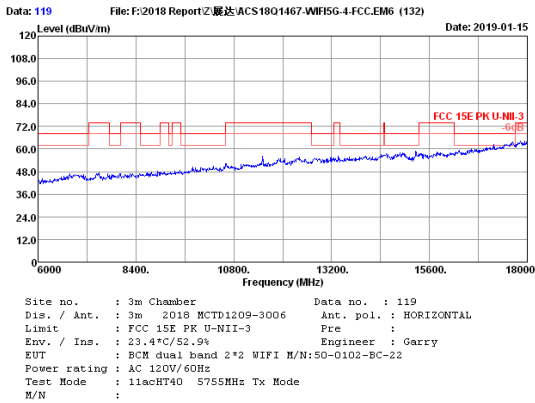
No.	Freq. (MHz)	Ant. Factor (dB/m)	Cable Loss (dB)	AMP factor (dB)	Reading (dBuV)	Emission Level (dBuV/m)	Limits (dBuV/m)	Margin (dB)	Remark
1	5755.00	33.26	16.40	34.60	80.72	95.78	-----	-----	Peak

Remarks: 1. Emission Level= Antenna Factor + Cable Loss + Reading - Amp Factor
 2. The emission levels that are 20dB below the official limit are not reported.



No.	Freq. (MHz)	Ant. Factor (dB/m)	Cable Loss (dB)	AMP factor (dB)	Reading (dBuV)	Emission Level (dBuV/m)	Limits (dBuV/m)	Margin (dB)	Remark
1	11510.00	38.40	21.22	32.64	25.41	52.39	54.00	1.61	Average
2	11510.00	38.40	21.22	32.64	36.63	63.61	74.00	10.39	Peak

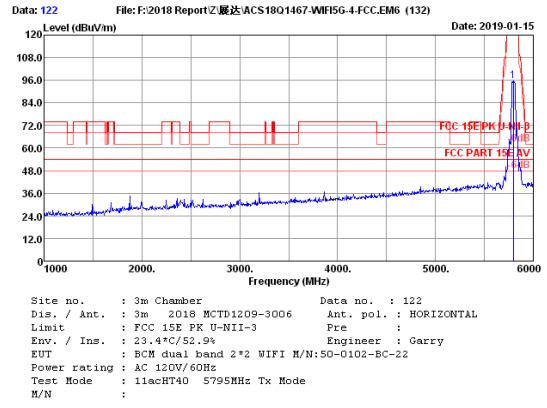
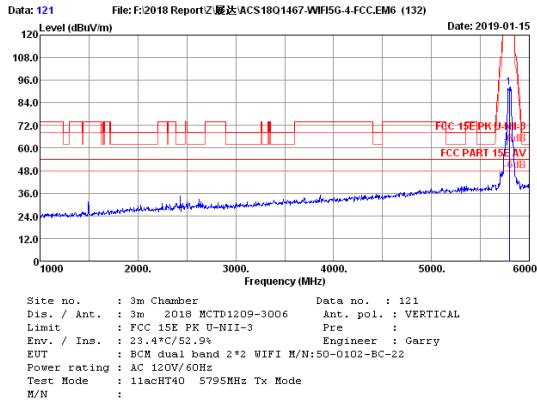
Remarks: 1. Emission Level= Antenna Factor + Cable Loss + Reading - Amp Factor
 2. The emission levels that are 20dB below the official limit are not reported.



No.	Freq. (MHz)	Ant. Factor (dB/m)	Cable Loss (dB)	AMP factor (dB)	Reading (dBuV)	Emission Level (dBuV/m)	Limits (dBuV/m)	Margin (dB)	Remark
1	11510.00	38.40	21.22	32.64	25.49	52.47	54.00	1.53	Average
2	11510.00	38.40	21.22	32.64	36.58	63.56	74.00	10.44	Peak

Remarks: 1. Emission Level= Antenna Factor + Cable Loss + Reading - Amp Factor
 2. The emission levels that are 20dB below the official limit are not reported.

FCC ID: XVG500102BC22

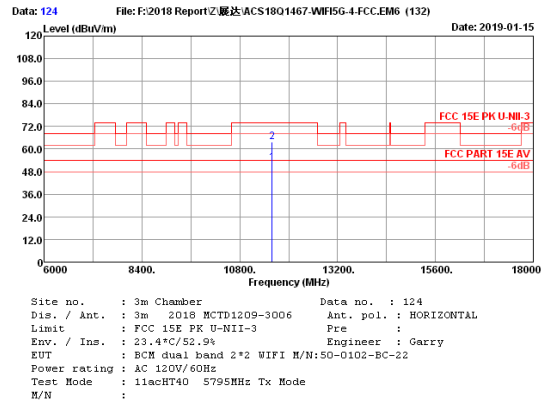
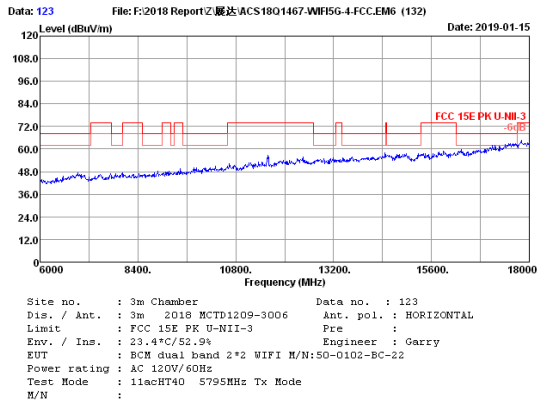


No.	Freq. (MHz)	Ant. Factor (dB/m)	Cable Loss (dB)	AMP factor (dB)	Reading (dBuV)	Emission Level (dBuV/m)	Limits (dBuV/m)	Margin (dB)	Remark
1	5795.00	33.31	16.47	34.58	77.10	92.30	-----	-----	Peak

Remarks: 1. Emission Level= Antenna Factor + Cable Loss + Reading - Amp Factor
 2. The emission levels that are 20dB below the official limit are not reported.

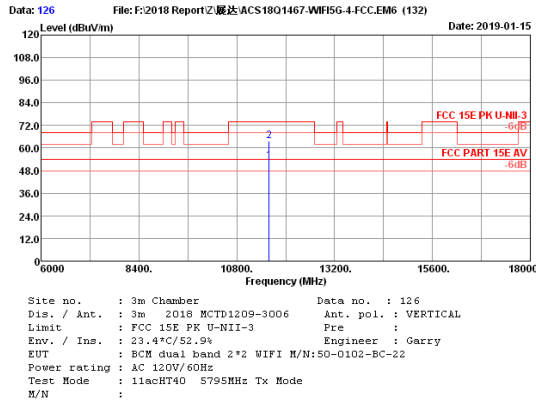
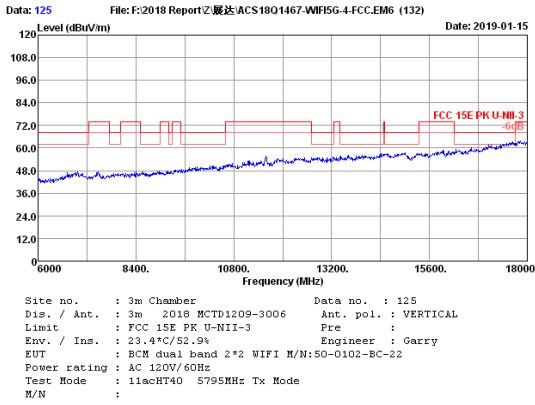
No.	Freq. (MHz)	Ant. Factor (dB/m)	Cable Loss (dB)	AMP factor (dB)	Reading (dBuV)	Emission Level (dBuV/m)	Limits (dBuV/m)	Margin (dB)	Remark
1	5795.00	33.31	16.47	34.58	80.59	95.79	-----	-----	Peak

Remarks: 1. Emission Level= Antenna Factor + Cable Loss + Reading - Amp Factor
 2. The emission levels that are 20dB below the official limit are not reported.



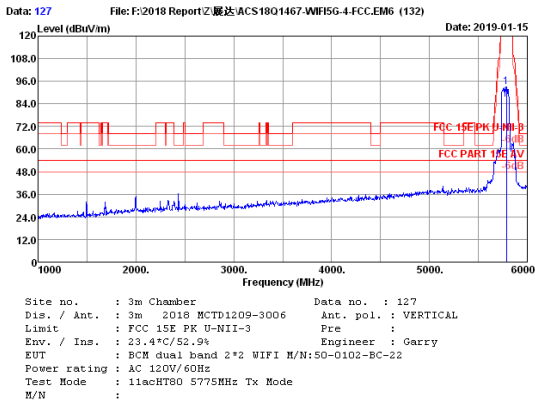
No.	Freq. (MHz)	Ant. Factor (dB/m)	Cable Loss (dB)	AMP factor (dB)	Reading (dBuV)	Emission Level (dBuV/m)	Limits (dBuV/m)	Margin (dB)	Remark
1	11590.00	38.35	21.41	32.57	25.50	52.69	54.00	1.31	Average
2	11590.00	38.35	21.41	32.57	36.56	63.75	74.00	10.25	Peak

Remarks: 1. Emission Level= Antenna Factor + Cable Loss + Reading - Amp Factor
 2. The emission levels that are 20dB below the official limit are not reported.



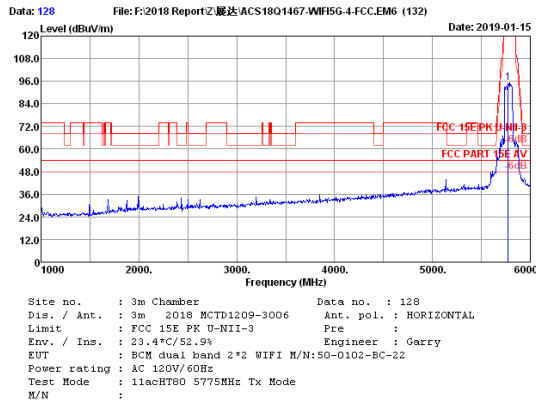
No.	Freq. (MHz)	Ant. Factor (dB/m)	Cable Loss (dB)	AMP factor (dB)	Reading (dBuV)	Emission Level (dBuV/m)	Limits (dBuV/m)	Margin (dB)	Remark
1	11590.00	38.35	21.41	32.57	26.02	53.21	54.00	0.79	Average
2	11590.00	38.35	21.41	32.57	36.56	63.75	74.00	10.25	Peak

Remarks: 1. Emission Level= Antenna Factor + Cable Loss + Reading - Amp Factor
 2. The emission levels that are 20dB below the official limit are not reported.



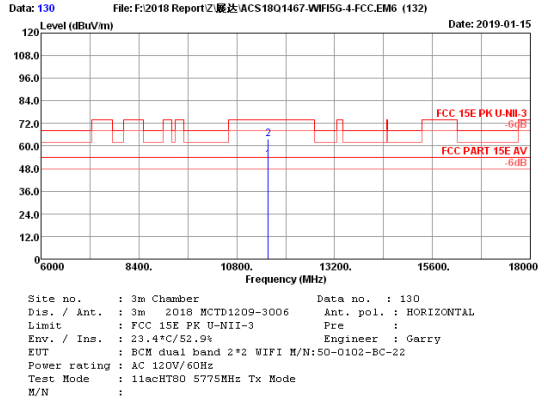
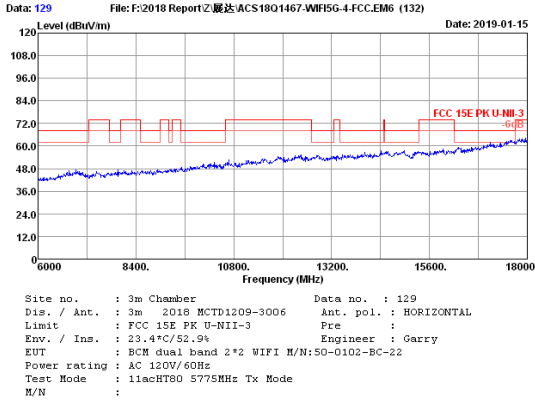
No.	Freq. (MHz)	Ant. Factor (dB/m)	Cable Loss (dB)	AMP factor (dB)	Reading (dBuV)	Emission Level (dBuV/m)	Limits (dBuV/m)	Margin (dB)	Remark
1	5785.00	33.29	16.44	34.58	77.78	92.93	-----	-----	Peak

Remarks: 1. Emission Level= Antenna Factor + Cable Loss + Reading - Amp Factor
 2. The emission levels that are 20dB below the official limit are not reported.



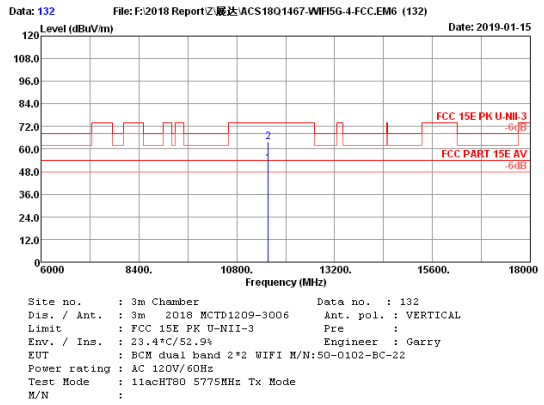
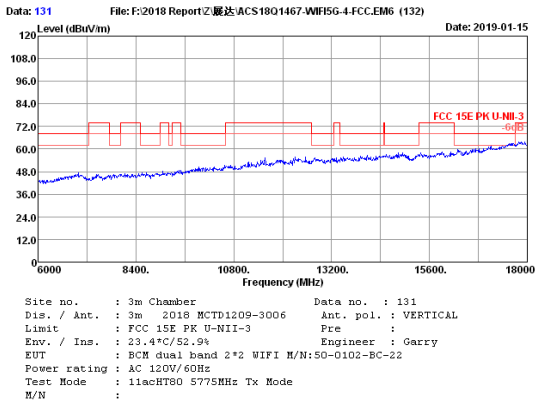
No.	Freq. (MHz)	Ant. Factor (dB/m)	Cable Loss (dB)	AMP factor (dB)	Reading (dBuV)	Emission Level (dBuV/m)	Limits (dBuV/m)	Margin (dB)	Remark
1	5775.00	33.29	16.44	34.59	79.86	95.00	-----	-----	Peak

Remarks: 1. Emission Level= Antenna Factor + Cable Loss + Reading - Amp Factor
 2. The emission levels that are 20dB below the official limit are not reported.



No.	Freq. (MHz)	Ant. Factor (dB/m)	Cable Loss (dB)	AMP factor (dB)	Reading (dBuV)	Emission Level (dBuV/m)	Limits (dBuV/m)	Margin (dB)	Remark
1	11570.00	38.36	21.37	32.57	25.58	52.74	54.00	1.26	Average
2	11570.00	38.36	21.37	32.57	36.64	63.80	74.00	10.20	Peak

Remarks: 1. Emission Level= Antenna Factor + Cable Loss + Reading - Amp Factor
 2. The emission levels that are 20dB below the official limit are not reported.



No.	Freq. (MHz)	Ant. Factor (dB/m)	Cable Loss (dB)	AMP factor (dB)	Reading (dBuV)	Emission Level (dBuV/m)	Limits (dBuV/m)	Margin (dB)	Remark
1	11570.00	38.36	21.37	32.57	25.31	52.47	54.00	1.53	Average
2	11570.00	38.36	21.37	32.57	36.53	63.69	74.00	10.31	Peak

Remarks: 1. Emission Level= Antenna Factor + Cable Loss + Reading - Amp Factor
 2. The emission levels that are 20dB below the official limit are not reported.

5. BAND EDGE COMPLIANCE TEST

5.1. Test Equipment

Item	Equipment	Manufacturer	Model No.	Serial No.	Last Cal.	Cal. Interval
1.	PXA Signal Analyzer	Agilent	N9030A	MY51380221	Sep.08,18	1 Year
2.	Amplifier	HP	8449B	3008A02495	Apr.23.18	1 Year
3.	Horn Antenna	ETC	MCTD 1209	DRH15F03006	May.30,18	1 Year
4.	RF Cable	Hubersuhner	SUCOFLE X106	505239/6	Apr.23,18	1 Year

5.2. Limit

For transmitters operating in the band 5150-5250 MHz, all emissions outside the band 5150-5350 MHz shall not exceed -27 dBm/MHz e.i.r.p.

For devices with both operating frequencies and channel bandwidths contained within the band 5250-5350 MHz, All emissions outside the band 5250-5350 MHz shall not exceed -27 dBm/MHz e.i.r.p.

For transmitters operating in the band 5470-5725MHz, Emissions outside the band 5470-5725 MHz shall not exceed -27 dBm/MHz e.i.r.p.

For transmitters operating in the 5.725-5.85 GHz band: All emissions shall be limited to a level of -27 dBm/MHz at 75 MHz or more above or below the band edge increasing linearly to 10 dBm/MHz at 25 MHz above or below the band edge, and from 25 MHz above or below the band edge increasing linearly to a level of 15.6 dBm/MHz at 5 MHz above or below the band edge, and from 5 MHz above or below the band edge increasing linearly to a level of 27 dBm/MHz at the band edge..

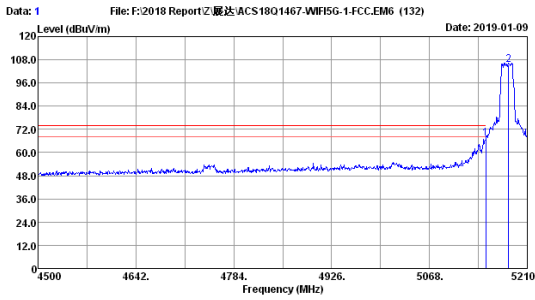
5.3. Test Procedure

1. The EUT is placed on a turntable, which is 1.5m above the ground plane and worked at highest radiated power.
2. The turntable was rotated for 360 degrees to determine the position of maximum emission level.
3. EUT is set 3m away from the receiving antenna, which is varied from 1m to 4m to find out the highest emission.
4. Set the spectrum analyzer in the following setting in order to capture the lower and upper band-edges of the emission:
 - (a) PEAK: RBW=1MHz; VBW=3MHz; Sweep=AUTO
 - (b) AVERAGE: RBW=1MHz; VBW=10Hz; Sweep=AUTO
5. Per KDB789033 clause H 2)d).if the test distance is 3m, the EIRP(dBm)=E(dBuv/m)-95.2
Get the final compare with limit.

5.4. Test Results

Pass (The testing data was attached in the next pages.)

5180-5240MHz Band:

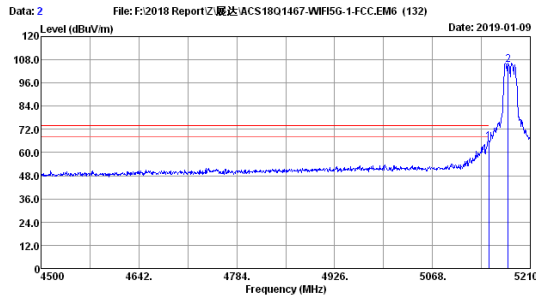


File: F:\2018 Report\Z-展达\ACS1801467-WIFI5G-1-FCC.EM6 (132) Date: 2019-01-09

Site no. : 3m Chamber Data no. : 1
 Dis. / Ant. : 3m 2018 MCTD1209-3006 Ant. pol. : HORIZONTAL
 Limit : FCC 15E PK U-NII-1 Pre :
 Env. / Ins. : 23.4°C/52.9% Engineer : Garry
 EUT : BCM dual band 2*2 WIFI M/N:50-0102-BC-22
 Power rating : AC 120V/60Hz
 Test Mode : 11a 5180MHz Tx Mode
 M/N :

No.	Freq. (MHz)	Ant. Factor (dB/m)	Cable Loss (dB)	AMP factor (dB)	Reading (dBuV)	Emission Level (dBuV/m)	Limits (dBuV/m)	Margin (dB)	Remark
1	5150.00	33.95	15.12	34.63	52.84	67.28	74.00	6.72	Peak
2	5183.02	33.85	15.19	34.64	90.90	105.30			Peak

Remarks: 1. Emission Level= Antenna Factor + Cable Loss + Reading - Amp Factor
 2. The emission levels that are 20dB below the official limit are not reported.

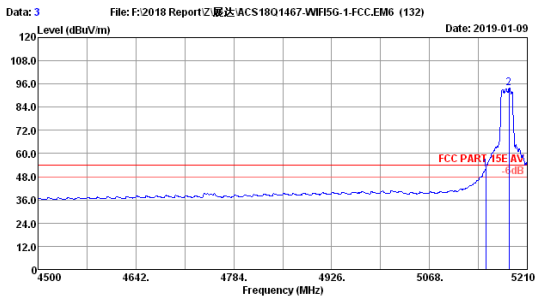


File: F:\2018 Report\Z-展达\ACS1801467-WIFI5G-1-FCC.EM6 (132) Date: 2019-01-09

Site no. : 3m Chamber Data no. : 2
 Dis. / Ant. : 3m 2018 MCTD1209-3006 Ant. pol. : VERTICAL
 Limit : FCC 15E PK U-NII-1 Pre :
 Env. / Ins. : 23.4°C/52.9% Engineer : Garry
 EUT : BCM dual band 2*2 WIFI M/N:50-0102-BC-22
 Power rating : AC 120V/60Hz
 Test Mode : 11a 5180MHz Tx Mode
 M/N :

No.	Freq. (MHz)	Ant. Factor (dB/m)	Cable Loss (dB)	AMP factor (dB)	Reading (dBuV)	Emission Level (dBuV/m)	Limits (dBuV/m)	Margin (dB)	Remark
1	5150.00	33.95	15.12	34.63	50.99	65.43	74.00	8.57	Peak
2	5178.05	33.85	15.19	34.64	91.00	105.40			Peak

Remarks: 1. Emission Level= Antenna Factor + Cable Loss + Reading - Amp Factor
 2. The emission levels that are 20dB below the official limit are not reported.

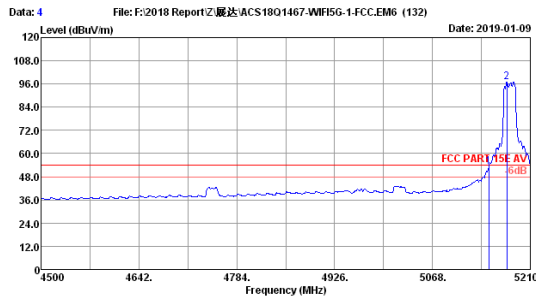


File: F:\2018 Report\Z-展达\ACS1801467-WIFI5G-1-FCC.EM6 (132) Date: 2019-01-09

Site no. : 3m Chamber Data no. : 3
 Dis. / Ant. : 3m 2018 MCTD1209-3006 Ant. pol. : VERTICAL
 Limit : FCC PART 15E AV Pre :
 Env. / Ins. : 23.4°C/52.9% Engineer : Garry
 EUT : BCM dual band 2*2 WIFI M/N:50-0102-BC-22
 Power rating : AC 120V/60Hz
 Test Mode : 11a 5180MHz Tx Mode
 M/N :

No.	Freq. (MHz)	Ant. Factor (dB/m)	Cable Loss (dB)	AMP factor (dB)	Reading (dBuV)	Emission Level (dBuV/m)	Limits (dBuV/m)	Margin (dB)	Remark
1	5150.00	33.95	15.12	34.63	37.40	51.84	54.00	2.16	Average
2	5183.73	33.85	15.19	34.64	79.56	93.96	54.00	-39.96	Average

Remarks: 1. Emission Level= Antenna Factor + Cable Loss + Reading - Amp Factor
 2. The emission levels that are 20dB below the official limit are not reported.

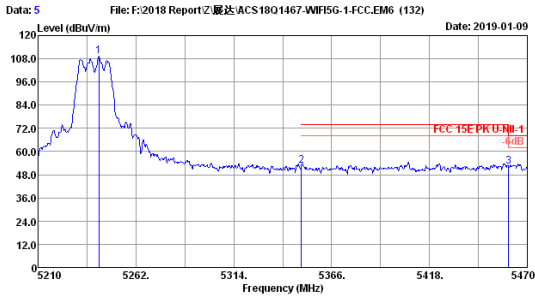


File: F:\2018 Report\Z-展达\ACS1801467-WIFI5G-1-FCC.EM6 (132) Date: 2019-01-09

Site no. : 3m Chamber Data no. : 4
 Dis. / Ant. : 3m 2018 MCTD1209-3006 Ant. pol. : HORIZONTAL
 Limit : FCC PART 15E AV Pre :
 Env. / Ins. : 23.4°C/52.9% Engineer : Garry
 EUT : BCM dual band 2*2 WIFI M/N:50-0102-BC-22
 Power rating : AC 120V/60Hz
 Test Mode : 11a 5180MHz Tx Mode
 M/N :

No.	Freq. (MHz)	Ant. Factor (dB/m)	Cable Loss (dB)	AMP factor (dB)	Reading (dBuV)	Emission Level (dBuV/m)	Limits (dBuV/m)	Margin (dB)	Remark
1	5150.00	33.95	15.12	34.63	38.81	53.25	54.00	0.75	Average
2	5175.92	33.85	15.19	34.64	82.59	96.99	54.00	-42.99	Average

Remarks: 1. Emission Level= Antenna Factor + Cable Loss + Reading - Amp Factor
 2. The emission levels that are 20dB below the official limit are not reported.

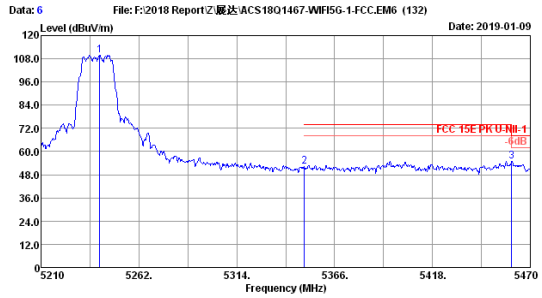


File: F:\2018 Report\Z-展达\ACS1801467-WIFI5G-1-FCC-EM6 (132) Date: 2019-01-09

Site no. : 3m Chamber Data no. : 5
 Dis. / Ant. : 3m 2018 MCTD1209-3006 Ant. pol. : VERTICAL
 Limit : FCC 15E PK U-NII-1 Pre :
 Env. / Ins. : 23.4°C/52.9% Engineer : Garry
 EUT : BCM dual band 2*2 WIFI M/N:50-0102-BC-22
 Power rating : AC 120V/60Hz
 Test Mode : 11a 5240MHz Tx Mode
 M/N :

No.	Freq. (MHz)	Ant. Factor (dB/m)	Cable Loss (dB)	AMP factor (dB)	Reading (dBuV)	Emission Level (dBuV/m)	Limits (dBuV/m)	Margin (dB)	Remark
1	5242.24	33.65	15.33	34.65	94.83	109.16	-----	-----	Peak
2	5350.00	33.35	15.55	34.67	38.60	52.83	74.00	21.17	Peak
3	5460.00	33.05	15.76	34.69	38.24	52.36	68.20	15.84	Peak

Remarks: 1. Emission Level= Antenna Factor + Cable Loss + Reading - Amp Factor
 2. The emission levels that are 20dB below the official limit are not reported.

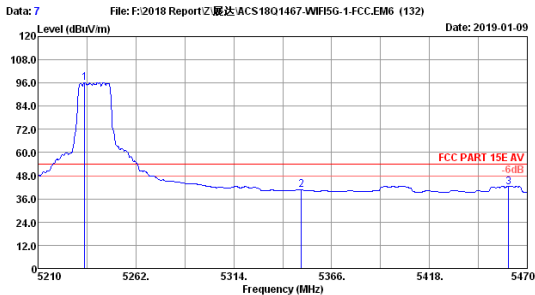


File: F:\2018 Report\Z-展达\ACS1801467-WIFI5G-1-FCC-EM6 (132) Date: 2019-01-09

Site no. : 3m Chamber Data no. : 6
 Dis. / Ant. : 3m 2018 MCTD1209-3006 Ant. pol. : HORIZONTAL
 Limit : FCC 15E PK U-NII-1 Pre :
 Env. / Ins. : 23.4°C/52.9% Engineer : Garry
 EUT : BCM dual band 2*2 WIFI M/N:50-0102-BC-22
 Power rating : AC 120V/60Hz
 Test Mode : 11a 5240MHz Tx Mode
 M/N :

No.	Freq. (MHz)	Ant. Factor (dB/m)	Cable Loss (dB)	AMP factor (dB)	Reading (dBuV)	Emission Level (dBuV/m)	Limits (dBuV/m)	Margin (dB)	Remark
1	5241.20	33.70	15.30	34.65	95.63	109.98	-----	-----	Peak
2	5350.00	33.35	15.55	34.67	37.91	52.14	74.00	21.86	Peak
3	5460.00	33.05	15.76	34.69	40.76	54.86	68.20	13.32	Peak

Remarks: 1. Emission Level= Antenna Factor + Cable Loss + Reading - Amp Factor
 2. The emission levels that are 20dB below the official limit are not reported.

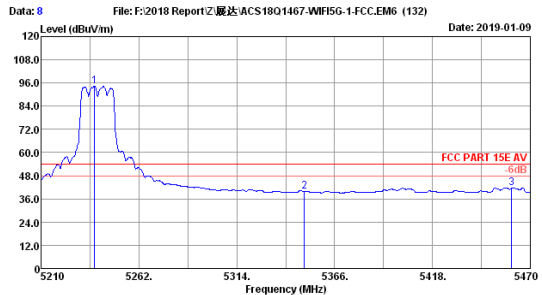


File: F:\2018 Report\Z-展达\ACS1801467-WIFI5G-1-FCC-EM6 (132) Date: 2019-01-09

Site no. : 3m Chamber Data no. : 7
 Dis. / Ant. : 3m 2018 MCTD1209-3006 Ant. pol. : HORIZONTAL
 Limit : FCC PART 15E AV Pre :
 Env. / Ins. : 23.4°C/52.9% Engineer : Garry
 EUT : BCM dual band 2*2 WIFI M/N:50-0102-BC-22
 Power rating : AC 120V/60Hz
 Test Mode : 11a 5240MHz Tx Mode
 M/N :

No.	Freq. (MHz)	Ant. Factor (dB/m)	Cable Loss (dB)	AMP factor (dB)	Reading (dBuV)	Emission Level (dBuV/m)	Limits (dBuV/m)	Margin (dB)	Remark
1	5234.70	33.70	15.30	34.65	81.91	96.26	54.00	-42.26	Average
2	5350.00	33.35	15.55	34.67	26.37	40.60	54.00	13.40	Average
3	5460.00	33.05	15.76	34.69	28.02	42.14	54.00	11.86	Average

Remarks: 1. Emission Level= Antenna Factor + Cable Loss + Reading - Amp Factor
 2. The emission levels that are 20dB below the official limit are not reported.

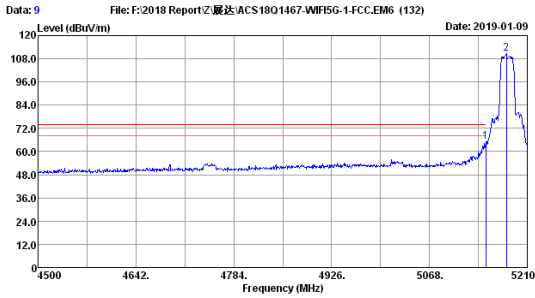


File: F:\2018 Report\Z-展达\ACS1801467-WIFI5G-1-FCC-EM6 (132) Date: 2019-01-09

Site no. : 3m Chamber Data no. : 8
 Dis. / Ant. : 3m 2018 MCTD1209-3006 Ant. pol. : VERTICAL
 Limit : FCC PART 15E AV Pre :
 Env. / Ins. : 23.4°C/52.9% Engineer : Garry
 EUT : BCM dual band 2*2 WIFI M/N:50-0102-BC-22
 Power rating : AC 120V/60Hz
 Test Mode : 11a 5240MHz Tx Mode
 M/N :

No.	Freq. (MHz)	Ant. Factor (dB/m)	Cable Loss (dB)	AMP factor (dB)	Reading (dBuV)	Emission Level (dBuV/m)	Limits (dBuV/m)	Margin (dB)	Remark
1	5238.34	33.70	15.30	34.65	79.83	94.18	54.00	-40.18	Average
2	5350.00	33.35	15.55	34.67	25.67	39.90	54.00	14.10	Average
3	5460.00	33.05	15.76	34.69	27.38	41.50	54.00	12.50	Average

Remarks: 1. Emission Level= Antenna Factor + Cable Loss + Reading - Amp Factor
 2. The emission levels that are 20dB below the official limit are not reported.

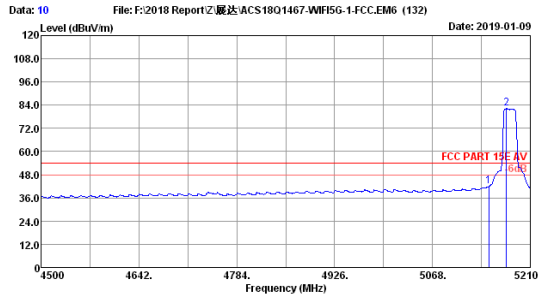


File: F:\2018 Report\Z-展达\ACS1801467-WIFI5G-1-FCC-EM6 (132) Date: 2019-01-09

Site no. : 3m Chamber Data no. : 9
 Dis. / Ant. : 3m 2018 MCTD1209-3006 Ant. pol. : VERTICAL
 Limit : FCC 15E PK U-NII-1 Pre :
 Env. / Ins. : 23.4°C/52.9% Engineer : Garry
 EUT : BCM dual band 2*2 WIFI M/N:50-0102-BC-22
 Power rating : AC 120V/60Hz
 Test Mode : 11nHT20 5180MHz TX Mode
 M/N :

No.	Freq. (MHz)	Ant. Factor (dB/m)	Cable Loss (dB)	AMP factor (dB)	Reading (dBuV)	Emission Level (dBuV/m)	Limits (dBuV/m)	Margin (dB)	Remark
1	5150.00	33.95	15.12	34.63	50.65	65.09	74.00	8.91	Peak
2	5179.47	33.85	15.19	34.64	96.20	110.60			Peak

Remarks: 1. Emission Level= Antenna Factor + Cable Loss + Reading - Amp Factor
 2. The emission levels that are 20dB below the official limit are not reported.

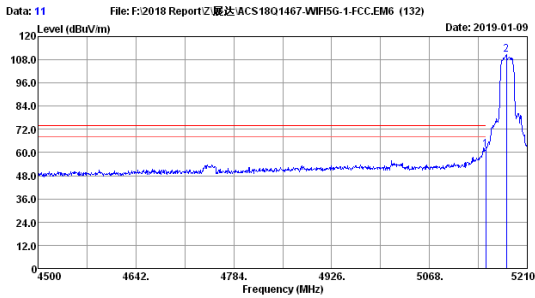


File: F:\2018 Report\Z-展达\ACS1801467-WIFI5G-1-FCC-EM6 (132) Date: 2019-01-09

Site no. : 3m Chamber Data no. : 10
 Dis. / Ant. : 3m 2018 MCTD1209-3006 Ant. pol. : VERTICAL
 Limit : FCC PART 15E AV Pre :
 Env. / Ins. : 23.4°C/52.9% Engineer : Garry
 EUT : BCM dual band 2*2 WIFI M/N:50-0102-BC-22
 Power rating : AC 120V/60Hz
 Test Mode : 11nHT20 5180MHz TX Mode
 M/N :

No.	Freq. (MHz)	Ant. Factor (dB/m)	Cable Loss (dB)	AMP factor (dB)	Reading (dBuV)	Emission Level (dBuV/m)	Limits (dBuV/m)	Margin (dB)	Remark
1	5150.00	33.95	15.12	34.63	27.55	41.99	54.00	12.01	Average
2	5175.21	33.85	15.19	34.64	67.85	82.25	54.00	-28.25	Average

Remarks: 1. Emission Level= Antenna Factor + Cable Loss + Reading - Amp Factor
 2. The emission levels that are 20dB below the official limit are not reported.

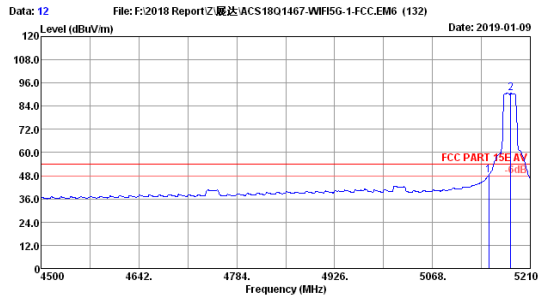


File: F:\2018 Report\Z-展达\ACS1801467-WIFI5G-1-FCC-EM6 (132) Date: 2019-01-09

Site no. : 3m Chamber Data no. : 11
 Dis. / Ant. : 3m 2018 MCTD1209-3006 Ant. pol. : HORIZONTAL
 Limit : FCC 15E PK U-NII-1 Pre :
 Env. / Ins. : 23.4°C/52.9% Engineer : Garry
 EUT : BCM dual band 2*2 WIFI M/N:50-0102-BC-22
 Power rating : AC 120V/60Hz
 Test Mode : 11nHT20 5180MHz TX Mode
 M/N :

No.	Freq. (MHz)	Ant. Factor (dB/m)	Cable Loss (dB)	AMP factor (dB)	Reading (dBuV)	Emission Level (dBuV/m)	Limits (dBuV/m)	Margin (dB)	Remark
1	5150.00	33.95	15.12	34.63	47.32	61.76	74.00	12.24	Peak
2	5179.47	33.85	15.19	34.64	96.20	110.60			Peak

Remarks: 1. Emission Level= Antenna Factor + Cable Loss + Reading - Amp Factor
 2. The emission levels that are 20dB below the official limit are not reported.



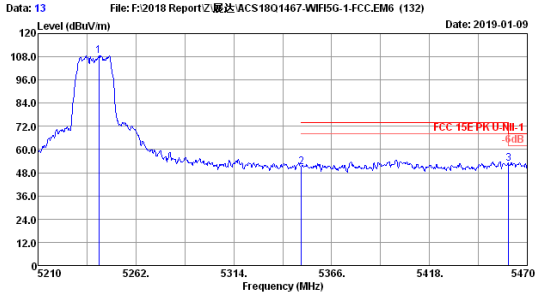
File: F:\2018 Report\Z-展达\ACS1801467-WIFI5G-1-FCC-EM6 (132) Date: 2019-01-09

Site no. : 3m Chamber Data no. : 12
 Dis. / Ant. : 3m 2018 MCTD1209-3006 Ant. pol. : HORIZONTAL
 Limit : FCC PART 15E AV Pre :
 Env. / Ins. : 23.4°C/52.9% Engineer : Garry
 EUT : BCM dual band 2*2 WIFI M/N:50-0102-BC-22
 Power rating : AC 120V/60Hz
 Test Mode : 11nHT20 5180MHz TX Mode
 M/N :

No.	Freq. (MHz)	Ant. Factor (dB/m)	Cable Loss (dB)	AMP factor (dB)	Reading (dBuV)	Emission Level (dBuV/m)	Limits (dBuV/m)	Margin (dB)	Remark
1	5150.00	33.95	15.12	34.63	33.80	48.24	54.00	5.76	Average
2	5181.60	33.85	15.19	34.64	76.33	90.73	54.00	-36.73	Average

Remarks: 1. Emission Level= Antenna Factor + Cable Loss + Reading - Amp Factor
 2. The emission levels that are 20dB below the official limit are not reported.

FCC ID: XVG500102BC22

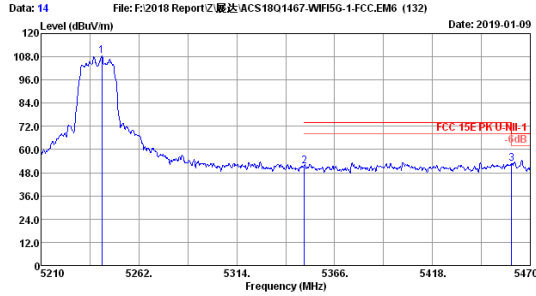


File: F:\2018 Report\Z-展达\ACS1801467-WIFI5G-1-FCC-EM6 (132)
Date: 2019-01-09

Site no. : 3m Chamber Data no. : 13
Dis. / Ant. : 3m 2018 MCTD1209-3006 Ant. pol. : HORIZONTAL
Limit : FCC 15E PK U-NII-1 Pre :
Env. / Ins. : 23.4°C/52.9% Engineer : Garry
EUT : BCM dual band 2*2 WIFI M/N:50-0102-BC-22
Power rating : AC 120V/60Hz
Test Mode : 11nHT20 5240MHz TX Mode
M/N :

No.	Freq. (MHz)	Ant. Factor (dB/m)	Cable Loss (dB)	AMP factor (dB)	Reading (dBuV)	Emission Level (dBuV/m)	Limits (dBuV/m)	Margin (dB)	Remark
1	5242.24	33.65	15.33	34.65	94.22	108.55	74.00	23.22	Peak
2	5350.00	33.35	15.55	34.67	36.55	50.78	68.20	15.39	Peak
3	5460.00	33.05	15.76	34.69	38.69	52.81	68.20	15.39	Peak

Remarks: 1. Emission Level= Antenna Factor + Cable Loss + Reading - Amp Factor
2. The emission levels that are 20dB below the official limit are not reported.

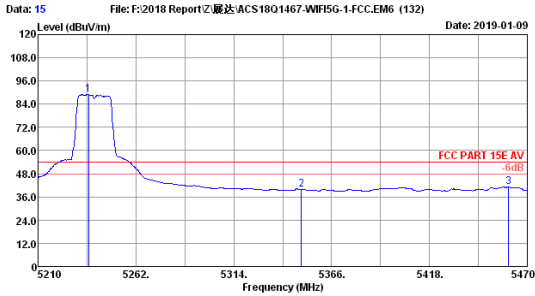


File: F:\2018 Report\Z-展达\ACS1801467-WIFI5G-1-FCC-EM6 (132)
Date: 2019-01-09

Site no. : 3m Chamber Data no. : 14
Dis. / Ant. : 3m 2018 MCTD1209-3006 Ant. pol. : VERTICAL
Limit : FCC 15E PK U-NII-1 Pre :
Env. / Ins. : 23.4°C/52.9% Engineer : Garry
EUT : BCM dual band 2*2 WIFI M/N:50-0102-BC-22
Power rating : AC 120V/60Hz
Test Mode : 11nHT20 5240MHz TX Mode
M/N :

No.	Freq. (MHz)	Ant. Factor (dB/m)	Cable Loss (dB)	AMP factor (dB)	Reading (dBuV)	Emission Level (dBuV/m)	Limits (dBuV/m)	Margin (dB)	Remark
1	5242.24	33.65	15.33	34.65	94.09	108.42	74.00	22.70	Peak
2	5350.00	33.35	15.55	34.67	37.07	51.30	68.20	15.32	Peak
3	5460.00	33.05	15.76	34.69	38.76	52.88	68.20	15.32	Peak

Remarks: 1. Emission Level= Antenna Factor + Cable Loss + Reading - Amp Factor
2. The emission levels that are 20dB below the official limit are not reported.

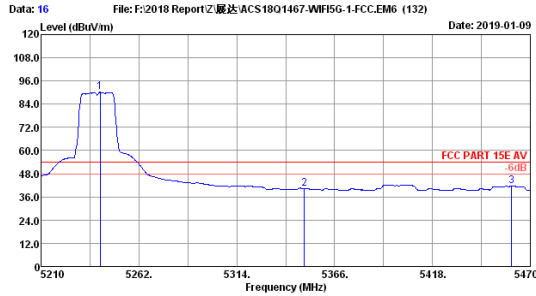


File: F:\2018 Report\Z-展达\ACS1801467-WIFI5G-1-FCC-EM6 (132)
Date: 2019-01-09

Site no. : 3m Chamber Data no. : 15
Dis. / Ant. : 3m 2018 MCTD1209-3006 Ant. pol. : VERTICAL
Limit : FCC PART 15E AV Pre :
Env. / Ins. : 23.4°C/52.9% Engineer : Garry
EUT : BCM dual band 2*2 WIFI M/N:50-0102-BC-22
Power rating : AC 120V/60Hz
Test Mode : 11nHT20 5240MHz TX Mode
M/N :

No.	Freq. (MHz)	Ant. Factor (dB/m)	Cable Loss (dB)	AMP factor (dB)	Reading (dBuV)	Emission Level (dBuV/m)	Limits (dBuV/m)	Margin (dB)	Remark
1	5236.78	33.70	15.30	34.65	74.62	88.97	54.00	-34.97	Average
2	5350.00	33.35	15.55	34.67	25.70	39.93	54.00	14.07	Average
3	5460.00	33.05	15.76	34.69	26.89	41.01	54.00	12.99	Average

Remarks: 1. Emission Level= Antenna Factor + Cable Loss + Reading - Amp Factor
2. The emission levels that are 20dB below the official limit are not reported.

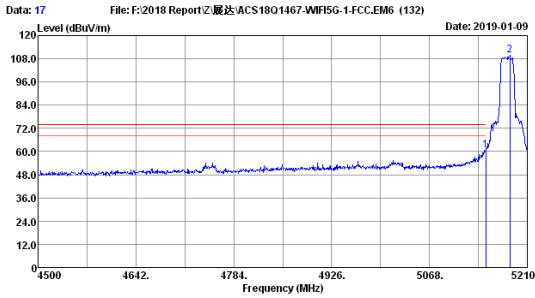


File: F:\2018 Report\Z-展达\ACS1801467-WIFI5G-1-FCC-EM6 (132)
Date: 2019-01-09

Site no. : 3m Chamber Data no. : 16
Dis. / Ant. : 3m 2018 MCTD1209-3006 Ant. pol. : HORIZONTAL
Limit : FCC PART 15E AV Pre :
Env. / Ins. : 23.4°C/52.9% Engineer : Garry
EUT : BCM dual band 2*2 WIFI M/N:50-0102-BC-22
Power rating : AC 120V/60Hz
Test Mode : 11nHT20 5240MHz TX Mode
M/N :

No.	Freq. (MHz)	Ant. Factor (dB/m)	Cable Loss (dB)	AMP factor (dB)	Reading (dBuV)	Emission Level (dBuV/m)	Limits (dBuV/m)	Margin (dB)	Remark
1	5241.46	33.70	15.30	34.65	75.79	90.14	54.00	-36.14	Average
2	5350.00	33.35	15.55	34.67	26.17	40.40	54.00	13.60	Average
3	5460.12	33.05	15.76	34.69	27.37	41.49	54.00	12.51	Average

Remarks: 1. Emission Level= Antenna Factor + Cable Loss + Reading - Amp Factor
2. The emission levels that are 20dB below the official limit are not reported.

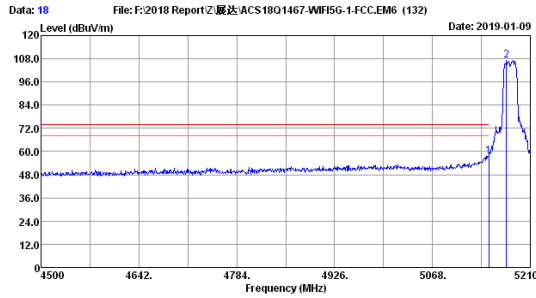


File: F:\2018 Report\Z-展达\ACS1801467-WIFI5G-1-FCC-EM6 (132) Date: 2019-01-09

Site no. : 3m Chamber Data no. : 17
 Dis. / Ant. : 3m 2018 MCTD1209-3006 Ant. pol. : HORIZONTAL
 Limit : FCC 15E PK U-NII-1 Pre :
 Env. / Ins. : 23.4°C/52.9% Engineer : Garry
 EUT : BCM dual band 2*2 WIFI M/N:50-0102-BC-22
 Power rating : AC 120V/60Hz
 Test Mode : 11acHT20 5180MHz Tx Mode
 M/N :

No.	Freq. (MHz)	Ant. Factor (dB/m)	Cable Loss (dB)	AMP factor (dB)	Reading (dBuV)	Emission Level (dBuV/m)	Limits (dBuV/m)	Margin (dB)	Remark
1	5150.00	33.95	15.12	34.63	46.02	60.46	74.00	13.54	Peak
2	5184.44	33.85	15.19	34.64	95.28	109.68			Peak

Remarks: 1. Emission Level= Antenna Factor + Cable Loss + Reading - Amp Factor
 2. The emission levels that are 20dB below the official limit are not reported.

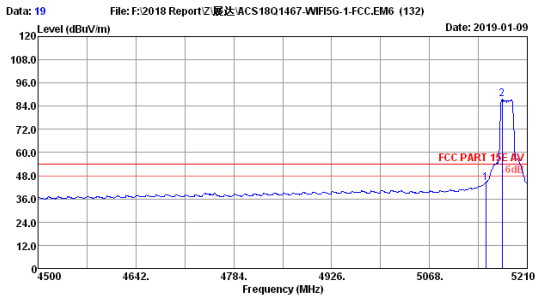


File: F:\2018 Report\Z-展达\ACS1801467-WIFI5G-1-FCC-EM6 (132) Date: 2019-01-09

Site no. : 3m Chamber Data no. : 18
 Dis. / Ant. : 3m 2018 MCTD1209-3006 Ant. pol. : VERTICAL
 Limit : FCC 15E PK U-NII-1 Pre :
 Env. / Ins. : 23.4°C/52.9% Engineer : Garry
 EUT : BCM dual band 2*2 WIFI M/N:50-0102-BC-22
 Power rating : AC 120V/60Hz
 Test Mode : 11acHT20 5180MHz Tx Mode
 M/N :

No.	Freq. (MHz)	Ant. Factor (dB/m)	Cable Loss (dB)	AMP factor (dB)	Reading (dBuV)	Emission Level (dBuV/m)	Limits (dBuV/m)	Margin (dB)	Remark
1	5150.00	33.95	15.12	34.63	43.17	57.61	74.00	16.39	Peak
2	5175.21	33.85	15.19	34.64	92.86	107.26			Peak

Remarks: 1. Emission Level= Antenna Factor + Cable Loss + Reading - Amp Factor
 2. The emission levels that are 20dB below the official limit are not reported.

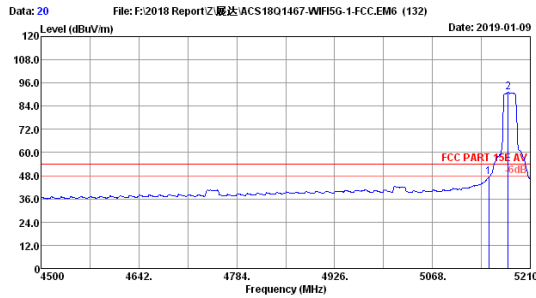


File: F:\2018 Report\Z-展达\ACS1801467-WIFI5G-1-FCC-EM6 (132) Date: 2019-01-09

Site no. : 3m Chamber Data no. : 19
 Dis. / Ant. : 3m 2018 MCTD1209-3006 Ant. pol. : VERTICAL
 Limit : FCC PART 15E AV Pre :
 Env. / Ins. : 23.4°C/52.9% Engineer : Garry
 EUT : BCM dual band 2*2 WIFI M/N:50-0102-BC-22
 Power rating : AC 120V/60Hz
 Test Mode : 11acHT20 5180MHz Tx Mode
 M/N :

No.	Freq. (MHz)	Ant. Factor (dB/m)	Cable Loss (dB)	AMP factor (dB)	Reading (dBuV)	Emission Level (dBuV/m)	Limits (dBuV/m)	Margin (dB)	Remark
1	5150.00	33.95	15.12	34.63	29.92	44.36	54.00	9.64	Average
2	5173.79	33.85	15.19	34.64	73.11	87.51	54.00	-33.51	Average

Remarks: 1. Emission Level= Antenna Factor + Cable Loss + Reading - Amp Factor
 2. The emission levels that are 20dB below the official limit are not reported.

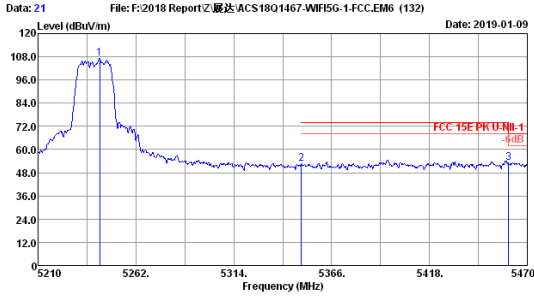


File: F:\2018 Report\Z-展达\ACS1801467-WIFI5G-1-FCC-EM6 (132) Date: 2019-01-09

Site no. : 3m Chamber Data no. : 20
 Dis. / Ant. : 3m 2018 MCTD1209-3006 Ant. pol. : HORIZONTAL
 Limit : FCC PART 15E AV Pre :
 Env. / Ins. : 23.4°C/52.9% Engineer : Garry
 EUT : BCM dual band 2*2 WIFI M/N:50-0102-BC-22
 Power rating : AC 120V/60Hz
 Test Mode : 11acHT20 5180MHz Tx Mode
 M/N :

No.	Freq. (MHz)	Ant. Factor (dB/m)	Cable Loss (dB)	AMP factor (dB)	Reading (dBuV)	Emission Level (dBuV/m)	Limits (dBuV/m)	Margin (dB)	Remark
1	5150.00	33.95	15.12	34.63	32.75	47.19	54.00	6.81	Average
2	5178.05	33.85	15.19	34.64	76.80	91.20	54.00	-37.20	Average

Remarks: 1. Emission Level= Antenna Factor + Cable Loss + Reading - Amp Factor
 2. The emission levels that are 20dB below the official limit are not reported.

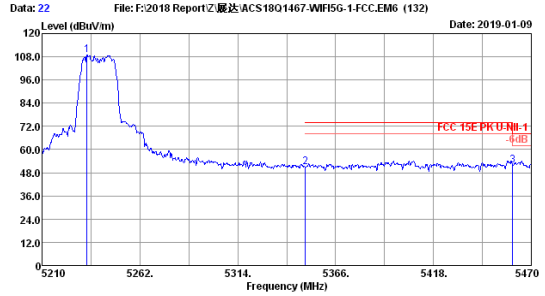


File: F:\2018 Report\Z-展达\ACS1801467-WIFI5G-1-FCC-EM6 (132)
Date: 2019-01-09

Site no. : 3m Chamber Data no. : 21
Dis. / Ant. : 3m 2018 MCTD1209-3006 Ant. pol. : VERTICAL
Limit : FCC 15E PK U-NII-1 Pre :
Env. / Ins. : 23.4°C/52.9% Engineer : Garry
EUT : BCM dual band 2*2 WIFI M/N:50-0102-BC-22
Power rating : AC 120V/60Hz
Test Mode : 11acHT20 5240MHz Tx Mode
M/N :

No.	Freq. (MHz)	Ant. Factor (dB/m)	Cable Loss (dB)	AMP factor (dB)	Reading (dBuV)	Emission Level (dBuV/m)	Limits (dBuV/m)	Margin (dB)	Remark
1	5242.76	33.65	15.33	34.65	92.70	107.03	-----	-----	Peak
2	5350.00	33.35	15.55	34.67	38.39	52.62	74.00	21.38	Peak
3	5460.00	33.05	15.76	34.69	39.06	53.18	68.20	15.02	Peak

Remarks: 1. Emission Level= Antenna Factor + Cable Loss + Reading - Amp Factor
2. The emission levels that are 20dB below the official limit are not reported.

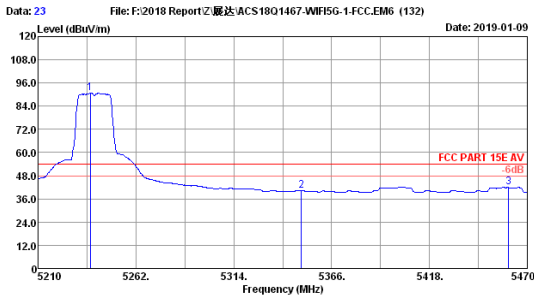


File: F:\2018 Report\Z-展达\ACS1801467-WIFI5G-1-FCC-EM6 (132)
Date: 2019-01-09

Site no. : 3m Chamber Data no. : 22
Dis. / Ant. : 3m 2018 MCTD1209-3006 Ant. pol. : HORIZONTAL
Limit : FCC 15E PK U-NII-1 Pre :
Env. / Ins. : 23.4°C/52.9% Engineer : Garry
EUT : BCM dual band 2*2 WIFI M/N:50-0102-BC-22
Power rating : AC 120V/60Hz
Test Mode : 11acHT20 5240MHz Tx Mode
M/N :

No.	Freq. (MHz)	Ant. Factor (dB/m)	Cable Loss (dB)	AMP factor (dB)	Reading (dBuV)	Emission Level (dBuV/m)	Limits (dBuV/m)	Margin (dB)	Remark
1	5233.92	33.70	15.30	34.65	94.69	109.04	-----	-----	Peak
2	5350.00	33.35	15.55	34.67	36.88	51.11	74.00	22.89	Peak
3	5460.00	33.05	15.76	34.69	37.75	51.87	68.20	16.33	Peak

Remarks: 1. Emission Level= Antenna Factor + Cable Loss + Reading - Amp Factor
2. The emission levels that are 20dB below the official limit are not reported.

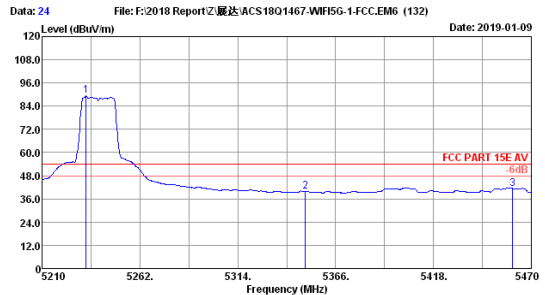


File: F:\2018 Report\Z-展达\ACS1801467-WIFI5G-1-FCC-EM6 (132)
Date: 2019-01-09

Site no. : 3m Chamber Data no. : 23
Dis. / Ant. : 3m 2018 MCTD1209-3006 Ant. pol. : HORIZONTAL
Limit : FCC PART 15E AV Pre :
Env. / Ins. : 23.4°C/52.9% Engineer : Garry
EUT : BCM dual band 2*2 WIFI M/N:50-0102-BC-22
Power rating : AC 120V/60Hz
Test Mode : 11acHT20 5240MHz Tx Mode
M/N :

No.	Freq. (MHz)	Ant. Factor (dB/m)	Cable Loss (dB)	AMP factor (dB)	Reading (dBuV)	Emission Level (dBuV/m)	Limits (dBuV/m)	Margin (dB)	Remark
1	5237.82	33.70	15.30	34.65	76.50	90.85	54.00	-36.85	Average
2	5350.00	33.35	15.55	34.67	26.10	40.33	54.00	13.67	Average
3	5460.00	33.05	15.76	34.69	27.75	41.87	54.00	12.13	Average

Remarks: 1. Emission Level= Antenna Factor + Cable Loss + Reading - Amp Factor
2. The emission levels that are 20dB below the official limit are not reported.

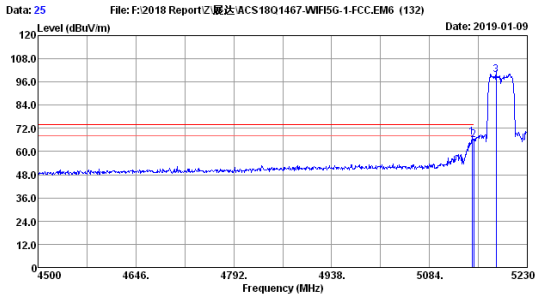


File: F:\2018 Report\Z-展达\ACS1801467-WIFI5G-1-FCC-EM6 (132)
Date: 2019-01-09

Site no. : 3m Chamber Data no. : 24
Dis. / Ant. : 3m 2018 MCTD1209-3006 Ant. pol. : VERTICAL
Limit : FCC PART 15E AV Pre :
Env. / Ins. : 23.4°C/52.9% Engineer : Garry
EUT : BCM dual band 2*2 WIFI M/N:50-0102-BC-22
Power rating : AC 120V/60Hz
Test Mode : 11acHT20 5240MHz Tx Mode
M/N :

No.	Freq. (MHz)	Ant. Factor (dB/m)	Cable Loss (dB)	AMP factor (dB)	Reading (dBuV)	Emission Level (dBuV/m)	Limits (dBuV/m)	Margin (dB)	Remark
1	5233.40	33.70	15.30	34.65	75.00	89.35	54.00	-35.35	Average
2	5350.00	33.35	15.55	34.67	25.69	39.92	54.00	14.08	Average
3	5460.00	33.05	15.76	34.69	27.27	41.39	54.00	12.61	Average

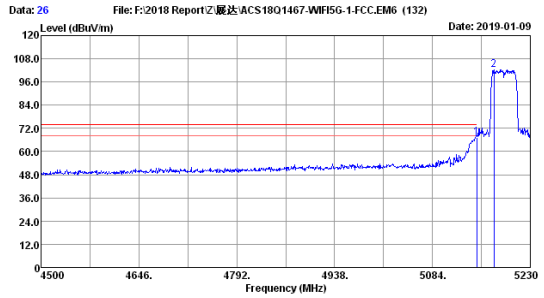
Remarks: 1. Emission Level= Antenna Factor + Cable Loss + Reading - Amp Factor
2. The emission levels that are 20dB below the official limit are not reported.



Site no. : 3m Chamber Data no. : 25
 Dis. / Ant. : 3m 2018 MCTD1209-3006 Ant. pol. : VERTICAL
 Limit : FCC 15E PK U-NII-1 Pre :
 Env. / Ins. : 23.4°C/52.9% Engineer : Garry
 EUT : BCM dual band 2*2 WIFI M/N:50-0102-BC-22
 Power rating : AC 120V/60Hz
 Test Mode : 11nHT40 5190MHz TX Mode
 M/N :

No.	Freq. (MHz)	Ant. Factor (dB/m)	Cable Loss (dB)	AMP factor (dB)	Reading (dBuV)	Emission Level (dBuV/m)	Limits (dBuV/m)	Margin (dB)	Remark
1	5147.51	33.95	15.12	34.63	53.00	67.44	74.00	6.56	Peak
2	5150.00	33.95	15.12	34.63	51.74	66.18	74.00	7.82	Peak
3	5183.28	33.85	15.19	34.64	85.29	99.69			Peak

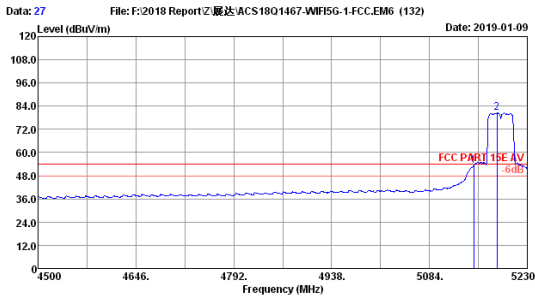
Remarks: 1. Emission Level= Antenna Factor + Cable Loss + Reading - Amp Factor
 2. The emission levels that are 20dB below the official limit are not reported.



Site no. : 3m Chamber Data no. : 26
 Dis. / Ant. : 3m 2018 MCTD1209-3006 Ant. pol. : HORIZONTAL
 Limit : FCC 15E PK U-NII-1 Pre :
 Env. / Ins. : 23.4°C/52.9% Engineer : Garry
 EUT : BCM dual band 2*2 WIFI M/N:50-0102-BC-22
 Power rating : AC 120V/60Hz
 Test Mode : 11nHT40 5190MHz TX Mode
 M/N :

No.	Freq. (MHz)	Ant. Factor (dB/m)	Cable Loss (dB)	AMP factor (dB)	Reading (dBuV)	Emission Level (dBuV/m)	Limits (dBuV/m)	Margin (dB)	Remark
1	5150.00	33.95	15.12	34.63	52.84	67.28	74.00	6.72	Peak
2	5175.98	33.85	15.19	34.64	88.08	102.48			Peak

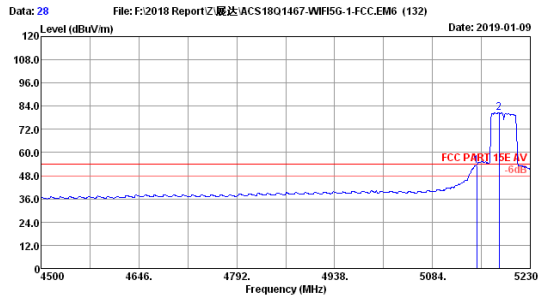
Remarks: 1. Emission Level= Antenna Factor + Cable Loss + Reading - Amp Factor
 2. The emission levels that are 20dB below the official limit are not reported.



Site no. : 3m Chamber Data no. : 27
 Dis. / Ant. : 3m 2018 MCTD1209-3006 Ant. pol. : HORIZONTAL
 Limit : FCC PART 15E AV Pre :
 Env. / Ins. : 23.4°C/52.9% Engineer : Garry
 EUT : BCM dual band 2*2 WIFI M/N:50-0102-BC-22
 Power rating : AC 120V/60Hz
 Test Mode : 11nHT40 5190MHz TX Mode
 M/N :

No.	Freq. (MHz)	Ant. Factor (dB/m)	Cable Loss (dB)	AMP factor (dB)	Reading (dBuV)	Emission Level (dBuV/m)	Limits (dBuV/m)	Margin (dB)	Remark
1	5150.00	33.95	15.12	34.63	38.51	52.95	54.00	1.05	Average
2	5184.74	33.85	15.19	34.64	66.09	80.49	54.00	-26.49	Average

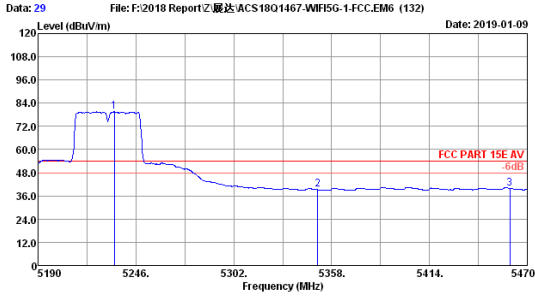
Remarks: 1. Emission Level= Antenna Factor + Cable Loss + Reading - Amp Factor
 2. The emission levels that are 20dB below the official limit are not reported.



Site no. : 3m Chamber Data no. : 28
 Dis. / Ant. : 3m 2018 MCTD1209-3006 Ant. pol. : VERTICAL
 Limit : FCC PART 15E AV Pre :
 Env. / Ins. : 23.4°C/52.9% Engineer : Garry
 EUT : BCM dual band 2*2 WIFI M/N:50-0102-BC-22
 Power rating : AC 120V/60Hz
 Test Mode : 11nHT40 5190MHz TX Mode
 M/N :

No.	Freq. (MHz)	Ant. Factor (dB/m)	Cable Loss (dB)	AMP factor (dB)	Reading (dBuV)	Emission Level (dBuV/m)	Limits (dBuV/m)	Margin (dB)	Remark
1	5150.00	33.95	15.12	34.63	38.76	53.20	54.00	0.80	Average
2	5183.28	33.85	15.19	34.64	66.21	80.61	54.00	-26.61	Average

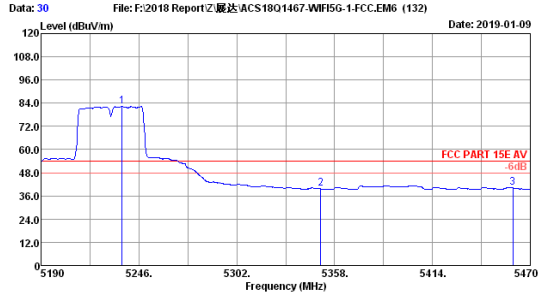
Remarks: 1. Emission Level= Antenna Factor + Cable Loss + Reading - Amp Factor
 2. The emission levels that are 20dB below the official limit are not reported.



Site no. : 3m Chamber Data no. : 29
 Dis. / Ant. : 3m 2018 MCTD1209-3006 Ant. pol. : VERTICAL
 Limit : FCC PART 15E AV Pre :
 Env. / Ins. : 23.4°C/52.9% Engineer : Garry
 EUT : BCM dual band 2*2 WIFI M/N:50-0102-BC-22
 Power rating : AC 120V/60Hz
 Test Mode : 11nHT40 5230MHz Tx Mode
 M/N :

No.	Freq. (MHz)	Ant. Factor (dB/m)	Cable Loss (dB)	AMP factor (dB)	Reading (dBuV)	Emission Level (dBuV/m)	Limits (dBuV/m)	Margin (dB)	Remark
1	5233.68	33.70	15.30	34.65	65.21	79.56	54.00	-25.56	Average
2	5350.00	33.35	15.55	34.67	24.98	39.21	54.00	14.79	Average
3	5460.00	33.05	15.76	34.69	25.85	39.97	54.00	14.03	Average

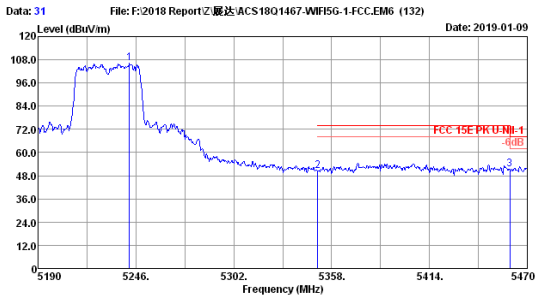
Remarks: 1. Emission Level= Antenna Factor + Cable Loss + Reading - Amp Factor
 2. The emission levels that are 20dB below the official limit are not reported.



Site no. : 3m Chamber Data no. : 30
 Dis. / Ant. : 3m 2018 MCTD1209-3006 Ant. pol. : HORIZONTAL
 Limit : FCC PART 15E AV Pre :
 Env. / Ins. : 23.4°C/52.9% Engineer : Garry
 EUT : BCM dual band 2*2 WIFI M/N:50-0102-BC-22
 Power rating : AC 120V/60Hz
 Test Mode : 11nHT40 5230MHz Tx Mode
 M/N :

No.	Freq. (MHz)	Ant. Factor (dB/m)	Cable Loss (dB)	AMP factor (dB)	Reading (dBuV)	Emission Level (dBuV/m)	Limits (dBuV/m)	Margin (dB)	Remark
1	5236.48	33.70	15.30	34.65	67.94	82.29	54.00	-28.29	Average
2	5350.00	33.35	15.55	34.67	25.43	39.66	54.00	14.34	Average
3	5460.00	33.05	15.76	34.69	26.03	40.15	54.00	13.85	Average

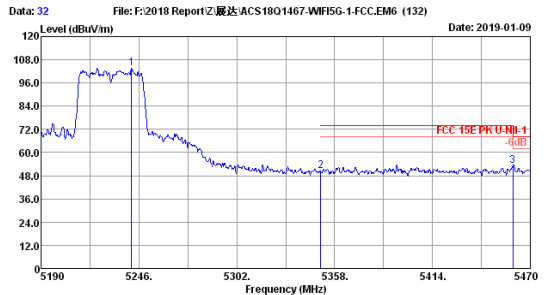
Remarks: 1. Emission Level= Antenna Factor + Cable Loss + Reading - Amp Factor
 2. The emission levels that are 20dB below the official limit are not reported.



Site no. : 3m Chamber Data no. : 31
 Dis. / Ant. : 3m 2018 MCTD1209-3006 Ant. pol. : HORIZONTAL
 Limit : FCC 15E PK U-NII-1 Pre :
 Env. / Ins. : 23.4°C/52.9% Engineer : Garry
 EUT : BCM dual band 2*2 WIFI M/N:50-0102-BC-22
 Power rating : AC 120V/60Hz
 Test Mode : 11nHT40 5230MHz Tx Mode
 M/N :

No.	Freq. (MHz)	Ant. Factor (dB/m)	Cable Loss (dB)	AMP factor (dB)	Reading (dBuV)	Emission Level (dBuV/m)	Limits (dBuV/m)	Margin (dB)	Remark
1	5242.36	33.65	15.33	34.65	91.78	106.11	-----	-----	Peak
2	5350.00	33.35	15.55	34.67	36.35	50.58	74.00	23.42	Peak
3	5460.00	33.05	15.76	34.69	37.34	51.46	68.20	16.74	Peak

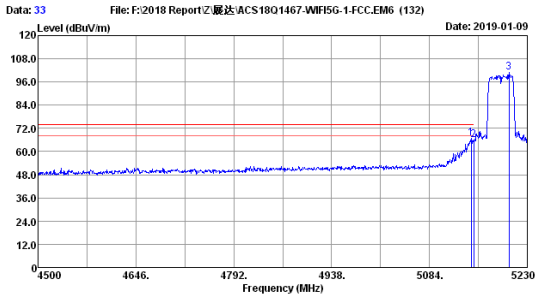
Remarks: 1. Emission Level= Antenna Factor + Cable Loss + Reading - Amp Factor
 2. The emission levels that are 20dB below the official limit are not reported.



Site no. : 3m Chamber Data no. : 32
 Dis. / Ant. : 3m 2018 MCTD1209-3006 Ant. pol. : VERTICAL
 Limit : FCC 15E PK U-NII-1 Pre :
 Env. / Ins. : 23.4°C/52.9% Engineer : Garry
 EUT : BCM dual band 2*2 WIFI M/N:50-0102-BC-22
 Power rating : AC 120V/60Hz
 Test Mode : 11nHT40 5230MHz Tx Mode
 M/N :

No.	Freq. (MHz)	Ant. Factor (dB/m)	Cable Loss (dB)	AMP factor (dB)	Reading (dBuV)	Emission Level (dBuV/m)	Limits (dBuV/m)	Margin (dB)	Remark
1	5241.80	33.65	15.33	34.65	89.16	103.49	-----	-----	Peak
2	5350.00	33.35	15.55	34.67	36.38	50.61	74.00	23.39	Peak
3	5460.00	33.05	15.76	34.69	39.18	53.30	68.20	14.90	Peak

Remarks: 1. Emission Level= Antenna Factor + Cable Loss + Reading - Amp Factor
 2. The emission levels that are 20dB below the official limit are not reported.

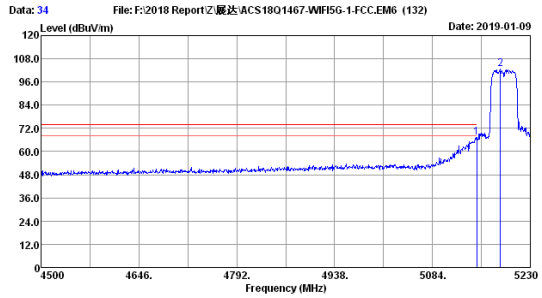


File: F:\2018 Report\Z-展达\ACS1801467-WIFI5G-1-FCC-EM6 (132) Date: 2019-01-09

Site no. : 3m Chamber Data no. : 33
 Dis. / Ant. : 3m 2018 MCTD1209-3006 Ant. pol. : VERTICAL
 Limit : FCC 15E PK U-NII-1 Pre :
 Env. / Ins. : 23.4°C/52.9% Engineer : Garry
 EUT : BCM dual band 2*2 WIFI M/N:50-0102-BC-22
 Power rating : AC 120V/60Hz
 Test Mode : 11acHT40 5190MHz Tx Mode
 M/N :

No.	Freq. (MHz)	Ant. Factor (dB/m)	Cable Loss (dB)	AMP factor (dB)	Reading (dBuV)	Emission Level (dBuV/m)	Limits (dBuV/m)	Margin (dB)	Remark
1	5146.05	33.95	15.12	34.63	52.60	67.04	74.00	6.96	Peak
2	5150.00	33.95	15.12	34.63	51.46	65.90	74.00	8.10	Peak
3	5202.99	33.80	15.23	34.64	86.67	101.06			Peak

Remarks: 1. Emission Level= Antenna Factor + Cable Loss + Reading - Amp Factor
 2. The emission levels that are 20dB below the official limit are not reported.

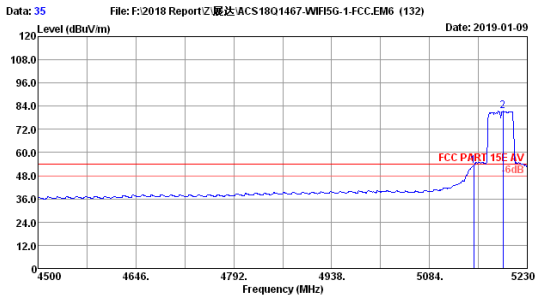


File: F:\2018 Report\Z-展达\ACS1801467-WIFI5G-1-FCC-EM6 (132) Date: 2019-01-09

Site no. : 3m Chamber Data no. : 34
 Dis. / Ant. : 3m 2018 MCTD1209-3006 Ant. pol. : HORIZONTAL
 Limit : FCC 15E PK U-NII-1 Pre :
 Env. / Ins. : 23.4°C/52.9% Engineer : Garry
 EUT : BCM dual band 2*2 WIFI M/N:50-0102-BC-22
 Power rating : AC 120V/60Hz
 Test Mode : 11acHT40 5190MHz Tx Mode
 M/N :

No.	Freq. (MHz)	Ant. Factor (dB/m)	Cable Loss (dB)	AMP factor (dB)	Reading (dBuV)	Emission Level (dBuV/m)	Limits (dBuV/m)	Margin (dB)	Remark
1	5150.00	33.95	15.12	34.63	53.01	67.45	74.00	6.55	Peak
2	5185.47	33.85	15.19	34.64	88.36	102.76			Peak

Remarks: 1. Emission Level= Antenna Factor + Cable Loss + Reading - Amp Factor
 2. The emission levels that are 20dB below the official limit are not reported.

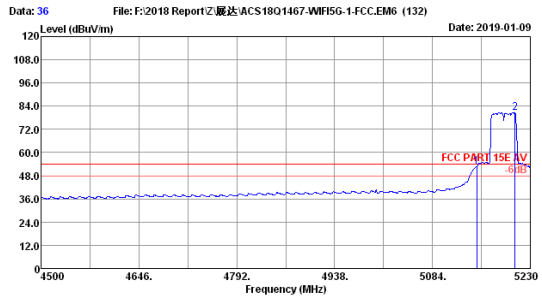


File: F:\2018 Report\Z-展达\ACS1801467-WIFI5G-1-FCC-EM6 (132) Date: 2019-01-09

Site no. : 3m Chamber Data no. : 35
 Dis. / Ant. : 3m 2018 MCTD1209-3006 Ant. pol. : HORIZONTAL
 Limit : FCC PART 15E AV Pre :
 Env. / Ins. : 23.4°C/52.9% Engineer : Garry
 EUT : BCM dual band 2*2 WIFI M/N:50-0102-BC-22
 Power rating : AC 120V/60Hz
 Test Mode : 11acHT40 5190MHz Tx Mode
 M/N :

No.	Freq. (MHz)	Ant. Factor (dB/m)	Cable Loss (dB)	AMP factor (dB)	Reading (dBuV)	Emission Level (dBuV/m)	Limits (dBuV/m)	Margin (dB)	Remark
1	5150.00	33.95	15.12	34.63	38.54	52.98	54.00	1.02	Average
2	5193.50	33.80	15.23	34.64	67.14	81.53	54.00	-27.53	Average

Remarks: 1. Emission Level= Antenna Factor + Cable Loss + Reading - Amp Factor
 2. The emission levels that are 20dB below the official limit are not reported.

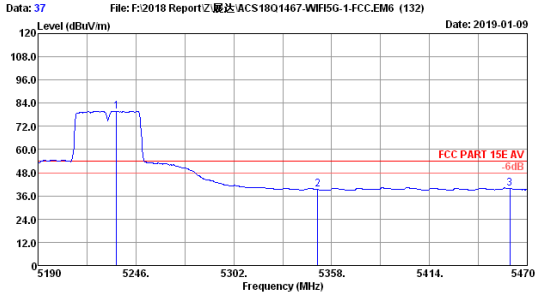


File: F:\2018 Report\Z-展达\ACS1801467-WIFI5G-1-FCC-EM6 (132) Date: 2019-01-09

Site no. : 3m Chamber Data no. : 36
 Dis. / Ant. : 3m 2018 MCTD1209-3006 Ant. pol. : VERTICAL
 Limit : FCC PART 15E AV Pre :
 Env. / Ins. : 23.4°C/52.9% Engineer : Garry
 EUT : BCM dual band 2*2 WIFI M/N:50-0102-BC-22
 Power rating : AC 120V/60Hz
 Test Mode : 11acHT40 5190MHz Tx Mode
 M/N :

No.	Freq. (MHz)	Ant. Factor (dB/m)	Cable Loss (dB)	AMP factor (dB)	Reading (dBuV)	Emission Level (dBuV/m)	Limits (dBuV/m)	Margin (dB)	Remark
1	5150.00	33.95	15.12	34.63	38.13	52.57	54.00	1.43	Average
2	5207.37	33.80	15.23	34.64	66.24	80.63	54.00	-26.63	Average

Remarks: 1. Emission Level= Antenna Factor + Cable Loss + Reading - Amp Factor
 2. The emission levels that are 20dB below the official limit are not reported.

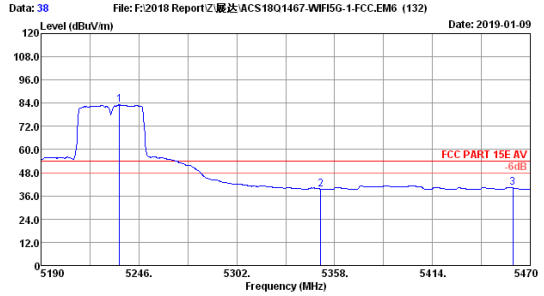


File: F:\2018 Report\Z\威达\ACS1801467-WIFI5G-1-FCC.EM6 (132) Date: 2019-01-09

Site no. : 3m Chamber Data no. : 37
 Dis. / Ant. : 3m 2018 MCTD1209-3006 Ant. pol. : VERTICAL
 Limit : FCC PART 15E AV Pre :
 Env. / Ins. : 23.4°C/52.9% Engineer : Garry
 EUT : BCM dual band 2*2 WIFI M/N:50-0102-BC-22
 Power rating : AC 120V/60Hz
 Test Mode : 11acHT40 5230MHz Tx Mode
 M/N :

No.	Freq. (MHz)	Ant. Factor (dB/m)	Cable Loss (dB)	AMP factor (dB)	Reading (dBuV)	Emission Level (dBuV/m)	Limits (dBuV/m)	Margin (dB)	Remark
1	5234.80	33.70	15.30	34.65	65.55	79.90	54.00	-25.90	Average
2	5350.00	33.35	15.55	34.67	25.07	39.30	54.00	14.70	Average
3	5460.00	33.05	15.76	34.69	25.78	39.90	54.00	14.10	Average

Remarks: 1. Emission Level= Antenna Factor + Cable Loss + Reading - Amp Factor
 2. The emission levels that are 20dB below the official limit are not reported.

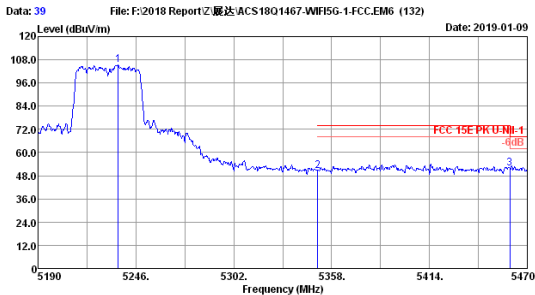


File: F:\2018 Report\Z\威达\ACS1801467-WIFI5G-1-FCC.EM6 (132) Date: 2019-01-09

Site no. : 3m Chamber Data no. : 38
 Dis. / Ant. : 3m 2018 MCTD1209-3006 Ant. pol. : HORIZONTAL
 Limit : FCC PART 15E AV Pre :
 Env. / Ins. : 23.4°C/52.9% Engineer : Garry
 EUT : BCM dual band 2*2 WIFI M/N:50-0102-BC-22
 Power rating : AC 120V/60Hz
 Test Mode : 11acHT40 5230MHz Tx Mode
 M/N :

No.	Freq. (MHz)	Ant. Factor (dB/m)	Cable Loss (dB)	AMP factor (dB)	Reading (dBuV)	Emission Level (dBuV/m)	Limits (dBuV/m)	Margin (dB)	Remark
1	5234.80	33.70	15.30	34.65	68.83	83.18	54.00	-29.18	Average
2	5350.00	33.35	15.55	34.67	25.38	39.61	54.00	14.39	Average
3	5460.00	33.05	15.76	34.69	25.97	40.09	54.00	13.91	Average

Remarks: 1. Emission Level= Antenna Factor + Cable Loss + Reading - Amp Factor
 2. The emission levels that are 20dB below the official limit are not reported.

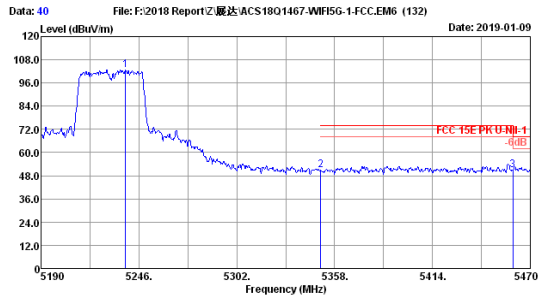


File: F:\2018 Report\Z\威达\ACS1801467-WIFI5G-1-FCC.EM6 (132) Date: 2019-01-09

Site no. : 3m Chamber Data no. : 39
 Dis. / Ant. : 3m 2018 MCTD1209-3006 Ant. pol. : HORIZONTAL
 Limit : FCC 15E PK U-NII-1 Pre :
 Env. / Ins. : 23.4°C/52.9% Engineer : Garry
 EUT : BCM dual band 2*2 WIFI M/N:50-0102-BC-22
 Power rating : AC 120V/60Hz
 Test Mode : 11acHT40 5230MHz Tx Mode
 M/N :

No.	Freq. (MHz)	Ant. Factor (dB/m)	Cable Loss (dB)	AMP factor (dB)	Reading (dBuV)	Emission Level (dBuV/m)	Limits (dBuV/m)	Margin (dB)	Remark
1	5235.92	33.70	15.30	34.65	91.10	105.45	-----	-----	Peak
2	5350.00	33.35	15.55	34.67	36.21	50.44	74.00	23.56	Peak
3	5460.00	33.05	15.76	34.69	37.55	51.67	68.20	16.53	Peak

Remarks: 1. Emission Level= Antenna Factor + Cable Loss + Reading - Amp Factor
 2. The emission levels that are 20dB below the official limit are not reported.

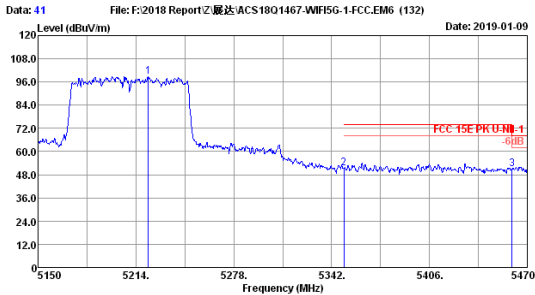


File: F:\2018 Report\Z\威达\ACS1801467-WIFI5G-1-FCC.EM6 (132) Date: 2019-01-09

Site no. : 3m Chamber Data no. : 40
 Dis. / Ant. : 3m 2018 MCTD1209-3006 Ant. pol. : VERTICAL
 Limit : FCC 15E PK U-NII-1 Pre :
 Env. / Ins. : 23.4°C/52.9% Engineer : Garry
 EUT : BCM dual band 2*2 WIFI M/N:50-0102-BC-22
 Power rating : AC 120V/60Hz
 Test Mode : 11acHT40 5230MHz Tx Mode
 M/N :

No.	Freq. (MHz)	Ant. Factor (dB/m)	Cable Loss (dB)	AMP factor (dB)	Reading (dBuV)	Emission Level (dBuV/m)	Limits (dBuV/m)	Margin (dB)	Remark
1	5238.44	33.70	15.30	34.65	88.23	102.58	-----	-----	Peak
2	5350.00	33.35	15.55	34.67	36.72	50.95	74.00	23.05	Peak
3	5460.00	33.05	15.76	34.69	36.99	51.11	68.20	17.09	Peak

Remarks: 1. Emission Level= Antenna Factor + Cable Loss + Reading - Amp Factor
 2. The emission levels that are 20dB below the official limit are not reported.

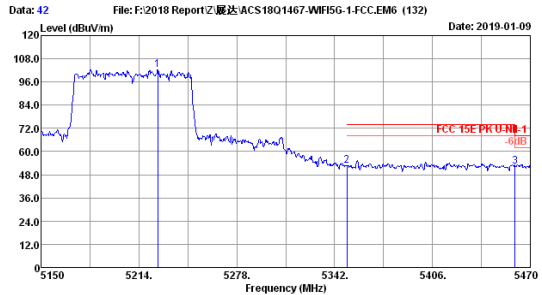


File: F:\2018 Report\Z-展达\ACS1801467-WIFI5G-1-FCC-EM6 (132) Date: 2019-01-09

Site no. : 3m Chamber Data no. : 41
 Dis. / Ant. : 3m 2018 MCTD1209-3006 Ant. pol. : VERTICAL
 Limit : FCC 15E PK U-NII-1 Pre :
 Env. / Ins. : 23.4°C/52.9% Engineer : Garry
 EUT : BCM dual band 2*2 WIFI M/N:50-0102-BC-22
 Power rating : AC 120V/60Hz
 Test Mode : 11acHT80 5210MHz Tx Mode
 M/N :

No.	Freq. (MHz)	Ant. Factor (dB/m)	Cable Loss (dB)	AMP factor (dB)	Reading (dBuV)	Emission Level (dBuV/m)	Limits (dBuV/m)	Margin (dB)	Remark
1	5222.00	33.75	15.26	34.65	84.35	98.71	-----	-----	Peak
2	5350.00	33.35	15.55	34.67	37.19	51.42	74.00	22.58	Peak
3	5460.00	33.05	15.76	34.69	36.80	50.92	68.20	17.28	Peak

Remarks: 1. Emission Level= Antenna Factor + Cable Loss + Reading - Amp Factor
 2. The emission levels that are 20dB below the official limit are not reported.

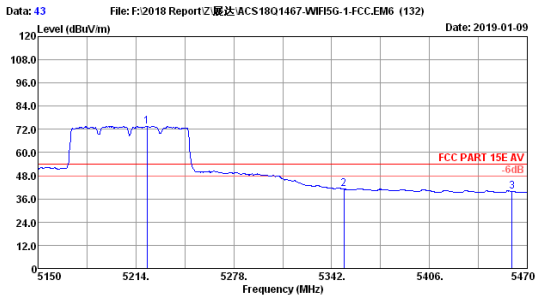


File: F:\2018 Report\Z-展达\ACS1801467-WIFI5G-1-FCC-EM6 (132) Date: 2019-01-09

Site no. : 3m Chamber Data no. : 42
 Dis. / Ant. : 3m 2018 MCTD1209-3006 Ant. pol. : HORIZONTAL
 Limit : FCC 15E PK U-NII-1 Pre :
 Env. / Ins. : 23.4°C/52.9% Engineer : Garry
 EUT : BCM dual band 2*2 WIFI M/N:50-0102-BC-22
 Power rating : AC 120V/60Hz
 Test Mode : 11acHT80 5210MHz Tx Mode
 M/N :

No.	Freq. (MHz)	Ant. Factor (dB/m)	Cable Loss (dB)	AMP factor (dB)	Reading (dBuV)	Emission Level (dBuV/m)	Limits (dBuV/m)	Margin (dB)	Remark
1	5226.48	33.70	15.30	34.65	87.99	102.34	-----	-----	Peak
2	5350.00	33.35	15.55	34.67	38.41	52.64	74.00	21.36	Peak
3	5460.00	33.05	15.76	34.69	38.30	52.42	68.20	15.78	Peak

Remarks: 1. Emission Level= Antenna Factor + Cable Loss + Reading - Amp Factor
 2. The emission levels that are 20dB below the official limit are not reported.

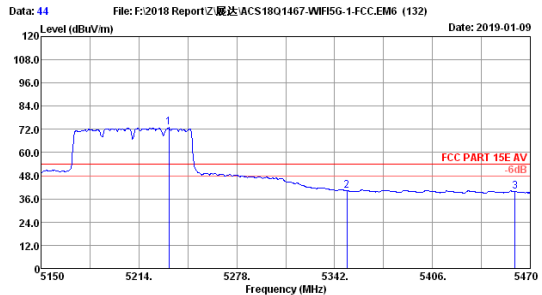


File: F:\2018 Report\Z-展达\ACS1801467-WIFI5G-1-FCC-EM6 (132) Date: 2019-01-09

Site no. : 3m Chamber Data no. : 43
 Dis. / Ant. : 3m 2018 MCTD1209-3006 Ant. pol. : HORIZONTAL
 Limit : FCC PART 15E AV Pre :
 Env. / Ins. : 23.4°C/52.9% Engineer : Garry
 EUT : BCM dual band 2*2 WIFI M/N:50-0102-BC-22
 Power rating : AC 120V/60Hz
 Test Mode : 11acHT80 5210MHz Tx Mode
 M/N :

No.	Freq. (MHz)	Ant. Factor (dB/m)	Cable Loss (dB)	AMP factor (dB)	Reading (dBuV)	Emission Level (dBuV/m)	Limits (dBuV/m)	Margin (dB)	Remark
1	5221.36	33.75	15.26	34.65	59.36	73.72	54.00	-19.72	Average
2	5350.00	33.35	15.55	34.67	26.87	41.10	54.00	12.90	Average
3	5460.00	33.05	15.76	34.69	25.81	39.93	54.00	14.07	Average

Remarks: 1. Emission Level= Antenna Factor + Cable Loss + Reading - Amp Factor
 2. The emission levels that are 20dB below the official limit are not reported.

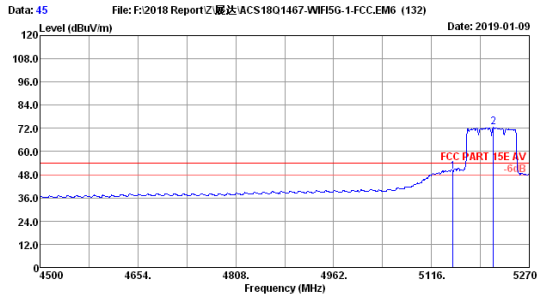


File: F:\2018 Report\Z-展达\ACS1801467-WIFI5G-1-FCC-EM6 (132) Date: 2019-01-09

Site no. : 3m Chamber Data no. : 44
 Dis. / Ant. : 3m 2018 MCTD1209-3006 Ant. pol. : VERTICAL
 Limit : FCC PART 15E AV Pre :
 Env. / Ins. : 23.4°C/52.9% Engineer : Garry
 EUT : BCM dual band 2*2 WIFI M/N:50-0102-BC-22
 Power rating : AC 120V/60Hz
 Test Mode : 11acHT80 5210MHz Tx Mode
 M/N :

No.	Freq. (MHz)	Ant. Factor (dB/m)	Cable Loss (dB)	AMP factor (dB)	Reading (dBuV)	Emission Level (dBuV/m)	Limits (dBuV/m)	Margin (dB)	Remark
1	5233.52	33.70	15.30	34.65	58.52	72.87	54.00	-18.87	Average
2	5350.00	33.35	15.55	34.67	25.95	40.18	54.00	13.82	Average
3	5460.00	33.05	15.76	34.69	25.69	39.81	54.00	14.19	Average

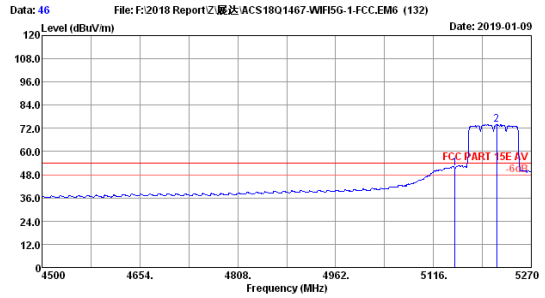
Remarks: 1. Emission Level= Antenna Factor + Cable Loss + Reading - Amp Factor
 2. The emission levels that are 20dB below the official limit are not reported.



Site no. : 3m Chamber Data no. : 45
 Dis. / Ant. : 3m 2018 MCTD1209-3006 Ant. pol. : VERTICAL
 Limit : FCC PART 15E AV Pre :
 Env. / Ins. : 23.4°C/52.9% Engineer : Garry
 EUT : BCM dual band 2*2 WIFI M/N:50-0102-BC-22
 Power rating : AC 120V/60Hz
 Test Mode : 11acHT80 5210MHz Tx Mode
 M/N :

No.	Freq. (MHz)	Ant. Factor (dB/m)	Cable Loss (dB)	AMP factor (dB)	Reading (dBuV)	Emission Level (dBuV/m)	Limits (dBuV/m)	Margin (dB)	Remark
1	5150.00	33.95	15.12	34.63	35.25	49.69	54.00	4.31	Average
2	5213.79	33.75	15.26	34.64	58.12	72.49	54.00	-18.49	Average

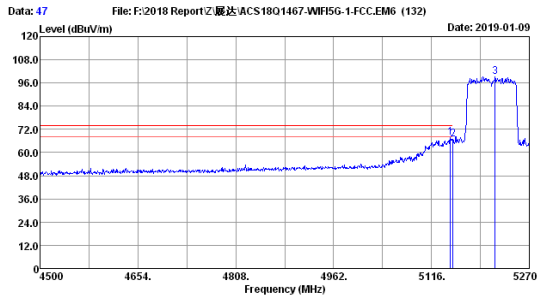
Remarks: 1. Emission Level= Antenna Factor + Cable Loss + Reading - Amp Factor
 2. The emission levels that are 20dB below the official limit are not reported.



Site no. : 3m Chamber Data no. : 46
 Dis. / Ant. : 3m 2018 MCTD1209-3006 Ant. pol. : HORIZONTAL
 Limit : FCC PART 15E AV Pre :
 Env. / Ins. : 23.4°C/52.9% Engineer : Garry
 EUT : BCM dual band 2*2 WIFI M/N:50-0102-BC-22
 Power rating : AC 120V/60Hz
 Test Mode : 11acHT80 5210MHz Tx Mode
 M/N :

No.	Freq. (MHz)	Ant. Factor (dB/m)	Cable Loss (dB)	AMP factor (dB)	Reading (dBuV)	Emission Level (dBuV/m)	Limits (dBuV/m)	Margin (dB)	Remark
1	5149.88	33.95	15.12	34.63	36.92	51.36	54.00	2.64	Average
2	5215.33	33.75	15.26	34.64	59.77	74.14	54.00	-20.14	Average

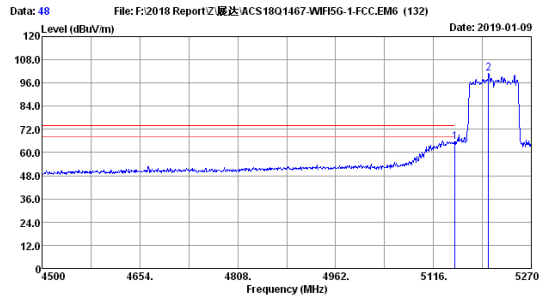
Remarks: 1. Emission Level= Antenna Factor + Cable Loss + Reading - Amp Factor
 2. The emission levels that are 20dB below the official limit are not reported.



Site no. : 3m Chamber Data no. : 47
 Dis. / Ant. : 3m 2018 MCTD1209-3006 Ant. pol. : HORIZONTAL
 Limit : FCC 15E PK U-NII-1 Pre :
 Env. / Ins. : 23.4°C/52.9% Engineer : Garry
 EUT : BCM dual band 2*2 WIFI M/N:50-0102-BC-22
 Power rating : AC 120V/60Hz
 Test Mode : 11acHT80 5210MHz Tx Mode
 M/N :

No.	Freq. (MHz)	Ant. Factor (dB/m)	Cable Loss (dB)	AMP factor (dB)	Reading (dBuV)	Emission Level (dBuV/m)	Limits (dBuV/m)	Margin (dB)	Remark
1	5146.03	33.95	15.12	34.63	53.27	67.71	74.00	6.29	Peak
2	5150.00	33.95	15.12	34.63	52.52	66.96	74.00	7.04	Peak
3	5216.10	33.75	15.26	34.64	84.70	99.07	-----	-----	Peak

Remarks: 1. Emission Level= Antenna Factor + Cable Loss + Reading - Amp Factor
 2. The emission levels that are 20dB below the official limit are not reported.

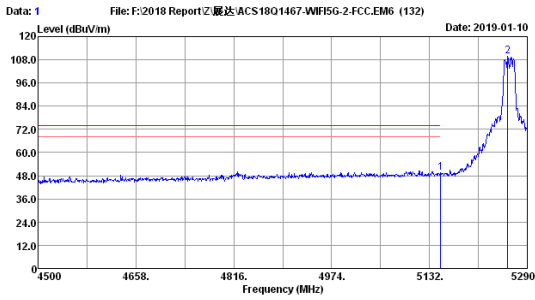


Site no. : 3m Chamber Data no. : 48
 Dis. / Ant. : 3m 2018 MCTD1209-3006 Ant. pol. : VERTICAL
 Limit : FCC 15E PK U-NII-1 Pre :
 Env. / Ins. : 23.4°C/52.9% Engineer : Garry
 EUT : BCM dual band 2*2 WIFI M/N:50-0102-BC-22
 Power rating : AC 120V/60Hz
 Test Mode : 11acHT80 5210MHz Tx Mode
 M/N :

No.	Freq. (MHz)	Ant. Factor (dB/m)	Cable Loss (dB)	AMP factor (dB)	Reading (dBuV)	Emission Level (dBuV/m)	Limits (dBuV/m)	Margin (dB)	Remark
1	5150.00	33.95	15.12	34.63	51.09	65.53	74.00	8.47	Peak
2	5203.01	33.80	15.23	34.64	86.47	100.86	-----	-----	Peak

Remarks: 1. Emission Level= Antenna Factor + Cable Loss + Reading - Amp Factor
 2. The emission levels that are 20dB below the official limit are not reported.

5260-5320MHz Band:

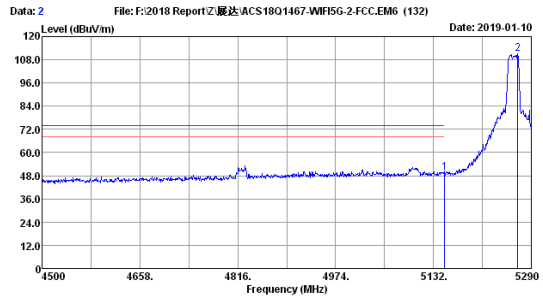


File: F:\2018 Report\Z-展达\ACS1801467-WIFI5G-2-FCC.EM6 (132) Date: 2019-01-10

Site no. : 3m Chamber Data no. : 1
 Dis. / Ant. : 3m 2018 MCTD1209-3006 Ant. pol. : VERTICAL
 Limit : FCC 15E PK U-NII-2A Pre :
 Env. / Ins. : 23.4°C/52.9% Engineer : Garry
 EUT : BCM dual band 2*2 WIFI M/N:50-0102-BC-22
 Power rating : AC 120V/60Hz
 Test Mode : 11a 5260MHz Tx Mode
 M/N :

No.	Freq. (MHz)	Ant. Factor (dB/m)	Cable Loss (dB)	AMP factor (dB)	Reading (dBuV)	Emission Level (dBuV/m)	Limits (dBuV/m)	Margin (dB)	Remark
1	5150.00	33.95	15.12	34.63	35.29	49.73	74.00	24.27	Peak
2	5258.40	33.65	15.33	34.65	95.29	109.62			Peak

Remarks: 1. Emission Level= Antenna Factor + Cable Loss + Reading - Amp Factor
 2. The emission levels that are 20dB below the official limit are not reported.

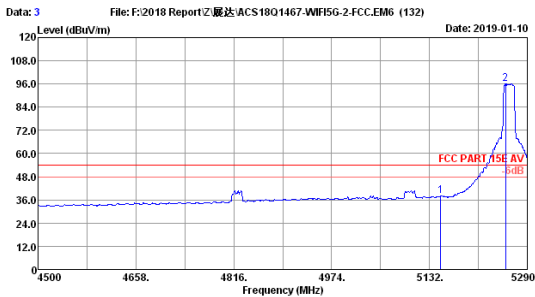


File: F:\2018 Report\Z-展达\ACS1801467-WIFI5G-2-FCC.EM6 (132) Date: 2019-01-10

Site no. : 3m Chamber Data no. : 2
 Dis. / Ant. : 3m 2018 MCTD1209-3006 Ant. pol. : HORIZONTAL
 Limit : FCC 15E PK U-NII-2A Pre :
 Env. / Ins. : 23.4°C/52.9% Engineer : Garry
 EUT : BCM dual band 2*2 WIFI M/N:50-0102-BC-22
 Power rating : AC 120V/60Hz
 Test Mode : 11a 5260MHz Tx Mode
 M/N :

No.	Freq. (MHz)	Ant. Factor (dB/m)	Cable Loss (dB)	AMP factor (dB)	Reading (dBuV)	Emission Level (dBuV/m)	Limits (dBuV/m)	Margin (dB)	Remark
1	5150.00	33.95	15.12	34.63	35.00	49.44	74.00	24.56	Peak
2	5267.88	33.60	15.37	34.65	96.69	111.01			Peak

Remarks: 1. Emission Level= Antenna Factor + Cable Loss + Reading - Amp Factor
 2. The emission levels that are 20dB below the official limit are not reported.

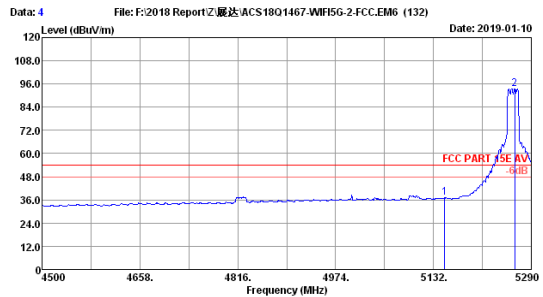


File: F:\2018 Report\Z-展达\ACS1801467-WIFI5G-2-FCC.EM6 (132) Date: 2019-01-10

Site no. : 3m Chamber Data no. : 3
 Dis. / Ant. : 3m 2018 MCTD1209-3006 Ant. pol. : HORIZONTAL
 Limit : FCC PART 15E AV Pre :
 Env. / Ins. : 23.4°C/52.9% Engineer : Garry
 EUT : BCM dual band 2*2 WIFI M/N:50-0102-BC-22
 Power rating : AC 120V/60Hz
 Test Mode : 11a 5260MHz Tx Mode
 M/N :

No.	Freq. (MHz)	Ant. Factor (dB/m)	Cable Loss (dB)	AMP factor (dB)	Reading (dBuV)	Emission Level (dBuV/m)	Limits (dBuV/m)	Margin (dB)	Remark
1	5150.17	33.95	15.12	34.63	23.52	37.96	54.00	16.04	Average
2	5255.24	33.65	15.33	34.65	81.96	96.29	54.00	-42.29	Average

Remarks: 1. Emission Level= Antenna Factor + Cable Loss + Reading - Amp Factor
 2. The emission levels that are 20dB below the official limit are not reported.

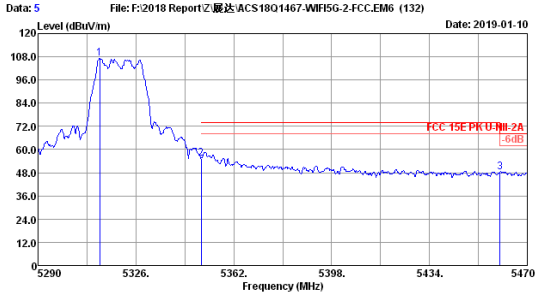


File: F:\2018 Report\Z-展达\ACS1801467-WIFI5G-2-FCC.EM6 (132) Date: 2019-01-10

Site no. : 3m Chamber Data no. : 4
 Dis. / Ant. : 3m 2018 MCTD1209-3006 Ant. pol. : VERTICAL
 Limit : FCC PART 15E AV Pre :
 Env. / Ins. : 23.4°C/52.9% Engineer : Garry
 EUT : BCM dual band 2*2 WIFI M/N:50-0102-BC-22
 Power rating : AC 120V/60Hz
 Test Mode : 11a 5260MHz Tx Mode
 M/N :

No.	Freq. (MHz)	Ant. Factor (dB/m)	Cable Loss (dB)	AMP factor (dB)	Reading (dBuV)	Emission Level (dBuV/m)	Limits (dBuV/m)	Margin (dB)	Remark
1	5150.00	33.95	15.12	34.63	22.54	36.98	54.00	17.02	Average
2	5263.14	33.60	15.37	34.65	79.33	93.65	54.00	-39.65	Average

Remarks: 1. Emission Level= Antenna Factor + Cable Loss + Reading - Amp Factor
 2. The emission levels that are 20dB below the official limit are not reported.

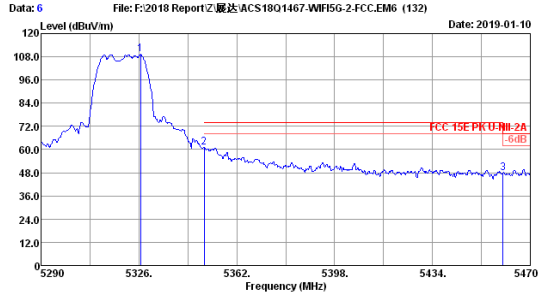


File: F:\2018 Report\Z-展达\ACS1801467-WIFI5G-2-FCC-EM6 (132) Date: 2019-01-10

Site no. : 3m Chamber Data no. : 5
 Dis. / Ant. : 3m 2018 MCTD1209-3006 Ant. pol. : VERTICAL
 Limit : FCC 15E PK U-NII-2A Pre :
 Env. / Ins. : 23.4°C/52.9% Engineer : Garry
 EUT : BCM dual band 2*2 WIFI M/N:50-0102-BC-22
 Power rating : AC 120V/60Hz
 Test Mode : 11a 5320MHz Tx Mode
 M/N :

No.	Freq. (MHz)	Ant. Factor (dB/m)	Cable Loss (dB)	AMP factor (dB)	Reading (dBuV)	Emission Level (dBuV/m)	Limits (dBuV/m)	Margin (dB)	Remark
1	5312.68	33.45	15.48	34.66	92.90	107.17	-----	-----	Peak
2	5350.00	33.35	15.55	34.67	41.09	55.32	74.00	18.68	Peak
3	5460.00	33.05	15.76	34.69	34.18	48.30	68.20	19.90	Peak

Remarks: 1. Emission Level= Antenna Factor + Cable Loss + Reading - Amp Factor
 2. The emission levels that are 20dB below the official limit are not reported.

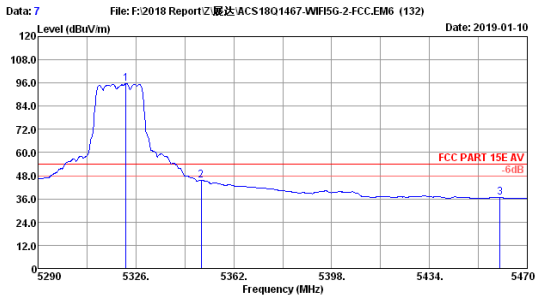


File: F:\2018 Report\Z-展达\ACS1801467-WIFI5G-2-FCC-EM6 (132) Date: 2019-01-10

Site no. : 3m Chamber Data no. : 6
 Dis. / Ant. : 3m 2018 MCTD1209-3006 Ant. pol. : HORIZONTAL
 Limit : FCC 15E PK U-NII-2A Pre :
 Env. / Ins. : 23.4°C/52.9% Engineer : Garry
 EUT : BCM dual band 2*2 WIFI M/N:50-0102-BC-22
 Power rating : AC 120V/60Hz
 Test Mode : 11a 5320MHz Tx Mode
 M/N :

No.	Freq. (MHz)	Ant. Factor (dB/m)	Cable Loss (dB)	AMP factor (dB)	Reading (dBuV)	Emission Level (dBuV/m)	Limits (dBuV/m)	Margin (dB)	Remark
1	5326.54	33.40	15.51	34.67	95.04	109.28	-----	-----	Peak
2	5350.00	33.35	15.55	34.67	46.88	61.11	74.00	12.89	Peak
3	5460.00	33.05	15.76	34.69	33.75	47.87	68.20	20.33	Peak

Remarks: 1. Emission Level= Antenna Factor + Cable Loss + Reading - Amp Factor
 2. The emission levels that are 20dB below the official limit are not reported.

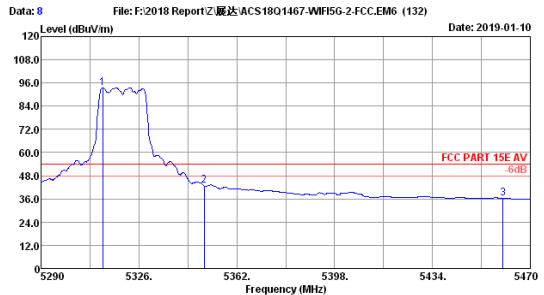


File: F:\2018 Report\Z-展达\ACS1801467-WIFI5G-2-FCC-EM6 (132) Date: 2019-01-10

Site no. : 3m Chamber Data no. : 7
 Dis. / Ant. : 3m 2018 MCTD1209-3006 Ant. pol. : HORIZONTAL
 Limit : FCC PART 15E AV Pre :
 Env. / Ins. : 23.4°C/52.9% Engineer : Garry
 EUT : BCM dual band 2*2 WIFI M/N:50-0102-BC-22
 Power rating : AC 120V/60Hz
 Test Mode : 11a 5320MHz Tx Mode
 M/N :

No.	Freq. (MHz)	Ant. Factor (dB/m)	Cable Loss (dB)	AMP factor (dB)	Reading (dBuV)	Emission Level (dBuV/m)	Limits (dBuV/m)	Margin (dB)	Remark
1	5322.40	33.45	15.48	34.67	81.40	95.66	54.00	-41.66	Average
2	5350.00	33.35	15.55	34.67	31.58	45.81	54.00	8.19	Average
3	5460.00	33.05	15.76	34.69	22.63	36.75	54.00	17.25	Average

Remarks: 1. Emission Level= Antenna Factor + Cable Loss + Reading - Amp Factor
 2. The emission levels that are 20dB below the official limit are not reported.

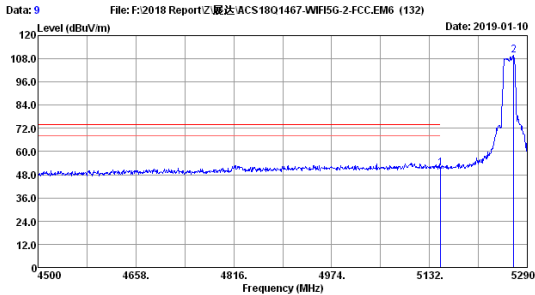


File: F:\2018 Report\Z-展达\ACS1801467-WIFI5G-2-FCC-EM6 (132) Date: 2019-01-10

Site no. : 3m Chamber Data no. : 8
 Dis. / Ant. : 3m 2018 MCTD1209-3006 Ant. pol. : VERTICAL
 Limit : FCC PART 15E AV Pre :
 Env. / Ins. : 23.4°C/52.9% Engineer : Garry
 EUT : BCM dual band 2*2 WIFI M/N:50-0102-BC-22
 Power rating : AC 120V/60Hz
 Test Mode : 11a 5320MHz Tx Mode
 M/N :

No.	Freq. (MHz)	Ant. Factor (dB/m)	Cable Loss (dB)	AMP factor (dB)	Reading (dBuV)	Emission Level (dBuV/m)	Limits (dBuV/m)	Margin (dB)	Remark
1	5312.68	33.45	15.48	34.66	79.37	93.64	54.00	-39.64	Average
2	5350.00	33.35	15.55	34.67	28.60	42.83	54.00	11.17	Average
3	5460.00	33.05	15.76	34.69	22.28	36.40	54.00	17.60	Average

Remarks: 1. Emission Level= Antenna Factor + Cable Loss + Reading - Amp Factor
 2. The emission levels that are 20dB below the official limit are not reported.

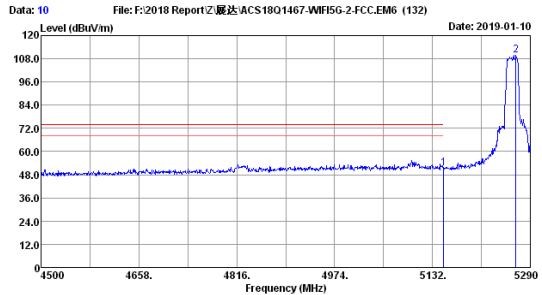


File: F:\2018 Report\Z-威达\ACS1801467-WIFI5G-2-FCC-EM6 (132) Date: 2019-01-10

Site no. : 3m Chamber Data no. : 9
 Dis. / Ant. : 3m 2018 MCTD1209-3006 Ant. pol. : VERTICAL
 Limit : FCC 15E PK U-NII-2A Pre :
 Env. / Ins. : 23.4°C/52.9% Engineer : Garry
 EUT : BCM dual band 2*2 WIFI M/N:50-0102-BC-22
 Power rating : AC 120V/60Hz
 Test Mode : 11nHT20 5260MHz Tx Mode
 M/N :

No.	Freq. (MHz)	Ant. Factor (dB/m)	Cable Loss (dB)	AMP factor (dB)	Reading (dBuV)	Emission Level (dBuV/m)	Limits (dBuV/m)	Margin (dB)	Remark
1	5150.00	33.95	15.12	34.63	36.73	51.17	74.00	22.83	Peak
2	5267.88	33.60	15.37	34.65	95.52	109.84			Peak

Remarks: 1. Emission Level= Antenna Factor + Cable Loss + Reading - Amp Factor
 2. The emission levels that are 20dB below the official limit are not reported.

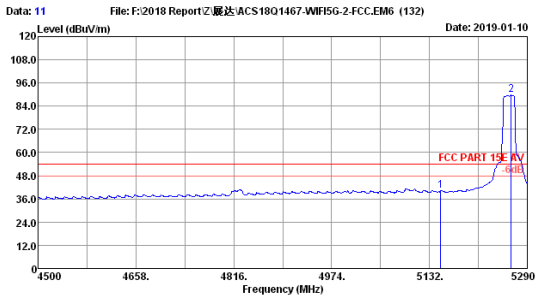


File: F:\2018 Report\Z-威达\ACS1801467-WIFI5G-2-FCC-EM6 (132) Date: 2019-01-10

Site no. : 3m Chamber Data no. : 10
 Dis. / Ant. : 3m 2018 MCTD1209-3006 Ant. pol. : HORIZONTAL
 Limit : FCC 15E PK U-NII-2A Pre :
 Env. / Ins. : 23.4°C/52.9% Engineer : Garry
 EUT : BCM dual band 2*2 WIFI M/N:50-0102-BC-22
 Power rating : AC 120V/60Hz
 Test Mode : 11nHT20 5260MHz Tx Mode
 M/N :

No.	Freq. (MHz)	Ant. Factor (dB/m)	Cable Loss (dB)	AMP factor (dB)	Reading (dBuV)	Emission Level (dBuV/m)	Limits (dBuV/m)	Margin (dB)	Remark
1	5150.00	33.95	15.12	34.63	36.80	51.24	74.00	22.76	Peak
2	5267.09	33.60	15.37	34.65	95.37	109.69			Peak

Remarks: 1. Emission Level= Antenna Factor + Cable Loss + Reading - Amp Factor
 2. The emission levels that are 20dB below the official limit are not reported.

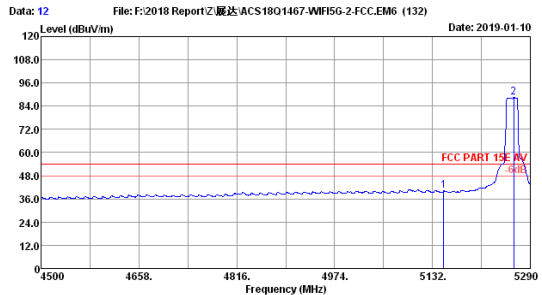


File: F:\2018 Report\Z-威达\ACS1801467-WIFI5G-2-FCC-EM6 (132) Date: 2019-01-10

Site no. : 3m Chamber Data no. : 11
 Dis. / Ant. : 3m 2018 MCTD1209-3006 Ant. pol. : HORIZONTAL
 Limit : FCC PART 15E AV Pre :
 Env. / Ins. : 23.4°C/52.9% Engineer : Garry
 EUT : BCM dual band 2*2 WIFI M/N:50-0102-BC-22
 Power rating : AC 120V/60Hz
 Test Mode : 11nHT20 5260MHz Tx Mode
 M/N :

No.	Freq. (MHz)	Ant. Factor (dB/m)	Cable Loss (dB)	AMP factor (dB)	Reading (dBuV)	Emission Level (dBuV/m)	Limits (dBuV/m)	Margin (dB)	Remark
1	5150.17	33.95	15.12	34.63	25.72	40.16	54.00	13.84	Average
2	5263.93	33.60	15.37	34.65	75.45	89.77	54.00	-35.77	Average

Remarks: 1. Emission Level= Antenna Factor + Cable Loss + Reading - Amp Factor
 2. The emission levels that are 20dB below the official limit are not reported.

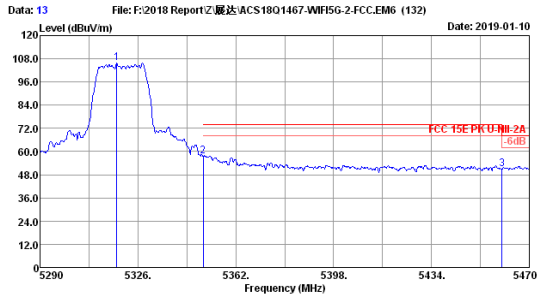


File: F:\2018 Report\Z-威达\ACS1801467-WIFI5G-2-FCC-EM6 (132) Date: 2019-01-10

Site no. : 3m Chamber Data no. : 12
 Dis. / Ant. : 3m 2018 MCTD1209-3006 Ant. pol. : VERTICAL
 Limit : FCC PART 15E AV Pre :
 Env. / Ins. : 23.4°C/52.9% Engineer : Garry
 EUT : BCM dual band 2*2 WIFI M/N:50-0102-BC-22
 Power rating : AC 120V/60Hz
 Test Mode : 11nHT20 5260MHz Tx Mode
 M/N :

No.	Freq. (MHz)	Ant. Factor (dB/m)	Cable Loss (dB)	AMP factor (dB)	Reading (dBuV)	Emission Level (dBuV/m)	Limits (dBuV/m)	Margin (dB)	Remark
1	5150.00	33.95	15.12	34.63	25.74	40.18	54.00	13.82	Average
2	5263.14	33.60	15.37	34.65	74.35	88.67	54.00	-34.67	Average

Remarks: 1. Emission Level= Antenna Factor + Cable Loss + Reading - Amp Factor
 2. The emission levels that are 20dB below the official limit are not reported.

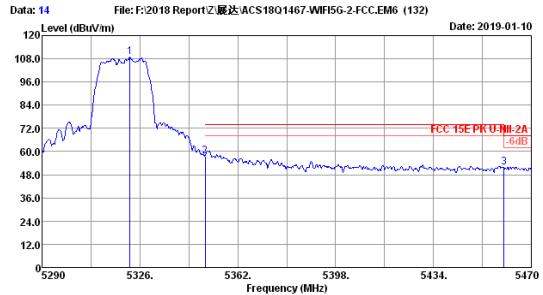


Data: 13 File: F:\2018 Report\Z-威达\ACS1801467-WIFI5G-2-FCC-EM6 (132) Date: 2019-01-10

Site no. : 3m Chamber Data no. : 13
 Dis. / Ant. : 3m 2018 MCTD1209-3006 Ant. pol. : VERTICAL
 Limit : FCC 15E PK U-NII-2A Pre :
 Env. / Ins. : 23.4°C/52.9% Engineer : Garry
 EUT : BCM dual band 2*2 WIFI M/N:50-0102-BC-22
 Power rating : AC 120V/60Hz
 Test Mode : 11nHT20 5320MHz Tx Mode
 M/N :

No.	Freq. (MHz)	Ant. Factor (dB/m)	Cable Loss (dB)	AMP factor (dB)	Reading (dBuV)	Emission Level (dBuV/m)	Limits (dBuV/m)	Margin (dB)	Remark
1	5318.26	33.45	15.48	34.66	91.59	105.86	74.00	16.34	Peak
2	5350.00	33.35	15.55	34.67	43.43	57.66	74.00	16.34	Peak
3	5460.00	33.05	15.76	34.69	36.73	50.85	68.20	17.35	Peak

Remarks: 1. Emission Level= Antenna Factor + Cable Loss + Reading - Amp Factor
 2. The emission levels that are 20dB below the official limit are not reported.

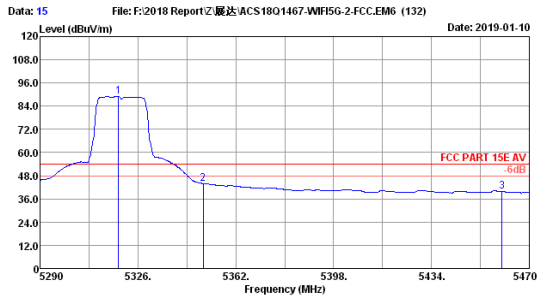


Data: 14 File: F:\2018 Report\Z-威达\ACS1801467-WIFI5G-2-FCC-EM6 (132) Date: 2019-01-10

Site no. : 3m Chamber Data no. : 14
 Dis. / Ant. : 3m 2018 MCTD1209-3006 Ant. pol. : HORIZONTAL
 Limit : FCC 15E PK U-NII-2A Pre :
 Env. / Ins. : 23.4°C/52.9% Engineer : Garry
 EUT : BCM dual band 2*2 WIFI M/N:50-0102-BC-22
 Power rating : AC 120V/60Hz
 Test Mode : 11nHT20 5320MHz Tx Mode
 M/N :

No.	Freq. (MHz)	Ant. Factor (dB/m)	Cable Loss (dB)	AMP factor (dB)	Reading (dBuV)	Emission Level (dBuV/m)	Limits (dBuV/m)	Margin (dB)	Remark
1	5322.40	33.45	15.48	34.67	94.47	108.73	74.00	16.47	Peak
2	5350.00	33.35	15.55	34.67	43.30	57.53	74.00	16.47	Peak
3	5460.00	33.05	15.76	34.69	37.76	51.86	68.20	16.32	Peak

Remarks: 1. Emission Level= Antenna Factor + Cable Loss + Reading - Amp Factor
 2. The emission levels that are 20dB below the official limit are not reported.

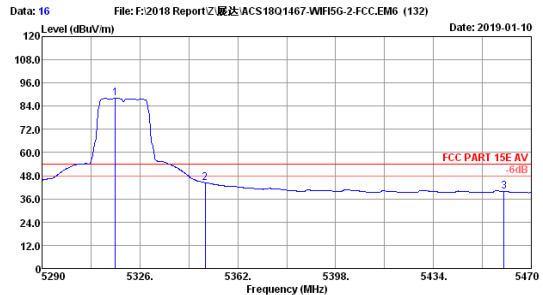


Data: 15 File: F:\2018 Report\Z-威达\ACS1801467-WIFI5G-2-FCC-EM6 (132) Date: 2019-01-10

Site no. : 3m Chamber Data no. : 15
 Dis. / Ant. : 3m 2018 MCTD1209-3006 Ant. pol. : HORIZONTAL
 Limit : FCC PART 15E AV Pre :
 Env. / Ins. : 23.4°C/52.9% Engineer : Garry
 EUT : BCM dual band 2*2 WIFI M/N:50-0102-BC-22
 Power rating : AC 120V/60Hz
 Test Mode : 11nHT20 5320MHz Tx Mode
 M/N :

No.	Freq. (MHz)	Ant. Factor (dB/m)	Cable Loss (dB)	AMP factor (dB)	Reading (dBuV)	Emission Level (dBuV/m)	Limits (dBuV/m)	Margin (dB)	Remark
1	5318.80	33.45	15.48	34.66	74.72	88.99	54.00	-34.99	Average
2	5350.00	33.35	15.55	34.67	29.70	43.93	54.00	10.07	Average
3	5460.00	33.05	15.76	34.69	25.70	39.82	54.00	14.18	Average

Remarks: 1. Emission Level= Antenna Factor + Cable Loss + Reading - Amp Factor
 2. The emission levels that are 20dB below the official limit are not reported.

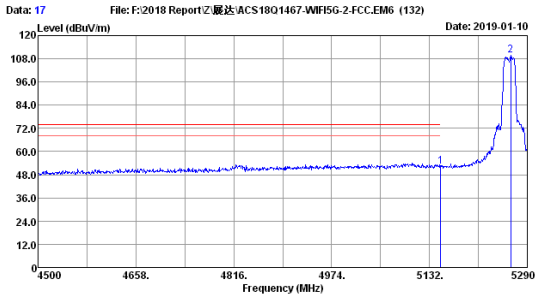


Data: 16 File: F:\2018 Report\Z-威达\ACS1801467-WIFI5G-2-FCC-EM6 (132) Date: 2019-01-10

Site no. : 3m Chamber Data no. : 16
 Dis. / Ant. : 3m 2018 MCTD1209-3006 Ant. pol. : VERTICAL
 Limit : FCC PART 15E AV Pre :
 Env. / Ins. : 23.4°C/52.9% Engineer : Garry
 EUT : BCM dual band 2*2 WIFI M/N:50-0102-BC-22
 Power rating : AC 120V/60Hz
 Test Mode : 11nHT20 5320MHz Tx Mode
 M/N :

No.	Freq. (MHz)	Ant. Factor (dB/m)	Cable Loss (dB)	AMP factor (dB)	Reading (dBuV)	Emission Level (dBuV/m)	Limits (dBuV/m)	Margin (dB)	Remark
1	5317.00	33.45	15.48	34.66	73.78	88.05	54.00	-34.05	Average
2	5350.00	33.35	15.55	34.67	30.15	44.38	54.00	9.62	Average
3	5460.00	33.05	15.76	34.69	25.76	39.88	54.00	14.12	Average

Remarks: 1. Emission Level= Antenna Factor + Cable Loss + Reading - Amp Factor
 2. The emission levels that are 20dB below the official limit are not reported.

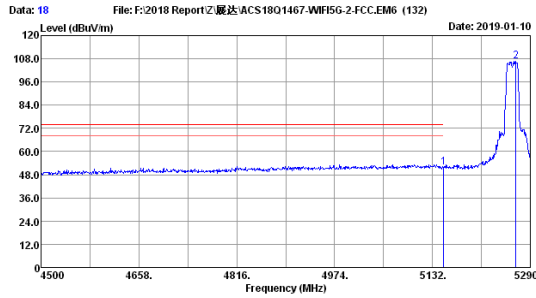


File: F:\2018 Report\Z-展达\ACS1801467-WIFI5G-2-FCC-EM6 (132) Date: 2019-01-10

Site no. : 3m Chamber Data no. : 17
 Dis. / Ant. : 3m 2018 MCTD1209-3006 Ant. pol. : HORIZONTAL
 Limit : FCC 15E PK U-NII-2A Pre :
 Env. / Ins. : 23.4°C/52.9% Engineer : Garry
 EUT : BCM dual band 2*2 WIFI M/N:50-0102-BC-22
 Power rating : AC 120V/60Hz
 Test Mode : 11acHT20 5260MHz TX Mode
 M/N :

No.	Freq. (MHz)	Ant. Factor (dB/m)	Cable Loss (dB)	AMP factor (dB)	Reading (dBuV)	Emission Level (dBuV/m)	Limits (dBuV/m)	Margin (dB)	Remark
1	5150.00	33.95	15.12	34.63	37.88	52.32	74.00	21.68	Peak
2	5263.14	33.60	15.37	34.65	95.59	109.91	-----	-----	Peak

Remarks: 1. Emission Level= Antenna Factor + Cable Loss + Reading - Amp Factor
 2. The emission levels that are 20dB below the official limit are not reported.

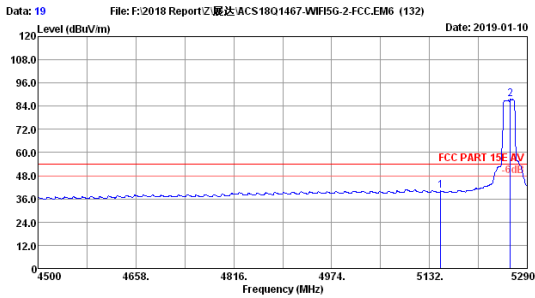


File: F:\2018 Report\Z-展达\ACS1801467-WIFI5G-2-FCC-EM6 (132) Date: 2019-01-10

Site no. : 3m Chamber Data no. : 18
 Dis. / Ant. : 3m 2018 MCTD1209-3006 Ant. pol. : VERTICAL
 Limit : FCC 15E PK U-NII-2A Pre :
 Env. / Ins. : 23.4°C/52.9% Engineer : Garry
 EUT : BCM dual band 2*2 WIFI M/N:50-0102-BC-22
 Power rating : AC 120V/60Hz
 Test Mode : 11acHT20 5260MHz TX Mode
 M/N :

No.	Freq. (MHz)	Ant. Factor (dB/m)	Cable Loss (dB)	AMP factor (dB)	Reading (dBuV)	Emission Level (dBuV/m)	Limits (dBuV/m)	Margin (dB)	Remark
1	5150.00	33.95	15.12	34.63	37.16	51.60	74.00	22.40	Peak
2	5267.09	33.60	15.37	34.65	92.45	106.77	-----	-----	Peak

Remarks: 1. Emission Level= Antenna Factor + Cable Loss + Reading - Amp Factor
 2. The emission levels that are 20dB below the official limit are not reported.

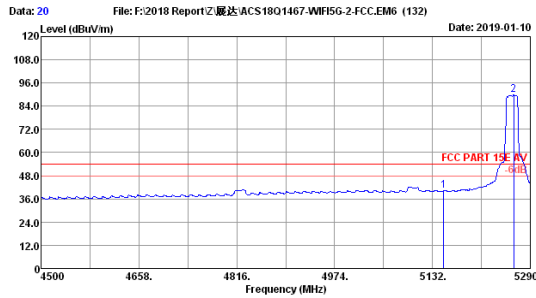


File: F:\2018 Report\Z-展达\ACS1801467-WIFI5G-2-FCC-EM6 (132) Date: 2019-01-10

Site no. : 3m Chamber Data no. : 19
 Dis. / Ant. : 3m 2018 MCTD1209-3006 Ant. pol. : VERTICAL
 Limit : FCC PART 15E AV Pre :
 Env. / Ins. : 23.4°C/52.9% Engineer : Garry
 EUT : BCM dual band 2*2 WIFI M/N:50-0102-BC-22
 Power rating : AC 120V/60Hz
 Test Mode : 11acHT20 5260MHz TX Mode
 M/N :

No.	Freq. (MHz)	Ant. Factor (dB/m)	Cable Loss (dB)	AMP factor (dB)	Reading (dBuV)	Emission Level (dBuV/m)	Limits (dBuV/m)	Margin (dB)	Remark
1	5150.00	33.95	15.12	34.63	25.65	40.09	54.00	13.91	Average
2	5262.35	33.60	15.37	34.65	73.36	87.68	54.00	-33.68	Average

Remarks: 1. Emission Level= Antenna Factor + Cable Loss + Reading - Amp Factor
 2. The emission levels that are 20dB below the official limit are not reported.

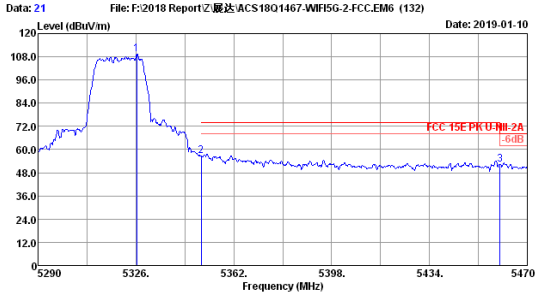


File: F:\2018 Report\Z-展达\ACS1801467-WIFI5G-2-FCC-EM6 (132) Date: 2019-01-10

Site no. : 3m Chamber Data no. : 20
 Dis. / Ant. : 3m 2018 MCTD1209-3006 Ant. pol. : HORIZONTAL
 Limit : FCC PART 15E AV Pre :
 Env. / Ins. : 23.4°C/52.9% Engineer : Garry
 EUT : BCM dual band 2*2 WIFI M/N:50-0102-BC-22
 Power rating : AC 120V/60Hz
 Test Mode : 11acHT20 5260MHz TX Mode
 M/N :

No.	Freq. (MHz)	Ant. Factor (dB/m)	Cable Loss (dB)	AMP factor (dB)	Reading (dBuV)	Emission Level (dBuV/m)	Limits (dBuV/m)	Margin (dB)	Remark
1	5150.00	33.95	15.12	34.63	25.99	40.43	54.00	13.57	Average
2	5263.14	33.60	15.37	34.65	75.59	89.91	54.00	-35.91	Average

Remarks: 1. Emission Level= Antenna Factor + Cable Loss + Reading - Amp Factor
 2. The emission levels that are 20dB below the official limit are not reported.

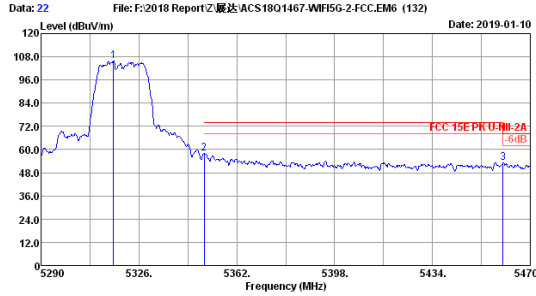


File: F:\2018 Report\Z-展达\ACS1801467-WIFI5G-2-FCC-EM6 (132) Date: 2019-01-10

Site no. : 3m Chamber Data no. : 21
 Dis. / Ant. : 3m 2018 MCTD1209-3006 Ant. pol. : HORIZONTAL
 Limit : FCC 15E PK U-NII-2A Pre :
 Env. / Ins. : 23.4°C/52.9% Engineer : Garry
 EUT : BCM dual band 2*2 WIFI M/N:50-0102-BC-22
 Power rating : AC 120V/60Hz
 Test Mode : 11acHT20 5320MHz Tx Mode
 M/N :

No.	Freq. (MHz)	Ant. Factor (dB/m)	Cable Loss (dB)	AMP factor (dB)	Reading (dBuV)	Emission Level (dBuV/m)	Limits (dBuV/m)	Margin (dB)	Remark
1	5326.36	33.45	15.48	34.67	95.07	109.33	-----	-----	Peak
2	5350.00	33.35	15.55	34.67	42.42	56.65	74.00	17.35	Peak
3	5460.00	33.05	15.76	34.69	38.25	52.37	68.20	15.83	Peak

Remarks: 1. Emission Level= Antenna Factor + Cable Loss + Reading - Amp Factor
 2. The emission levels that are 20dB below the official limit are not reported.

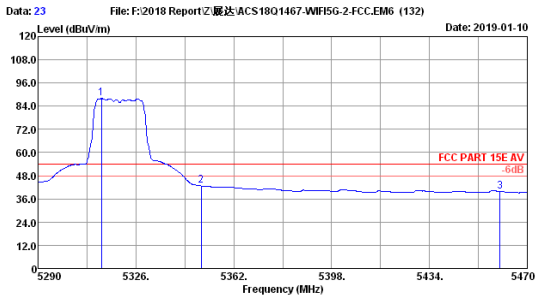


File: F:\2018 Report\Z-展达\ACS1801467-WIFI5G-2-FCC-EM6 (132) Date: 2019-01-10

Site no. : 3m Chamber Data no. : 22
 Dis. / Ant. : 3m 2018 MCTD1209-3006 Ant. pol. : VERTICAL
 Limit : FCC 15E PK U-NII-2A Pre :
 Env. / Ins. : 23.4°C/52.9% Engineer : Garry
 EUT : BCM dual band 2*2 WIFI M/N:50-0102-BC-22
 Power rating : AC 120V/60Hz
 Test Mode : 11acHT20 5320MHz Tx Mode
 M/N :

No.	Freq. (MHz)	Ant. Factor (dB/m)	Cable Loss (dB)	AMP factor (dB)	Reading (dBuV)	Emission Level (dBuV/m)	Limits (dBuV/m)	Margin (dB)	Remark
1	5316.64	33.45	15.48	34.66	91.67	105.94	-----	-----	Peak
2	5350.00	33.35	15.55	34.67	43.71	57.94	74.00	16.06	Peak
3	5460.00	33.05	15.76	34.69	39.11	53.23	68.20	14.97	Peak

Remarks: 1. Emission Level= Antenna Factor + Cable Loss + Reading - Amp Factor
 2. The emission levels that are 20dB below the official limit are not reported.

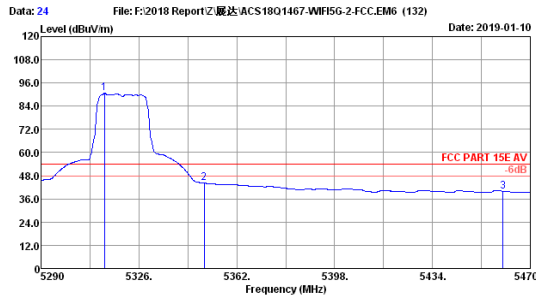


File: F:\2018 Report\Z-展达\ACS1801467-WIFI5G-2-FCC-EM6 (132) Date: 2019-01-10

Site no. : 3m Chamber Data no. : 23
 Dis. / Ant. : 3m 2018 MCTD1209-3006 Ant. pol. : VERTICAL
 Limit : FCC PART 15E AV Pre :
 Env. / Ins. : 23.4°C/52.9% Engineer : Garry
 EUT : BCM dual band 2*2 WIFI M/N:50-0102-BC-22
 Power rating : AC 120V/60Hz
 Test Mode : 11acHT20 5320MHz Tx Mode
 M/N :

No.	Freq. (MHz)	Ant. Factor (dB/m)	Cable Loss (dB)	AMP factor (dB)	Reading (dBuV)	Emission Level (dBuV/m)	Limits (dBuV/m)	Margin (dB)	Remark
1	5313.40	33.45	15.48	34.66	73.68	87.95	54.00	-33.95	Average
2	5350.00	33.35	15.55	34.67	28.53	42.76	54.00	11.24	Average
3	5460.00	33.05	15.76	34.69	25.77	39.89	54.00	14.11	Average

Remarks: 1. Emission Level= Antenna Factor + Cable Loss + Reading - Amp Factor
 2. The emission levels that are 20dB below the official limit are not reported.

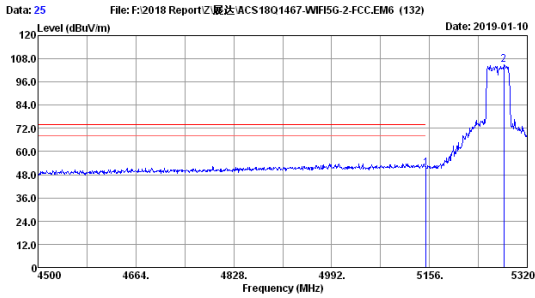


File: F:\2018 Report\Z-展达\ACS1801467-WIFI5G-2-FCC-EM6 (132) Date: 2019-01-10

Site no. : 3m Chamber Data no. : 24
 Dis. / Ant. : 3m 2018 MCTD1209-3006 Ant. pol. : HORIZONTAL
 Limit : FCC PART 15E AV Pre :
 Env. / Ins. : 23.4°C/52.9% Engineer : Garry
 EUT : BCM dual band 2*2 WIFI M/N:50-0102-BC-22
 Power rating : AC 120V/60Hz
 Test Mode : 11acHT20 5320MHz Tx Mode
 M/N :

No.	Freq. (MHz)	Ant. Factor (dB/m)	Cable Loss (dB)	AMP factor (dB)	Reading (dBuV)	Emission Level (dBuV/m)	Limits (dBuV/m)	Margin (dB)	Remark
1	5313.40	33.45	15.48	34.66	76.34	90.61	54.00	-36.61	Average
2	5350.00	33.35	15.55	34.67	29.89	44.12	54.00	9.88	Average
3	5460.00	33.05	15.76	34.69	25.91	40.03	54.00	13.97	Average

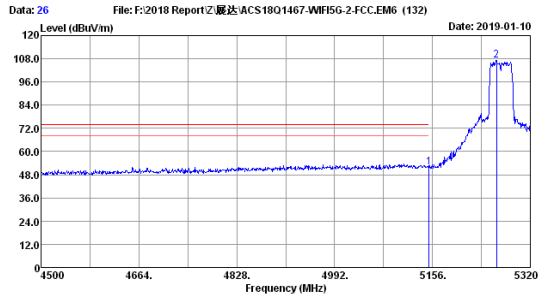
Remarks: 1. Emission Level= Antenna Factor + Cable Loss + Reading - Amp Factor
 2. The emission levels that are 20dB below the official limit are not reported.



Site no. : 3m Chamber Data no. : 25
 Dis. / Ant. : 3m 2018 MCTD1209-3006 Ant. pol. : VERTICAL
 Limit : FCC 15E PK U-NII-2A Pre :
 Env. / Ins. : 23.4°C/52.9% Engineer : Garry
 EUT : BCM dual band 2*2 WIFI M/N:50-0102-BC-22
 Power rating : AC 120V/60Hz
 Test Mode : 11nHT40 5270MHz Tx Mode
 M/N :

No.	Freq. (MHz)	Ant. Factor (dB/m)	Cable Loss (dB)	AMP factor (dB)	Reading (dBuV)	Emission Level (dBuV/m)	Limits (dBuV/m)	Margin (dB)	Remark
1	5150.00	33.95	15.12	34.63	37.11	51.55	74.00	22.45	Peak
2	5280.64	33.55	15.41	34.66	90.84	105.14	-----	-----	Peak

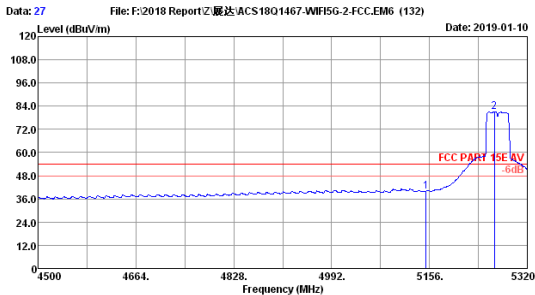
Remarks: 1. Emission Level= Antenna Factor + Cable Loss + Reading - Amp Factor
 2. The emission levels that are 20dB below the official limit are not reported.



Site no. : 3m Chamber Data no. : 26
 Dis. / Ant. : 3m 2018 MCTD1209-3006 Ant. pol. : HORIZONTAL
 Limit : FCC 15E PK U-NII-2A Pre :
 Env. / Ins. : 23.4°C/52.9% Engineer : Garry
 EUT : BCM dual band 2*2 WIFI M/N:50-0102-BC-22
 Power rating : AC 120V/60Hz
 Test Mode : 11nHT40 5270MHz Tx Mode
 M/N :

No.	Freq. (MHz)	Ant. Factor (dB/m)	Cable Loss (dB)	AMP factor (dB)	Reading (dBuV)	Emission Level (dBuV/m)	Limits (dBuV/m)	Margin (dB)	Remark
1	5150.00	33.95	15.12	34.63	37.32	51.76	74.00	22.24	Peak
2	5263.42	33.60	15.37	34.65	92.93	107.25	-----	-----	Peak

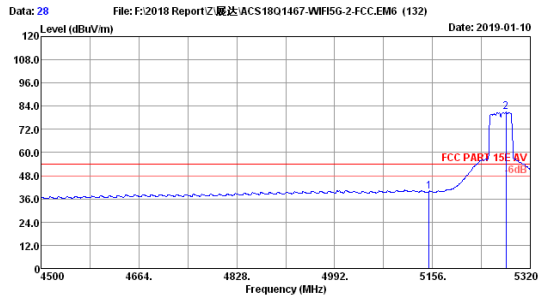
Remarks: 1. Emission Level= Antenna Factor + Cable Loss + Reading - Amp Factor
 2. The emission levels that are 20dB below the official limit are not reported.



Site no. : 3m Chamber Data no. : 27
 Dis. / Ant. : 3m 2018 MCTD1209-3006 Ant. pol. : HORIZONTAL
 Limit : FCC PART 15E AV Pre :
 Env. / Ins. : 23.4°C/52.9% Engineer : Garry
 EUT : BCM dual band 2*2 WIFI M/N:50-0102-BC-22
 Power rating : AC 120V/60Hz
 Test Mode : 11nHT40 5270MHz Tx Mode
 M/N :

No.	Freq. (MHz)	Ant. Factor (dB/m)	Cable Loss (dB)	AMP factor (dB)	Reading (dBuV)	Emission Level (dBuV/m)	Limits (dBuV/m)	Margin (dB)	Remark
1	5150.00	33.95	15.12	34.63	25.62	40.06	54.00	13.94	Average
2	5265.06	33.60	15.37	34.65	66.75	81.07	54.00	-27.07	Average

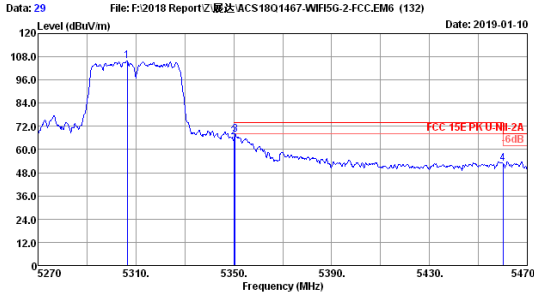
Remarks: 1. Emission Level= Antenna Factor + Cable Loss + Reading - Amp Factor
 2. The emission levels that are 20dB below the official limit are not reported.



Site no. : 3m Chamber Data no. : 28
 Dis. / Ant. : 3m 2018 MCTD1209-3006 Ant. pol. : VERTICAL
 Limit : FCC PART 15E AV Pre :
 Env. / Ins. : 23.4°C/52.9% Engineer : Garry
 EUT : BCM dual band 2*2 WIFI M/N:50-0102-BC-22
 Power rating : AC 120V/60Hz
 Test Mode : 11nHT40 5270MHz Tx Mode
 M/N :

No.	Freq. (MHz)	Ant. Factor (dB/m)	Cable Loss (dB)	AMP factor (dB)	Reading (dBuV)	Emission Level (dBuV/m)	Limits (dBuV/m)	Margin (dB)	Remark
1	5150.00	33.95	15.12	34.63	25.34	39.78	54.00	14.22	Average
2	5279.00	33.55	15.41	34.66	66.70	81.00	54.00	-27.00	Average

Remarks: 1. Emission Level= Antenna Factor + Cable Loss + Reading - Amp Factor
 2. The emission levels that are 20dB below the official limit are not reported.

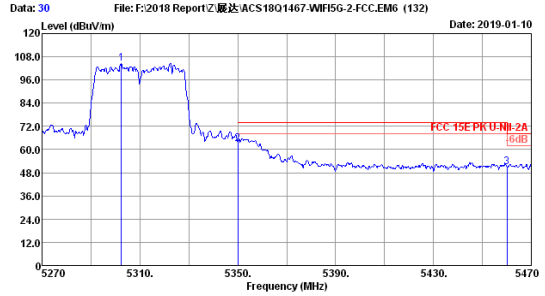


File: F:\2018 Report\Z-展达\ACS1801467-WIFI5G-2-FCC-EM6 (132) Date: 2019-01-10

Site no. : 3m Chamber Data no. : 29
 Dis. / Ant. : 3m 2018 MCTD1209-3006 Ant. pol. : HORIZONTAL
 Limit : FCC 15E PK U-NII-2A Pre :
 Env. / Ins. : 23.4°C/52.9% Engineer : Garry
 EUT : BCM dual band 2*2 WIFI M/N:50-0102-BC-22
 Power rating : AC 120V/60Hz
 Test Mode : 11nHT40 5310MHz Tx Mode
 M/N :

No.	Freq. (MHz)	Ant. Factor (dB/m)	Cable Loss (dB)	AMP factor (dB)	Reading (dBuV)	Emission Level (dBuV/m)	Limits (dBuV/m)	Margin (dB)	Remark
1	5306.40	33.50	15.44	34.66	91.64	105.92	74.00	7.42	Peak
2	5350.00	33.35	15.55	34.67	52.35	66.58	74.00	7.42	Peak
3	5350.60	33.35	15.55	34.67	53.50	67.73	74.00	6.27	Peak
4	5460.00	33.05	15.76	34.69	38.49	52.61	68.20	15.59	Peak

Remarks: 1. Emission Level= Antenna Factor + Cable Loss + Reading - Amp Factor
 2. The emission levels that are 20dB below the official limit are not reported.

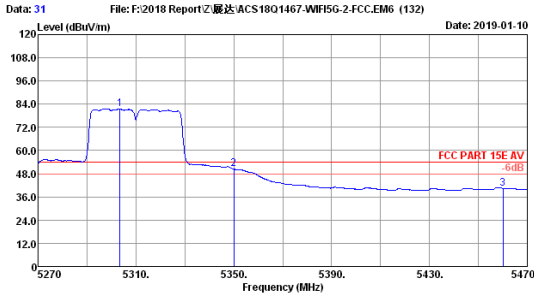


File: F:\2018 Report\Z-展达\ACS1801467-WIFI5G-2-FCC-EM6 (132) Date: 2019-01-10

Site no. : 3m Chamber Data no. : 30
 Dis. / Ant. : 3m 2018 MCTD1209-3006 Ant. pol. : VERTICAL
 Limit : FCC 15E PK U-NII-2A Pre :
 Env. / Ins. : 23.4°C/52.9% Engineer : Garry
 EUT : BCM dual band 2*2 WIFI M/N:50-0102-BC-22
 Power rating : AC 120V/60Hz
 Test Mode : 11nHT40 5310MHz Tx Mode
 M/N :

No.	Freq. (MHz)	Ant. Factor (dB/m)	Cable Loss (dB)	AMP factor (dB)	Reading (dBuV)	Emission Level (dBuV/m)	Limits (dBuV/m)	Margin (dB)	Remark
1	5302.40	33.50	15.44	34.66	90.26	104.54	74.00	10.98	Peak
2	5350.00	33.35	15.55	34.67	48.79	63.02	74.00	10.98	Peak
3	5460.00	33.05	15.76	34.69	36.82	50.94	68.20	17.26	Peak

Remarks: 1. Emission Level= Antenna Factor + Cable Loss + Reading - Amp Factor
 2. The emission levels that are 20dB below the official limit are not reported.

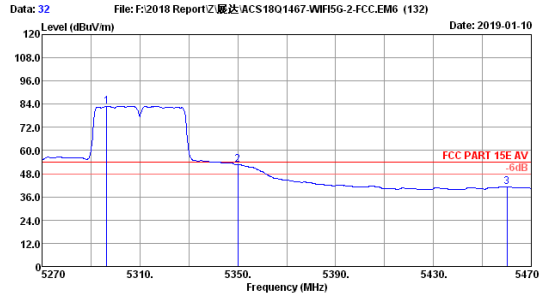


File: F:\2018 Report\Z-展达\ACS1801467-WIFI5G-2-FCC-EM6 (132) Date: 2019-01-10

Site no. : 3m Chamber Data no. : 31
 Dis. / Ant. : 3m 2018 MCTD1209-3006 Ant. pol. : VERTICAL
 Limit : FCC PART 15E AV Pre :
 Env. / Ins. : 23.4°C/52.9% Engineer : Garry
 EUT : BCM dual band 2*2 WIFI M/N:50-0102-BC-22
 Power rating : AC 120V/60Hz
 Test Mode : 11nHT40 5310MHz Tx Mode
 M/N :

No.	Freq. (MHz)	Ant. Factor (dB/m)	Cable Loss (dB)	AMP factor (dB)	Reading (dBuV)	Emission Level (dBuV/m)	Limits (dBuV/m)	Margin (dB)	Remark
1	5303.40	33.50	15.44	34.66	67.20	81.48	54.00	-27.48	Average
2	5350.00	33.35	15.55	34.67	36.20	50.43	54.00	3.57	Average
3	5460.00	33.05	15.76	34.69	26.37	40.49	54.00	13.51	Average

Remarks: 1. Emission Level= Antenna Factor + Cable Loss + Reading - Amp Factor
 2. The emission levels that are 20dB below the official limit are not reported.

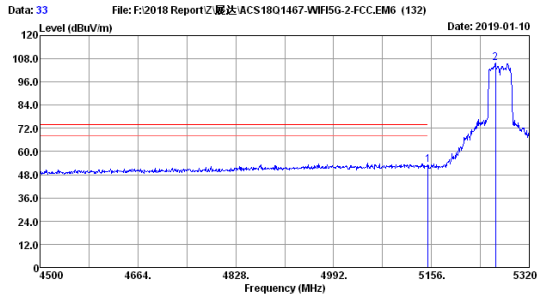


File: F:\2018 Report\Z-展达\ACS1801467-WIFI5G-2-FCC-EM6 (132) Date: 2019-01-10

Site no. : 3m Chamber Data no. : 32
 Dis. / Ant. : 3m 2018 MCTD1209-3006 Ant. pol. : HORIZONTAL
 Limit : FCC PART 15E AV Pre :
 Env. / Ins. : 23.4°C/52.9% Engineer : Garry
 EUT : BCM dual band 2*2 WIFI M/N:50-0102-BC-22
 Power rating : AC 120V/60Hz
 Test Mode : 11nHT40 5310MHz Tx Mode
 M/N :

No.	Freq. (MHz)	Ant. Factor (dB/m)	Cable Loss (dB)	AMP factor (dB)	Reading (dBuV)	Emission Level (dBuV/m)	Limits (dBuV/m)	Margin (dB)	Remark
1	5296.40	33.50	15.44	34.66	68.60	82.88	54.00	-28.88	Average
2	5350.00	33.35	15.55	34.67	38.39	52.62	54.00	1.38	Average
3	5460.00	33.05	15.76	34.69	27.01	41.13	54.00	12.87	Average

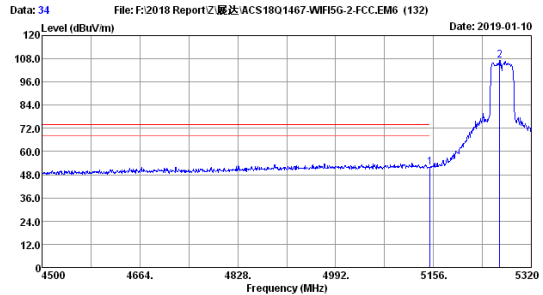
Remarks: 1. Emission Level= Antenna Factor + Cable Loss + Reading - Amp Factor
 2. The emission levels that are 20dB below the official limit are not reported.



Site no. : 3m Chamber Data no. : 33
 Dis. / Ant. : 3m 2018 MCTD1209-3006 Ant. pol. : VERTICAL
 Limit : FCC 15E PK U-NII-2A Pre :
 Env. / Ins. : 23.4°C/52.9% Engineer : Garry
 EUT : BCM dual band 2*2 WIFI M/N:50-0102-BC-22
 Power rating : AC 120V/60Hz
 Test Mode : 11ac HT40 5270MHz Tx Mode
 M/N :

No.	Freq. (MHz)	Ant. Factor (dB/m)	Cable Loss (dB)	AMP factor (dB)	Reading (dBuV)	Emission Level (dBuV/m)	Limits (dBuV/m)	Margin (dB)	Remark
1	5150.00	33.95	15.12	34.63	38.74	53.18	74.00	20.82	Peak
2	5263.42	33.60	15.37	34.65	91.45	105.77			Peak

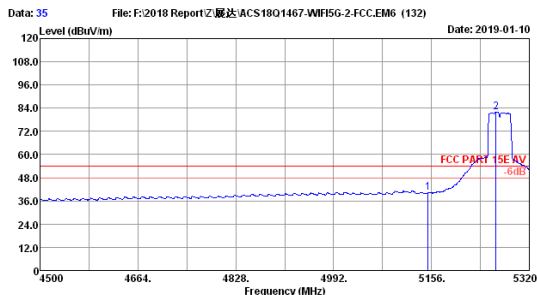
Remarks: 1. Emission Level= Antenna Factor + Cable Loss + Reading - Amp Factor
 2. The emission levels that are 20dB below the official limit are not reported.



Site no. : 3m Chamber Data no. : 34
 Dis. / Ant. : 3m 2018 MCTD1209-3006 Ant. pol. : HORIZONTAL
 Limit : FCC 15E PK U-NII-2A Pre :
 Env. / Ins. : 23.4°C/52.9% Engineer : Garry
 EUT : BCM dual band 2*2 WIFI M/N:50-0102-BC-22
 Power rating : AC 120V/60Hz
 Test Mode : 11ac HT40 5270MHz Tx Mode
 M/N :

No.	Freq. (MHz)	Ant. Factor (dB/m)	Cable Loss (dB)	AMP factor (dB)	Reading (dBuV)	Emission Level (dBuV/m)	Limits (dBuV/m)	Margin (dB)	Remark
1	5150.00	33.95	15.12	34.63	37.45	51.89	74.00	22.11	Peak
2	5266.70	33.60	15.37	34.65	93.04	107.36			Peak

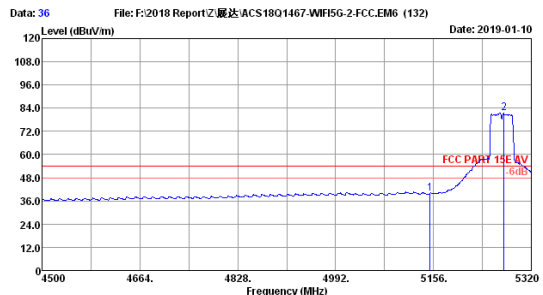
Remarks: 1. Emission Level= Antenna Factor + Cable Loss + Reading - Amp Factor
 2. The emission levels that are 20dB below the official limit are not reported.



Site no. : 3m Chamber Data no. : 35
 Dis. / Ant. : 3m 2018 MCTD1209-3006 Ant. pol. : HORIZONTAL
 Limit : FCC PART 15E AV Pre :
 Env. / Ins. : 23.4°C/52.9% Engineer : Garry
 EUT : BCM dual band 2*2 WIFI M/N:50-0102-BC-22
 Power rating : AC 120V/60Hz
 Test Mode : 11ac HT40 5270MHz Tx Mode
 M/N :

No.	Freq. (MHz)	Ant. Factor (dB/m)	Cable Loss (dB)	AMP factor (dB)	Reading (dBuV)	Emission Level (dBuV/m)	Limits (dBuV/m)	Margin (dB)	Remark
1	5150.00	33.95	15.12	34.63	25.70	40.14	54.00	13.86	Average
2	5264.24	33.60	15.37	34.65	67.63	81.95	54.00	-27.95	Average

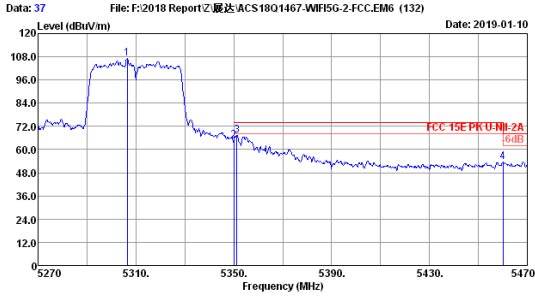
Remarks: 1. Emission Level= Antenna Factor + Cable Loss + Reading - Amp Factor
 2. The emission levels that are 20dB below the official limit are not reported.



Site no. : 3m Chamber Data no. : 36
 Dis. / Ant. : 3m 2018 MCTD1209-3006 Ant. pol. : VERTICAL
 Limit : FCC PART 15E AV Pre :
 Env. / Ins. : 23.4°C/52.9% Engineer : Garry
 EUT : BCM dual band 2*2 WIFI M/N:50-0102-BC-22
 Power rating : AC 120V/60Hz
 Test Mode : 11ac HT40 5270MHz Tx Mode
 M/N :

No.	Freq. (MHz)	Ant. Factor (dB/m)	Cable Loss (dB)	AMP factor (dB)	Reading (dBuV)	Emission Level (dBuV/m)	Limits (dBuV/m)	Margin (dB)	Remark
1	5150.00	33.95	15.12	34.63	25.34	39.78	54.00	14.22	Average
2	5274.08	33.60	15.37	34.66	67.12	81.43	54.00	-27.43	Average

Remarks: 1. Emission Level= Antenna Factor + Cable Loss + Reading - Amp Factor
 2. The emission levels that are 20dB below the official limit are not reported.

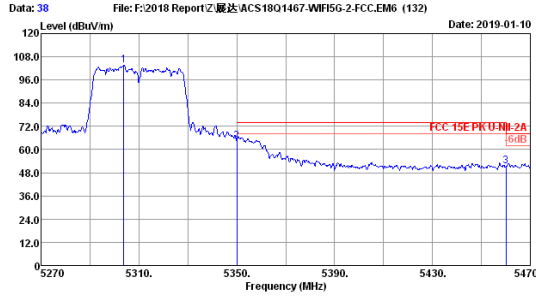


File: F:\2018 Report\Z-威达\ACS1801467-WIFI5G-2-FCC-EM6 (132) Date: 2019-01-10

Site no. : 3m Chamber Data no. : 37
 Dis. / Ant. : 3m 2018 MCTD1209-3006 Ant. pol. : HORIZONTAL
 Limit : FCC 15E PK U-NII-2A Pre :
 Env. / Ins. : 23.4°C/52.9% Engineer : Garry
 EUT : BCM dual band 2*2 WIFI M/N:50-0102-BC-22
 Power rating : AC 120V/60Hz
 Test Mode : 11ac HT40 5310MHz Tx Mode
 M/N :

No.	Freq. (MHz)	Ant. Factor (dB/m)	Cable Loss (dB)	AMP factor (dB)	Reading (dBuV)	Emission Level (dBuV/m)	Limits (dBuV/m)	Margin (dB)	Remark
1	5306.40	33.50	15.44	34.66	92.71	106.99	-----	-----	Peak
2	5350.00	33.35	15.55	34.67	50.26	64.49	74.00	9.51	Peak
3	5351.20	33.35	15.55	34.67	53.05	67.28	74.00	6.72	Peak
4	5460.00	33.05	15.76	34.69	39.41	53.53	68.20	14.67	Peak

Remarks: 1. Emission Level= Antenna Factor + Cable Loss + Reading - Amp Factor
 2. The emission levels that are 20dB below the official limit are not reported.

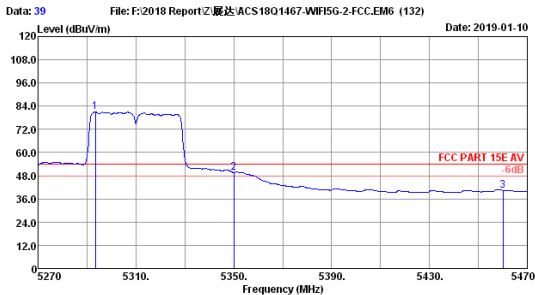


File: F:\2018 Report\Z-威达\ACS1801467-WIFI5G-2-FCC-EM6 (132) Date: 2019-01-10

Site no. : 3m Chamber Data no. : 38
 Dis. / Ant. : 3m 2018 MCTD1209-3006 Ant. pol. : VERTICAL
 Limit : FCC 15E PK U-NII-2A Pre :
 Env. / Ins. : 23.4°C/52.9% Engineer : Garry
 EUT : BCM dual band 2*2 WIFI M/N:50-0102-BC-22
 Power rating : AC 120V/60Hz
 Test Mode : 11ac HT40 5310MHz Tx Mode
 M/N :

No.	Freq. (MHz)	Ant. Factor (dB/m)	Cable Loss (dB)	AMP factor (dB)	Reading (dBuV)	Emission Level (dBuV/m)	Limits (dBuV/m)	Margin (dB)	Remark
1	5303.80	33.50	15.44	34.66	89.47	103.75	-----	-----	Peak
2	5350.00	33.35	15.55	34.67	50.19	64.42	74.00	9.58	Peak
3	5460.00	33.05	15.76	34.69	37.30	51.42	68.20	16.78	Peak

Remarks: 1. Emission Level= Antenna Factor + Cable Loss + Reading - Amp Factor
 2. The emission levels that are 20dB below the official limit are not reported.

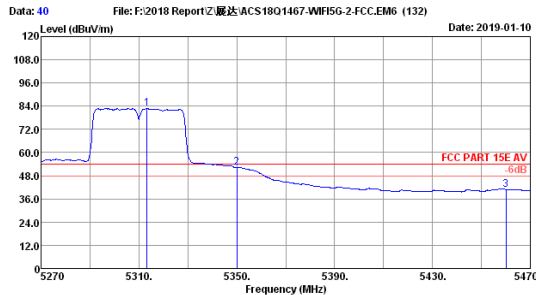


File: F:\2018 Report\Z-威达\ACS1801467-WIFI5G-2-FCC-EM6 (132) Date: 2019-01-10

Site no. : 3m Chamber Data no. : 39
 Dis. / Ant. : 3m 2018 MCTD1209-3006 Ant. pol. : VERTICAL
 Limit : FCC PART 15E AV Pre :
 Env. / Ins. : 23.4°C/52.9% Engineer : Garry
 EUT : BCM dual band 2*2 WIFI M/N:50-0102-BC-22
 Power rating : AC 120V/60Hz
 Test Mode : 11ac HT40 5310MHz Tx Mode
 M/N :

No.	Freq. (MHz)	Ant. Factor (dB/m)	Cable Loss (dB)	AMP factor (dB)	Reading (dBuV)	Emission Level (dBuV/m)	Limits (dBuV/m)	Margin (dB)	Remark
1	5293.40	33.50	15.44	34.66	66.87	81.15	54.00	-27.15	Average
2	5350.00	33.35	15.55	34.67	35.56	49.79	54.00	4.21	Average
3	5460.00	33.05	15.76	34.69	26.30	40.42	54.00	13.58	Average

Remarks: 1. Emission Level= Antenna Factor + Cable Loss + Reading - Amp Factor
 2. The emission levels that are 20dB below the official limit are not reported.

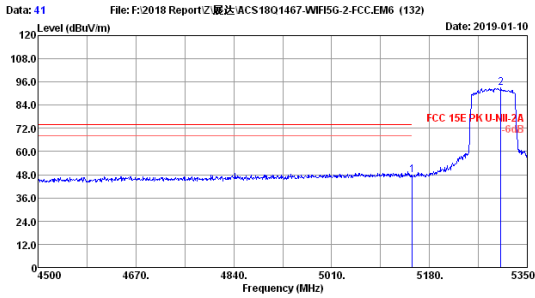


File: F:\2018 Report\Z-威达\ACS1801467-WIFI5G-2-FCC-EM6 (132) Date: 2019-01-10

Site no. : 3m Chamber Data no. : 40
 Dis. / Ant. : 3m 2018 MCTD1209-3006 Ant. pol. : HORIZONTAL
 Limit : FCC PART 15E AV Pre :
 Env. / Ins. : 23.4°C/52.9% Engineer : Garry
 EUT : BCM dual band 2*2 WIFI M/N:50-0102-BC-22
 Power rating : AC 120V/60Hz
 Test Mode : 11ac HT40 5310MHz Tx Mode
 M/N :

No.	Freq. (MHz)	Ant. Factor (dB/m)	Cable Loss (dB)	AMP factor (dB)	Reading (dBuV)	Emission Level (dBuV/m)	Limits (dBuV/m)	Margin (dB)	Remark
1	5313.40	33.45	15.48	34.66	68.61	82.88	54.00	-28.88	Average
2	5350.00	33.35	15.55	34.67	38.03	52.26	54.00	1.74	Average
3	5460.00	33.05	15.76	34.69	26.81	40.93	54.00	13.07	Average

Remarks: 1. Emission Level= Antenna Factor + Cable Loss + Reading - Amp Factor
 2. The emission levels that are 20dB below the official limit are not reported.

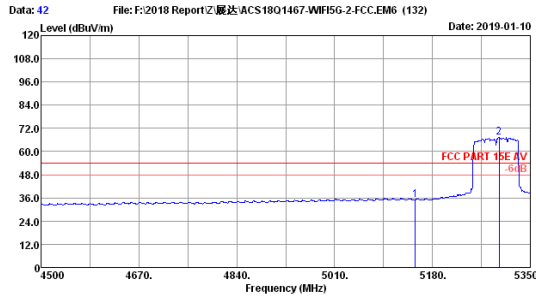


File: F:\2018 Report\Z-展达\ACS1801467-WIFI5G-2-FCC-EM6 (132) Date: 2019-01-10

Site no. : 3m Chamber Data no. : 41
 Dis. / Ant. : 3m 2018 MCTD1209-3007 Ant. pol. : HORIZONTAL
 Limit : FCC 15E PK U-NII-2A Pre :
 Env. / Ins. : 23.4°C/52.9% Engineer : Garry
 EUT : BCM dual band 2*2 WIFI M/N:50-0102-BC-22
 Power rating : AC 120V/60Hz
 Test Mode : 11acVHT80 5290MHz Tx Mode
 M/N :

No.	Freq. (MHz)	Ant. Factor (dB/m)	Cable Loss (dB)	AMP factor (dB)	Reading (dBuV)	Emission Level (dBuV/m)	Limits (dBuV/m)	Margin (dB)	Remark
1	5150.00	33.40	15.12	34.63	33.81	47.70	74.00	26.30	Peak
2	5304.10	33.40	15.44	34.66	78.61	92.79	-----	-----	Peak

Remarks: 1. Emission Level= Antenna Factor + Cable Loss + Reading -amp Factor
 2. The emission levels that are 20dB below the official limit are not reported.

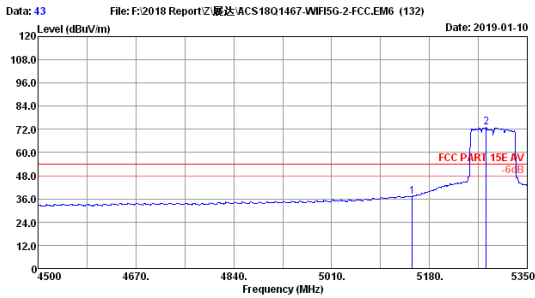


File: F:\2018 Report\Z-展达\ACS1801467-WIFI5G-2-FCC-EM6 (132) Date: 2019-01-10

Site no. : 3m Chamber Data no. : 42
 Dis. / Ant. : 3m 2018 MCTD1209-3007 Ant. pol. : HORIZONTAL
 Limit : FCC PART 15E AV Pre :
 Env. / Ins. : 23.4°C/52.9% Engineer : Garry
 EUT : BCM dual band 2*2 WIFI M/N:50-0102-BC-22
 Power rating : AC 120V/60Hz
 Test Mode : 11acVHT80 5290MHz Tx Mode
 M/N :

No.	Freq. (MHz)	Ant. Factor (dB/m)	Cable Loss (dB)	AMP factor (dB)	Reading (dBuV)	Emission Level (dBuV/m)	Limits (dBuV/m)	Margin (dB)	Remark
1	5150.00	33.40	15.12	34.63	21.05	34.94	54.00	19.06	Average
2	5295.60	33.40	15.44	34.66	52.96	67.14	54.00	-13.14	Average

Remarks: 1. Emission Level= Antenna Factor + Cable Loss + Reading -amp Factor
 2. The emission levels that are 20dB below the official limit are not reported.

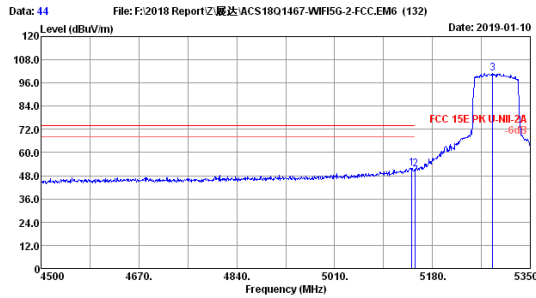


File: F:\2018 Report\Z-展达\ACS1801467-WIFI5G-2-FCC-EM6 (132) Date: 2019-01-10

Site no. : 3m Chamber Data no. : 43
 Dis. / Ant. : 3m 2018 MCTD1209-3007 Ant. pol. : VERTICAL
 Limit : FCC PART 15E AV Pre :
 Env. / Ins. : 23.4°C/52.9% Engineer : Garry
 EUT : BCM dual band 2*2 WIFI M/N:50-0102-BC-22
 Power rating : AC 120V/60Hz
 Test Mode : 11acVHT80 5290MHz Tx Mode
 M/N :

No.	Freq. (MHz)	Ant. Factor (dB/m)	Cable Loss (dB)	AMP factor (dB)	Reading (dBuV)	Emission Level (dBuV/m)	Limits (dBuV/m)	Margin (dB)	Remark
1	5150.00	33.40	15.12	34.63	23.35	37.24	54.00	16.76	Average
2	5278.60	33.40	15.41	34.66	58.70	72.85	54.00	-18.85	Average

Remarks: 1. Emission Level= Antenna Factor + Cable Loss + Reading -amp Factor
 2. The emission levels that are 20dB below the official limit are not reported.

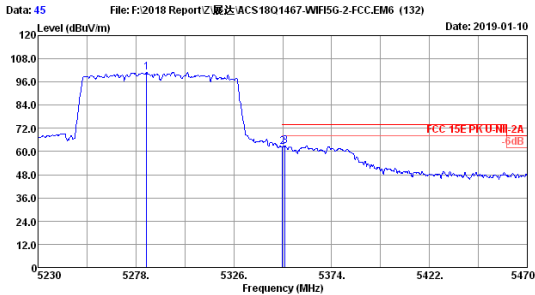


File: F:\2018 Report\Z-展达\ACS1801467-WIFI5G-2-FCC-EM6 (132) Date: 2019-01-10

Site no. : 3m Chamber Data no. : 44
 Dis. / Ant. : 3m 2018 MCTD1209-3007 Ant. pol. : VERTICAL
 Limit : FCC 15E PK U-NII-2A Pre :
 Env. / Ins. : 23.4°C/52.9% Engineer : Garry
 EUT : BCM dual band 2*2 WIFI M/N:50-0102-BC-22
 Power rating : AC 120V/60Hz
 Test Mode : 11acVHT80 5290MHz Tx Mode
 M/N :

No.	Freq. (MHz)	Ant. Factor (dB/m)	Cable Loss (dB)	AMP factor (dB)	Reading (dBuV)	Emission Level (dBuV/m)	Limits (dBuV/m)	Margin (dB)	Remark
1	5144.30	33.40	15.12	34.63	38.10	51.99	74.00	22.01	Peak
2	5150.00	33.40	15.12	34.63	37.37	51.26	74.00	22.74	Peak
3	5284.55	33.40	15.41	34.66	87.03	101.18	-----	-----	Peak

Remarks: 1. Emission Level= Antenna Factor + Cable Loss + Reading -amp Factor
 2. The emission levels that are 20dB below the official limit are not reported.

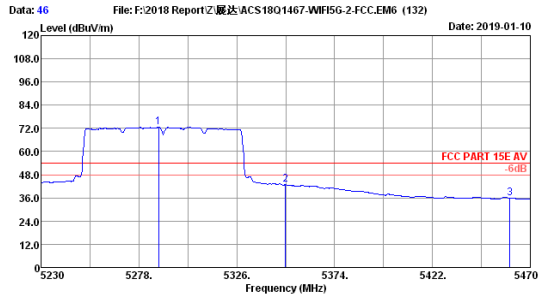


Data: 45 File: F:\2018 Report\Z-威达\ACS1801467-WIFI5G-2-FCC-EM6 (132) Date: 2019-01-10

Site no. : 3m Chamber Data no. : 45
 Dis. / Ant. : 3m 2018 MCTD1209-3007 Ant. pol. : VERTICAL
 Limit : FCC 15E PK U-NII-2A Pre :
 Env. / Ins. : 23.4°C/52.9% Engineer : Garry
 EUT : BCM dual band 2*2 WIFI M/N:50-0102-BC-22
 Power rating : AC 120V/60Hz
 Test Mode : 11acVHT80 5290MHz Tx Mode
 M/N :

No.	Freq. (MHz)	Ant. Factor (dB/m)	Cable Loss (dB)	AMP factor (dB)	Reading (dBuV)	Emission Level (dBuV/m)	Limits (dBuV/m)	Margin (dB)	Remark
1	5283.28	33.40	15.41	34.66	86.95	101.10	74.00	11.40	Peak
2	5350.00	33.40	15.55	34.67	48.32	62.60	74.00	11.40	Peak
3	5351.20	33.40	15.55	34.67	48.61	62.89	74.00	11.11	Peak

Remarks: 1. Emission Level= Antenna Factor + Cable Loss + Reading - Amp Factor
 2. The emission levels that are 20dB below the official limit are not reported.

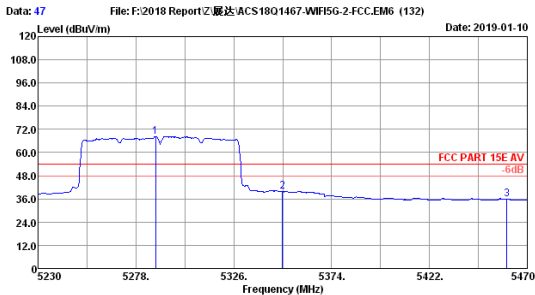


Data: 46 File: F:\2018 Report\Z-威达\ACS1801467-WIFI5G-2-FCC-EM6 (132) Date: 2019-01-10

Site no. : 3m Chamber Data no. : 46
 Dis. / Ant. : 3m 2018 MCTD1209-3007 Ant. pol. : VERTICAL
 Limit : FCC PART 15E AV Pre :
 Env. / Ins. : 23.4°C/52.9% Engineer : Garry
 EUT : BCM dual band 2*2 WIFI M/N:50-0102-BC-22
 Power rating : AC 120V/60Hz
 Test Mode : 11acVHT80 5290MHz Tx Mode
 M/N :

No.	Freq. (MHz)	Ant. Factor (dB/m)	Cable Loss (dB)	AMP factor (dB)	Reading (dBuV)	Emission Level (dBuV/m)	Limits (dBuV/m)	Margin (dB)	Remark
1	5287.60	33.40	15.41	34.66	58.47	72.62	54.00	-18.62	Average
2	5350.00	33.40	15.55	34.67	28.55	42.83	54.00	11.17	Average
3	5460.00	33.40	15.76	34.69	21.52	35.99	54.00	18.01	Average

Remarks: 1. Emission Level= Antenna Factor + Cable Loss + Reading - Amp Factor
 2. The emission levels that are 20dB below the official limit are not reported.

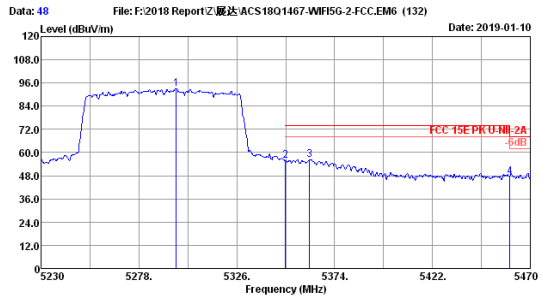


Data: 47 File: F:\2018 Report\Z-威达\ACS1801467-WIFI5G-2-FCC-EM6 (132) Date: 2019-01-10

Site no. : 3m Chamber Data no. : 47
 Dis. / Ant. : 3m 2018 MCTD1209-3007 Ant. pol. : HORIZONTAL
 Limit : FCC PART 15E AV Pre :
 Env. / Ins. : 23.4°C/52.9% Engineer : Garry
 EUT : BCM dual band 2*2 WIFI M/N:50-0102-BC-22
 Power rating : AC 120V/60Hz
 Test Mode : 11acVHT80 5290MHz Tx Mode
 M/N :

No.	Freq. (MHz)	Ant. Factor (dB/m)	Cable Loss (dB)	AMP factor (dB)	Reading (dBuV)	Emission Level (dBuV/m)	Limits (dBuV/m)	Margin (dB)	Remark
1	5287.60	33.40	15.41	34.66	54.03	68.18	54.00	-14.18	Average
2	5350.00	33.40	15.55	34.67	25.58	39.86	54.00	14.14	Average
3	5460.00	33.40	15.76	34.69	21.42	35.89	54.00	18.11	Average

Remarks: 1. Emission Level= Antenna Factor + Cable Loss + Reading - Amp Factor
 2. The emission levels that are 20dB below the official limit are not reported.



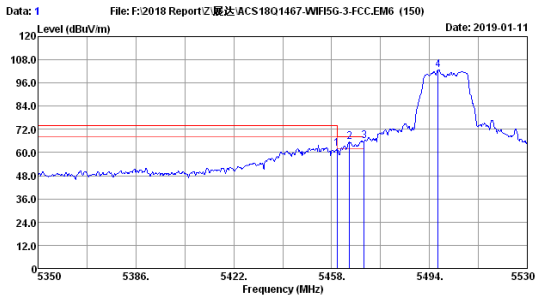
Data: 48 File: F:\2018 Report\Z-威达\ACS1801467-WIFI5G-2-FCC-EM6 (132) Date: 2019-01-10

Site no. : 3m Chamber Data no. : 48
 Dis. / Ant. : 3m 2018 MCTD1209-3007 Ant. pol. : HORIZONTAL
 Limit : FCC 15E PK U-NII-2A Pre :
 Env. / Ins. : 23.4°C/52.9% Engineer : Garry
 EUT : BCM dual band 2*2 WIFI M/N:50-0102-BC-22
 Power rating : AC 120V/60Hz
 Test Mode : 11acVHT80 5290MHz Tx Mode
 M/N :

No.	Freq. (MHz)	Ant. Factor (dB/m)	Cable Loss (dB)	AMP factor (dB)	Reading (dBuV)	Emission Level (dBuV/m)	Limits (dBuV/m)	Margin (dB)	Remark
1	5296.24	33.40	15.44	34.66	78.74	92.92	74.00	18.17	Peak
2	5350.00	33.40	15.55	34.67	41.55	55.83	74.00	18.17	Peak
3	5361.76	33.40	15.58	34.67	42.12	56.43	74.00	17.57	Peak
4	5460.00	33.40	15.76	34.69	32.79	47.26	68.20	20.94	Peak

Remarks: 1. Emission Level= Antenna Factor + Cable Loss + Reading - Amp Factor
 2. The emission levels that are 20dB below the official limit are not reported.

5500-5700MHz Band:

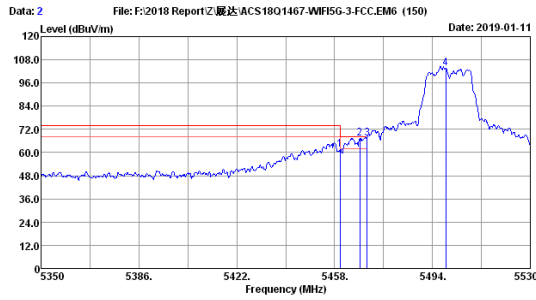


File: F:\2018 Report\2. 展达\ACS1801467-WIFI5G-3-FCC.EM6 (150) Date: 2019-01-11

Site no. : 3m Chamber Data no. : 1
 Dis. / Ant. : 3m 2018 MCTD1209-3007 Ant. pol. : HORIZONTAL
 Limit : FCC 15E PK U-NII-2C Pre :
 Env. / Ins. : 23.4°C/52.9% Engineer : Garry
 EUT : BCM dual band 2*2 WIFI M/N:50-0102-BC-22
 Power rating : AC 120V/60Hz
 Test Mode : 11a 5500MHz Tx Mode
 M/N :

No.	Freq. (MHz)	Ant. Factor (dB/m)	Cable Loss (dB)	AMP factor (dB)	Reading (dBuV)	Emission Level (dBuV/m)	Limits (dBuV/m)	Margin (dB)	Remark
1	5460.00	33.40	15.76	34.69	47.31	61.78	68.20	6.42	Peak
2	5464.66	33.40	15.80	34.69	50.81	65.32	68.20	2.88	Peak
3	5470.00	33.40	15.80	34.69	51.60	66.11	68.20	2.09	Peak
4	5497.24	33.40	15.87	34.70	88.16	102.73	-----	-----	Peak

Remarks: 1. Emission Level= Antenna Factor + Cable Loss + Reading - Amp Factor
 2. The emission levels that are 20dB below the official limit are not reported.

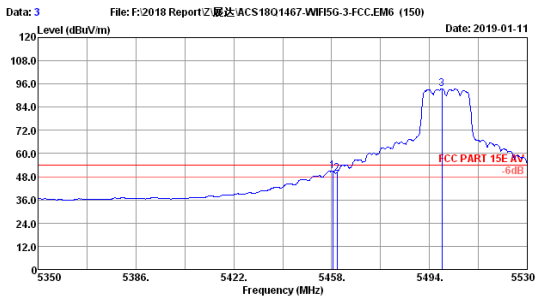


File: F:\2018 Report\2. 展达\ACS1801467-WIFI5G-3-FCC.EM6 (150) Date: 2019-01-11

Site no. : 3m Chamber Data no. : 2
 Dis. / Ant. : 3m 2018 MCTD1209-3007 Ant. pol. : VERTICAL
 Limit : FCC 15E PK U-NII-2C Pre :
 Env. / Ins. : 23.4°C/52.9% Engineer : Garry
 EUT : BCM dual band 2*2 WIFI M/N:50-0102-BC-22
 Power rating : AC 120V/60Hz
 Test Mode : 11a 5500MHz Tx Mode
 M/N :

No.	Freq. (MHz)	Ant. Factor (dB/m)	Cable Loss (dB)	AMP factor (dB)	Reading (dBuV)	Emission Level (dBuV/m)	Limits (dBuV/m)	Margin (dB)	Remark
1	5460.00	33.40	15.76	34.69	46.94	61.41	68.20	6.79	Peak
2	5467.36	33.40	15.80	34.69	52.63	67.14	68.20	1.06	Peak
3	5470.00	33.40	15.80	34.69	52.91	67.42	68.20	0.78	Peak
4	5498.86	33.40	15.87	34.70	89.24	103.81	-----	-----	Peak

Remarks: 1. Emission Level= Antenna Factor + Cable Loss + Reading - Amp Factor
 2. The emission levels that are 20dB below the official limit are not reported.

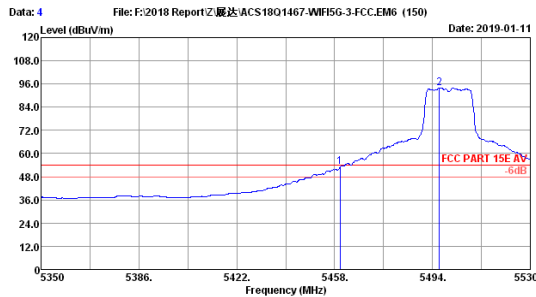


File: F:\2018 Report\2. 展达\ACS1801467-WIFI5G-3-FCC.EM6 (150) Date: 2019-01-11

Site no. : 3m Chamber Data no. : 3
 Dis. / Ant. : 3m 2018 MCTD1209-3007 Ant. pol. : VERTICAL
 Limit : FCC PART 15E AV Pre :
 Env. / Ins. : 23.4°C/52.9% Engineer : Garry
 EUT : BCM dual band 2*2 WIFI M/N:50-0102-BC-22
 Power rating : AC 120V/60Hz
 Test Mode : 11a 5500MHz Tx Mode
 M/N :

No.	Freq. (MHz)	Ant. Factor (dB/m)	Cable Loss (dB)	AMP factor (dB)	Reading (dBuV)	Emission Level (dBuV/m)	Limits (dBuV/m)	Margin (dB)	Remark
1	5458.36	33.40	15.76	34.69	36.55	51.02	54.00	2.98	Average
2	5460.00	33.40	15.76	34.69	35.30	49.77	54.00	4.23	Average
3	5496.68	33.40	15.87	34.70	79.02	93.59	54.00	-39.59	Average

Remarks: 1. Emission Level= Antenna Factor + Cable Loss + Reading - Amp Factor
 2. The emission levels that are 20dB below the official limit are not reported.

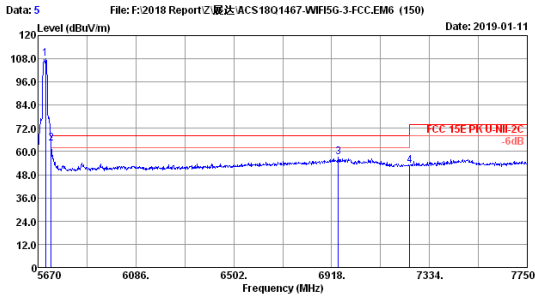


File: F:\2018 Report\2. 展达\ACS1801467-WIFI5G-3-FCC.EM6 (150) Date: 2019-01-11

Site no. : 3m Chamber Data no. : 4
 Dis. / Ant. : 3m 2018 MCTD1209-3006 Ant. pol. : HORIZONTAL
 Limit : FCC PART 15E AV Pre :
 Env. / Ins. : 23.4°C/52.9% Engineer : Garry
 EUT : BCM dual band 2*2 WIFI M/N:50-0102-BC-22
 Power rating : AC 120V/60Hz
 Test Mode : 11a 5500MHz Tx Mode
 M/N :

No.	Freq. (MHz)	Ant. Factor (dB/m)	Cable Loss (dB)	AMP factor (dB)	Reading (dBuV)	Emission Level (dBuV/m)	Limits (dBuV/m)	Margin (dB)	Remark
1	5460.00	33.05	15.76	34.69	38.97	53.09	54.00	0.91	Average
2	5496.52	32.90	15.87	34.70	79.95	94.02	54.00	-40.02	Average

Remarks: 1. Emission Level= Antenna Factor + Cable Loss + Reading - Amp Factor
 2. The emission levels that are 20dB below the official limit are not reported.

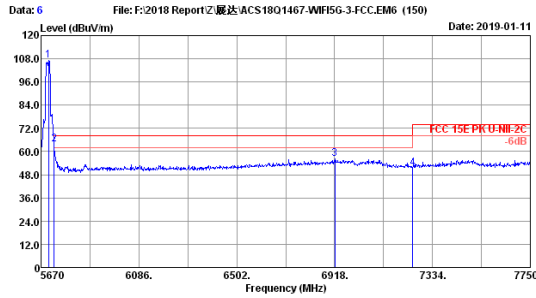


File: F:\2018 Report\Z-展达\ACS1801467-WIFI5G-3-FCC-EM6 (150) Date: 2019-01-11

Site no. : 3m Chamber Data no. : 5
 Dis. / Ant. : 3m 2018 MCTD1209-3006 Ant. pol. : HORIZONTAL
 Limit : FCC 15E PK U-NII-2C Pre :
 Env. / Ins. : 23.4°C/52.9% Engineer : Garry
 EUT : BCM dual band 2*2 WIFI M/N:50-0102-BC-22
 Power rating : AC 120V/60Hz
 Test Mode : 11a 5700MHz Tx Mode
 M/N :

No.	Freq. (MHz)	Ant. Factor (dB/m)	Cable Loss (dB)	AMP factor (dB)	Reading (dBuV)	Emission Level (dBuV/m)	Limits (dBuV/m)	Margin (dB)	Remark
1	5701.20	33.19	16.29	34.62	93.20	108.06	-----	-----	Peak
2	5725.00	33.21	16.33	34.61	49.06	63.99	68.20	4.21	Peak
3	6947.12	35.78	18.42	34.41	37.17	56.96	68.20	11.24	Peak
4	7250.00	36.06	18.70	34.48	32.48	52.76	68.20	15.44	Peak

Remarks: 1. Emission Level= Antenna Factor + Cable Loss + Reading - Amp Factor
 2. The emission levels that are 20dB below the official limit are not reported.

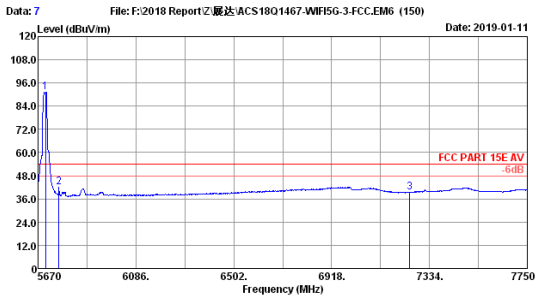


File: F:\2018 Report\Z-展达\ACS1801467-WIFI5G-3-FCC-EM6 (150) Date: 2019-01-11

Site no. : 3m Chamber Data no. : 6
 Dis. / Ant. : 3m 2018 MCTD1209-3006 Ant. pol. : VERTICAL
 Limit : FCC 15E PK U-NII-2C Pre :
 Env. / Ins. : 23.4°C/52.9% Engineer : Garry
 EUT : BCM dual band 2*2 WIFI M/N:50-0102-BC-22
 Power rating : AC 120V/60Hz
 Test Mode : 11a 5700MHz Tx Mode
 M/N :

No.	Freq. (MHz)	Ant. Factor (dB/m)	Cable Loss (dB)	AMP factor (dB)	Reading (dBuV)	Emission Level (dBuV/m)	Limits (dBuV/m)	Margin (dB)	Remark
1	5701.20	33.19	16.29	34.62	92.15	107.01	-----	-----	Peak
2	5725.00	33.21	16.33	34.61	48.79	63.72	68.20	4.48	Peak
3	6920.08	35.69	18.36	34.41	36.48	56.12	68.20	12.08	Peak
4	7250.00	36.06	18.70	34.48	30.98	51.26	68.20	16.94	Peak

Remarks: 1. Emission Level= Antenna Factor + Cable Loss + Reading - Amp Factor
 2. The emission levels that are 20dB below the official limit are not reported.

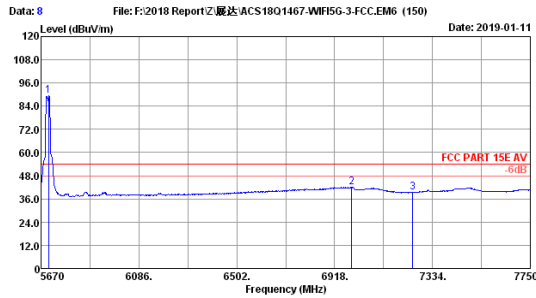


File: F:\2018 Report\Z-展达\ACS1801467-WIFI5G-3-FCC-EM6 (150) Date: 2019-01-11

Site no. : 3m Chamber Data no. : 7
 Dis. / Ant. : 3m 2018 MCTD1209-3006 Ant. pol. : VERTICAL
 Limit : FCC PART 15E AV Pre :
 Env. / Ins. : 23.4°C/52.9% Engineer : Garry
 EUT : BCM dual band 2*2 WIFI M/N:50-0102-BC-22
 Power rating : AC 120V/60Hz
 Test Mode : 11a 5700MHz Tx Mode
 M/N :

No.	Freq. (MHz)	Ant. Factor (dB/m)	Cable Loss (dB)	AMP factor (dB)	Reading (dBuV)	Emission Level (dBuV/m)	Limits (dBuV/m)	Margin (dB)	Remark
1	5701.20	33.19	16.29	34.62	76.40	91.26	54.00	-37.26	Average
2	5759.44	33.26	16.40	34.59	26.90	41.97	54.00	12.03	Average
3	7250.80	36.06	18.70	34.48	19.19	39.47	54.00	14.53	Average

Remarks: 1. Emission Level= Antenna Factor + Cable Loss + Reading - Amp Factor
 2. The emission levels that are 20dB below the official limit are not reported.

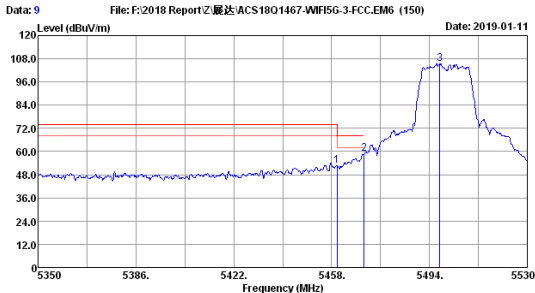


File: F:\2018 Report\Z-展达\ACS1801467-WIFI5G-3-FCC-EM6 (150) Date: 2019-01-11

Site no. : 3m Chamber Data no. : 8
 Dis. / Ant. : 3m 2018 MCTD1209-3006 Ant. pol. : HORIZONTAL
 Limit : FCC PART 15E AV Pre :
 Env. / Ins. : 23.4°C/52.9% Engineer : Garry
 EUT : BCM dual band 2*2 WIFI M/N:50-0102-BC-22
 Power rating : AC 120V/60Hz
 Test Mode : 11a 5700MHz Tx Mode
 M/N :

No.	Freq. (MHz)	Ant. Factor (dB/m)	Cable Loss (dB)	AMP factor (dB)	Reading (dBuV)	Emission Level (dBuV/m)	Limits (dBuV/m)	Margin (dB)	Remark
1	5701.20	33.19	16.29	34.62	74.43	89.29	54.00	-35.29	Average
2	6990.80	35.86	18.47	34.40	22.19	42.12	54.00	11.88	Average
3	7250.80	36.06	18.70	34.48	19.16	39.44	54.00	14.56	Average

Remarks: 1. Emission Level= Antenna Factor + Cable Loss + Reading - Amp Factor
 2. The emission levels that are 20dB below the official limit are not reported.

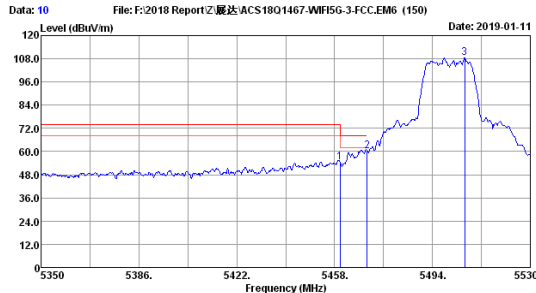


File: F:\2018 Report\Z-展达\ACS1801467-WIFI5G-3-FCC-EM6 (150) Date: 2019-01-11

Site no. : 3m Chamber Data no. : 9
 Dis. / Ant. : 3m 2018 MCTD1209-3006 Ant. pol. : VERTICAL
 Limit : FCC 15E PK U-NII-2C Pre :
 Env. / Ins. : 23.4°C/52.9% Engineer : Garry
 EUT : BCM dual band 2*2 WIFI M/N:50-0102-BC-22
 Power rating : AC 120V/60Hz
 Test Mode : 11nHT20 5500MHz Tx Mode
 M/N :

No.	Freq. (MHz)	Ant. Factor (dB/m)	Cable Loss (dB)	AMP factor (dB)	Reading (dBuV)	Emission Level (dBuV/m)	Limits (dBuV/m)	Margin (dB)	Remark
1	5460.00	33.05	15.76	34.69	38.74	52.86	68.20	15.34	Peak
2	5470.00	33.00	15.80	34.69	44.63	58.74	68.20	9.46	Peak
3	5497.78	32.90	15.87	34.70	91.44	105.51			Peak

Remarks: 1. Emission Level= Antenna Factor + Cable Loss + Reading - Amp Factor
 2. The emission levels that are 20dB below the official limit are not reported.

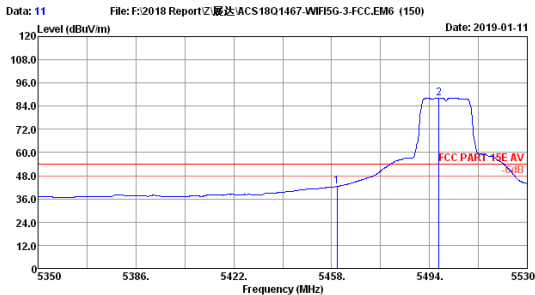


File: F:\2018 Report\Z-展达\ACS1801467-WIFI5G-3-FCC-EM6 (150) Date: 2019-01-11

Site no. : 3m Chamber Data no. : 10
 Dis. / Ant. : 3m 2018 MCTD1209-3006 Ant. pol. : HORIZONTAL
 Limit : FCC 15E PK U-NII-2C Pre :
 Env. / Ins. : 23.4°C/52.9% Engineer : Garry
 EUT : BCM dual band 2*2 WIFI M/N:50-0102-BC-22
 Power rating : AC 120V/60Hz
 Test Mode : 11nHT20 5500MHz Tx Mode
 M/N :

No.	Freq. (MHz)	Ant. Factor (dB/m)	Cable Loss (dB)	AMP factor (dB)	Reading (dBuV)	Emission Level (dBuV/m)	Limits (dBuV/m)	Margin (dB)	Remark
1	5460.00	33.05	15.76	34.69	40.18	54.30	68.20	13.90	Peak
2	5470.00	33.00	15.80	34.69	46.19	60.30	68.20	7.90	Peak
3	5505.88	32.90	15.87	34.69	94.29	108.37			Peak

Remarks: 1. Emission Level= Antenna Factor + Cable Loss + Reading - Amp Factor
 2. The emission levels that are 20dB below the official limit are not reported.

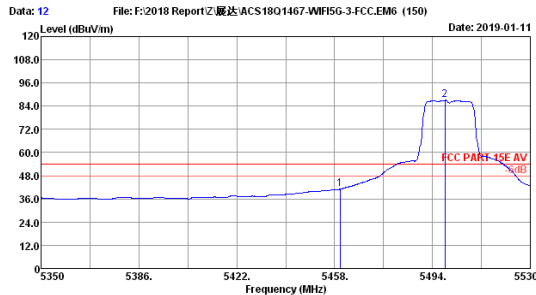


File: F:\2018 Report\Z-展达\ACS1801467-WIFI5G-3-FCC-EM6 (150) Date: 2019-01-11

Site no. : 3m Chamber Data no. : 11
 Dis. / Ant. : 3m 2018 MCTD1209-3006 Ant. pol. : HORIZONTAL
 Limit : FCC PART 15E AV Pre :
 Env. / Ins. : 23.4°C/52.9% Engineer : Garry
 EUT : BCM dual band 2*2 WIFI M/N:50-0102-BC-22
 Power rating : AC 120V/60Hz
 Test Mode : 11nHT20 5500MHz Tx Mode
 M/N :

No.	Freq. (MHz)	Ant. Factor (dB/m)	Cable Loss (dB)	AMP factor (dB)	Reading (dBuV)	Emission Level (dBuV/m)	Limits (dBuV/m)	Margin (dB)	Remark
1	5460.00	33.05	15.76	34.69	28.28	42.40	54.00	11.60	Average
2	5497.42	32.90	15.87	34.70	74.15	88.22	54.00	-34.22	Average

Remarks: 1. Emission Level= Antenna Factor + Cable Loss + Reading - Amp Factor
 2. The emission levels that are 20dB below the official limit are not reported.

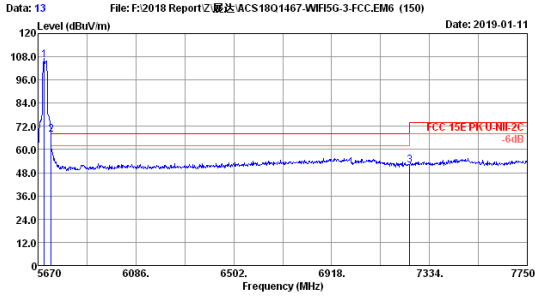


File: F:\2018 Report\Z-展达\ACS1801467-WIFI5G-3-FCC-EM6 (150) Date: 2019-01-11

Site no. : 3m Chamber Data no. : 12
 Dis. / Ant. : 3m 2018 MCTD1209-3006 Ant. pol. : VERTICAL
 Limit : FCC PART 15E AV Pre :
 Env. / Ins. : 23.4°C/52.9% Engineer : Garry
 EUT : BCM dual band 2*2 WIFI M/N:50-0102-BC-22
 Power rating : AC 120V/60Hz
 Test Mode : 11nHT20 5500MHz Tx Mode
 M/N :

No.	Freq. (MHz)	Ant. Factor (dB/m)	Cable Loss (dB)	AMP factor (dB)	Reading (dBuV)	Emission Level (dBuV/m)	Limits (dBuV/m)	Margin (dB)	Remark
1	5460.00	33.05	15.76	34.69	26.95	41.07	54.00	12.93	Average
2	5498.68	32.90	15.87	34.70	72.96	87.03	54.00	-33.03	Average

Remarks: 1. Emission Level= Antenna Factor + Cable Loss + Reading - Amp Factor
 2. The emission levels that are 20dB below the official limit are not reported.

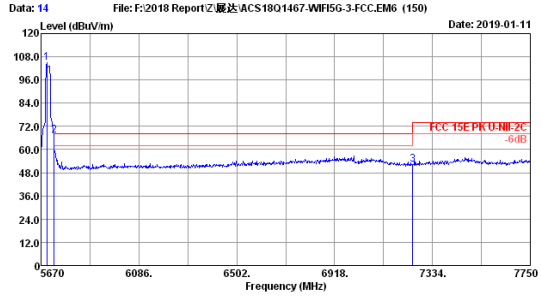


File: F:\2018 Report\Z-展达\ACS1801467-WIFI5G-3-FCC-EM6 (150)
Date: 2019-01-11

Site no. : 3m Chamber Data no. : 13
Dis. / Ant. : 3m 2018 MCTD1209-3006 Ant. pol. : VERTICAL
Limit : FCC 15E PK U-NII-2C Pre :
Env. / Ins. : 23.4°C/52.9% Engineer : Garry
EUT : BCM dual band 2*2 WIFI M/N:50-0102-BC-22
Power rating : AC 120V/60Hz
Test Mode : 11nHT20 5700MHz TX Mode
M/N :

No.	Freq. (MHz)	Ant. Factor (dB/m)	Cable Loss (dB)	AMP factor (dB)	Reading (dBuV)	Emission Level (dBuV/m)	Limits (dBuV/m)	Margin (dB)	Remark
1	5697.04	33.17	16.26	34.62	91.51	106.32	68.20	0.28	Peak
2	5725.00	33.21	16.33	34.61	52.99	67.92	68.20	0.28	Peak
3	7250.00	36.06	18.70	34.48	31.47	51.75	68.20	16.45	Peak

Remarks: 1. Emission Level= Antenna Factor + Cable Loss + Reading - Amp Factor
2. The emission levels that are 20dB below the official limit are not reported.

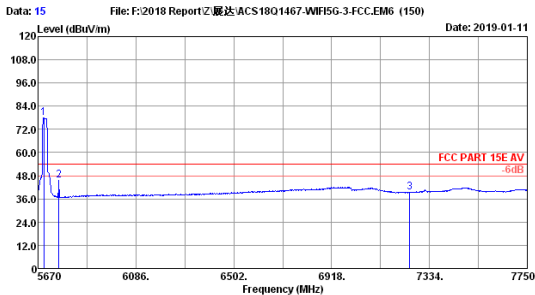


File: F:\2018 Report\Z-展达\ACS1801467-WIFI5G-3-FCC-EM6 (150)
Date: 2019-01-11

Site no. : 3m Chamber Data no. : 14
Dis. / Ant. : 3m 2018 MCTD1209-3006 Ant. pol. : HORIZONTAL
Limit : FCC 15E PK U-NII-2C Pre :
Env. / Ins. : 23.4°C/52.9% Engineer : Garry
EUT : BCM dual band 2*2 WIFI M/N:50-0102-BC-22
Power rating : AC 120V/60Hz
Test Mode : 11nHT20 5700MHz TX Mode
M/N :

No.	Freq. (MHz)	Ant. Factor (dB/m)	Cable Loss (dB)	AMP factor (dB)	Reading (dBuV)	Emission Level (dBuV/m)	Limits (dBuV/m)	Margin (dB)	Remark
1	5694.96	33.17	16.26	34.62	90.24	105.05	68.20	0.96	Peak
2	5725.00	33.21	16.33	34.61	52.31	67.24	68.20	0.96	Peak
3	7250.00	36.06	18.70	34.48	32.02	52.30	68.20	15.90	Peak

Remarks: 1. Emission Level= Antenna Factor + Cable Loss + Reading - Amp Factor
2. The emission levels that are 20dB below the official limit are not reported.

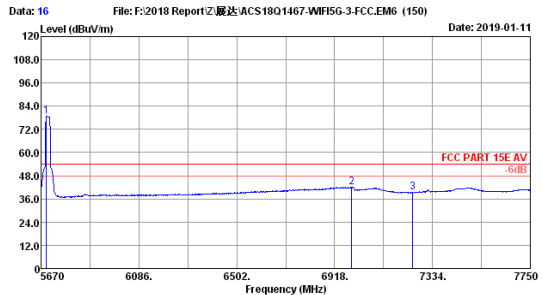


File: F:\2018 Report\Z-展达\ACS1801467-WIFI5G-3-FCC-EM6 (150)
Date: 2019-01-11

Site no. : 3m Chamber Data no. : 15
Dis. / Ant. : 3m 2018 MCTD1209-3006 Ant. pol. : VERTICAL
Limit : FCC PART 15E AV Pre :
Env. / Ins. : 23.4°C/52.9% Engineer : Garry
EUT : BCM dual band 2*2 WIFI M/N:50-0102-BC-22
Power rating : AC 120V/60Hz
Test Mode : 11nHT20 5700MHz TX Mode
M/N :

No.	Freq. (MHz)	Ant. Factor (dB/m)	Cable Loss (dB)	AMP factor (dB)	Reading (dBuV)	Emission Level (dBuV/m)	Limits (dBuV/m)	Margin (dB)	Remark
1	5694.96	33.17	16.26	34.62	63.10	77.91	54.00	-23.91	Average
2	5759.44	33.26	16.40	34.59	30.34	45.41	54.00	8.59	Average
3	7250.00	36.06	18.70	34.48	19.09	39.37	54.00	14.63	Average

Remarks: 1. Emission Level= Antenna Factor + Cable Loss + Reading - Amp Factor
2. The emission levels that are 20dB below the official limit are not reported.

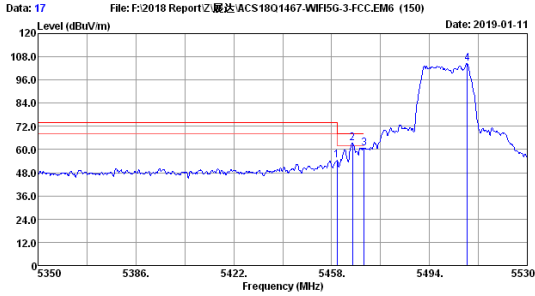


File: F:\2018 Report\Z-展达\ACS1801467-WIFI5G-3-FCC-EM6 (150)
Date: 2019-01-11

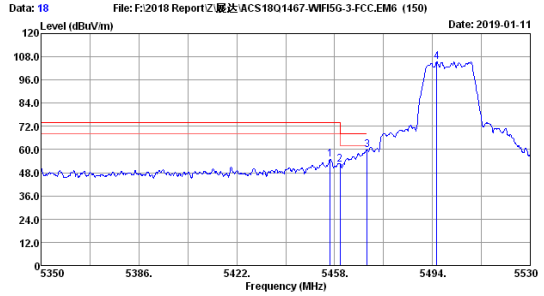
Site no. : 3m Chamber Data no. : 16
Dis. / Ant. : 3m 2018 MCTD1209-3006 Ant. pol. : HORIZONTAL
Limit : FCC PART 15E AV Pre :
Env. / Ins. : 23.4°C/52.9% Engineer : Garry
EUT : BCM dual band 2*2 WIFI M/N:50-0102-BC-22
Power rating : AC 120V/60Hz
Test Mode : 11nHT20 5700MHz TX Mode
M/N :

No.	Freq. (MHz)	Ant. Factor (dB/m)	Cable Loss (dB)	AMP factor (dB)	Reading (dBuV)	Emission Level (dBuV/m)	Limits (dBuV/m)	Margin (dB)	Remark
1	5692.88	33.17	16.26	34.62	64.17	78.98	54.00	-24.98	Average
2	6990.80	35.86	18.47	34.40	22.22	42.15	54.00	11.85	Average
3	7250.80	36.06	18.70	34.48	19.07	39.35	54.00	14.65	Average

Remarks: 1. Emission Level= Antenna Factor + Cable Loss + Reading - Amp Factor
2. The emission levels that are 20dB below the official limit are not reported.



Site no. : 3m Chamber Data no. : 17
 Dis. / Ant. : 3m 2018 MCTD1209-3006 Ant. pol. : HORIZONTAL
 Limit : FCC 15E PK U-NII-2C Pre :
 Env. / Ins. : 23.4°C/52.9% Engineer : Garry
 EUT : BCM dual band 2*2 WIFI M/N:50-0102-BC-22
 Power rating : AC 120V/60Hz
 Test Mode : 11acHT20 5500MHz Tx Mode
 M/N :



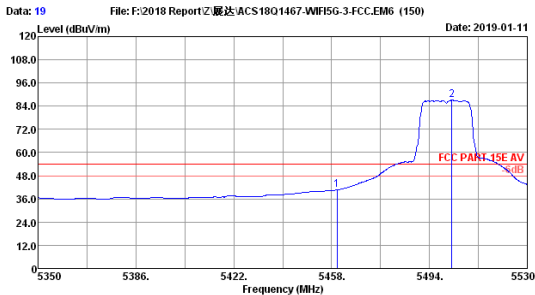
Site no. : 3m Chamber Data no. : 18
 Dis. / Ant. : 3m 2018 MCTD1209-3006 Ant. pol. : VERTICAL
 Limit : FCC 15E PK U-NII-2C Pre :
 Env. / Ins. : 23.4°C/52.9% Engineer : Garry
 EUT : BCM dual band 2*2 WIFI M/N:50-0102-BC-22
 Power rating : AC 120V/60Hz
 Test Mode : 11acHT20 5500MHz Tx Mode
 M/N :

No.	Freq. (MHz)	Ant. Factor (dB/m)	Cable Loss (dB)	AMP factor (dB)	Reading (dBuV)	Emission Level (dBuV/m)	Limits (dBuV/m)	Margin (dB)	Remark
1	5460.00	33.05	15.76	34.69	40.28	54.40	68.20	13.80	Peak
2	5465.74	33.00	15.80	34.69	49.16	63.27	68.20	4.93	Peak
3	5470.00	33.00	15.80	34.69	46.76	60.87	68.20	7.33	Peak
4	5507.86	32.90	15.87	34.69	90.41	104.49			Peak

Remarks: 1. Emission Level= Antenna Factor + Cable Loss + Reading - Amp Factor
 2. The emission levels that are 20dB below the official limit are not reported.

No.	Freq. (MHz)	Ant. Factor (dB/m)	Cable Loss (dB)	AMP factor (dB)	Reading (dBuV)	Emission Level (dBuV/m)	Limits (dBuV/m)	Margin (dB)	Remark
1	5456.38	33.05	15.76	34.69	40.96	55.08	74.00	18.92	Peak
2	5460.00	33.05	15.76	34.69	38.21	52.33	68.20	15.87	Peak
3	5470.00	33.00	15.80	34.69	45.59	59.70	68.20	8.50	Peak
4	5495.62	32.95	15.83	34.70	91.47	105.55			Peak

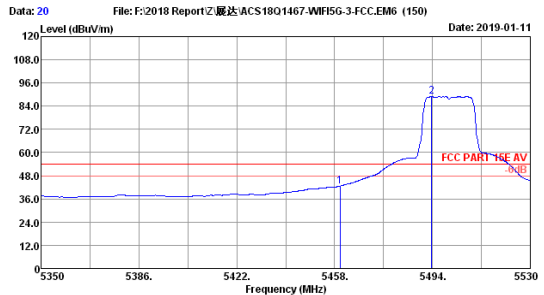
Remarks: 1. Emission Level= Antenna Factor + Cable Loss + Reading - Amp Factor
 2. The emission levels that are 20dB below the official limit are not reported.



Site no. : 3m Chamber Data no. : 19
 Dis. / Ant. : 3m 2018 MCTD1209-3006 Ant. pol. : VERTICAL
 Limit : FCC PART 15E AV Pre :
 Env. / Ins. : 23.4°C/52.9% Engineer : Garry
 EUT : BCM dual band 2*2 WIFI M/N:50-0102-BC-22
 Power rating : AC 120V/60Hz
 Test Mode : 11acHT20 5500MHz Tx Mode
 M/N :

No.	Freq. (MHz)	Ant. Factor (dB/m)	Cable Loss (dB)	AMP factor (dB)	Reading (dBuV)	Emission Level (dBuV/m)	Limits (dBuV/m)	Margin (dB)	Remark
1	5460.00	33.05	15.76	34.69	26.52	40.64	54.00	13.36	Average
2	5502.28	32.90	15.87	34.69	73.18	87.26	54.00	-33.26	Average

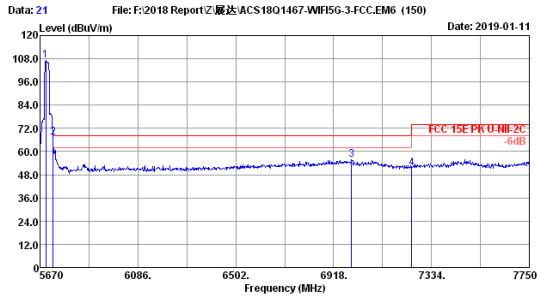
Remarks: 1. Emission Level= Antenna Factor + Cable Loss + Reading - Amp Factor
 2. The emission levels that are 20dB below the official limit are not reported.



Site no. : 3m Chamber Data no. : 20
 Dis. / Ant. : 3m 2018 MCTD1209-3006 Ant. pol. : HORIZONTAL
 Limit : FCC PART 15E AV Pre :
 Env. / Ins. : 23.4°C/52.9% Engineer : Garry
 EUT : BCM dual band 2*2 WIFI M/N:50-0102-BC-22
 Power rating : AC 120V/60Hz
 Test Mode : 11acHT20 5500MHz Tx Mode
 M/N :

No.	Freq. (MHz)	Ant. Factor (dB/m)	Cable Loss (dB)	AMP factor (dB)	Reading (dBuV)	Emission Level (dBuV/m)	Limits (dBuV/m)	Margin (dB)	Remark
1	5460.00	33.05	15.76	34.69	28.52	42.64	54.00	11.36	Average
2	5493.64	32.95	15.83	34.70	74.99	89.07	54.00	-35.07	Average

Remarks: 1. Emission Level= Antenna Factor + Cable Loss + Reading - Amp Factor
 2. The emission levels that are 20dB below the official limit are not reported.

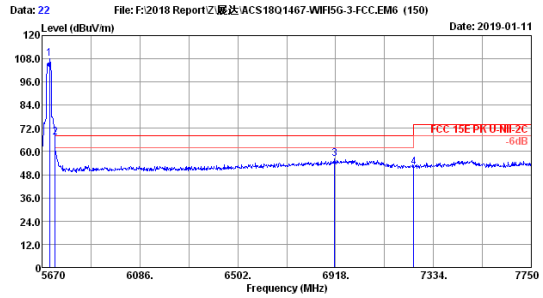


File: F:\2018 Report\2. 威达\ACS1801467-WIFI5G-3-FCC.EM6 (150) Date: 2019-01-11

Site no. : 3m Chamber Data no. : 21
 Dis. / Ant. : 3m 2018 MCTD1209-3006 Ant. pol. : HORIZONTAL
 Limit : FCC 15E PK U-NII-2C Pre :
 Env. / Ins. : 23.4°C/52.9% Engineer : Garry
 EUT : BCM dual band 2*2 WIFI M/N:50-0102-BC-22
 Power rating : AC 120V/60Hz
 Test Mode : 11acHT20 5700MHz Tx Mode
 M/N :

No.	Freq. (MHz)	Ant. Factor (dB/m)	Cable Loss (dB)	AMP factor (dB)	Reading (dBuV)	Emission Level (dBuV/m)	Limits (dBuV/m)	Margin (dB)	Remark
1	5694.96	33.17	16.26	34.62	92.31	107.12	68.20	38.92	Peak
2	5725.00	33.21	16.33	34.61	52.48	67.41	68.20	0.79	Peak
3	6994.96	35.90	18.50	34.40	35.71	55.71	68.20	12.49	Peak
4	7250.00	36.06	18.70	34.48	31.15	51.43	68.20	16.77	Peak

Remarks: 1. Emission Level= Antenna Factor + Cable Loss + Reading - Amp Factor
 2. The emission levels that are 20dB below the official limit are not reported.

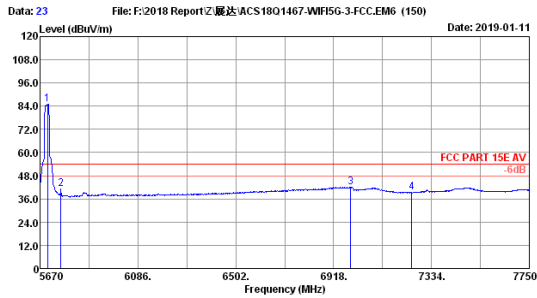


File: F:\2018 Report\2. 威达\ACS1801467-WIFI5G-3-FCC.EM6 (150) Date: 2019-01-11

Site no. : 3m Chamber Data no. : 22
 Dis. / Ant. : 3m 2018 MCTD1209-3006 Ant. pol. : VERTICAL
 Limit : FCC 15E PK U-NII-2C Pre :
 Env. / Ins. : 23.4°C/52.9% Engineer : Garry
 EUT : BCM dual band 2*2 WIFI M/N:50-0102-BC-22
 Power rating : AC 120V/60Hz
 Test Mode : 11acHT20 5700MHz Tx Mode
 M/N :

No.	Freq. (MHz)	Ant. Factor (dB/m)	Cable Loss (dB)	AMP factor (dB)	Reading (dBuV)	Emission Level (dBuV/m)	Limits (dBuV/m)	Margin (dB)	Remark
1	5701.20	33.19	16.29	34.62	93.15	108.01	68.20	39.81	Peak
2	5725.00	33.21	16.33	34.61	52.23	67.16	68.20	1.04	Peak
3	6913.84	35.69	18.36	34.41	36.60	56.24	68.20	11.96	Peak
4	7250.00	36.06	18.70	34.48	31.68	51.96	68.20	16.24	Peak

Remarks: 1. Emission Level= Antenna Factor + Cable Loss + Reading - Amp Factor
 2. The emission levels that are 20dB below the official limit are not reported.

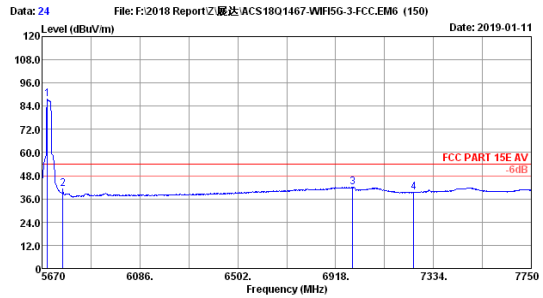


File: F:\2018 Report\2. 威达\ACS1801467-WIFI5G-3-FCC.EM6 (150) Date: 2019-01-11

Site no. : 3m Chamber Data no. : 23
 Dis. / Ant. : 3m 2018 MCTD1209-3006 Ant. pol. : VERTICAL
 Limit : FCC PART 15E AV Pre :
 Env. / Ins. : 23.4°C/52.9% Engineer : Garry
 EUT : BCM dual band 2*2 WIFI M/N:50-0102-BC-22
 Power rating : AC 120V/60Hz
 Test Mode : 11acHT20 5700MHz Tx Mode
 M/N :

No.	Freq. (MHz)	Ant. Factor (dB/m)	Cable Loss (dB)	AMP factor (dB)	Reading (dBuV)	Emission Level (dBuV/m)	Limits (dBuV/m)	Margin (dB)	Remark
1	5701.20	33.19	16.29	34.62	70.04	84.90	54.00	30.90	Average
2	5759.44	33.26	16.40	34.59	26.31	41.38	54.00	12.62	Average
3	6990.80	35.86	18.47	34.40	22.22	42.15	54.00	11.85	Average
4	7250.00	36.06	18.70	34.48	19.13	39.41	54.00	14.59	Average

Remarks: 1. Emission Level= Antenna Factor + Cable Loss + Reading - Amp Factor
 2. The emission levels that are 20dB below the official limit are not reported.

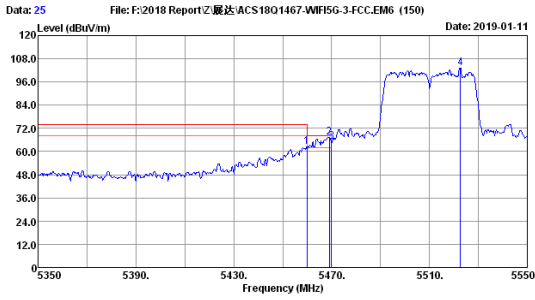


File: F:\2018 Report\2. 威达\ACS1801467-WIFI5G-3-FCC.EM6 (150) Date: 2019-01-11

Site no. : 3m Chamber Data no. : 24
 Dis. / Ant. : 3m 2018 MCTD1209-3006 Ant. pol. : HORIZONTAL
 Limit : FCC PART 15E AV Pre :
 Env. / Ins. : 23.4°C/52.9% Engineer : Garry
 EUT : BCM dual band 2*2 WIFI M/N:50-0102-BC-22
 Power rating : AC 120V/60Hz
 Test Mode : 11acHT20 5700MHz Tx Mode
 M/N :

No.	Freq. (MHz)	Ant. Factor (dB/m)	Cable Loss (dB)	AMP factor (dB)	Reading (dBuV)	Emission Level (dBuV/m)	Limits (dBuV/m)	Margin (dB)	Remark
1	5692.88	33.17	16.26	34.62	72.79	87.60	54.00	33.60	Average
2	5759.44	33.26	16.40	34.59	26.33	41.40	54.00	12.60	Average
3	6990.80	35.86	18.47	34.40	22.14	42.07	54.00	11.93	Average
4	7250.00	36.06	18.70	34.48	19.11	39.39	54.00	14.61	Average

Remarks: 1. Emission Level= Antenna Factor + Cable Loss + Reading - Amp Factor
 2. The emission levels that are 20dB below the official limit are not reported.

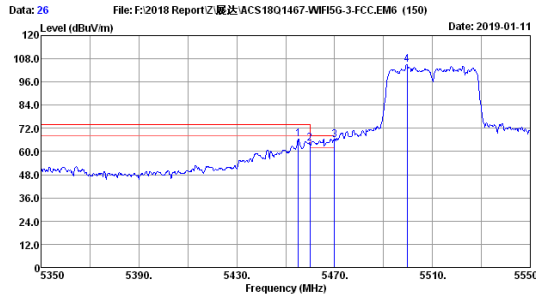


File: F:\2018 Report\Z-威达\ACS1801467-WIFI5G-3-FCC-EM6 (150)
Date: 2019-01-11

Site no. : 3m Chamber Data no. : 25
Dis. / Ant. : 3m 2018 MCTD1209-3006 Ant. pol. : VERTICAL
Limit : FCC 15E PK U-NII-2C Pre :
Env. / Ins. : 23.4°C/52.9% Engineer : Garry
EUT : BCM dual band 2*2 WIFI M/N:50-0102-BC-22
Power rating : AC 120V/60Hz
Test Mode : 11nHT40 5510MHz Tx Mode
M/N :

No.	Freq. (MHz)	Ant. Factor (dB/m)	Cable Loss (dB)	AMP factor (dB)	Reading (dBuV)	Emission Level (dBuV/m)	Limits (dBuV/m)	Margin (dB)	Remark
1	5460.00	33.05	15.76	34.69	48.50	62.62	68.20	5.58	Peak
2	5469.00	33.00	15.80	34.69	53.19	67.30	68.20	0.90	Peak
3	5470.00	33.00	15.80	34.69	50.94	65.05	68.20	3.15	Peak
4	5522.60	32.92	15.90	34.69	89.24	103.37			Peak

Remarks: 1. Emission Level= Antenna Factor + Cable Loss + Reading - Amp Factor
2. The emission levels that are 20dB below the official limit are not reported.

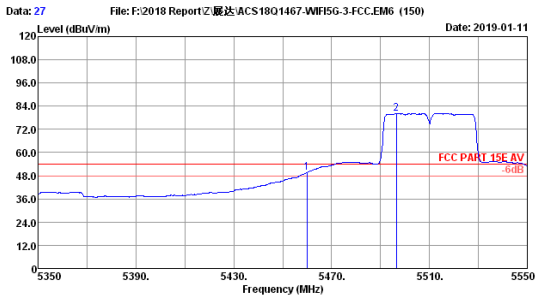


File: F:\2018 Report\Z-威达\ACS1801467-WIFI5G-3-FCC-EM6 (150)
Date: 2019-01-11

Site no. : 3m Chamber Data no. : 26
Dis. / Ant. : 3m 2018 MCTD1209-3006 Ant. pol. : HORIZONTAL
Limit : FCC 15E PK U-NII-2C Pre :
Env. / Ins. : 23.4°C/52.9% Engineer : Garry
EUT : BCM dual band 2*2 WIFI M/N:50-0102-BC-22
Power rating : AC 120V/60Hz
Test Mode : 11nHT40 5510MHz Tx Mode
M/N :

No.	Freq. (MHz)	Ant. Factor (dB/m)	Cable Loss (dB)	AMP factor (dB)	Reading (dBuV)	Emission Level (dBuV/m)	Limits (dBuV/m)	Margin (dB)	Remark
1	5455.20	33.05	15.76	34.69	52.20	66.32	74.00	7.68	Peak
2	5460.00	33.05	15.76	34.69	50.22	64.34	68.20	3.86	Peak
3	5470.00	33.00	15.80	34.69	52.06	66.17	68.20	2.03	Peak
4	5499.60	32.90	15.87	34.70	90.87	104.94			Peak

Remarks: 1. Emission Level= Antenna Factor + Cable Loss + Reading - Amp Factor
2. The emission levels that are 20dB below the official limit are not reported.

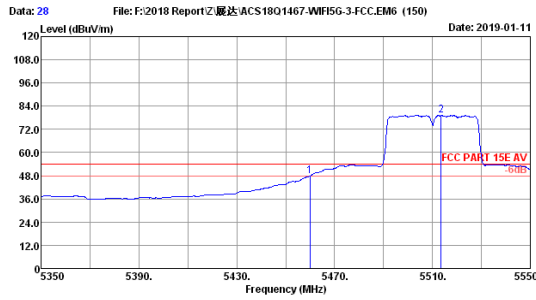


File: F:\2018 Report\Z-威达\ACS1801467-WIFI5G-3-FCC-EM6 (150)
Date: 2019-01-11

Site no. : 3m Chamber Data no. : 27
Dis. / Ant. : 3m 2018 MCTD1209-3006 Ant. pol. : HORIZONTAL
Limit : FCC PART 15E AV Pre :
Env. / Ins. : 23.4°C/52.9% Engineer : Garry
EUT : BCM dual band 2*2 WIFI M/N:50-0102-BC-22
Power rating : AC 120V/60Hz
Test Mode : 11nHT40 5510MHz Tx Mode
M/N :

No.	Freq. (MHz)	Ant. Factor (dB/m)	Cable Loss (dB)	AMP factor (dB)	Reading (dBuV)	Emission Level (dBuV/m)	Limits (dBuV/m)	Margin (dB)	Remark
1	5460.00	33.05	15.76	34.69	35.67	49.79	54.00	4.21	Average
2	5496.40	32.95	15.83	34.70	66.09	80.17	54.00	-26.17	Average

Remarks: 1. Emission Level= Antenna Factor + Cable Loss + Reading - Amp Factor
2. The emission levels that are 20dB below the official limit are not reported.

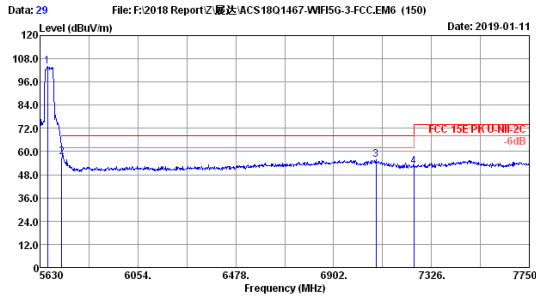


File: F:\2018 Report\Z-威达\ACS1801467-WIFI5G-3-FCC-EM6 (150)
Date: 2019-01-11

Site no. : 3m Chamber Data no. : 28
Dis. / Ant. : 3m 2018 MCTD1209-3006 Ant. pol. : VERTICAL
Limit : FCC PART 15E AV Pre :
Env. / Ins. : 23.4°C/52.9% Engineer : Garry
EUT : BCM dual band 2*2 WIFI M/N:50-0102-BC-22
Power rating : AC 120V/60Hz
Test Mode : 11nHT40 5510MHz Tx Mode
M/N :

No.	Freq. (MHz)	Ant. Factor (dB/m)	Cable Loss (dB)	AMP factor (dB)	Reading (dBuV)	Emission Level (dBuV/m)	Limits (dBuV/m)	Margin (dB)	Remark
1	5460.00	33.05	15.76	34.69	33.88	48.00	54.00	6.00	Average
2	5513.60	32.92	15.90	34.69	65.10	79.23	54.00	-25.23	Average

Remarks: 1. Emission Level= Antenna Factor + Cable Loss + Reading - Amp Factor
2. The emission levels that are 20dB below the official limit are not reported.

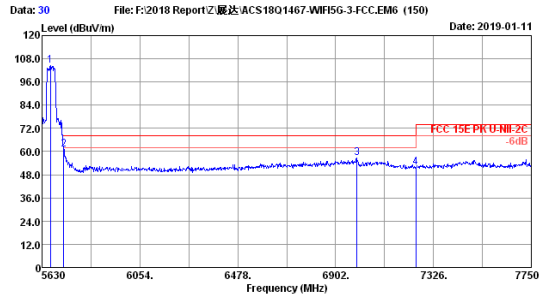


File: F:\2018 Report\Z-展达\ACS1801467-WIFI5G-3-FCC-EM6 (150) Date: 2019-01-11

Site no. : 3m Chamber Data no. : 29
 Dis. / Ant. : 3m 2018 MCTD1209-3006 Ant. pol. : VERTICAL
 Limit : FCC 15E PK U-NII-2C Pre :
 Env. / Ins. : 23.4°C/52.9% Engineer : Garry
 EUT : BCM dual band 2*2 WIFI M/N:50-0102-BC-22
 Power rating : AC 120V/60Hz
 Test Mode : 11nHT40 5670MHz TX Mode
 M/N :

No.	Freq. (MHz)	Ant. Factor (dB/m)	Cable Loss (dB)	AMP factor (dB)	Reading (dBuV)	Emission Level (dBuV/m)	Limits (dBuV/m)	Margin (dB)	Remark
1	5661.80	33.12	16.19	34.63	89.43	104.11	68.20	11.11	Peak
2	5725.00	33.21	16.33	34.61	42.16	57.09	68.20	11.11	Peak
3	7086.44	35.95	18.57	34.43	35.50	55.59	68.20	12.61	Peak
4	7250.00	36.06	18.70	34.48	32.02	52.30	68.20	15.90	Peak

Remarks: 1. Emission Level= Antenna Factor + Cable Loss + Reading - Amp Factor
 2. The emission levels that are 20dB below the official limit are not reported.

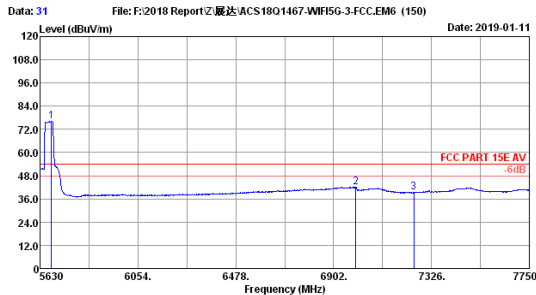


File: F:\2018 Report\Z-展达\ACS1801467-WIFI5G-3-FCC-EM6 (150) Date: 2019-01-11

Site no. : 3m Chamber Data no. : 30
 Dis. / Ant. : 3m 2018 MCTD1209-3006 Ant. pol. : HORIZONTAL
 Limit : FCC 15E PK U-NII-2C Pre :
 Env. / Ins. : 23.4°C/52.9% Engineer : Garry
 EUT : BCM dual band 2*2 WIFI M/N:50-0102-BC-22
 Power rating : AC 120V/60Hz
 Test Mode : 11nHT40 5670MHz TX Mode
 M/N :

No.	Freq. (MHz)	Ant. Factor (dB/m)	Cable Loss (dB)	AMP factor (dB)	Reading (dBuV)	Emission Level (dBuV/m)	Limits (dBuV/m)	Margin (dB)	Remark
1	5666.04	33.12	16.19	34.63	89.68	104.36	68.20	6.96	Peak
2	5725.00	33.21	16.33	34.61	46.31	61.24	68.20	6.96	Peak
3	6995.28	35.90	18.50	34.40	36.52	56.52	68.20	11.68	Peak
4	7250.00	36.06	18.70	34.48	31.62	51.90	68.20	16.30	Peak

Remarks: 1. Emission Level= Antenna Factor + Cable Loss + Reading - Amp Factor
 2. The emission levels that are 20dB below the official limit are not reported.

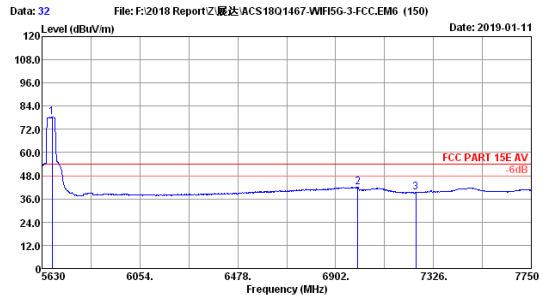


File: F:\2018 Report\Z-展达\ACS1801467-WIFI5G-3-FCC-EM6 (150) Date: 2019-01-11

Site no. : 3m Chamber Data no. : 31
 Dis. / Ant. : 3m 2018 MCTD1209-3006 Ant. pol. : HORIZONTAL
 Limit : FCC PART 15E AV Pre :
 Env. / Ins. : 23.4°C/52.9% Engineer : Garry
 EUT : BCM dual band 2*2 WIFI M/N:50-0102-BC-22
 Power rating : AC 120V/60Hz
 Test Mode : 11nHT40 5670MHz TX Mode
 M/N :

No.	Freq. (MHz)	Ant. Factor (dB/m)	Cable Loss (dB)	AMP factor (dB)	Reading (dBuV)	Emission Level (dBuV/m)	Limits (dBuV/m)	Margin (dB)	Remark
1	5678.76	33.14	16.22	34.63	61.41	76.14	54.00	-22.14	Average
2	6997.40	35.90	18.50	34.40	22.19	42.19	54.00	11.81	Average
3	7250.00	36.06	18.70	34.48	19.05	39.33	54.00	14.67	Average

Remarks: 1. Emission Level= Antenna Factor + Cable Loss + Reading - Amp Factor
 2. The emission levels that are 20dB below the official limit are not reported.



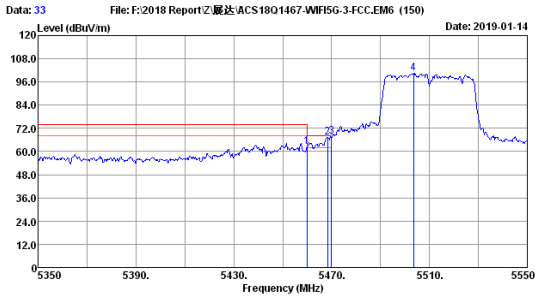
File: F:\2018 Report\Z-展达\ACS1801467-WIFI5G-3-FCC-EM6 (150) Date: 2019-01-11

Site no. : 3m Chamber Data no. : 32
 Dis. / Ant. : 3m 2018 MCTD1209-3006 Ant. pol. : VERTICAL
 Limit : FCC PART 15E AV Pre :
 Env. / Ins. : 23.4°C/52.9% Engineer : Garry
 EUT : BCM dual band 2*2 WIFI M/N:50-0102-BC-22
 Power rating : AC 120V/60Hz
 Test Mode : 11nHT40 5670MHz TX Mode
 M/N :

No.	Freq. (MHz)	Ant. Factor (dB/m)	Cable Loss (dB)	AMP factor (dB)	Reading (dBuV)	Emission Level (dBuV/m)	Limits (dBuV/m)	Margin (dB)	Remark
1	5674.52	33.14	16.22	34.63	63.62	78.35	54.00	-24.35	Average
2	6997.40	35.90	18.50	34.40	22.15	42.15	54.00	11.85	Average
3	7250.00	36.06	18.70	34.48	18.93	39.21	54.00	14.79	Average

Remarks: 1. Emission Level= Antenna Factor + Cable Loss + Reading - Amp Factor
 2. The emission levels that are 20dB below the official limit are not reported.

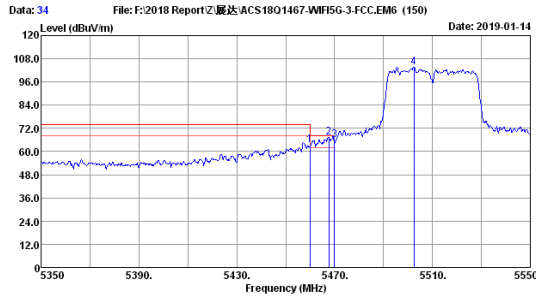
FCC ID: XVG500102BC22



Site no. : 3m Chamber Data no. : 33
 Dis. / Ant. : 3m 2018 MCTD1209-3006 Ant. pol. : HORIZONTAL
 Limit : FCC 15E PK U-NII-2C Pre :
 Env. / Ins. : 23.4°C/52.9% Engineer : Garry
 EUT : BCM dual band 2*2 WIFI M/N:50-0102-BC-22
 Power rating : AC 120V/60Hz
 Test Mode : 11acHT40 5510MHz Tx Mode
 M/N :

No.	Freq. (MHz)	Ant. Factor (dB/m)	Cable Loss (dB)	AMP factor (dB)	Reading (dBuV)	Emission Level (dBuV/m)	Limits (dBuV/m)	Margin (dB)	Remark
1	5460.00	33.05	15.76	34.69	48.34	62.46	68.20	5.74	Peak
2	5468.40	33.00	15.80	34.69	53.38	67.49	68.20	0.71	Peak
3	5470.00	33.00	15.80	34.69	53.53	67.64	68.20	0.56	Peak
4	5502.60	32.90	15.87	34.69	86.38	100.46			Peak

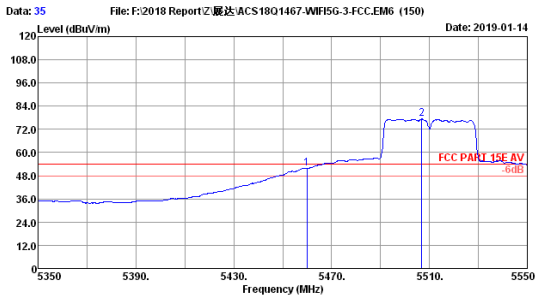
Remarks: 1. Emission Level= Antenna Factor + Cable Loss + Reading - Amp Factor
 2. The emission levels that are 20dB below the official limit are not reported.



Site no. : 3m Chamber Data no. : 34
 Dis. / Ant. : 3m 2018 MCTD1209-3006 Ant. pol. : VERTICAL
 Limit : FCC 15E PK U-NII-2C Pre :
 Env. / Ins. : 23.4°C/52.9% Engineer : Garry
 EUT : BCM dual band 2*2 WIFI M/N:50-0102-BC-22
 Power rating : AC 120V/60Hz
 Test Mode : 11acHT40 5510MHz Tx Mode
 M/N :

No.	Freq. (MHz)	Ant. Factor (dB/m)	Cable Loss (dB)	AMP factor (dB)	Reading (dBuV)	Emission Level (dBuV/m)	Limits (dBuV/m)	Margin (dB)	Remark
1	5460.00	33.05	15.76	30.98	45.59	63.42	68.20	4.78	Peak
2	5467.60	33.00	15.80	30.98	49.59	67.41	68.20	0.79	Peak
3	5470.00	33.00	15.80	30.98	48.03	65.85	68.20	2.35	Peak
4	5502.40	32.90	15.87	31.00	86.00	103.77			Peak

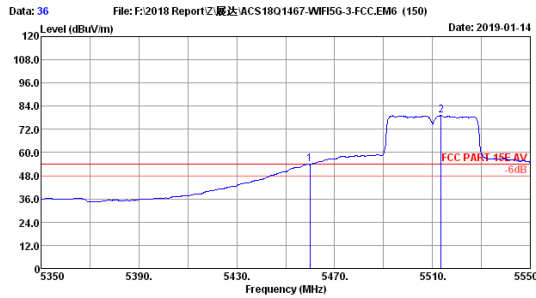
Remarks: 1. Emission Level= Antenna Factor + Cable Loss + Reading - Amp Factor
 2. The emission levels that are 20dB below the official limit are not reported.



Site no. : 3m Chamber Data no. : 35
 Dis. / Ant. : 3m 2018 MCTD1209-3006 Ant. pol. : VERTICAL
 Limit : FCC PART 15E AV Pre :
 Env. / Ins. : 23.4°C/52.9% Engineer : Garry
 EUT : BCM dual band 2*2 WIFI M/N:50-0102-BC-22
 Power rating : AC 120V/60Hz
 Test Mode : 11acHT40 5510MHz Tx Mode
 M/N :

No.	Freq. (MHz)	Ant. Factor (dB/m)	Cable Loss (dB)	AMP factor (dB)	Reading (dBuV)	Emission Level (dBuV/m)	Limits (dBuV/m)	Margin (dB)	Remark
1	5460.00	33.05	15.76	34.69	37.73	51.85	54.00	2.15	Average
2	5506.80	32.90	15.87	34.69	63.29	77.37	54.00	-23.37	Average

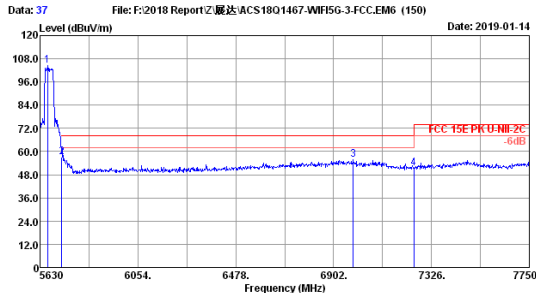
Remarks: 1. Emission Level= Antenna Factor + Cable Loss + Reading - Amp Factor
 2. The emission levels that are 20dB below the official limit are not reported.



Site no. : 3m Chamber Data no. : 36
 Dis. / Ant. : 3m 2018 MCTD1209-3006 Ant. pol. : HORIZONTAL
 Limit : FCC PART 15E AV Pre :
 Env. / Ins. : 23.4°C/52.9% Engineer : Garry
 EUT : BCM dual band 2*2 WIFI M/N:50-0102-BC-22
 Power rating : AC 120V/60Hz
 Test Mode : 11acHT40 5510MHz Tx Mode
 M/N :

No.	Freq. (MHz)	Ant. Factor (dB/m)	Cable Loss (dB)	AMP factor (dB)	Reading (dBuV)	Emission Level (dBuV/m)	Limits (dBuV/m)	Margin (dB)	Remark
1	5460.00	33.05	15.76	34.69	39.71	53.83	54.00	0.17	Average
2	5513.60	32.92	15.90	34.69	65.11	79.24	54.00	-25.24	Average

Remarks: 1. Emission Level= Antenna Factor + Cable Loss + Reading - Amp Factor
 2. The emission levels that are 20dB below the official limit are not reported.

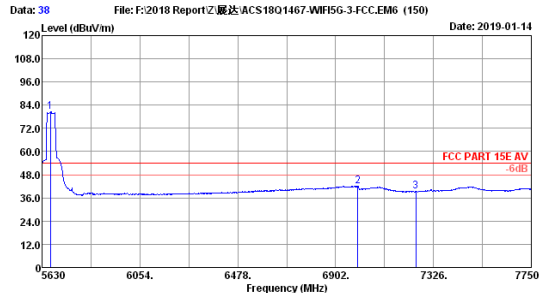


File: F:\2018 Report\Z\威达\ACS1801467-WIFI5G-3-FCC.EM6 (150) Date: 2019-01-14

Site no. : 3m Chamber Data no. : 37
 Dis. / Ant. : 3m 2018 MCTD1209-3006 Ant. pol. : VERTICAL
 Limit : FCC 15E PK U-NII-2C Pre :
 Env. / Ins. : 23.4°C/52.9% Engineer : Garry
 EUT : BCM dual band 2*2 WIFI M/N:50-0102-BC-22
 Power rating : AC 120V/60Hz
 Test Mode : 11acHT40 5670MHz Tx Mode
 M/N :

No.	Freq. (MHz)	Ant. Factor (dB/m)	Cable Loss (dB)	AMP factor (dB)	Reading (dBuV)	Emission Level (dBuV/m)	Limits (dBuV/m)	Margin (dB)	Remark
1	5661.80	33.12	16.19	34.63	89.71	104.39	-----	-----	Peak
2	5725.00	33.21	16.33	34.61	42.34	57.27	68.20	10.93	Peak
3	6986.80	35.86	18.47	34.40	35.76	55.69	68.20	12.51	Peak
4	7250.00	36.06	18.70	34.48	31.06	51.34	68.20	16.86	Peak

Remarks: 1. Emission Level= Antenna Factor + Cable Loss + Reading - Amp Factor
 2. The emission levels that are 20dB below the official limit are not reported.

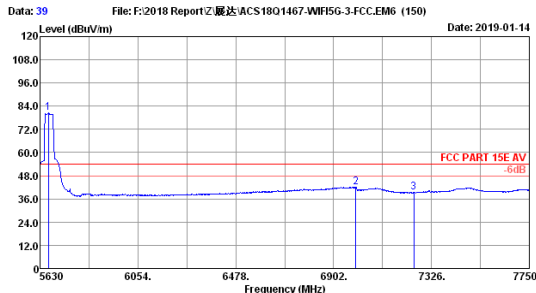


File: F:\2018 Report\Z\威达\ACS1801467-WIFI5G-3-FCC.EM6 (150) Date: 2019-01-14

Site no. : 3m Chamber Data no. : 38
 Dis. / Ant. : 3m 2018 MCTD1209-3006 Ant. pol. : VERTICAL
 Limit : FCC PART 15E AV Pre :
 Env. / Ins. : 23.4°C/52.9% Engineer : Garry
 EUT : BCM dual band 2*2 WIFI M/N:50-0102-BC-22
 Power rating : AC 120V/60Hz
 Test Mode : 11acHT40 5670MHz Tx Mode
 M/N :

No.	Freq. (MHz)	Ant. Factor (dB/m)	Cable Loss (dB)	AMP factor (dB)	Reading (dBuV)	Emission Level (dBuV/m)	Limits (dBuV/m)	Margin (dB)	Remark
1	5666.04	33.12	16.19	34.63	65.94	80.62	54.00	-26.62	Average
2	6997.40	35.90	18.50	34.40	22.18	42.18	54.00	11.82	Average
3	7250.00	36.06	18.70	34.48	18.95	39.23	54.00	14.77	Average

Remarks: 1. Emission Level= Antenna Factor + Cable Loss + Reading - Amp Factor
 2. The emission levels that are 20dB below the official limit are not reported.

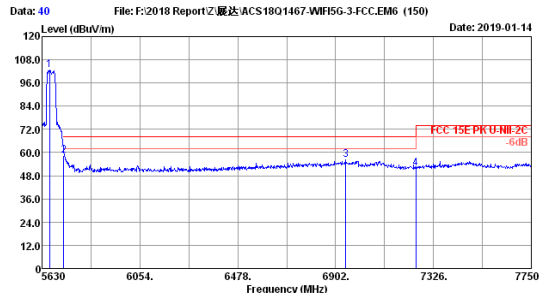


File: F:\2018 Report\Z\威达\ACS1801467-WIFI5G-3-FCC.EM6 (150) Date: 2019-01-14

Site no. : 3m Chamber Data no. : 39
 Dis. / Ant. : 3m 2018 MCTD1209-3006 Ant. pol. : HORIZONTAL
 Limit : FCC PART 15E AV Pre :
 Env. / Ins. : 23.4°C/52.9% Engineer : Garry
 EUT : BCM dual band 2*2 WIFI M/N:50-0102-BC-22
 Power rating : AC 120V/60Hz
 Test Mode : 11acHT40 5670MHz Tx Mode
 M/N :

No.	Freq. (MHz)	Ant. Factor (dB/m)	Cable Loss (dB)	AMP factor (dB)	Reading (dBuV)	Emission Level (dBuV/m)	Limits (dBuV/m)	Margin (dB)	Remark
1	5666.04	33.12	16.19	34.63	65.89	80.57	54.00	-26.57	Average
2	6997.40	35.90	18.50	34.40	22.18	42.18	54.00	11.82	Average
3	7249.68	36.06	18.70	34.48	18.95	39.23	54.00	14.77	Average

Remarks: 1. Emission Level= Antenna Factor + Cable Loss + Reading - Amp Factor
 2. The emission levels that are 20dB below the official limit are not reported.

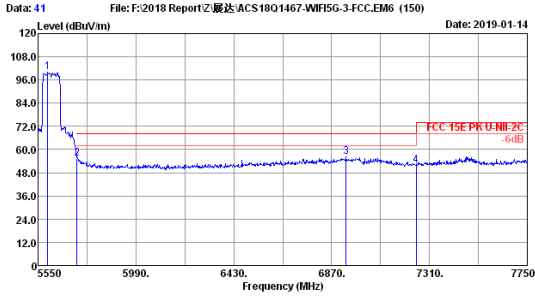


File: F:\2018 Report\Z\威达\ACS1801467-WIFI5G-3-FCC.EM6 (150) Date: 2019-01-14

Site no. : 3m Chamber Data no. : 40
 Dis. / Ant. : 3m 2018 MCTD1209-3006 Ant. pol. : HORIZONTAL
 Limit : FCC 15E PK U-NII-2C Pre :
 Env. / Ins. : 23.4°C/52.9% Engineer : Garry
 EUT : BCM dual band 2*2 WIFI M/N:50-0102-BC-22
 Power rating : AC 120V/60Hz
 Test Mode : 11acHT40 5670MHz Tx Mode
 M/N :

No.	Freq. (MHz)	Ant. Factor (dB/m)	Cable Loss (dB)	AMP factor (dB)	Reading (dBuV)	Emission Level (dBuV/m)	Limits (dBuV/m)	Margin (dB)	Remark
1	5661.80	33.12	16.19	34.63	88.15	102.83	-----	-----	Peak
2	5725.00	33.21	16.33	34.61	43.33	58.26	68.20	9.94	Peak
3	6946.52	35.78	18.42	34.41	36.66	56.45	68.20	11.75	Peak
4	7250.00	36.06	18.70	34.48	31.53	51.81	68.20	16.39	Peak

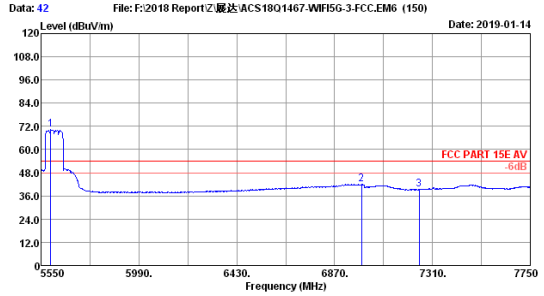
Remarks: 1. Emission Level= Antenna Factor + Cable Loss + Reading - Amp Factor
 2. The emission levels that are 20dB below the official limit are not reported.



Site no. : 3m Chamber Data no. : 41
 Dis. / Ant. : 3m 2018 MCTD1209-3006 Ant. pol. : HORIZONTAL
 Limit : FCC 15E PK U-NII-2C Pre :
 Env. / Ins. : 23.4°C/52.9% Engineer : Garry
 EUT : BCM dual band 2*2 WIFI M/N:50-0102-BC-22
 Power rating : AC 120V/60Hz
 Test Mode : 11acHT80 5610MHz Tx Mode
 M/N :

No.	Freq. (MHz)	Ant. Factor (dB/m)	Cable Loss (dB)	AMP factor (dB)	Reading (dBuV)	Emission Level (dBuV/m)	Limits (dBuV/m)	Margin (dB)	Remark
1	5594.00	33.02	16.05	34.66	85.86	100.27	60.00	40.27	Peak
2	5725.00	33.21	16.33	34.61	40.26	55.19	68.20	13.01	Peak
3	6936.00	35.73	18.39	34.41	36.39	56.10	68.20	12.10	Peak
4	7250.00	36.06	18.70	34.48	31.61	51.89	68.20	16.31	Peak

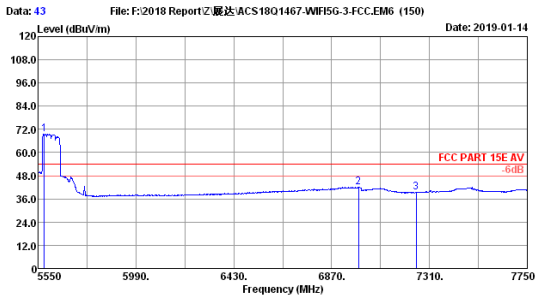
Remarks: 1. Emission Level= Antenna Factor + Cable Loss + Reading - Amp Factor
 2. The emission levels that are 20dB below the official limit are not reported.



Site no. : 3m Chamber Data no. : 42
 Dis. / Ant. : 3m 2018 MCTD1209-3006 Ant. pol. : HORIZONTAL
 Limit : FCC PART 15E AV Pre :
 Env. / Ins. : 23.4°C/52.9% Engineer : Garry
 EUT : BCM dual band 2*2 WIFI M/N:50-0102-BC-22
 Power rating : AC 120V/60Hz
 Test Mode : 11acHT80 5610MHz Tx Mode
 M/N :

No.	Freq. (MHz)	Ant. Factor (dB/m)	Cable Loss (dB)	AMP factor (dB)	Reading (dBuV)	Emission Level (dBuV/m)	Limits (dBuV/m)	Margin (dB)	Remark
1	5594.00	33.02	16.05	34.66	55.84	70.25	54.00	-16.25	Average
2	6991.00	35.86	18.47	34.40	22.14	42.07	54.00	11.93	Average
3	7250.00	36.06	18.70	34.48	19.00	39.28	54.00	14.72	Average

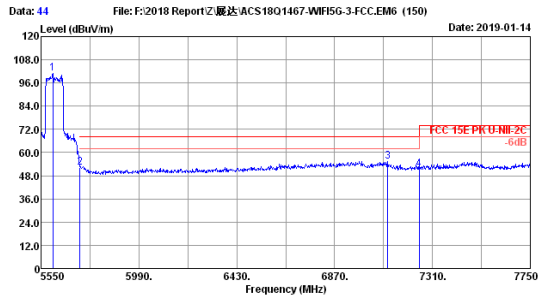
Remarks: 1. Emission Level= Antenna Factor + Cable Loss + Reading - Amp Factor
 2. The emission levels that are 20dB below the official limit are not reported.



Site no. : 3m Chamber Data no. : 43
 Dis. / Ant. : 3m 2018 MCTD1209-3006 Ant. pol. : VERTICAL
 Limit : FCC PART 15E AV Pre :
 Env. / Ins. : 23.4°C/52.9% Engineer : Garry
 EUT : BCM dual band 2*2 WIFI M/N:50-0102-BC-22
 Power rating : AC 120V/60Hz
 Test Mode : 11acHT80 5610MHz Tx Mode
 M/N :

No.	Freq. (MHz)	Ant. Factor (dB/m)	Cable Loss (dB)	AMP factor (dB)	Reading (dBuV)	Emission Level (dBuV/m)	Limits (dBuV/m)	Margin (dB)	Remark
1	5578.60	33.00	16.01	34.66	55.29	69.64	54.00	-15.64	Average
2	6991.00	35.86	18.47	34.40	22.13	42.06	54.00	11.94	Average
3	7250.00	36.06	18.70	34.48	19.01	39.29	54.00	14.71	Average

Remarks: 1. Emission Level= Antenna Factor + Cable Loss + Reading - Amp Factor
 2. The emission levels that are 20dB below the official limit are not reported.

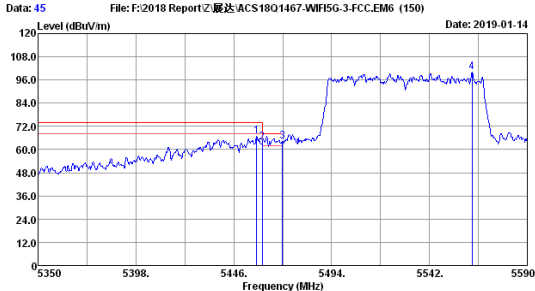


Site no. : 3m Chamber Data no. : 44
 Dis. / Ant. : 3m 2018 MCTD1209-3006 Ant. pol. : VERTICAL
 Limit : FCC 15E PK U-NII-2C Pre :
 Env. / Ins. : 23.4°C/52.9% Engineer : Garry
 EUT : BCM dual band 2*2 WIFI M/N:50-0102-BC-22
 Power rating : AC 120V/60Hz
 Test Mode : 11acHT80 5610MHz Tx Mode
 M/N :

No.	Freq. (MHz)	Ant. Factor (dB/m)	Cable Loss (dB)	AMP factor (dB)	Reading (dBuV)	Emission Level (dBuV/m)	Limits (dBuV/m)	Margin (dB)	Remark
1	5602.80	33.04	16.08	34.65	86.62	101.09	60.00	41.09	Peak
2	5725.00	33.21	16.33	34.61	37.47	52.40	68.20	15.80	Peak
3	7109.80	35.96	18.58	34.44	35.24	55.34	68.20	12.86	Peak
4	7250.00	36.06	18.70	34.48	31.25	51.53	68.20	16.67	Peak

Remarks: 1. Emission Level= Antenna Factor + Cable Loss + Reading - Amp Factor
 2. The emission levels that are 20dB below the official limit are not reported.

FCC ID: XVG500102BC22

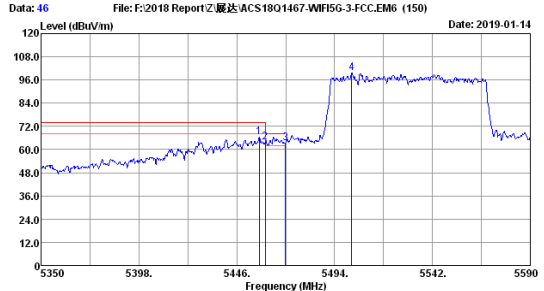


File: F:\2018 Report\Z-展达\ACS1801467-WIFI5G-3-FCC-EM6 (150)
Date: 2019-01-14

Site no. : 3m Chamber Data no. : 45
Dis. / Ant. : 3m 2018 MCTD1209-3006 Ant. pol. : VERTICAL
Limit : FCC 15E PK U-NII-2C Pre :
Env. / Ins. : 23.4°C/52.9% Engineer : Garry
EUT : BCM dual band 2*2 WIFI M/N:50-0102-BC-22
Power rating : AC 120V/60Hz
Test Mode : 11acHT80 5530MHz Tx Mode
M/N :

No.	Freq. (MHz)	Ant. Factor (dB/m)	Cable Loss (dB)	AMP factor (dB)	Reading (dBuV)	Emission Level (dBuV/m)	Limits (dBuV/m)	Margin (dB)	Remark
1	5457.28	33.05	15.76	34.69	52.57	66.69	74.00	7.31	Peak
2	5460.00	33.05	15.76	34.69	49.47	63.59	68.20	4.61	Peak
3	5470.00	33.00	15.80	34.69	50.03	64.14	68.20	4.06	Peak
4	5562.88	32.97	15.97	34.67	85.59	99.86			Peak

Remarks: 1. Emission Level= Antenna Factor + Cable Loss + Reading - Amp Factor
2. The emission levels that are 20dB below the official limit are not reported.

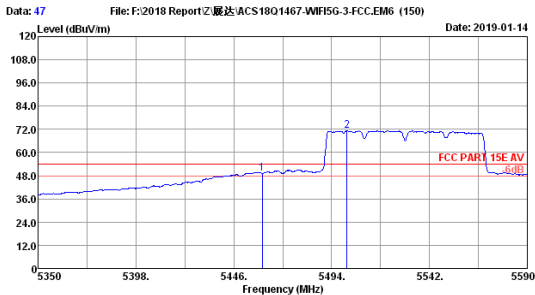


File: F:\2018 Report\Z-展达\ACS1801467-WIFI5G-3-FCC-EM6 (150)
Date: 2019-01-14

Site no. : 3m Chamber Data no. : 46
Dis. / Ant. : 3m 2018 MCTD1209-3006 Ant. pol. : HORIZONTAL
Limit : FCC 15E PK U-NII-2C Pre :
Env. / Ins. : 23.4°C/52.9% Engineer : Garry
EUT : BCM dual band 2*2 WIFI M/N:50-0102-BC-22
Power rating : AC 120V/60Hz
Test Mode : 11acHT80 5530MHz Tx Mode
M/N :

No.	Freq. (MHz)	Ant. Factor (dB/m)	Cable Loss (dB)	AMP factor (dB)	Reading (dBuV)	Emission Level (dBuV/m)	Limits (dBuV/m)	Margin (dB)	Remark
1	5457.04	33.05	15.76	34.69	52.16	66.28	74.00	7.72	Peak
2	5460.00	33.05	15.76	34.69	49.85	63.97	68.20	4.23	Peak
3	5470.00	33.00	15.80	34.69	49.27	63.38	68.20	4.82	Peak
4	5502.40	32.90	15.87	34.69	85.57	99.65			Peak

Remarks: 1. Emission Level= Antenna Factor + Cable Loss + Reading - Amp Factor
2. The emission levels that are 20dB below the official limit are not reported.

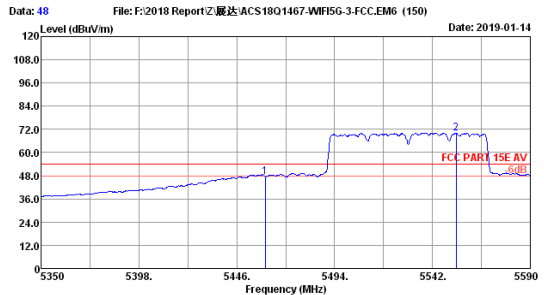


File: F:\2018 Report\Z-展达\ACS1801467-WIFI5G-3-FCC-EM6 (150)
Date: 2019-01-14

Site no. : 3m Chamber Data no. : 47
Dis. / Ant. : 3m 2018 MCTD1209-3006 Ant. pol. : HORIZONTAL
Limit : FCC PART 15E AV Pre :
Env. / Ins. : 23.4°C/52.9% Engineer : Garry
EUT : BCM dual band 2*2 WIFI M/N:50-0102-BC-22
Power rating : AC 120V/60Hz
Test Mode : 11acHT80 5530MHz Tx Mode
M/N :

No.	Freq. (MHz)	Ant. Factor (dB/m)	Cable Loss (dB)	AMP factor (dB)	Reading (dBuV)	Emission Level (dBuV/m)	Limits (dBuV/m)	Margin (dB)	Remark
1	5460.00	33.05	15.76	34.69	35.09	49.21	54.00	4.79	Average
2	5501.44	32.90	15.87	34.69	57.19	71.27	54.00	-17.27	Average

Remarks: 1. Emission Level= Antenna Factor + Cable Loss + Reading - Amp Factor
2. The emission levels that are 20dB below the official limit are not reported.



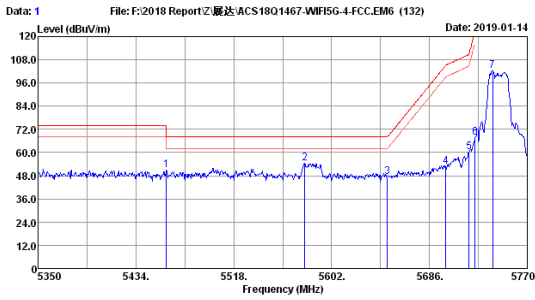
File: F:\2018 Report\Z-展达\ACS1801467-WIFI5G-3-FCC-EM6 (150)
Date: 2019-01-14

Site no. : 3m Chamber Data no. : 48
Dis. / Ant. : 3m 2018 MCTD1209-3006 Ant. pol. : VERTICAL
Limit : FCC PART 15E AV Pre :
Env. / Ins. : 23.4°C/52.9% Engineer : Garry
EUT : BCM dual band 2*2 WIFI M/N:50-0102-BC-22
Power rating : AC 120V/60Hz
Test Mode : 11acHT80 5530MHz Tx Mode
M/N :

No.	Freq. (MHz)	Ant. Factor (dB/m)	Cable Loss (dB)	AMP factor (dB)	Reading (dBuV)	Emission Level (dBuV/m)	Limits (dBuV/m)	Margin (dB)	Remark
1	5460.00	33.05	15.76	34.69	33.44	47.56	54.00	6.44	Average
2	5553.52	32.97	15.97	34.67	55.82	70.09	54.00	-16.09	Average

Remarks: 1. Emission Level= Antenna Factor + Cable Loss + Reading - Amp Factor
2. The emission levels that are 20dB below the official limit are not reported.

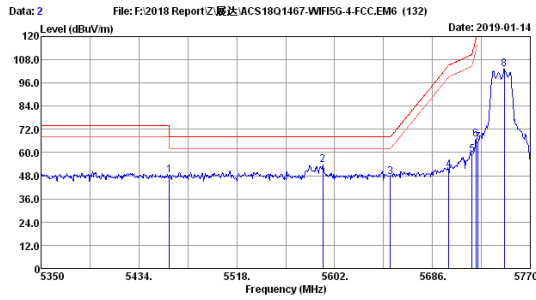
5745-5825MHz Band:



Site no. : 3m Chamber Data no. : 1
 Dis. / Ant. : 3m 2018 MCTD1209-3006 Ant. pol. : HORIZONTAL
 Limit : FCC 15E PK U-NII-3 Pre :
 Env. / Ins. : 23.4°C/52.9% Engineer : Garry
 EUT : BCM dual band 2*2 WIFI M/N:50-0102-BC-22
 Power rating : AC 120V/60Hz
 Test Mode : 11a 5745MHz Tx Mode
 M/N :

No.	Freq. (MHz)	Ant. Factor (dB/m)	Cable Loss (dB)	AMP factor (dB)	Reading (dBuV)	Emission Level (dBuV/m)	Limits (dBuV/m)	Margin (dB)	Remark
1	5460.00	33.05	15.76	34.69	36.66	50.78	68.20	17.42	Peak
2	5570.90	33.00	16.01	34.66	40.24	54.59	68.20	13.61	Peak
3	5650.00	33.12	16.19	34.64	32.84	47.51	68.20	20.69	Peak
4	5700.00	33.17	16.26	34.62	37.81	52.62	105.20	52.58	Peak
5	5720.00	33.21	16.33	34.61	45.49	60.42	110.80	50.38	Peak
6	5725.00	33.21	16.33	34.61	52.94	67.87	122.80	54.93	Peak
7	5740.18	33.24	16.37	34.60	87.25	102.26	-----	-----	Peak

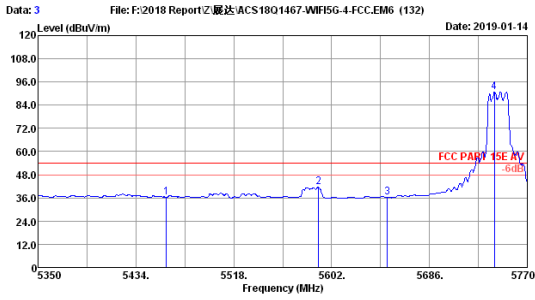
Remarks: 1. Emission Level= Antenna Factor + Cable Loss + Reading - Amp Factor
 2. The emission levels that are 20dB below the official limit are not reported.



Site no. : 3m Chamber Data no. : 2
 Dis. / Ant. : 3m 2018 MCTD1209-3006 Ant. pol. : VERTICAL
 Limit : FCC 15E PK U-NII-3 Pre :
 Env. / Ins. : 23.4°C/52.9% Engineer : Garry
 EUT : BCM dual band 2*2 WIFI M/N:50-0102-BC-22
 Power rating : AC 120V/60Hz
 Test Mode : 11a 5745MHz Tx Mode
 M/N :

No.	Freq. (MHz)	Ant. Factor (dB/m)	Cable Loss (dB)	AMP factor (dB)	Reading (dBuV)	Emission Level (dBuV/m)	Limits (dBuV/m)	Margin (dB)	Remark
1	5460.00	33.05	15.76	34.69	34.13	48.25	68.20	19.95	Peak
2	5591.92	33.02	16.05	34.66	39.19	53.60	68.20	14.60	Peak
3	5650.00	33.12	16.19	34.64	32.92	47.59	68.20	20.61	Peak
4	5700.00	33.17	16.26	34.62	36.13	50.94	105.20	54.26	Peak
5	5720.02	33.21	16.33	34.61	44.01	58.94	110.85	51.91	Peak
6	5723.38	33.21	16.33	34.61	52.01	66.94	116.91	51.97	Peak
7	5725.00	33.21	16.33	34.61	50.29	65.22	122.80	57.58	Peak
8	5747.74	33.24	16.37	34.60	88.21	103.22	-----	-----	Peak

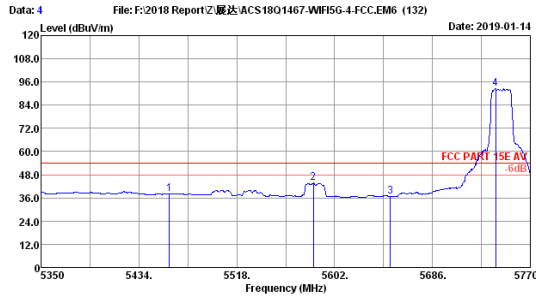
Remarks: 1. Emission Level= Antenna Factor + Cable Loss + Reading - Amp Factor
 2. The emission levels that are 20dB below the official limit are not reported.



Site no. : 3m Chamber Data no. : 3
 Dis. / Ant. : 3m 2018 MCTD1209-3006 Ant. pol. : VERTICAL
 Limit : FCC PART 15E AV Pre :
 Env. / Ins. : 23.4°C/52.9% Engineer : Garry
 EUT : BCM dual band 2*2 WIFI M/N:50-0102-BC-22
 Power rating : AC 120V/60Hz
 Test Mode : 11a 5745MHz Tx Mode
 M/N :

No.	Freq. (MHz)	Ant. Factor (dB/m)	Cable Loss (dB)	AMP factor (dB)	Reading (dBuV)	Emission Level (dBuV/m)	Limits (dBuV/m)	Margin (dB)	Remark
1	5460.04	33.05	15.76	34.69	22.31	36.43	54.00	17.57	Average
2	5590.66	33.02	16.05	34.66	27.06	41.47	54.00	12.53	Average
3	5650.00	33.12	16.19	34.64	21.56	36.23	54.00	17.77	Average
4	5741.86	33.24	16.37	34.60	75.93	90.94	54.00	-36.94	Average

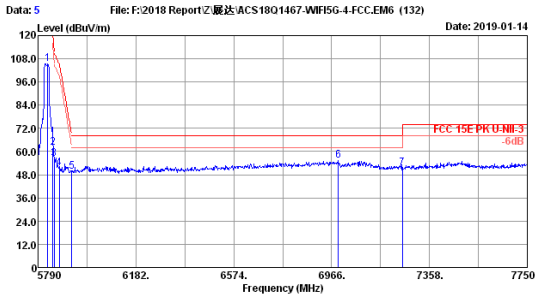
Remarks: 1. Emission Level= Antenna Factor + Cable Loss + Reading - Amp Factor
 2. The emission levels that are 20dB below the official limit are not reported.



Site no. : 3m Chamber Data no. : 4
 Dis. / Ant. : 3m 2018 MCTD1209-3006 Ant. pol. : HORIZONTAL
 Limit : FCC PART 15E AV Pre :
 Env. / Ins. : 23.4°C/52.9% Engineer : Garry
 EUT : BCM dual band 2*2 WIFI M/N:50-0102-BC-22
 Power rating : AC 120V/60Hz
 Test Mode : 11a 5745MHz Tx Mode
 M/N :

No.	Freq. (MHz)	Ant. Factor (dB/m)	Cable Loss (dB)	AMP factor (dB)	Reading (dBuV)	Emission Level (dBuV/m)	Limits (dBuV/m)	Margin (dB)	Remark
1	5460.00	33.05	15.76	34.69	23.81	37.93	54.00	16.07	Average
2	5583.94	33.02	16.05	34.66	29.21	43.62	54.00	10.38	Average
3	5650.00	33.12	16.19	34.64	22.02	36.89	54.00	17.11	Average
4	5740.18	33.24	16.37	34.60	77.41	92.42	54.00	-38.42	Average

Remarks: 1. Emission Level= Antenna Factor + Cable Loss + Reading - Amp Factor
 2. The emission levels that are 20dB below the official limit are not reported.

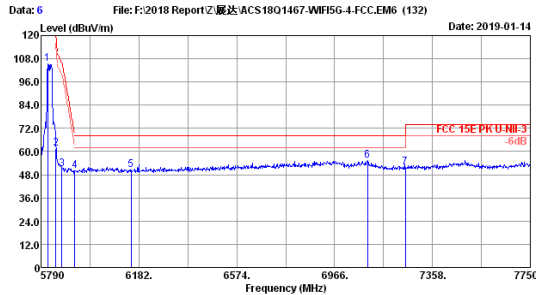


File: F:\2018 Report\Z-测试\ACS1801467-WIFI5G-4-FCC-EM6 (132) Date: 2019-01-14

Site no. : 3m Chamber Data no. : 5
 Dis. / Ant. : 3m 2018 MCTD1209-3006 Ant. pol. : HORIZONTAL
 Limit : FCC 15E PK U-NII-3 Pre :
 Env. / Ins. : 23.4°C/52.9% Engineer : Garry
 EUT : BCM dual band 2*2 WIFI M/N:50-0102-BC-22
 Power rating : AC 120V/60Hz
 Test Mode : 11a 5825MHz Tx Mode
 M/N :

No.	Freq. (MHz)	Ant. Factor (dB/m)	Cable Loss (dB)	AMP factor (dB)	Reading (dBuV)	Emission Level (dBuV/m)	Limits (dBuV/m)	Margin (dB)	Remark
1	5829.20	33.36	16.54	34.57	90.25	105.58	-----	-----	Peak
2	5850.00	33.38	16.58	34.56	46.76	62.16	122.20	60.04	Peak
3	5855.00	33.41	16.62	34.56	40.76	56.23	110.80	54.57	Peak
4	5875.00	33.43	16.65	34.55	35.73	51.26	105.20	53.94	Peak
5	5925.24	33.50	16.76	34.53	33.82	49.55	68.20	18.65	Peak
6	6993.44	35.90	18.50	34.40	35.54	55.54	68.20	12.66	Peak
7	7250.00	36.06	18.70	34.48	31.01	51.29	68.20	16.91	Peak

Remarks: 1. Emission Level= Antenna Factor + Cable Loss + Reading - Amp Factor
 2. The emission levels that are 20dB below the official limit are not reported.

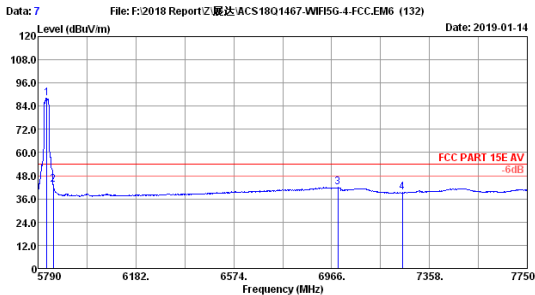


File: F:\2018 Report\Z-测试\ACS1801467-WIFI5G-4-FCC-EM6 (132) Date: 2019-01-14

Site no. : 3m Chamber Data no. : 6
 Dis. / Ant. : 3m 2018 MCTD1209-3006 Ant. pol. : VERTICAL
 Limit : FCC 15E PK U-NII-3 Pre :
 Env. / Ins. : 23.4°C/52.9% Engineer : Garry
 EUT : BCM dual band 2*2 WIFI M/N:50-0102-BC-22
 Power rating : AC 120V/60Hz
 Test Mode : 11a 5825MHz Tx Mode
 M/N :

No.	Freq. (MHz)	Ant. Factor (dB/m)	Cable Loss (dB)	AMP factor (dB)	Reading (dBuV)	Emission Level (dBuV/m)	Limits (dBuV/m)	Margin (dB)	Remark
1	5817.44	33.33	16.51	34.57	90.21	105.48	-----	-----	Peak
2	5850.00	33.38	16.58	34.56	46.30	61.70	122.20	60.50	Peak
3	5874.28	33.43	16.65	34.55	35.21	50.74	105.40	54.66	Peak
4	5925.24	33.50	16.76	34.53	34.46	50.19	68.20	18.01	Peak
5	6150.64	33.93	17.14	34.48	34.05	50.64	68.20	17.56	Peak
6	7097.32	35.96	18.58	34.43	35.13	55.24	68.20	12.96	Peak
7	7250.00	36.06	18.70	34.48	31.50	51.78	68.20	16.42	Peak

Remarks: 1. Emission Level= Antenna Factor + Cable Loss + Reading - Amp Factor
 2. The emission levels that are 20dB below the official limit are not reported.

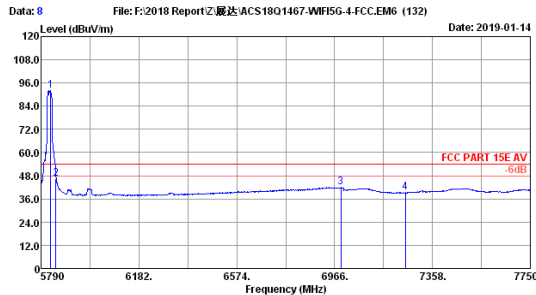


File: F:\2018 Report\Z-测试\ACS1801467-WIFI5G-4-FCC-EM6 (132) Date: 2019-01-14

Site no. : 3m Chamber Data no. : 7
 Dis. / Ant. : 3m 2018 MCTD1209-3006 Ant. pol. : VERTICAL
 Limit : FCC PART 15E AV Pre :
 Env. / Ins. : 23.4°C/52.9% Engineer : Garry
 EUT : BCM dual band 2*2 WIFI M/N:50-0102-BC-22
 Power rating : AC 120V/60Hz
 Test Mode : 11a 5825MHz Tx Mode
 M/N :

No.	Freq. (MHz)	Ant. Factor (dB/m)	Cable Loss (dB)	AMP factor (dB)	Reading (dBuV)	Emission Level (dBuV/m)	Limits (dBuV/m)	Margin (dB)	Remark
1	5825.28	33.36	16.54	34.57	72.92	88.25	54.00	-34.25	Average
2	5850.76	33.38	16.58	34.56	28.17	43.57	54.00	10.43	Average
3	6991.48	35.86	18.47	34.40	22.07	42.00	54.00	12.00	Average
4	7250.00	36.06	18.70	34.48	18.93	39.21	54.00	14.79	Average

Remarks: 1. Emission Level= Antenna Factor + Cable Loss + Reading - Amp Factor
 2. The emission levels that are 20dB below the official limit are not reported.

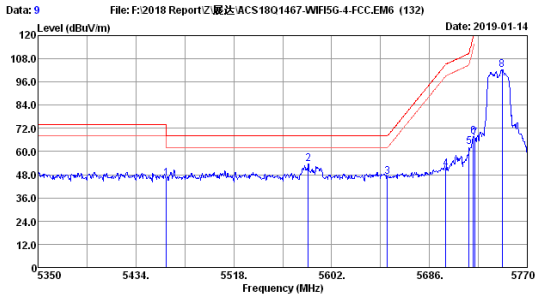


File: F:\2018 Report\Z-测试\ACS1801467-WIFI5G-4-FCC-EM6 (132) Date: 2019-01-14

Site no. : 3m Chamber Data no. : 8
 Dis. / Ant. : 3m 2018 MCTD1209-3006 Ant. pol. : HORIZONTAL
 Limit : FCC PART 15E AV Pre :
 Env. / Ins. : 23.4°C/52.9% Engineer : Garry
 EUT : BCM dual band 2*2 WIFI M/N:50-0102-BC-22
 Power rating : AC 120V/60Hz
 Test Mode : 11a 5825MHz Tx Mode
 M/N :

No.	Freq. (MHz)	Ant. Factor (dB/m)	Cable Loss (dB)	AMP factor (dB)	Reading (dBuV)	Emission Level (dBuV/m)	Limits (dBuV/m)	Margin (dB)	Remark
1	5829.20	33.36	16.54	34.57	76.78	92.11	54.00	-38.11	Average
2	5850.00	33.38	16.58	34.56	31.17	46.57	54.00	7.43	Average
3	6991.48	35.86	18.47	34.40	22.12	42.05	54.00	11.95	Average
4	7250.00	36.06	18.70	34.48	18.93	39.21	54.00	14.79	Average

Remarks: 1. Emission Level= Antenna Factor + Cable Loss + Reading - Amp Factor
 2. The emission levels that are 20dB below the official limit are not reported.

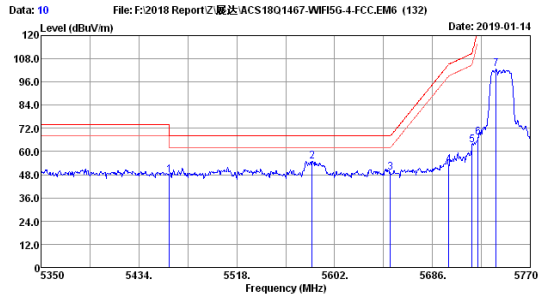


File: F:\2018 Report\Z-威达\ACS1801467-WIFI5G-4-FCC-EM6 (132) Date: 2019-01-14

Site no. : 3m Chamber Data no. : 9
 Dis. / Ant. : 3m 2018 MCTD1209-3006 Ant. pol. : VERTICAL
 Limit : FCC 15E PK U-NII-3 Pre :
 Env. / Ins. : 23.4°C/52.9% Engineer : Garry
 EUT : BCM dual band 2*2 WIFI M/N:50-0102-BC-22
 Power rating : AC 120V/60Hz
 Test Mode : 11n HT20 5745MHz Tx Mode
 M/N :

No.	Freq. (MHz)	Ant. Factor (dB/m)	Cable Loss (dB)	AMP factor (dB)	Reading (dBuV)	Emission Level (dBuV/m)	Limits (dBuV/m)	Margin (dB)	Remark
1	5460.00	33.05	15.76	34.69	32.00	46.12	68.20	22.08	Peak
2	5581.84	33.02	16.05	34.66	39.34	53.75	68.20	14.45	Peak
3	5650.00	33.12	16.19	34.64	32.37	47.04	68.20	21.16	Peak
4	5700.00	33.17	16.26	34.62	36.15	50.96	105.20	54.24	Peak
5	5720.00	33.21	16.33	34.61	47.59	62.52	110.80	48.28	Peak
6	5723.80	33.21	16.33	34.61	52.93	67.86	119.92	52.06	Peak
7	5725.06	33.21	16.33	34.61	51.96	66.89	-----	-----	Peak
8	5748.58	33.24	16.37	34.60	87.20	102.21	-----	-----	Peak

Remarks: 1. Emission Level= Antenna Factor + Cable Loss + Reading - Amp Factor
 2. The emission levels that are 20dB below the official limit are not reported.

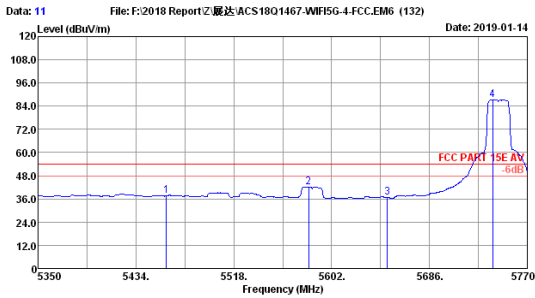


File: F:\2018 Report\Z-威达\ACS1801467-WIFI5G-4-FCC-EM6 (132) Date: 2019-01-14

Site no. : 3m Chamber Data no. : 10
 Dis. / Ant. : 3m 2018 MCTD1209-3006 Ant. pol. : HORIZONTAL
 Limit : FCC 15E PK U-NII-3 Pre :
 Env. / Ins. : 23.4°C/52.9% Engineer : Garry
 EUT : BCM dual band 2*2 WIFI M/N:50-0102-BC-22
 Power rating : AC 120V/60Hz
 Test Mode : 11n HT20 5745MHz Tx Mode
 M/N :

No.	Freq. (MHz)	Ant. Factor (dB/m)	Cable Loss (dB)	AMP factor (dB)	Reading (dBuV)	Emission Level (dBuV/m)	Limits (dBuV/m)	Margin (dB)	Remark
1	5460.04	33.05	15.76	34.69	33.64	47.76	68.20	20.44	Peak
2	5582.68	33.02	16.05	34.66	40.58	54.99	68.20	13.21	Peak
3	5650.00	33.12	16.19	34.64	34.42	49.09	68.20	19.11	Peak
4	5700.00	33.17	16.26	34.62	36.22	53.03	105.20	52.17	Peak
5	5720.02	33.21	16.33	34.61	46.20	63.13	110.85	47.72	Peak
6	5725.06	33.21	16.33	34.61	52.19	67.12	-----	-----	Peak
7	5740.60	33.24	16.37	34.60	87.69	102.70	-----	-----	Peak

Remarks: 1. Emission Level= Antenna Factor + Cable Loss + Reading - Amp Factor
 2. The emission levels that are 20dB below the official limit are not reported.

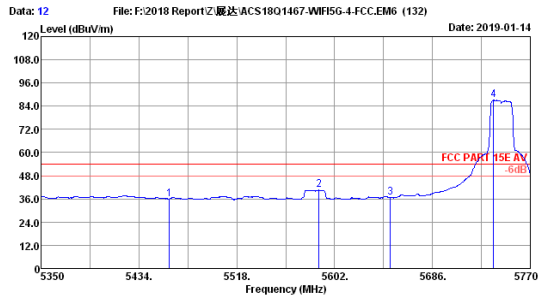


File: F:\2018 Report\Z-威达\ACS1801467-WIFI5G-4-FCC-EM6 (132) Date: 2019-01-14

Site no. : 3m Chamber Data no. : 11
 Dis. / Ant. : 3m 2018 MCTD1209-3006 Ant. pol. : HORIZONTAL
 Limit : FCC PART 15E AV Pre :
 Env. / Ins. : 23.4°C/52.9% Engineer : Garry
 EUT : BCM dual band 2*2 WIFI M/N:50-0102-BC-22
 Power rating : AC 120V/60Hz
 Test Mode : 11n HT20 5745MHz Tx Mode
 M/N :

No.	Freq. (MHz)	Ant. Factor (dB/m)	Cable Loss (dB)	AMP factor (dB)	Reading (dBuV)	Emission Level (dBuV/m)	Limits (dBuV/m)	Margin (dB)	Remark
1	5460.00	33.05	15.76	34.69	23.33	37.45	54.00	16.55	Average
2	5582.26	33.02	16.05	34.66	27.66	42.07	54.00	11.93	Average
3	5650.00	33.12	16.19	34.64	21.88	36.55	54.00	17.45	Average
4	5740.18	33.24	16.37	34.60	72.28	87.29	54.00	-33.29	Average

Remarks: 1. Emission Level= Antenna Factor + Cable Loss + Reading - Amp Factor
 2. The emission levels that are 20dB below the official limit are not reported.



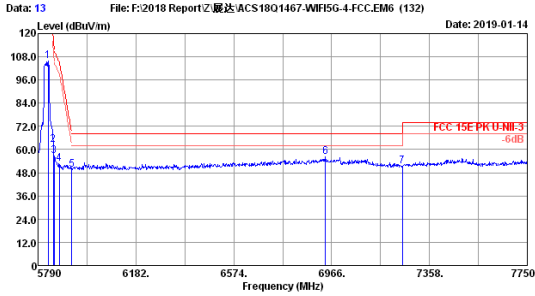
File: F:\2018 Report\Z-威达\ACS1801467-WIFI5G-4-FCC-EM6 (132) Date: 2019-01-14

Site no. : 3m Chamber Data no. : 12
 Dis. / Ant. : 3m 2018 MCTD1209-3006 Ant. pol. : VERTICAL
 Limit : FCC PART 15E AV Pre :
 Env. / Ins. : 23.4°C/52.9% Engineer : Garry
 EUT : BCM dual band 2*2 WIFI M/N:50-0102-BC-22
 Power rating : AC 120V/60Hz
 Test Mode : 11n HT20 5745MHz Tx Mode
 M/N :

No.	Freq. (MHz)	Ant. Factor (dB/m)	Cable Loss (dB)	AMP factor (dB)	Reading (dBuV)	Emission Level (dBuV/m)	Limits (dBuV/m)	Margin (dB)	Remark
1	5460.00	33.05	15.76	34.69	21.95	36.07	54.00	17.93	Average
2	5588.56	33.02	16.05	34.66	26.11	40.52	54.00	13.48	Average
3	5650.00	33.12	16.19	34.64	21.99	36.66	54.00	17.34	Average
4	5738.50	33.24	16.37	34.60	72.03	87.04	54.00	-33.04	Average

Remarks: 1. Emission Level= Antenna Factor + Cable Loss + Reading - Amp Factor
 2. The emission levels that are 20dB below the official limit are not reported.

FCC ID: XVG500102BC22

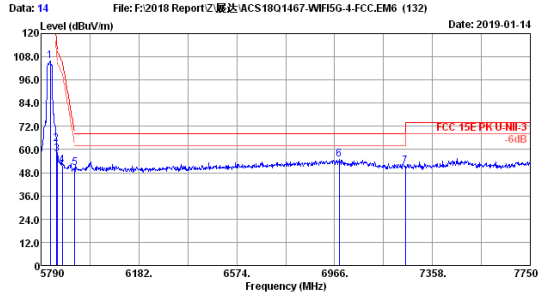


Data: 13
File: F:\2018 Report\2. 威达\ACS1801467-WIFI5G-4-FCC-EM6 (132)
Date: 2019-01-14

Site no. : 3m Chamber Data no. : 13
Dis. / Ant. : 3m 2018 MCTD1209-3006 Ant. pol. : VERTICAL
Limit : FCC 15E PK U-NII-3 Pre :
Env. / Ins. : 23.4°C/52.9% Engineer : Garry
EUT : BCM dual band 2*2 WIFI M/N:50-0102-BC-22
Power rating : AC 120V/60Hz
Test Mode : 11n HT20 5825MHz Tx Mode
M/N :

No.	Freq. (MHz)	Ant. Factor (dB/m)	Cable Loss (dB)	AMP factor (dB)	Reading (dBuV)	Emission Level (dBuV/m)	Limits (dBuV/m)	Margin (dB)	Remark
1	5831.16	33.36	16.54	34.57	90.34	105.67	-----	-----	Peak
2	5850.76	33.38	16.58	34.56	47.24	62.64	120.47	57.83	Peak
3	5855.00	33.41	16.62	34.56	41.20	56.67	110.80	54.13	Peak
4	5875.00	33.43	16.65	34.55	37.17	52.70	105.20	52.50	Peak
5	5925.00	33.50	16.76	34.53	34.08	49.81	68.20	18.39	Peak
6	6940.52	35.73	18.39	34.41	36.50	56.21	68.20	11.99	Peak
7	7250.00	36.06	18.70	34.48	30.90	51.18	68.20	17.02	Peak

Remarks: 1. Emission Level= Antenna Factor + Cable Loss + Reading - Amp Factor
2. The emission levels that are 20dB below the official limit are not reported.

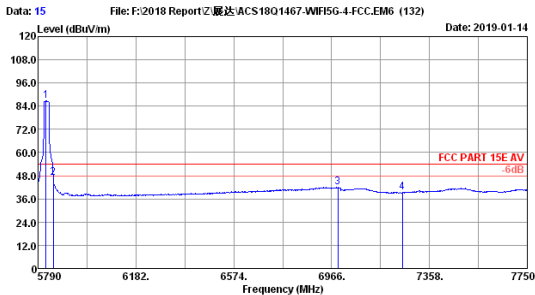


Data: 14
File: F:\2018 Report\2. 威达\ACS1801467-WIFI5G-4-FCC-EM6 (132)
Date: 2019-01-14

Site no. : 3m Chamber Data no. : 14
Dis. / Ant. : 3m 2018 MCTD1209-3006 Ant. pol. : HORIZONTAL
Limit : FCC 15E PK U-NII-3 Pre :
Env. / Ins. : 23.4°C/52.9% Engineer : Garry
EUT : BCM dual band 2*2 WIFI M/N:50-0102-BC-22
Power rating : AC 120V/60Hz
Test Mode : 11n HT20 5825MHz Tx Mode
M/N :

No.	Freq. (MHz)	Ant. Factor (dB/m)	Cable Loss (dB)	AMP factor (dB)	Reading (dBuV)	Emission Level (dBuV/m)	Limits (dBuV/m)	Margin (dB)	Remark
1	5827.24	33.36	16.54	34.57	90.29	105.62	-----	-----	Peak
2	5850.76	33.38	16.58	34.56	47.45	62.85	120.47	57.62	Peak
3	5855.00	33.41	16.62	34.56	42.04	57.51	110.80	53.29	Peak
4	5875.00	33.43	16.65	34.55	36.30	51.83	105.20	53.37	Peak
5	5925.00	33.50	16.76	34.53	34.60	50.33	68.20	17.87	Peak
6	6963.64	35.86	18.47	34.40	35.18	55.11	68.20	13.09	Peak
7	7250.00	36.06	18.70	34.48	31.05	51.33	68.20	16.87	Peak

Remarks: 1. Emission Level= Antenna Factor + Cable Loss + Reading - Amp Factor
2. The emission levels that are 20dB below the official limit are not reported.

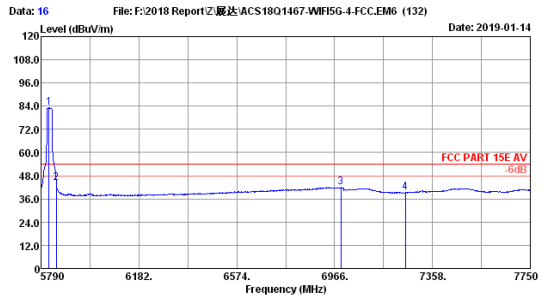


Data: 15
File: F:\2018 Report\2. 威达\ACS1801467-WIFI5G-4-FCC-EM6 (132)
Date: 2019-01-14

Site no. : 3m Chamber Data no. : 15
Dis. / Ant. : 3m 2018 MCTD1209-3006 Ant. pol. : HORIZONTAL
Limit : FCC PART 15E AV Pre :
Env. / Ins. : 23.4°C/52.9% Engineer : Garry
EUT : BCM dual band 2*2 WIFI M/N:50-0102-BC-22
Power rating : AC 120V/60Hz
Test Mode : 11n HT20 5825MHz Tx Mode
M/N :

No.	Freq. (MHz)	Ant. Factor (dB/m)	Cable Loss (dB)	AMP factor (dB)	Reading (dBuV)	Emission Level (dBuV/m)	Limits (dBuV/m)	Margin (dB)	Remark
1	5821.36	33.36	16.54	34.57	71.30	86.63	54.00	-32.63	Average
2	5850.76	33.38	16.58	34.56	31.56	46.96	54.00	7.04	Average
3	6991.48	35.86	18.47	34.40	22.08	42.01	54.00	11.99	Average
4	7250.00	36.06	18.70	34.48	18.98	39.26	54.00	14.74	Average

Remarks: 1. Emission Level= Antenna Factor + Cable Loss + Reading - Amp Factor
2. The emission levels that are 20dB below the official limit are not reported.

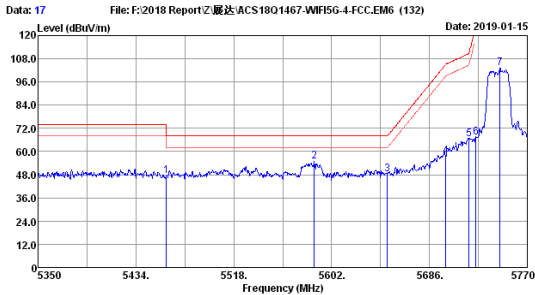


Data: 16
File: F:\2018 Report\2. 威达\ACS1801467-WIFI5G-4-FCC-EM6 (132)
Date: 2019-01-14

Site no. : 3m Chamber Data no. : 16
Dis. / Ant. : 3m 2018 MCTD1209-3006 Ant. pol. : HORIZONTAL
Limit : FCC PART 15E AV Pre :
Env. / Ins. : 23.4°C/52.9% Engineer : Garry
EUT : BCM dual band 2*2 WIFI M/N:50-0102-BC-22
Power rating : AC 120V/60Hz
Test Mode : 11n HT20 5825MHz Tx Mode
M/N :

No.	Freq. (MHz)	Ant. Factor (dB/m)	Cable Loss (dB)	AMP factor (dB)	Reading (dBuV)	Emission Level (dBuV/m)	Limits (dBuV/m)	Margin (dB)	Remark
1	5821.36	33.36	16.54	34.57	67.86	83.19	54.00	-29.19	Average
2	5850.76	33.38	16.58	34.56	28.67	44.07	54.00	9.93	Average
3	6991.48	35.86	18.47	34.40	22.08	42.01	54.00	11.99	Average
4	7250.00	36.06	18.70	34.48	18.97	39.25	54.00	14.75	Average

Remarks: 1. Emission Level= Antenna Factor + Cable Loss + Reading - Amp Factor
2. The emission levels that are 20dB below the official limit are not reported.

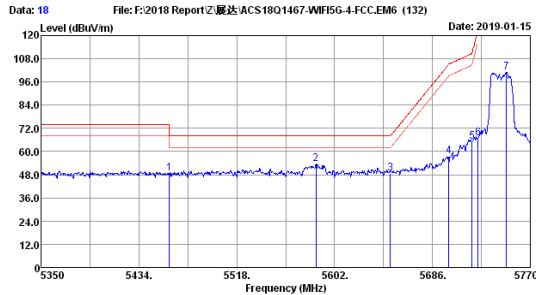


File: F:\2018 Report\Z-威达\ACS1801467-WIFI5G-4-FCC-EM6 (132) Date: 2019-01-15

Site no. : 3m Chamber Data no. : 17
 Dis. / Ant. : 3m 2018 MCTD1209-3006 Ant. pol. : HORIZONTAL
 Limit : FCC 15E PK U-NII-3 Pre :
 Env. / Ins. : 23.4°C/52.9% Engineer : Garry
 EUT : BCM dual band 2*2 WIFI M/N:50-0102-BC-22
 Power rating : AC 120V/60Hz
 Test Mode : 11acHT20 5745MHz Tx Mode
 M/N :

No.	Freq. (MHz)	Ant. Factor (dB/m)	Cable Loss (dB)	AMP factor (dB)	Reading (dBuV)	Emission Level (dBuV/m)	Limits (dBuV/m)	Margin (dB)	Remark
1	5460.00	33.05	15.76	34.69	33.06	47.18	68.20	21.02	Peak
2	5587.30	33.02	16.05	34.66	40.43	54.84	68.20	13.36	Peak
3	5650.00	33.12	16.19	34.64	33.41	48.08	68.20	20.12	Peak
4	5700.00	33.17	16.26	34.62	42.81	57.62	105.20	47.58	Peak
5	5720.02	33.21	16.33	34.61	51.57	66.50	110.85	44.35	Peak
6	5725.90	33.21	16.33	34.61	52.41	67.34	-----	-----	Peak
7	5746.48	33.24	16.37	34.60	88.29	103.30	-----	-----	Peak

Remarks: 1. Emission Level= Antenna Factor + Cable Loss + Reading - Amp Factor
 2. The emission levels that are 20dB below the official limit are not reported.

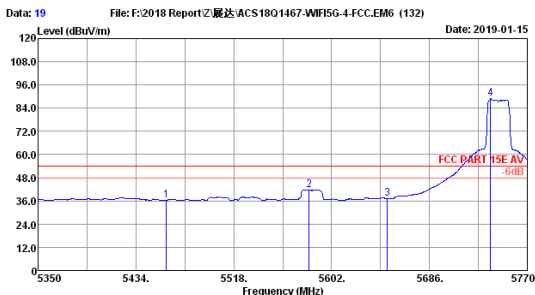


File: F:\2018 Report\Z-威达\ACS1801467-WIFI5G-4-FCC-EM6 (132) Date: 2019-01-15

Site no. : 3m Chamber Data no. : 18
 Dis. / Ant. : 3m 2018 MCTD1209-3006 Ant. pol. : VERTICAL
 Limit : FCC 15E PK U-NII-3 Pre :
 Env. / Ins. : 23.4°C/52.9% Engineer : Garry
 EUT : BCM dual band 2*2 WIFI M/N:50-0102-BC-22
 Power rating : AC 120V/60Hz
 Test Mode : 11acHT20 5745MHz Tx Mode
 M/N :

No.	Freq. (MHz)	Ant. Factor (dB/m)	Cable Loss (dB)	AMP factor (dB)	Reading (dBuV)	Emission Level (dBuV/m)	Limits (dBuV/m)	Margin (dB)	Remark
1	5460.04	33.05	15.76	34.69	34.39	48.51	68.20	19.69	Peak
2	5586.04	33.02	16.05	34.66	39.00	53.41	68.20	14.79	Peak
3	5650.00	33.12	16.19	34.64	33.96	48.63	68.20	19.57	Peak
4	5700.00	33.17	16.26	34.62	42.66	57.47	105.20	47.73	Peak
5	5720.02	33.21	16.33	34.61	50.25	65.18	110.85	45.67	Peak
6	5725.00	33.21	16.33	34.61	51.80	66.73	122.80	56.07	Peak
7	5749.42	33.24	16.37	34.60	85.96	100.97	-----	-----	Peak

Remarks: 1. Emission Level= Antenna Factor + Cable Loss + Reading - Amp Factor
 2. The emission levels that are 20dB below the official limit are not reported.

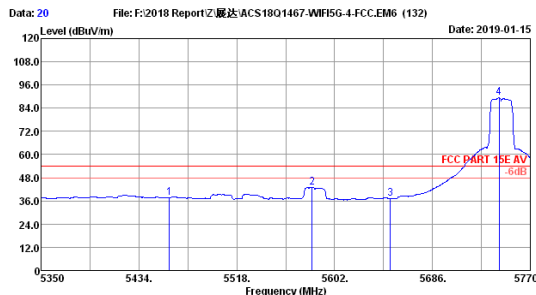


File: F:\2018 Report\Z-威达\ACS1801467-WIFI5G-4-FCC-EM6 (132) Date: 2019-01-15

Site no. : 3m Chamber Data no. : 19
 Dis. / Ant. : 3m 2018 MCTD1209-3006 Ant. pol. : VERTICAL
 Limit : FCC PART 15E AV Pre :
 Env. / Ins. : 23.4°C/52.9% Engineer : Garry
 EUT : BCM dual band 2*2 WIFI M/N:50-0102-BC-22
 Power rating : AC 120V/60Hz
 Test Mode : 11acHT20 5745MHz Tx Mode
 M/N :

No.	Freq. (MHz)	Ant. Factor (dB/m)	Cable Loss (dB)	AMP factor (dB)	Reading (dBuV)	Emission Level (dBuV/m)	Limits (dBuV/m)	Margin (dB)	Remark
1	5460.00	33.05	15.76	34.69	22.28	36.40	54.00	17.60	Average
2	5582.68	33.02	16.05	34.66	27.37	41.78	54.00	12.22	Average
3	5649.88	33.12	16.19	34.64	22.54	37.21	54.00	16.79	Average
4	5738.50	33.24	16.37	34.60	73.99	89.00	54.00	-35.00	Average

Remarks: 1. Emission Level= Antenna Factor + Cable Loss + Reading - Amp Factor
 2. The emission levels that are 20dB below the official limit are not reported.

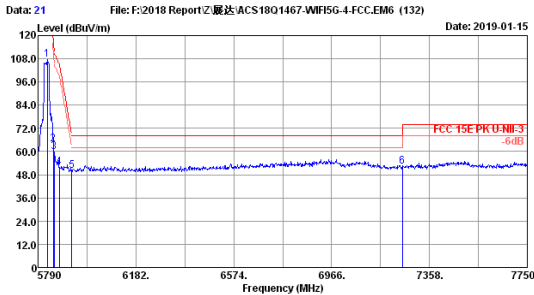


File: F:\2018 Report\Z-威达\ACS1801467-WIFI5G-4-FCC-EM6 (132) Date: 2019-01-15

Site no. : 3m Chamber Data no. : 20
 Dis. / Ant. : 3m 2018 MCTD1209-3006 Ant. pol. : HORIZONTAL
 Limit : FCC PART 15E AV Pre :
 Env. / Ins. : 23.4°C/52.9% Engineer : Garry
 EUT : BCM dual band 2*2 WIFI M/N:50-0102-BC-22
 Power rating : AC 120V/60Hz
 Test Mode : 11acHT20 5745MHz Tx Mode
 M/N :

No.	Freq. (MHz)	Ant. Factor (dB/m)	Cable Loss (dB)	AMP factor (dB)	Reading (dBuV)	Emission Level (dBuV/m)	Limits (dBuV/m)	Margin (dB)	Remark
1	5460.00	33.05	15.76	34.69	23.54	37.66	54.00	16.34	Average
2	5582.68	33.02	16.05	34.66	28.47	42.88	54.00	11.12	Average
3	5649.88	33.12	16.19	34.64	22.47	37.14	54.00	16.86	Average
4	5743.12	33.24	16.37	34.60	74.26	89.27	54.00	-35.27	Average

Remarks: 1. Emission Level= Antenna Factor + Cable Loss + Reading - Amp Factor
 2. The emission levels that are 20dB below the official limit are not reported.

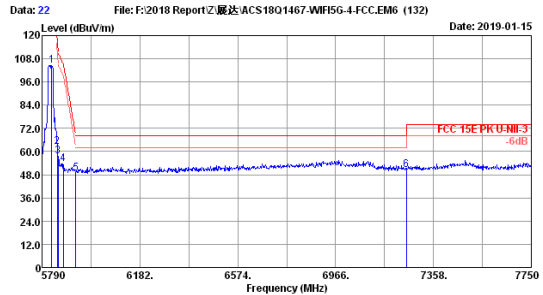


File: F:\2018 Report\Z-展达\ACS1801467-WIFI5G-4-FCC-EM6 (132) Date: 2019-01-15

Site no. : 3m Chamber Data no. : 21
 Dis. / Ant. : 3m 2018 MCTD1209-3006 Ant. pol. : HORIZONTAL
 Limit : FCC 15E PK U-NII-3 Pre :
 Env. / Ins. : 23.4°C/52.9% Engineer : Garry
 EUT : BCM dual band 2*2 WIFI M/N:50-0102-BC-22
 Power rating : AC 120V/60Hz
 Test Mode : 11acHT20 5825MHz Tx Mode
 M/N :

No.	Freq. (MHz)	Ant. Factor (dB/m)	Cable Loss (dB)	AMP factor (dB)	Reading (dBuV)	Emission Level (dBuV/m)	Limits (dBuV/m)	Margin (dB)	Remark
1	5827.24	33.36	16.54	34.57	92.45	107.78	-----	-----	Peak
2	5850.76	33.38	16.58	34.56	48.15	63.55	120.47	56.92	Peak
3	5855.00	33.41	16.62	34.56	44.25	59.72	110.80	51.08	Peak
4	5875.00	33.43	16.65	34.55	36.47	52.00	105.20	53.20	Peak
5	5925.00	33.50	16.76	34.53	34.30	50.03	68.20	18.17	Peak
6	7250.00	36.06	18.70	34.48	31.95	52.23	68.20	15.97	Peak

Remarks: 1. Emission Level= Antenna Factor + Cable Loss + Reading - Amp Factor
 2. The emission levels that are 20dB below the official limit are not reported.

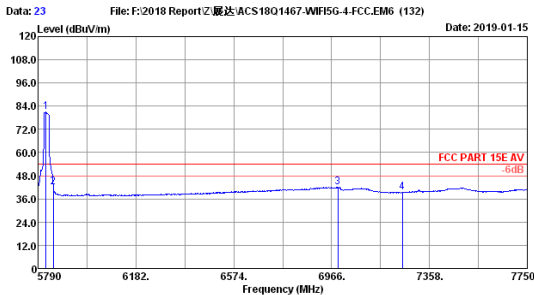


File: F:\2018 Report\Z-展达\ACS1801467-WIFI5G-4-FCC-EM6 (132) Date: 2019-01-15

Site no. : 3m Chamber Data no. : 22
 Dis. / Ant. : 3m 2018 MCTD1209-3006 Ant. pol. : VERTICAL
 Limit : FCC 15E PK U-NII-3 Pre :
 Env. / Ins. : 23.4°C/52.9% Engineer : Garry
 EUT : BCM dual band 2*2 WIFI M/N:50-0102-BC-22
 Power rating : AC 120V/60Hz
 Test Mode : 11acHT20 5825MHz Tx Mode
 M/N :

No.	Freq. (MHz)	Ant. Factor (dB/m)	Cable Loss (dB)	AMP factor (dB)	Reading (dBuV)	Emission Level (dBuV/m)	Limits (dBuV/m)	Margin (dB)	Remark
1	5829.20	33.36	16.54	34.57	89.08	104.41	-----	-----	Peak
2	5850.76	33.38	16.58	34.56	47.10	62.50	120.47	57.97	Peak
3	5855.00	33.41	16.62	34.56	42.03	57.50	110.80	53.30	Peak
4	5875.00	33.43	16.65	34.55	38.00	53.53	105.20	51.67	Peak
5	5925.00	33.50	16.76	34.53	33.14	48.87	68.20	19.33	Peak
6	7250.00	36.06	18.70	34.48	30.29	50.57	68.20	17.63	Peak

Remarks: 1. Emission Level= Antenna Factor + Cable Loss + Reading - Amp Factor
 2. The emission levels that are 20dB below the official limit are not reported.

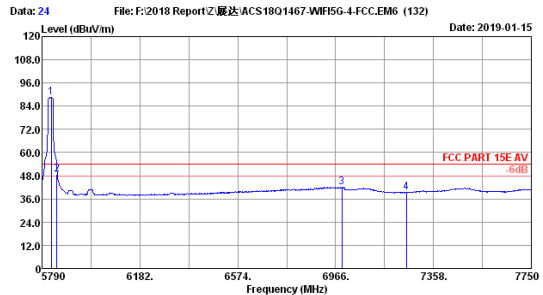


File: F:\2018 Report\Z-展达\ACS1801467-WIFI5G-4-FCC-EM6 (132) Date: 2019-01-15

Site no. : 3m Chamber Data no. : 23
 Dis. / Ant. : 3m 2018 MCTD1209-3006 Ant. pol. : VERTICAL
 Limit : FCC PART 15E AV Pre :
 Env. / Ins. : 23.4°C/52.9% Engineer : Garry
 EUT : BCM dual band 2*2 WIFI M/N:50-0102-BC-22
 Power rating : AC 120V/60Hz
 Test Mode : 11acHT20 5825MHz Tx Mode
 M/N :

No.	Freq. (MHz)	Ant. Factor (dB/m)	Cable Loss (dB)	AMP factor (dB)	Reading (dBuV)	Emission Level (dBuV/m)	Limits (dBuV/m)	Margin (dB)	Remark
1	5821.36	33.36	16.54	34.57	65.88	81.21	54.00	-27.21	Average
2	5850.76	33.38	16.58	34.56	26.85	42.25	54.00	11.75	Average
3	6991.48	35.86	18.47	34.40	22.13	42.06	54.00	11.94	Average
4	7250.00	36.06	18.70	34.48	19.11	39.39	54.00	14.61	Average

Remarks: 1. Emission Level= Antenna Factor + Cable Loss + Reading - Amp Factor
 2. The emission levels that are 20dB below the official limit are not reported.

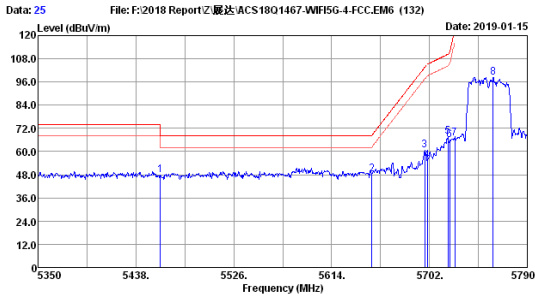


File: F:\2018 Report\Z-展达\ACS1801467-WIFI5G-4-FCC-EM6 (132) Date: 2019-01-15

Site no. : 3m Chamber Data no. : 24
 Dis. / Ant. : 3m 2018 MCTD1209-3006 Ant. pol. : HORIZONTAL
 Limit : FCC PART 15E AV Pre :
 Env. / Ins. : 23.4°C/52.9% Engineer : Garry
 EUT : BCM dual band 2*2 WIFI M/N:50-0102-BC-22
 Power rating : AC 120V/60Hz
 Test Mode : 11acHT20 5825MHz Tx Mode
 M/N :

No.	Freq. (MHz)	Ant. Factor (dB/m)	Cable Loss (dB)	AMP factor (dB)	Reading (dBuV)	Emission Level (dBuV/m)	Limits (dBuV/m)	Margin (dB)	Remark
1	5827.24	33.36	16.54	34.57	73.23	88.56	54.00	-34.56	Average
2	5850.00	33.38	16.58	34.56	33.46	48.86	54.00	5.14	Average
3	6991.48	35.86	18.47	34.40	22.13	42.06	54.00	11.94	Average
4	7250.00	36.06	18.70	34.48	19.07	39.35	54.00	14.65	Average

Remarks: 1. Emission Level= Antenna Factor + Cable Loss + Reading - Amp Factor
 2. The emission levels that are 20dB below the official limit are not reported.

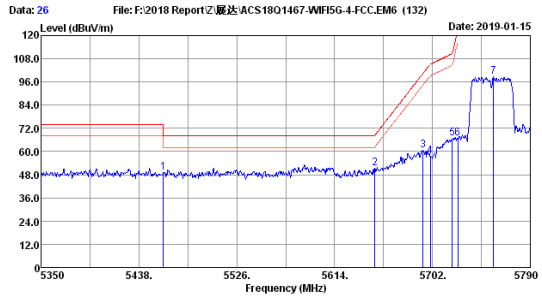


File: F:\2018 Report\2. 展达\ACS1801467-WIFI5G-4-FCC-EM6 (132) Date: 2019-01-15

Site no. : 3m Chamber Data no. : 25
 Dis. / Ant. : 3m 2018 MCTD1209-3006 Ant. pol. : VERTICAL
 Limit : FCC 15E PK U-NII-3 Pre :
 Env. / Ins. : 23.4°C/52.9% Engineer : Garry
 EUT : BCM dual band 2*2 WIFI M/N:50-0102-BC-22
 Power rating : AC 120V/60Hz
 Test Mode : 11nHT40 5755MHz Tx Mode
 M/N :

No.	Freq. (MHz)	Ant. Factor (dB/m)	Cable Loss (dB)	AMP factor (dB)	Reading (dBuV)	Emission Level (dBuV/m)	Limits (dBuV/m)	Margin (dB)	Remark
1	5460.00	33.05	15.76	34.69	33.52	47.64	68.20	20.56	Peak
2	5650.08	33.12	16.19	34.64	33.58	48.25	68.26	20.01	Peak
3	5697.60	33.17	16.26	34.62	45.76	60.57	103.42	42.85	Peak
4	5700.00	33.17	16.26	34.62	40.62	55.43	105.20	49.77	Peak
5	5718.72	33.21	16.33	34.61	52.73	67.66	110.44	42.78	Peak
6	5720.04	33.21	16.33	34.61	51.22	66.15	110.90	44.75	Peak
7	5725.00	33.21	16.33	34.61	51.78	66.71	122.80	56.09	Peak
8	5759.20	33.26	16.40	34.59	83.41	98.48	-----	-----	Peak

Remarks: 1. Emission Level= Antenna Factor + Cable Loss + Reading - Amp Factor
 2. The emission levels that are 20dB below the official limit are not reported.

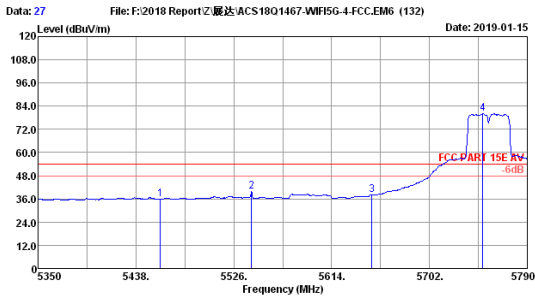


File: F:\2018 Report\2. 展达\ACS1801467-WIFI5G-4-FCC-EM6 (132) Date: 2019-01-15

Site no. : 3m Chamber Data no. : 26
 Dis. / Ant. : 3m 2018 MCTD1209-3006 Ant. pol. : HORIZONTAL
 Limit : FCC 15E PK U-NII-3 Pre :
 Env. / Ins. : 23.4°C/52.9% Engineer : Garry
 EUT : BCM dual band 2*2 WIFI M/N:50-0102-BC-22
 Power rating : AC 120V/60Hz
 Test Mode : 11nHT40 5755MHz Tx Mode
 M/N :

No.	Freq. (MHz)	Ant. Factor (dB/m)	Cable Loss (dB)	AMP factor (dB)	Reading (dBuV)	Emission Level (dBuV/m)	Limits (dBuV/m)	Margin (dB)	Remark
1	5460.00	33.05	15.76	34.69	34.97	49.09	68.20	19.11	Peak
2	5650.08	33.12	16.19	34.64	36.65	51.32	68.26	16.94	Peak
3	5693.64	33.17	16.26	34.62	45.73	60.54	100.49	39.95	Peak
4	5700.00	33.17	16.26	34.62	42.95	57.76	105.20	47.44	Peak
5	5720.00	33.21	16.33	34.61	51.93	66.86	110.90	43.94	Peak
6	5725.00	33.21	16.33	34.61	52.12	67.05	122.80	55.75	Peak
7	5757.00	33.26	16.40	34.59	83.74	98.81	-----	-----	Peak

Remarks: 1. Emission Level= Antenna Factor + Cable Loss + Reading - Amp Factor
 2. The emission levels that are 20dB below the official limit are not reported.

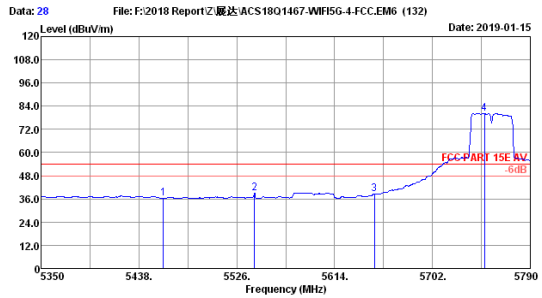


File: F:\2018 Report\2. 展达\ACS1801467-WIFI5G-4-FCC-EM6 (132) Date: 2019-01-15

Site no. : 3m Chamber Data no. : 27
 Dis. / Ant. : 3m 2018 MCTD1209-3006 Ant. pol. : HORIZONTAL
 Limit : FCC PART 15E AV Pre :
 Env. / Ins. : 23.4°C/52.9% Engineer : Garry
 EUT : BCM dual band 2*2 WIFI M/N:50-0102-BC-22
 Power rating : AC 120V/60Hz
 Test Mode : 11nHT40 5755MHz Tx Mode
 M/N :

No.	Freq. (MHz)	Ant. Factor (dB/m)	Cable Loss (dB)	AMP factor (dB)	Reading (dBuV)	Emission Level (dBuV/m)	Limits (dBuV/m)	Margin (dB)	Remark
1	5460.00	33.05	15.76	34.69	21.64	35.76	54.00	18.24	Average
2	5541.84	32.95	15.94	34.68	25.77	39.98	54.00	14.02	Average
3	5650.08	33.12	16.19	34.64	38.13	54.00	54.00	15.87	Average
4	5749.96	33.24	16.37	34.60	65.02	80.03	54.00	-26.03	Average

Remarks: 1. Emission Level= Antenna Factor + Cable Loss + Reading - Amp Factor
 2. The emission levels that are 20dB below the official limit are not reported.

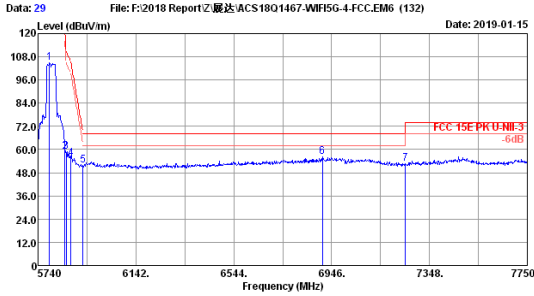


File: F:\2018 Report\2. 展达\ACS1801467-WIFI5G-4-FCC-EM6 (132) Date: 2019-01-15

Site no. : 3m Chamber Data no. : 28
 Dis. / Ant. : 3m 2018 MCTD1209-3006 Ant. pol. : VERTICAL
 Limit : FCC PART 15E AV Pre :
 Env. / Ins. : 23.4°C/52.9% Engineer : Garry
 EUT : BCM dual band 2*2 WIFI M/N:50-0102-BC-22
 Power rating : AC 120V/60Hz
 Test Mode : 11nHT40 5755MHz Tx Mode
 M/N :

No.	Freq. (MHz)	Ant. Factor (dB/m)	Cable Loss (dB)	AMP factor (dB)	Reading (dBuV)	Emission Level (dBuV/m)	Limits (dBuV/m)	Margin (dB)	Remark
1	5460.00	33.05	15.76	34.69	22.31	36.43	54.00	17.57	Average
2	5541.84	32.95	15.94	34.68	24.80	39.01	54.00	14.99	Average
3	5650.00	33.12	16.19	34.64	23.74	38.41	54.00	15.59	Average
4	5748.64	33.24	16.37	34.60	65.34	80.35	54.00	-26.35	Average

Remarks: 1. Emission Level= Antenna Factor + Cable Loss + Reading - Amp Factor
 2. The emission levels that are 20dB below the official limit are not reported.

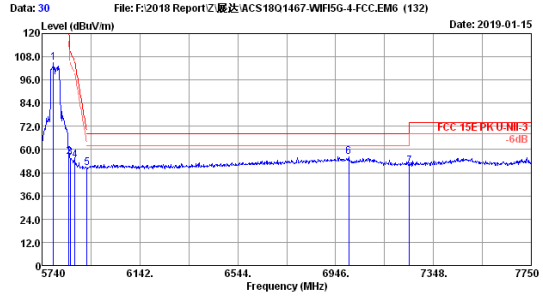


File: F:\2018 Report\2. 威达\ACS1801467-WIFI5G-4-FCC-EM6 (132) Date: 2019-01-15

Site no. : 3m Chamber Data no. : 29
 Dis. / Ant. : 3m 2018 MCTD1209-3006 Ant. pol. : HORIZONTAL
 Limit : FCC 15E PK U-NII-3 Pre :
 Env. / Ins. : 23.4°C/52.9% Engineer : Garry
 EUT : BCM dual band 2*2 WIFI M/N:50-0102-BC-22
 Power rating : AC 120V/60Hz
 Test Mode : 11nHT40 5795MHz Tx Mode
 M/N :

No.	Freq. (MHz)	Ant. Factor (dB/m)	Cable Loss (dB)	AMP factor (dB)	Reading (dBuV)	Emission Level (dBuV/m)	Limits (dBuV/m)	Margin (dB)	Remark
1	5786.23	33.31	16.47	34.58	89.66	104.86	-----	-----	Peak
2	5850.55	33.38	16.58	34.56	43.64	59.04	120.95	61.91	Peak
3	5855.00	33.41	16.62	34.56	43.30	58.77	110.80	52.03	Peak
4	5875.00	33.43	16.65	34.55	39.71	55.24	105.20	49.96	Peak
5	5925.00	33.50	16.76	34.53	36.18	51.91	68.20	16.29	Peak
6	6907.81	35.69	18.36	34.41	36.43	56.07	68.20	12.13	Peak
7	7250.00	36.06	18.70	34.48	32.35	52.63	68.20	15.57	Peak

Remarks: 1. Emission Level= Antenna Factor + Cable Loss + Reading - Amp Factor
 2. The emission levels that are 20dB below the official limit are not reported.

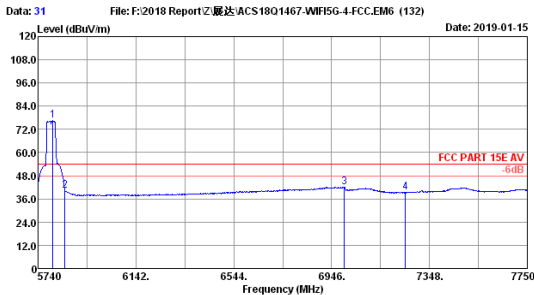


File: F:\2018 Report\2. 威达\ACS1801467-WIFI5G-4-FCC-EM6 (132) Date: 2019-01-15

Site no. : 3m Chamber Data no. : 30
 Dis. / Ant. : 3m 2018 MCTD1209-3006 Ant. pol. : VERTICAL
 Limit : FCC 15E PK U-NII-3 Pre :
 Env. / Ins. : 23.4°C/52.9% Engineer : Garry
 EUT : BCM dual band 2*2 WIFI M/N:50-0102-BC-22
 Power rating : AC 120V/60Hz
 Test Mode : 11nHT40 5795MHz Tx Mode
 M/N :

No.	Freq. (MHz)	Ant. Factor (dB/m)	Cable Loss (dB)	AMP factor (dB)	Reading (dBuV)	Emission Level (dBuV/m)	Limits (dBuV/m)	Margin (dB)	Remark
1	5786.23	33.31	16.47	34.58	89.54	104.74	-----	-----	Peak
2	5850.00	33.38	16.58	34.56	40.89	56.29	122.20	65.91	Peak
3	5855.00	33.41	16.62	34.56	40.18	55.65	110.80	55.15	Peak
4	5875.00	33.43	16.65	34.55	38.80	54.33	105.20	50.87	Peak
5	5925.00	33.50	16.76	34.53	34.88	50.61	68.20	17.59	Peak
6	7000.27	35.90	18.50	34.40	36.33	56.33	68.20	11.87	Peak
7	7249.51	36.06	18.70	34.48	31.13	51.41	68.20	16.79	Peak

Remarks: 1. Emission Level= Antenna Factor + Cable Loss + Reading - Amp Factor
 2. The emission levels that are 20dB below the official limit are not reported.

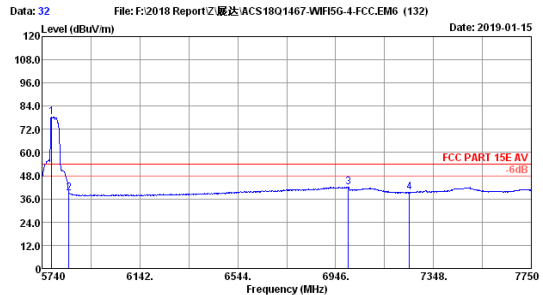


File: F:\2018 Report\2. 威达\ACS1801467-WIFI5G-4-FCC-EM6 (132) Date: 2019-01-15

Site no. : 3m Chamber Data no. : 31
 Dis. / Ant. : 3m 2018 MCTD1209-3006 Ant. pol. : VERTICAL
 Limit : FCC PART 15E AV Pre :
 Env. / Ins. : 23.4°C/52.9% Engineer : Garry
 EUT : BCM dual band 2*2 WIFI M/N:50-0102-BC-22
 Power rating : AC 120V/60Hz
 Test Mode : 11nHT40 5795MHz Tx Mode
 M/N :

No.	Freq. (MHz)	Ant. Factor (dB/m)	Cable Loss (dB)	AMP factor (dB)	Reading (dBuV)	Emission Level (dBuV/m)	Limits (dBuV/m)	Margin (dB)	Remark
1	5800.30	33.31	16.47	34.58	61.21	76.41	54.00	-22.41	Average
2	5850.00	33.38	16.58	34.56	25.02	40.42	54.00	13.58	Average
3	6998.26	35.90	18.50	34.40	22.13	42.13	54.00	11.87	Average
4	7250.00	36.06	18.70	34.48	18.98	39.26	54.00	14.74	Average

Remarks: 1. Emission Level= Antenna Factor + Cable Loss + Reading - Amp Factor
 2. The emission levels that are 20dB below the official limit are not reported.

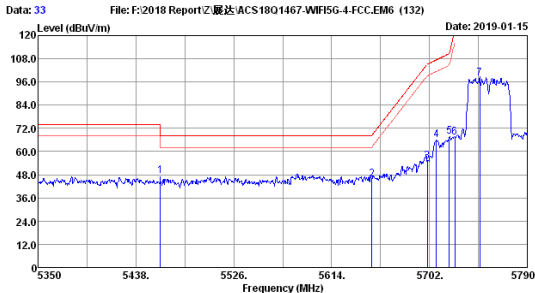


File: F:\2018 Report\2. 威达\ACS1801467-WIFI5G-4-FCC-EM6 (132) Date: 2019-01-15

Site no. : 3m Chamber Data no. : 32
 Dis. / Ant. : 3m 2018 MCTD1209-3006 Ant. pol. : HORIZONTAL
 Limit : FCC PART 15E AV Pre :
 Env. / Ins. : 23.4°C/52.9% Engineer : Garry
 EUT : BCM dual band 2*2 WIFI M/N:50-0102-BC-22
 Power rating : AC 120V/60Hz
 Test Mode : 11nHT40 5795MHz Tx Mode
 M/N :

No.	Freq. (MHz)	Ant. Factor (dB/m)	Cable Loss (dB)	AMP factor (dB)	Reading (dBuV)	Emission Level (dBuV/m)	Limits (dBuV/m)	Margin (dB)	Remark
1	5780.20	33.29	16.44	34.59	63.20	78.34	54.00	-24.34	Average
2	5850.55	33.38	16.58	34.56	23.76	39.16	54.00	14.84	Average
3	6998.26	35.90	18.50	34.40	22.14	42.14	54.00	11.86	Average
4	7250.00	36.06	18.70	34.48	19.00	39.28	54.00	14.72	Average

Remarks: 1. Emission Level= Antenna Factor + Cable Loss + Reading - Amp Factor
 2. The emission levels that are 20dB below the official limit are not reported.

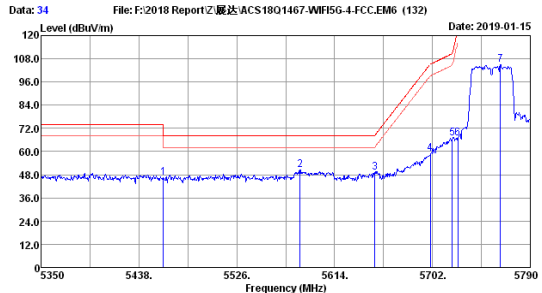


File: F:\2018 Report\Z-展达\ACS1801467-WIFI5G-4-FCC-EM6 (132) Date: 2019-01-15

Site no. : 3m Chamber Data no. : 33
 Dis. / Ant. : 3m 2018 MCTD1209-3006 Ant. pol. : VERTICAL
 Limit : FCC 15E PK U-NII-3 Pre :
 Env. / Ins. : 23.4°C/52.9% Engineer : Garry
 EUT : BCM dual band 2*2 WIFI M/N:50-0102-BC-22
 Power rating : AC 120V/60Hz
 Test Mode : 11acHT40 5755MHz Tx Mode
 M/N :

No.	Freq. (MHz)	Ant. Factor (dB/m)	Cable Loss (dB)	AMP factor (dB)	Reading (dBuV)	Emission Level (dBuV/m)	Limits (dBuV/m)	Margin (dB)	Remark
1	5460.00	33.05	15.76	34.69	33.06	47.18	68.20	21.02	Peak
2	5650.08	33.12	16.19	34.64	31.02	45.69	68.26	22.57	Peak
3	5700.00	33.17	16.26	34.62	40.30	55.11	105.20	50.09	Peak
4	5708.16	33.19	16.29	34.61	50.94	65.81	107.48	41.67	Peak
5	5720.00	33.21	16.33	34.61	52.64	67.57	110.80	43.23	Peak
6	5725.00	33.21	16.33	34.61	52.52	67.45	122.80	55.35	Peak
7	5747.32	33.24	16.37	34.60	82.64	97.65	-----	-----	Peak

Remarks: 1. Emission Level= Antenna Factor + Cable Loss + Reading - Amp Factor
 2. The emission levels that are 20dB below the official limit are not reported.

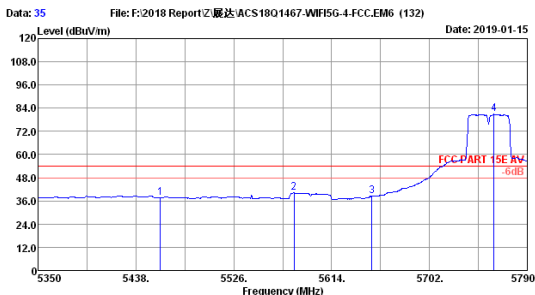


File: F:\2018 Report\Z-展达\ACS1801467-WIFI5G-4-FCC-EM6 (132) Date: 2019-01-15

Site no. : 3m Chamber Data no. : 34
 Dis. / Ant. : 3m 2018 MCTD1209-3006 Ant. pol. : HORIZONTAL
 Limit : FCC 15E PK U-NII-3 Pre :
 Env. / Ins. : 23.4°C/52.9% Engineer : Garry
 EUT : BCM dual band 2*2 WIFI M/N:50-0102-BC-22
 Power rating : AC 120V/60Hz
 Test Mode : 11acHT40 5755MHz Tx Mode
 M/N :

No.	Freq. (MHz)	Ant. Factor (dB/m)	Cable Loss (dB)	AMP factor (dB)	Reading (dBuV)	Emission Level (dBuV/m)	Limits (dBuV/m)	Margin (dB)	Remark
1	5460.00	33.05	15.76	34.69	32.39	46.51	68.20	21.69	Peak
2	5582.76	33.02	16.05	34.66	35.90	50.31	68.20	17.89	Peak
3	5650.08	33.12	16.19	34.64	34.68	49.35	68.26	18.91	Peak
4	5700.00	33.17	16.26	34.62	44.00	58.81	105.20	46.39	Peak
5	5720.00	33.21	16.33	34.61	51.82	66.75	110.80	44.05	Peak
6	5725.00	33.21	16.33	34.61	51.82	66.75	122.80	56.05	Peak
7	5747.32	33.26	16.40	34.59	90.08	105.15	-----	-----	Peak

Remarks: 1. Emission Level= Antenna Factor + Cable Loss + Reading - Amp Factor
 2. The emission levels that are 20dB below the official limit are not reported.

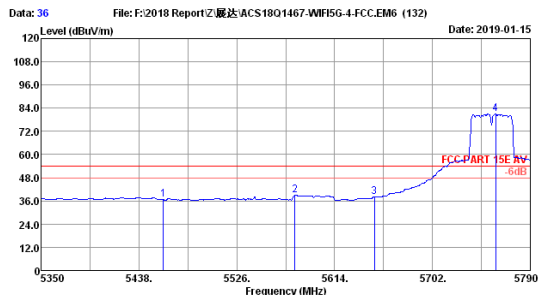


File: F:\2018 Report\Z-展达\ACS1801467-WIFI5G-4-FCC-EM6 (132) Date: 2019-01-15

Site no. : 3m Chamber Data no. : 35
 Dis. / Ant. : 3m 2018 MCTD1209-3006 Ant. pol. : HORIZONTAL
 Limit : FCC PART 15E AV Pre :
 Env. / Ins. : 23.4°C/52.9% Engineer : Garry
 EUT : BCM dual band 2*2 WIFI M/N:50-0102-BC-22
 Power rating : AC 120V/60Hz
 Test Mode : 11acHT40 5755MHz Tx Mode
 M/N :

No.	Freq. (MHz)	Ant. Factor (dB/m)	Cable Loss (dB)	AMP factor (dB)	Reading (dBuV)	Emission Level (dBuV/m)	Limits (dBuV/m)	Margin (dB)	Remark
1	5460.00	33.05	15.76	34.69	23.55	37.67	54.00	16.33	Average
2	5580.12	33.00	16.01	34.66	25.73	40.08	54.00	13.92	Average
3	5650.08	33.12	16.19	34.64	23.68	38.35	54.00	15.65	Average
4	5760.08	33.26	16.40	34.59	65.81	80.88	54.00	-26.88	Average

Remarks: 1. Emission Level= Antenna Factor + Cable Loss + Reading - Amp Factor
 2. The emission levels that are 20dB below the official limit are not reported.

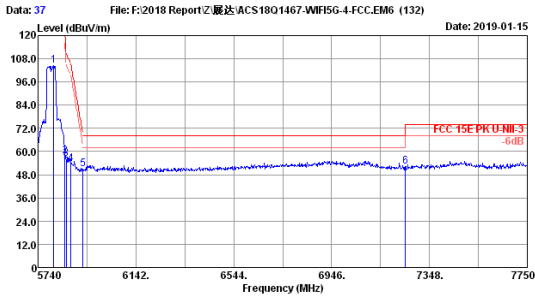


File: F:\2018 Report\Z-展达\ACS1801467-WIFI5G-4-FCC-EM6 (132) Date: 2019-01-15

Site no. : 3m Chamber Data no. : 36
 Dis. / Ant. : 3m 2018 MCTD1209-3006 Ant. pol. : VERTICAL
 Limit : FCC PART 15E AV Pre :
 Env. / Ins. : 23.4°C/52.9% Engineer : Garry
 EUT : BCM dual band 2*2 WIFI M/N:50-0102-BC-22
 Power rating : AC 120V/60Hz
 Test Mode : 11acHT40 5755MHz Tx Mode
 M/N :

No.	Freq. (MHz)	Ant. Factor (dB/m)	Cable Loss (dB)	AMP factor (dB)	Reading (dBuV)	Emission Level (dBuV/m)	Limits (dBuV/m)	Margin (dB)	Remark
1	5460.00	33.05	15.76	34.69	22.47	36.59	54.00	17.41	Average
2	5578.36	33.00	16.01	34.66	24.47	38.82	54.00	15.18	Average
3	5650.00	33.12	16.19	34.64	23.32	37.99	54.00	16.01	Average
4	5758.76	33.26	16.40	34.59	66.16	81.23	54.00	-27.23	Average

Remarks: 1. Emission Level= Antenna Factor + Cable Loss + Reading - Amp Factor
 2. The emission levels that are 20dB below the official limit are not reported.

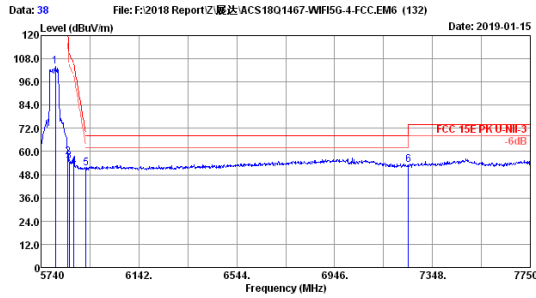


File: F:\2018 Report\Z-测试\ACS1801467-WIFI5G-4-FCC-EM6 (132) Date: 2019-01-15

Site no. : 3m Chamber Data no. : 37
 Dis. / Ant. : 3m 2018 MCTD1209-3006 Ant. pol. : HORIZONTAL
 Limit : FCC 15E PK U-NII-3 Pre :
 Env. / Ins. : 23.4°C/52.9% Engineer : Garry
 EUT : BCM dual band 2*2 WIFI M/N:50-0102-BC-22
 Power rating : AC 120V/60Hz
 Test Mode : 11acHT40 5795MHz Tx Mode
 M/N :

No.	Freq. (MHz)	Ant. Factor (dB/m)	Cable Loss (dB)	AMP factor (dB)	Reading (dBuV)	Emission Level (dBuV/m)	Limits (dBuV/m)	Margin (dB)	Remark
1	5804.32	33.33	16.51	34.58	89.25	104.51	-----	-----	Peak
2	5850.00	33.38	16.58	34.56	42.13	57.53	122.20	64.67	Peak
3	5855.00	33.41	16.62	34.56	40.78	56.25	110.80	54.55	Peak
4	5875.00	33.43	16.65	34.55	38.27	53.80	105.20	51.40	Peak
5	5925.00	33.50	16.76	34.53	35.01	50.74	68.20	17.46	Peak
6	7250.00	36.06	18.70	34.48	31.80	52.08	68.20	16.12	Peak

Remarks: 1. Emission Level= Antenna Factor + Cable Loss + Reading - Amp Factor
 2. The emission levels that are 20dB below the official limit are not reported.

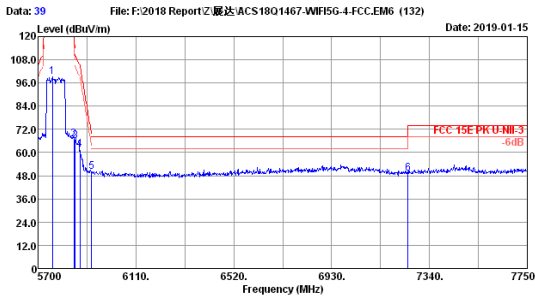


File: F:\2018 Report\Z-测试\ACS1801467-WIFI5G-4-FCC-EM6 (132) Date: 2019-01-15

Site no. : 3m Chamber Data no. : 38
 Dis. / Ant. : 3m 2018 MCTD1209-3006 Ant. pol. : VERTICAL
 Limit : FCC 15E PK U-NII-3 Pre :
 Env. / Ins. : 23.4°C/52.9% Engineer : Garry
 EUT : BCM dual band 2*2 WIFI M/N:50-0102-BC-22
 Power rating : AC 120V/60Hz
 Test Mode : 11acHT40 5795MHz Tx Mode
 M/N :

No.	Freq. (MHz)	Ant. Factor (dB/m)	Cable Loss (dB)	AMP factor (dB)	Reading (dBuV)	Emission Level (dBuV/m)	Limits (dBuV/m)	Margin (dB)	Remark
1	5798.29	33.31	16.47	34.58	88.73	103.93	-----	-----	Peak
2	5850.00	33.38	16.58	34.56	41.93	57.33	122.20	64.87	Peak
3	5855.00	33.41	16.62	34.56	39.26	54.73	110.80	56.07	Peak
4	5875.00	33.43	16.65	34.55	36.77	52.30	105.20	52.90	Peak
5	5925.00	33.50	16.76	34.53	35.72	51.45	68.20	16.75	Peak
6	7250.00	36.06	18.70	34.48	32.65	52.93	68.20	15.27	Peak

Remarks: 1. Emission Level= Antenna Factor + Cable Loss + Reading - Amp Factor
 2. The emission levels that are 20dB below the official limit are not reported.

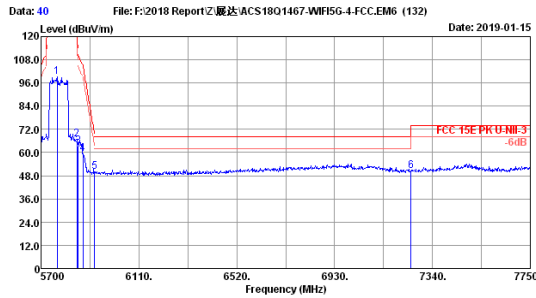


File: F:\2018 Report\Z-测试\ACS1801467-WIFI5G-4-FCC-EM6 (132) Date: 2019-01-15

Site no. : 3m Chamber Data no. : 39
 Dis. / Ant. : 3m 2018 MCTD1209-3006 Ant. pol. : HORIZONTAL
 Limit : FCC 15E PK U-NII-3 Pre :
 Env. / Ins. : 23.4°C/52.9% Engineer : Garry
 EUT : BCM dual band 2*2 WIFI M/N:50-0102-BC-22
 Power rating : AC 120V/60Hz
 Test Mode : 11acHT80 5775MHz Tx Mode
 M/N :

No.	Freq. (MHz)	Ant. Factor (dB/m)	Cable Loss (dB)	AMP factor (dB)	Reading (dBuV)	Emission Level (dBuV/m)	Limits (dBuV/m)	Margin (dB)	Remark
1	5759.45	33.26	16.40	34.59	83.97	99.04	-----	-----	Peak
2	5849.65	33.38	16.58	34.56	51.46	66.86	-----	-----	Peak
3	5855.00	33.41	16.62	34.56	50.52	65.99	110.80	44.81	Peak
4	5875.00	33.43	16.65	34.55	46.12	61.65	105.20	43.55	Peak
5	5925.00	33.50	16.76	34.53	34.37	50.10	68.20	18.10	Peak
6	7250.00	36.06	18.70	34.48	28.96	49.24	68.20	18.96	Peak

Remarks: 1. Emission Level= Antenna Factor + Cable Loss + Reading - Amp Factor
 2. The emission levels that are 20dB below the official limit are not reported.

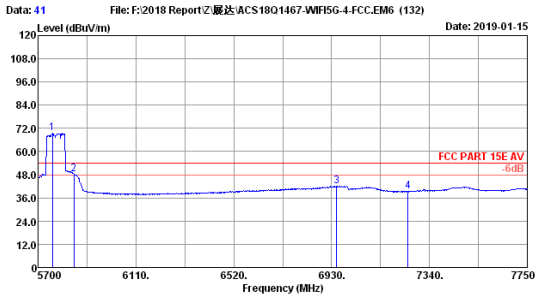


File: F:\2018 Report\Z-测试\ACS1801467-WIFI5G-4-FCC-EM6 (132) Date: 2019-01-15

Site no. : 3m Chamber Data no. : 40
 Dis. / Ant. : 3m 2018 MCTD1209-3006 Ant. pol. : VERTICAL
 Limit : FCC 15E PK U-NII-3 Pre :
 Env. / Ins. : 23.4°C/52.9% Engineer : Garry
 EUT : BCM dual band 2*2 WIFI M/N:50-0102-BC-22
 Power rating : AC 120V/60Hz
 Test Mode : 11acHT80 5775MHz Tx Mode
 M/N :

No.	Freq. (MHz)	Ant. Factor (dB/m)	Cable Loss (dB)	AMP factor (dB)	Reading (dBuV)	Emission Level (dBuV/m)	Limits (dBuV/m)	Margin (dB)	Remark
1	5767.65	33.26	16.40	34.59	84.28	99.35	-----	-----	Peak
2	5849.65	33.38	16.58	34.56	51.41	66.81	-----	-----	Peak
3	5855.00	33.41	16.62	34.56	47.69	63.16	110.80	47.64	Peak
4	5875.00	33.43	16.65	34.55	43.75	59.28	105.20	45.92	Peak
5	5925.00	33.50	16.76	34.53	34.50	50.23	68.20	17.97	Peak
6	7250.00	36.06	18.70	34.48	30.28	50.56	68.20	17.64	Peak

Remarks: 1. Emission Level= Antenna Factor + Cable Loss + Reading - Amp Factor
 2. The emission levels that are 20dB below the official limit are not reported.

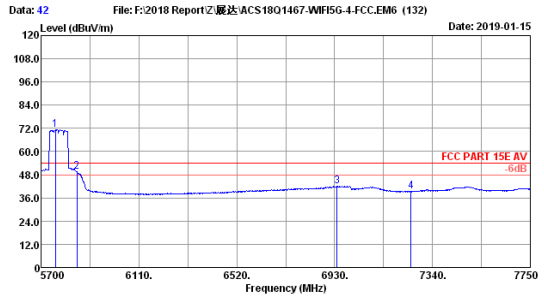


Data: 41 File: F:\2018 Report\Z-展达\ACS1801467-WIFI5G-4-FCC-EM6 (132) Date: 2019-01-15

Site no. : 3m Chamber Data no. : 41
 Dis. / Ant. : 3m 2018 MCTD1209-3006 Ant. pol. : VERTICAL
 Limit : FCC PART 15E AV Pre :
 Env. / Ins. : 23.4°C/52.9% Engineer : Garry
 EUT : BCM dual band 2*2 WIFI M/N:50-0102-BC-22
 Power rating : AC 120V/60Hz
 Test Mode : 11acHT80 5775MHz Tx Mode
 M/N :

No.	Freq. (MHz)	Ant. Factor (dB/m)	Cable Loss (dB)	AMP factor (dB)	Reading (dBuV)	Emission Level (dBuV/m)	Limits (dBuV/m)	Margin (dB)	Remark
1	5759.45	33.26	16.40	34.59	54.63	69.70	54.00	-15.70	Average
2	5850.00	33.38	16.58	34.56	32.94	48.34	54.00	5.66	Average
3	6950.50	35.78	18.42	34.41	22.17	41.96	54.00	12.04	Average
4	7250.00	36.06	18.70	34.48	19.02	39.30	54.00	14.70	Average

Remarks: 1. Emission Level= Antenna Factor + Cable Loss + Reading - Amp Factor
 2. The emission levels that are 20dB below the official limit are not reported.

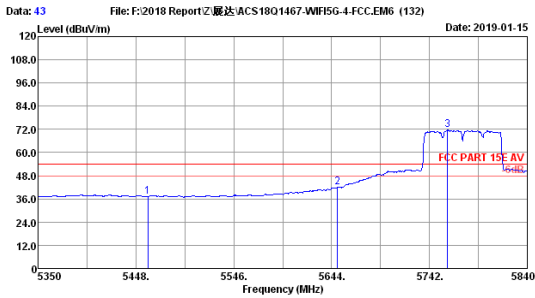


Data: 42 File: F:\2018 Report\Z-展达\ACS1801467-WIFI5G-4-FCC-EM6 (132) Date: 2019-01-15

Site no. : 3m Chamber Data no. : 42
 Dis. / Ant. : 3m 2018 MCTD1209-3006 Ant. pol. : HORIZONTAL
 Limit : FCC PART 15E AV Pre :
 Env. / Ins. : 23.4°C/52.9% Engineer : Garry
 EUT : BCM dual band 2*2 WIFI M/N:50-0102-BC-22
 Power rating : AC 120V/60Hz
 Test Mode : 11acHT80 5775MHz Tx Mode
 M/N :

No.	Freq. (MHz)	Ant. Factor (dB/m)	Cable Loss (dB)	AMP factor (dB)	Reading (dBuV)	Emission Level (dBuV/m)	Limits (dBuV/m)	Margin (dB)	Remark
1	5759.45	33.26	16.40	34.59	56.33	71.40	54.00	-17.40	Average
2	5849.65	33.38	16.58	34.56	34.05	49.45	54.00	4.55	Average
3	6940.25	35.73	18.39	34.41	22.26	41.97	54.00	12.03	Average
4	7249.80	36.06	18.70	34.48	18.96	39.24	54.00	14.76	Average

Remarks: 1. Emission Level= Antenna Factor + Cable Loss + Reading - Amp Factor
 2. The emission levels that are 20dB below the official limit are not reported.

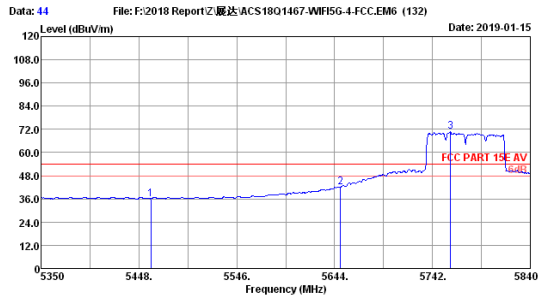


Data: 43 File: F:\2018 Report\Z-展达\ACS1801467-WIFI5G-4-FCC-EM6 (132) Date: 2019-01-15

Site no. : 3m Chamber Data no. : 43
 Dis. / Ant. : 3m 2018 MCTD1209-3006 Ant. pol. : HORIZONTAL
 Limit : FCC PART 15E AV Pre :
 Env. / Ins. : 23.4°C/52.9% Engineer : Garry
 EUT : BCM dual band 2*2 WIFI M/N:50-0102-BC-22
 Power rating : AC 120V/60Hz
 Test Mode : 11acHT80 5775MHz Tx Mode
 M/N :

No.	Freq. (MHz)	Ant. Factor (dB/m)	Cable Loss (dB)	AMP factor (dB)	Reading (dBuV)	Emission Level (dBuV/m)	Limits (dBuV/m)	Margin (dB)	Remark
1	5460.00	33.05	15.76	34.69	23.24	37.36	54.00	16.64	Average
2	5650.00	33.12	16.19	34.64	27.33	42.00	54.00	12.00	Average
3	5760.13	33.26	16.40	34.59	56.54	71.61	54.00	-17.61	Average

Remarks: 1. Emission Level= Antenna Factor + Cable Loss + Reading - Amp Factor
 2. The emission levels that are 20dB below the official limit are not reported.

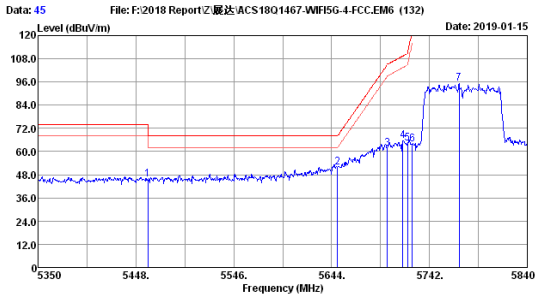


Data: 44 File: F:\2018 Report\Z-展达\ACS1801467-WIFI5G-4-FCC-EM6 (132) Date: 2019-01-15

Site no. : 3m Chamber Data no. : 44
 Dis. / Ant. : 3m 2018 MCTD1209-3006 Ant. pol. : VERTICAL
 Limit : FCC PART 15E AV Pre :
 Env. / Ins. : 23.4°C/52.9% Engineer : Garry
 EUT : BCM dual band 2*2 WIFI M/N:50-0102-BC-22
 Power rating : AC 120V/60Hz
 Test Mode : 11acHT80 5775MHz Tx Mode
 M/N :

No.	Freq. (MHz)	Ant. Factor (dB/m)	Cable Loss (dB)	AMP factor (dB)	Reading (dBuV)	Emission Level (dBuV/m)	Limits (dBuV/m)	Margin (dB)	Remark
1	5460.00	33.05	15.76	34.69	21.96	36.08	54.00	17.92	Average
2	5650.00	33.12	16.19	34.64	27.46	42.13	54.00	11.87	Average
3	5760.13	33.26	16.40	34.59	55.72	70.79	54.00	-16.79	Average

Remarks: 1. Emission Level= Antenna Factor + Cable Loss + Reading - Amp Factor
 2. The emission levels that are 20dB below the official limit are not reported.

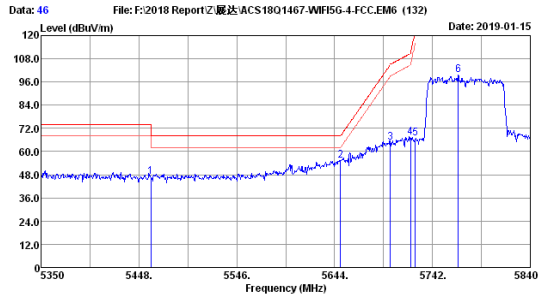


File: F:\2018 Report\Z-威达\ACS1801467-WIFI5G-4-FCC-EM6 (132) Date: 2019-01-15

Site no. : 3m Chamber Data no. : 45
 Dis. / Ant. : 3m 2018 MCTD1209-3006 Ant. pol. : VERTICAL
 Limit : FCC 15E PK U-NII-3 Pre :
 Env. / Ins. : 23.4°C/52.9% Engineer : Garry
 EUT : BCM dual band 2*2 WIFI M/N:50-0102-BC-22
 Power rating : AC 120V/60Hz
 Test Mode : 11acHT80 5775MHz Tx Mode
 M/N :

No.	Freq. (MHz)	Ant. Factor (dB/m)	Cable Loss (dB)	AMP factor (dB)	Reading (dBuV)	Emission Level (dBuV/m)	Limits (dBuV/m)	Margin (dB)	Remark
1	5460.00	33.05	15.76	34.69	31.50	45.62	68.20	22.58	Peak
2	5650.00	33.12	16.19	34.64	37.18	51.85	68.20	16.35	Peak
3	5700.00	33.17	16.26	34.62	46.63	61.44	105.20	43.76	Peak
4	5715.54	33.19	16.29	34.61	50.73	65.60	109.55	43.95	Peak
5	5720.00	33.21	16.33	34.61	49.37	64.30	110.80	46.50	Peak
6	5725.00	33.21	16.33	34.61	48.82	63.75	122.80	59.05	Peak
7	5771.89	33.29	16.44	34.59	79.85	94.99	-----	-----	Peak

Remarks: 1. Emission Level= Antenna Factor + Cable Loss + Reading - Amp Factor
 2. The emission levels that are 20dB below the official limit are not reported.

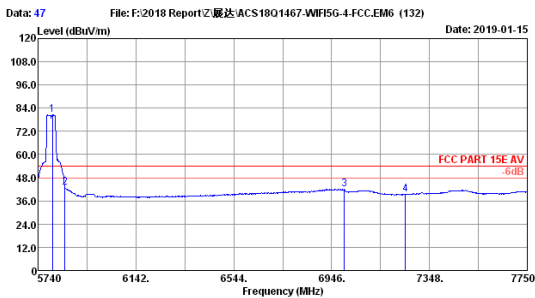


File: F:\2018 Report\Z-威达\ACS1801467-WIFI5G-4-FCC-EM6 (132) Date: 2019-01-15

Site no. : 3m Chamber Data no. : 46
 Dis. / Ant. : 3m 2018 MCTD1209-3006 Ant. pol. : HORIZONTAL
 Limit : FCC 15E PK U-NII-3 Pre :
 Env. / Ins. : 23.4°C/52.9% Engineer : Garry
 EUT : BCM dual band 2*2 WIFI M/N:50-0102-BC-22
 Power rating : AC 120V/60Hz
 Test Mode : 11acHT80 5775MHz Tx Mode
 M/N :

No.	Freq. (MHz)	Ant. Factor (dB/m)	Cable Loss (dB)	AMP factor (dB)	Reading (dBuV)	Emission Level (dBuV/m)	Limits (dBuV/m)	Margin (dB)	Remark
1	5460.00	33.05	15.76	34.69	32.72	46.84	68.20	21.36	Peak
2	5650.00	33.12	16.19	34.64	40.51	55.18	68.20	13.02	Peak
3	5700.00	33.17	16.26	34.62	49.93	64.74	105.20	40.46	Peak
4	5720.00	33.21	16.33	34.61	52.33	67.25	110.80	43.54	Peak
5	5725.00	33.21	16.33	34.61	52.00	66.93	122.80	55.87	Peak
6	5767.97	33.26	16.40	34.59	84.53	99.60	-----	-----	Peak

Remarks: 1. Emission Level= Antenna Factor + Cable Loss + Reading - Amp Factor
 2. The emission levels that are 20dB below the official limit are not reported.

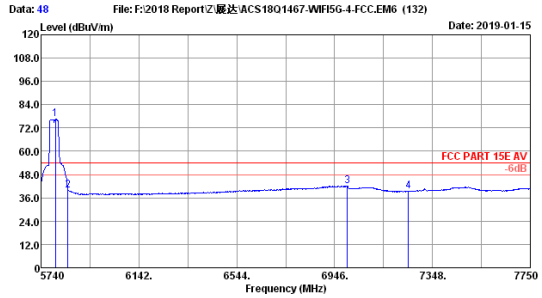


File: F:\2018 Report\Z-威达\ACS1801467-WIFI5G-4-FCC-EM6 (132) Date: 2019-01-15

Site no. : 3m Chamber Data no. : 47
 Dis. / Ant. : 3m 2018 MCTD1209-3006 Ant. pol. : HORIZONTAL
 Limit : FCC PART 15E AV Pre :
 Env. / Ins. : 23.4°C/52.9% Engineer : Garry
 EUT : BCM dual band 2*2 WIFI M/N:50-0102-BC-22
 Power rating : AC 120V/60Hz
 Test Mode : 11acHT40 5795MHz Tx Mode
 M/N :

No.	Freq. (MHz)	Ant. Factor (dB/m)	Cable Loss (dB)	AMP factor (dB)	Reading (dBuV)	Emission Level (dBuV/m)	Limits (dBuV/m)	Margin (dB)	Remark
1	5798.29	33.31	16.47	34.58	65.33	80.53	54.00	-26.53	Average
2	5850.00	33.38	16.58	34.56	27.55	42.95	54.00	11.05	Average
3	6998.26	35.90	18.50	34.40	22.14	42.14	54.00	11.86	Average
4	7249.51	36.06	18.70	34.48	19.01	39.29	54.00	14.71	Average

Remarks: 1. Emission Level= Antenna Factor + Cable Loss + Reading - Amp Factor
 2. The emission levels that are 20dB below the official limit are not reported.



File: F:\2018 Report\Z-威达\ACS1801467-WIFI5G-4-FCC-EM6 (132) Date: 2019-01-15

Site no. : 3m Chamber Data no. : 48
 Dis. / Ant. : 3m 2018 MCTD1209-3006 Ant. pol. : VERTICAL
 Limit : FCC PART 15E AV Pre :
 Env. / Ins. : 23.4°C/52.9% Engineer : Garry
 EUT : BCM dual band 2*2 WIFI M/N:50-0102-BC-22
 Power rating : AC 120V/60Hz
 Test Mode : 11acHT40 5795MHz Tx Mode
 M/N :

No.	Freq. (MHz)	Ant. Factor (dB/m)	Cable Loss (dB)	AMP factor (dB)	Reading (dBuV)	Emission Level (dBuV/m)	Limits (dBuV/m)	Margin (dB)	Remark
1	5798.29	33.31	16.47	34.58	61.39	76.59	54.00	-22.59	Average
2	5850.55	33.38	16.58	34.56	24.63	40.03	54.00	13.97	Average
3	6998.26	35.90	18.50	34.40	22.14	42.14	54.00	11.86	Average
4	7250.00	36.06	18.70	34.48	19.01	39.29	54.00	14.71	Average

Remarks: 1. Emission Level= Antenna Factor + Cable Loss + Reading - Amp Factor
 2. The emission levels that are 20dB below the official limit are not reported.