



### Contents

The Amigo 7X is supplied with the correct power adapter for your local system. The package may also contain optional accessories shown below, depending on your service provider.

The Amigo 7X is protected with a clear plastic film. This should be removed before use.

### Optional accessories



Remote control and batteries

HDMI cable 

Ethernet cable 

3.5 mm jack to 3 x RCA cable 

### Important - Safety instructions

Read these instructions carefully and keep for future reference. Note all warnings.

The product contains no user-serviceable parts. Refer all servicing to qualified service personnel.

Handle the product with care and do not attempt to dismantle the product.

Do not expose the product or its accessories to any liquids, rain or moisture.

Do not locate the product near a heat source and do not block ventilation holes: the product will become warm during operation. Allow at least 10 cm (4") around the product for air circulation.

Do not place the product where it may be subject to physical shock, vibration or where the product may fall over.

Do not place the product on soft furnishings or carpets.

Only use the power supply provided by the manufacturer. The use of any other type of power supply may invalidate any approval or warranty applying to the product and may be dangerous. If the power supply does not match your local system, contact your product supplier.

Protect the power supply cord from damage.

Before disconnecting the device from the power supply cord, first remove the power cord from the main outlet.

Disconnect the product from the mains supply if left unused for long periods of time or during electrical storms.

Disconnect the product before cleaning, and use a dry cloth only.


Only use attachments and accessories specified by the manufacturer.

The product is for indoor use only.

## 1. Overview of the Amigo 7X



1. Power/Activity LED and IR receiver.



1. DC power input 5V 2A.
2. HDMI port.
3. Analogue A/V output (adapter cable available).
4. Ethernet port.
5. 2X USB port. **DO NOT** use this port for Powered USB. Use for external storage media such as USB flash drive (external storage media must be formatted as FAT32). You can also update software and program lists using this connection.
6. MicroSD Slot (IP only).

## 2. Connecting the Amigo 7X to a TV



**Warning!** Before connecting or disconnecting any cable, switch off all system devices (TV, A/V Amplifier, etc.) and disconnect from the main electrical supply.

The Amigo 7X provides options for connecting audio and video to your TV:


**HDMI** (recommended): Best quality. Connect an HDMI cable to the HDMI output of the Amigo 7X and to the HDMI input of your TV.

**Analogue A/V:** Good quality. SD only composite with analogue audio left/right.

### Connecting via Wi-Fi


Internal dual band Wi-Fi is a feature for the Amigo 7X. Please contact your service provider for detailed instructions about the wireless network configuration.

### 3. Connecting the Amigo 7X to an A/V receiver



Connect an HDMI cable to the HDMI output of the Amigo 7X and to the HDMI input of your A/V receiver or home cinema system.

### 4. Connecting the Amigo 7X to the power supply



**Warning!** The Amigo 7X must only be used with the supplied power adapter.

Connect the power adapter to the power input of the Amigo 7X, then connect the power adapter to the mains supply. The power adapter provided will be specific to your region. Ensure you have the correct power adapter for your region. If you are unsure, contact your service provider.

### FCC statement

This equipment has been tested and found to comply with the limits for a Class B digital device, pursuant to part 15 of the FCC rules. These limits are designed to provide reasonable protection against harmful interference in a residential installation. This equipment generates, uses and can radiate radio frequency energy and, if not installed and used in accordance with the instructions, may cause harmful interference to radio communications. However, there is no guarantee that interference will not occur in a particular installation. If this equipment does cause harmful interference to radio or television reception, which can be determined by turning the equipment off and on, the user is encouraged to try to correct the interference by one or more of the following measures:

- Reorient or relocate the receiving antenna.
- Increase the separation between the equipment and receiver.
- Connect the equipment into an outlet on a circuit different from that to which the receiver is connected.
- Consult the dealer or an experienced radio/TV technician for help.

FCC Caution: Any changes or modifications not expressly approved by the party responsible for compliance could void the user's authority to operate this equipment.

This device complies with Part 15 of the FCC Rules. Operation is subject to the following two conditions:

1. this device may not cause harmful interference, and
2. this device must accept any interference received, including interference that may cause undesired operation of the device.

#### IMPORTANT NOTE:

RF exposure warning statement:

1. This transmitter must not be co-located or operating in conjunction with any other antenna or transmitter.
2. This equipment complies with FCC radiation exposure limits set forth for an uncontrolled environment. This equipment should be installed and operated with a minimum distance of 20 centimetres between the radiator and your body.

### Support and regulatory information

#### European Approvals

2014/53/EU (RED Directive)  
2011/65/EU (RoHS Directive)  
2012/19/EU (WEEE Directive)  
2014/35/EU (Low Voltage Directive)

#### Conformity

EN60950-1: 2006  
CAN/CSA-C22.2 No. EN60950-1



Manufactured under licence from Dolby Laboratories. Dolby, Dolby Audio, and the double-D symbol are trademarks of Dolby Laboratories.

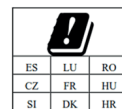
The country code selection feature is disabled for products marketed to the US/Canada.

For support and further regulatory information about this product, go to: [www.aminocom.com/legal/docs](http://www.aminocom.com/legal/docs)

**Manufacturer/importer:** Amino Communications Ltd, 1010 Cambourne Business Park, Cambourne, Cambridge, CB23 6DP, United Kingdom.

#### Declaration of Conformity

Hereby, **Amino Communications Ltd.** declares that the radio equipment type **IP Digital set-top box** is in compliance with Directive 2014/53/EU. The full text of the EU Declaration of Conformity is available at the following internet address: [www.aminocom.com/support](http://www.aminocom.com/support)



### Operating information

Operating temperature: 5 °C to 40 °C (40 °F to 104 °F)  
Frequency bands and maximum powers:

#### WLAN

2.4 GHz: EIRP < 20 dBm  
5.18-5.24 GHz: EIRP < 23 dBm  
5.26-5.32 GHz: EIRP < 23 dBm  
5.50-5.70 GHz: EIRP < 23 dBm

#### Bluetooth

BT-EDR: EIRP < 4 dBm  
BT-LE: EIRP < 2 dBm

#### IC STATEMENT

This device complies with Industry Canada licence-exempt RSS standard(s). Operation is subject to the following two conditions: (1) this device may not cause interference, and (2) this device must accept any interference, including interference that may cause undesired operation of the device.

Le présent appareil est conforme aux CNR d'Industrie Canada applicables aux appareils radio exempts de licence. L'exploitation est autorisée aux deux conditions suivantes : (1) l'appareil ne doit pas produire de brouillage, et (2) l'utilisateur de l'appareil doit accepter tout brouillage radioélectrique subi, même si le brouillage est susceptible d'en compromettre le fonctionnement.

The distance between user and device should be no less than 20cm. la distance entre l'utilisation et l'appareil ne doit pas être inférieure à 20 cm.