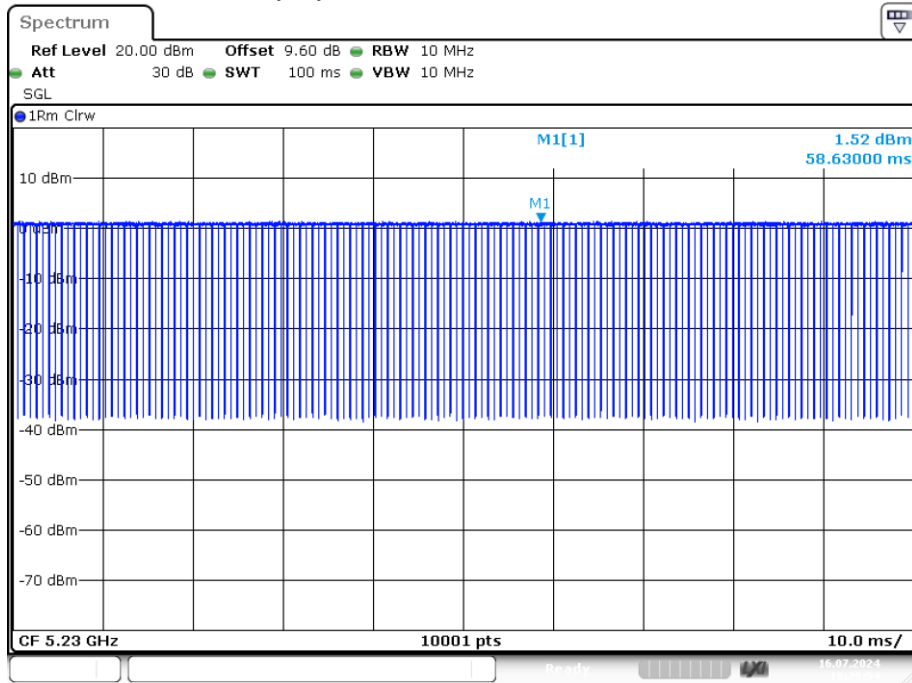
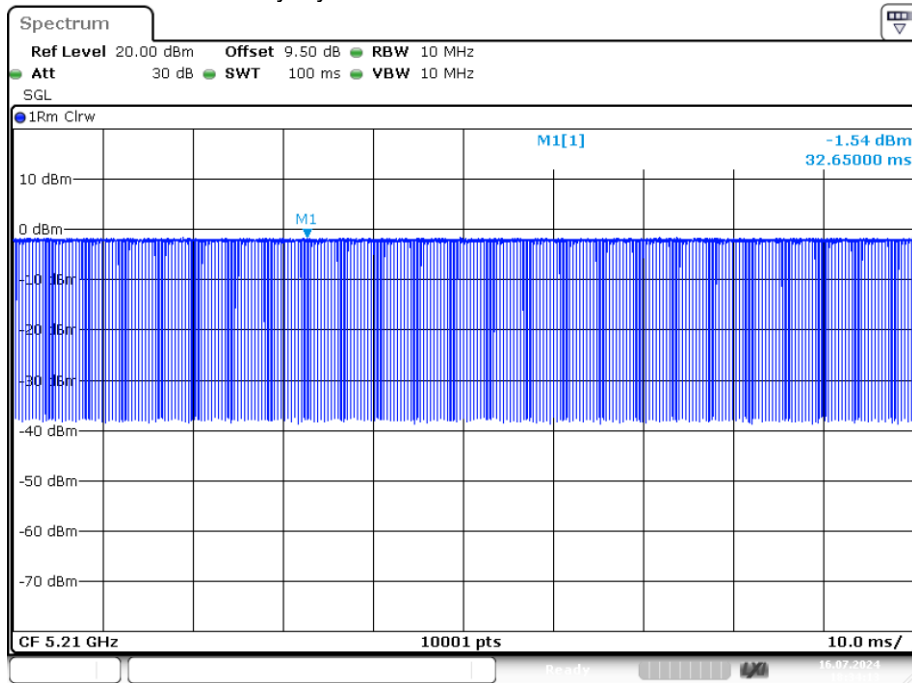


### Duty Cycle NVNT ac40 5230MHz Ant1



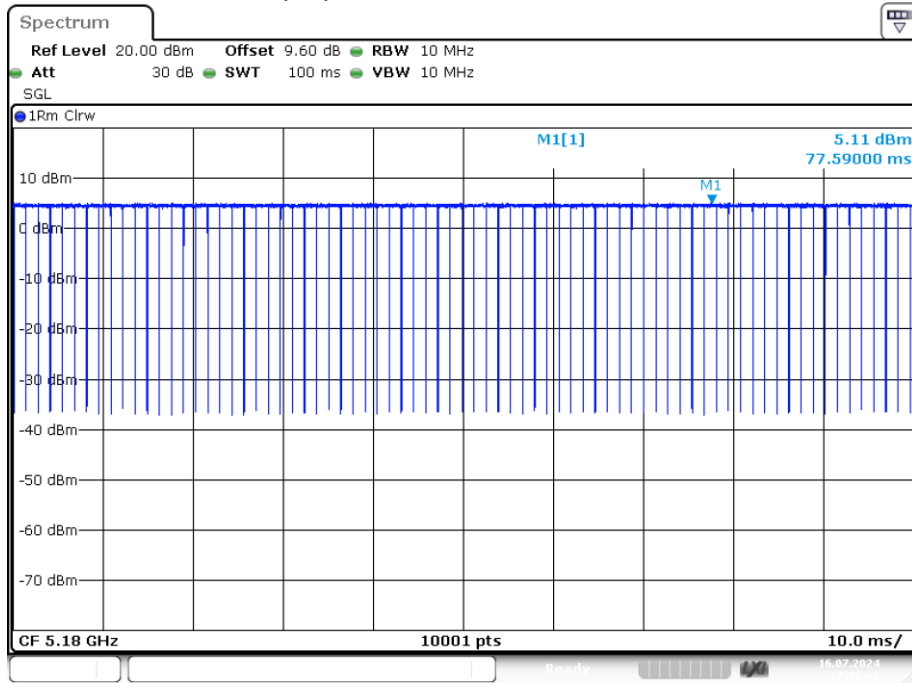
Date: 16.JUL.2024 18:29:54

### Duty Cycle NVNT ac80 5210MHz Ant1



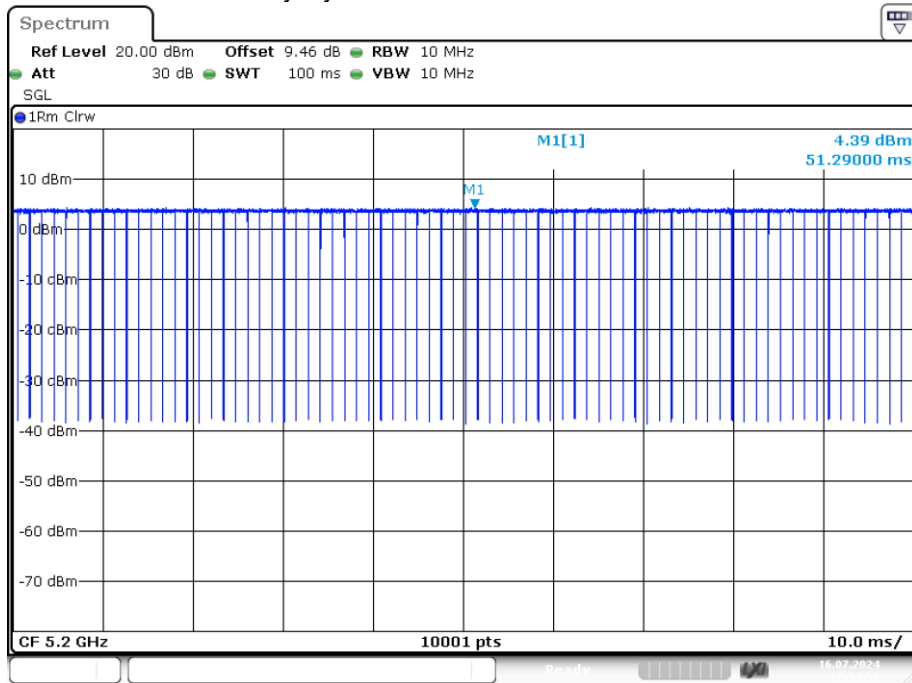
Date: 16.JUL.2024 18:34:13

### Duty Cycle NVNT n20 5180MHz Ant1



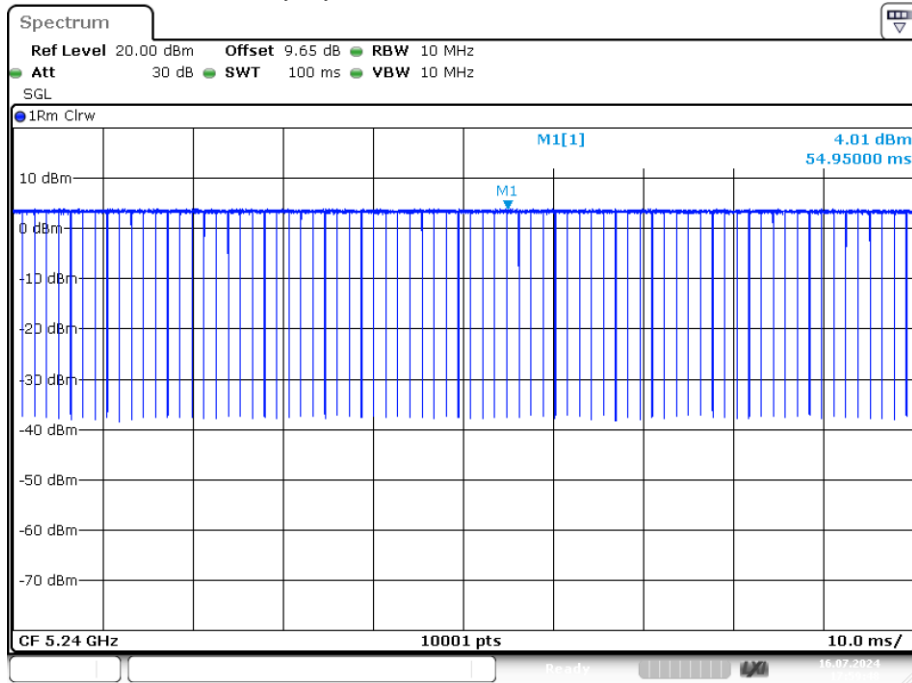
Date: 16.JUL.2024 17:52:04

### Duty Cycle NVNT n20 5200MHz Ant1



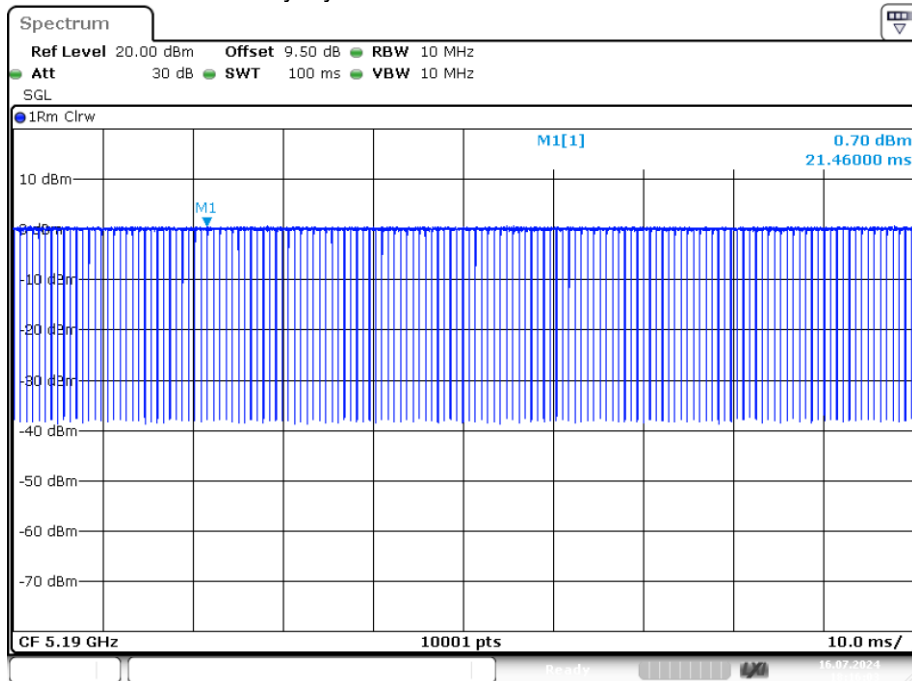
Date: 16.JUL.2024 17:54:52

### Duty Cycle NVNT n20 5240MHz Ant1



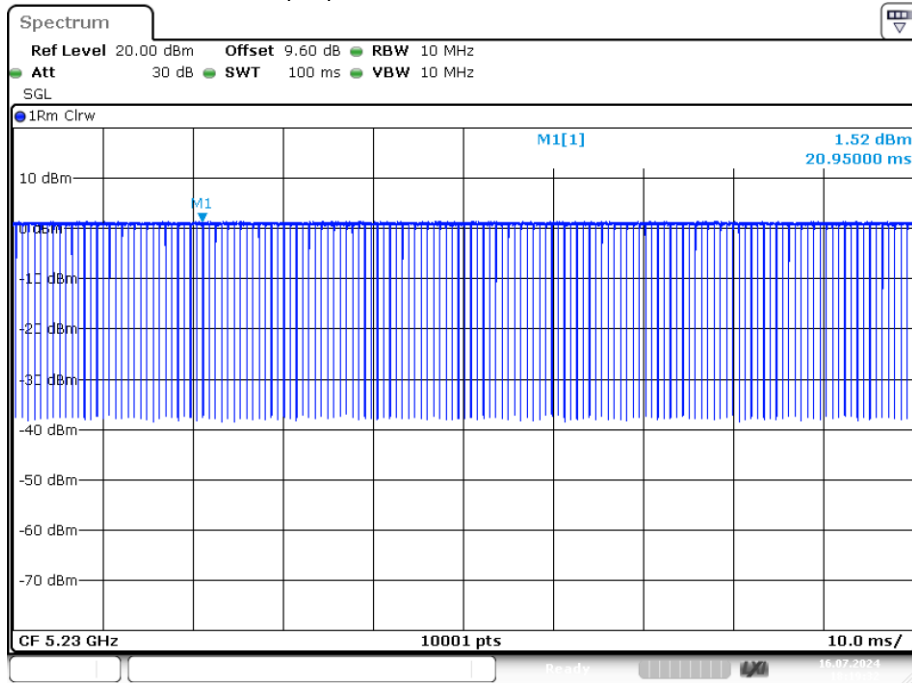
Date: 16.JUL.2024 17:59:48

### Duty Cycle NVNT n40 5190MHz Ant1



Date: 16.JUL.2024 18:16:03

Duty Cycle NVNT n40 5230MHz Ant1



Date: 16.JUL.2024 18:19:32

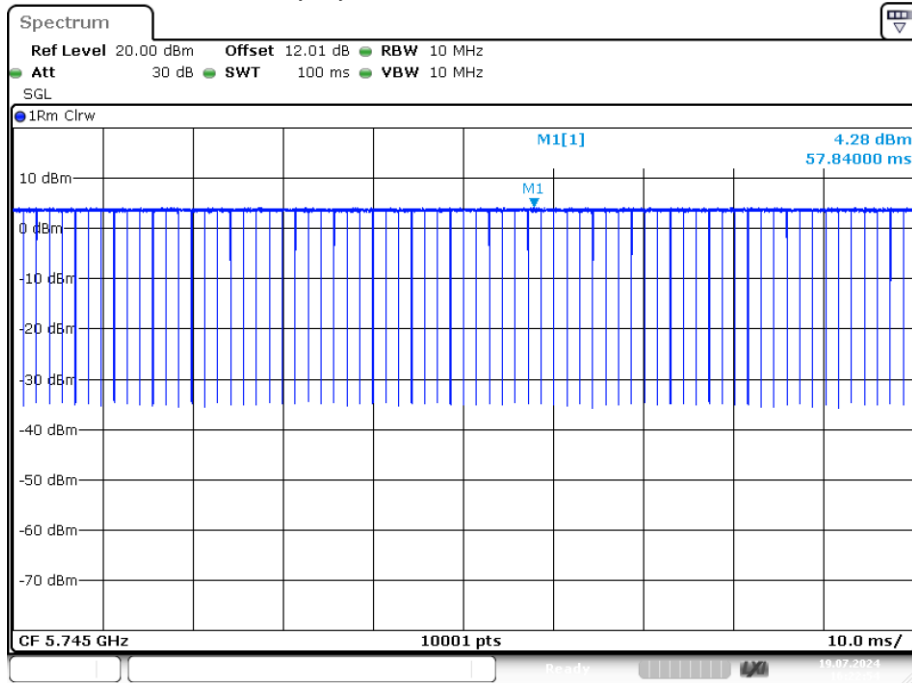
**Band 4 (5725 – 5850 MHz)**

| Condition | Mode | Frequency (MHz) | Antenna | Duty Factor (Db) | Conducted Power (dBm) | Limit (dBm) | Verdict |
|-----------|------|-----------------|---------|------------------|-----------------------|-------------|---------|
| NVNT      | a    | 5745            | Ant1    | 0.11             | 14.479                | 30          | Pass    |
| NVNT      | a    | 5785            | Ant1    | 0.11             | 14.527                | 30          | Pass    |
| NVNT      | a    | 5825            | Ant1    | 0.11             | 15.439                | 30          | Pass    |
| NVNT      | ac20 | 5745            | Ant1    | 0.11             | 15.115                | 30          | Pass    |
| NVNT      | ac20 | 5785            | Ant1    | 0.11             | 14.991                | 30          | Pass    |
| NVNT      | ac20 | 5825            | Ant1    | 0.11             | 15.441                | 30          | Pass    |
| NVNT      | ac40 | 5755            | Ant1    | 0.23             | 14.949                | 30          | Pass    |
| NVNT      | ac40 | 5795            | Ant1    | 0.23             | 15.728                | 30          | Pass    |
| NVNT      | ac80 | 5775            | Ant1    | 0.47             | 14.695                | 30          | Pass    |
| NVNT      | n20  | 5745            | Ant1    | 0.12             | 15.718                | 30          | Pass    |
| NVNT      | n20  | 5785            | Ant1    | 0.12             | 15.488                | 30          | Pass    |
| NVNT      | n20  | 5825            | Ant1    | 0.12             | 15.402                | 30          | Pass    |
| NVNT      | n40  | 5755            | Ant1    | 0.23             | 15.826                | 30          | Pass    |
| NVNT      | n40  | 5795            | Ant1    | 0.23             | 15.189                | 30          | Pass    |

**Duty Cycle**

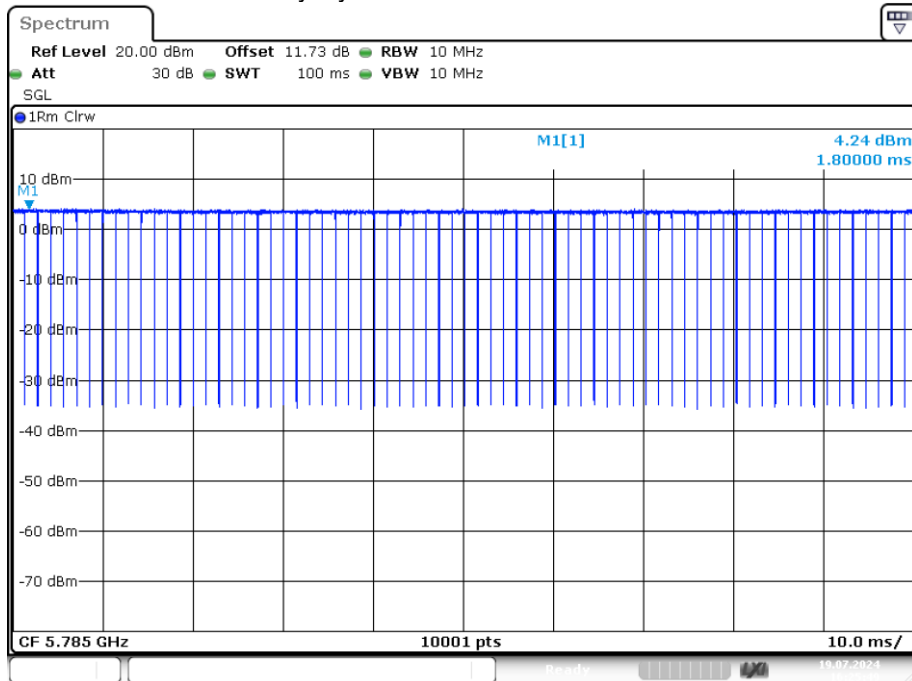
| Condition | Mode | Frequency (MHz) | Antenna | Duty Cycle (%) | Correction Factor (dB) |
|-----------|------|-----------------|---------|----------------|------------------------|
| NVNT      | a    | 5745            | Ant1    | 97.54          | 0.11                   |
| NVNT      | a    | 5785            | Ant1    | 97.53          | 0.11                   |
| NVNT      | a    | 5825            | Ant1    | 97.52          | 0.11                   |
| NVNT      | ac20 | 5745            | Ant1    | 97.43          | 0.11                   |
| NVNT      | ac20 | 5785            | Ant1    | 97.4           | 0.11                   |
| NVNT      | ac20 | 5825            | Ant1    | 97.39          | 0.11                   |
| NVNT      | ac40 | 5755            | Ant1    | 94.91          | 0.23                   |
| NVNT      | ac40 | 5795            | Ant1    | 94.92          | 0.23                   |
| NVNT      | ac80 | 5775            | Ant1    | 89.75          | 0.47                   |
| NVNT      | n20  | 5745            | Ant1    | 97.38          | 0.12                   |
| NVNT      | n20  | 5785            | Ant1    | 97.36          | 0.12                   |
| NVNT      | n20  | 5825            | Ant1    | 97.35          | 0.12                   |
| NVNT      | n40  | 5755            | Ant1    | 94.85          | 0.23                   |
| NVNT      | n40  | 5795            | Ant1    | 94.87          | 0.23                   |

### Duty Cycle NVNT a 5745MHz Ant1



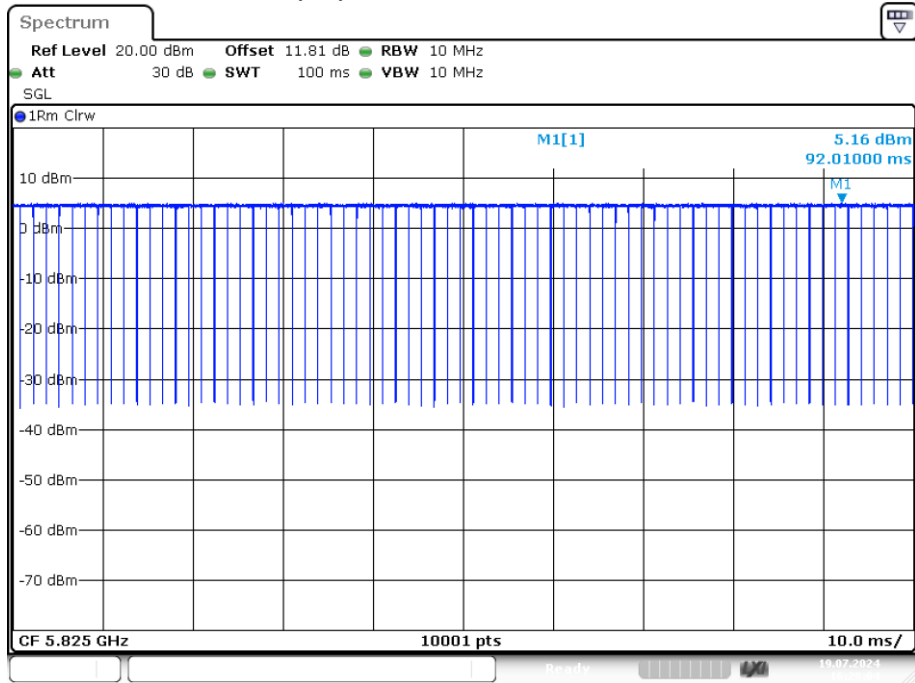
Date: 19.JUL.2024 16:22:54

### Duty Cycle NVNT a 5785MHz Ant1



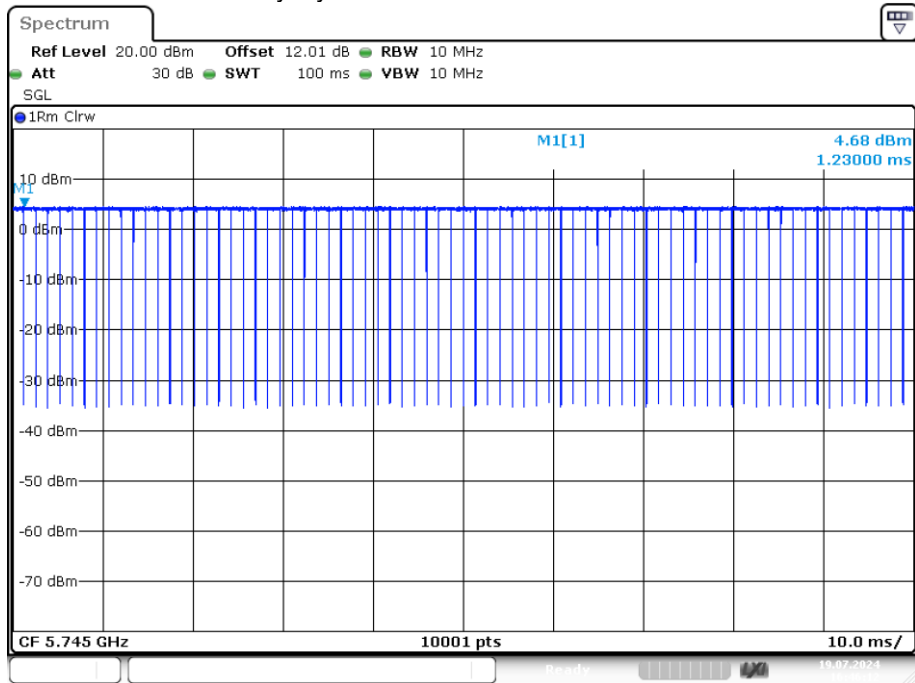
Date: 19.JUL.2024 16:25:49

### Duty Cycle NVNT a 5825MHz Ant1



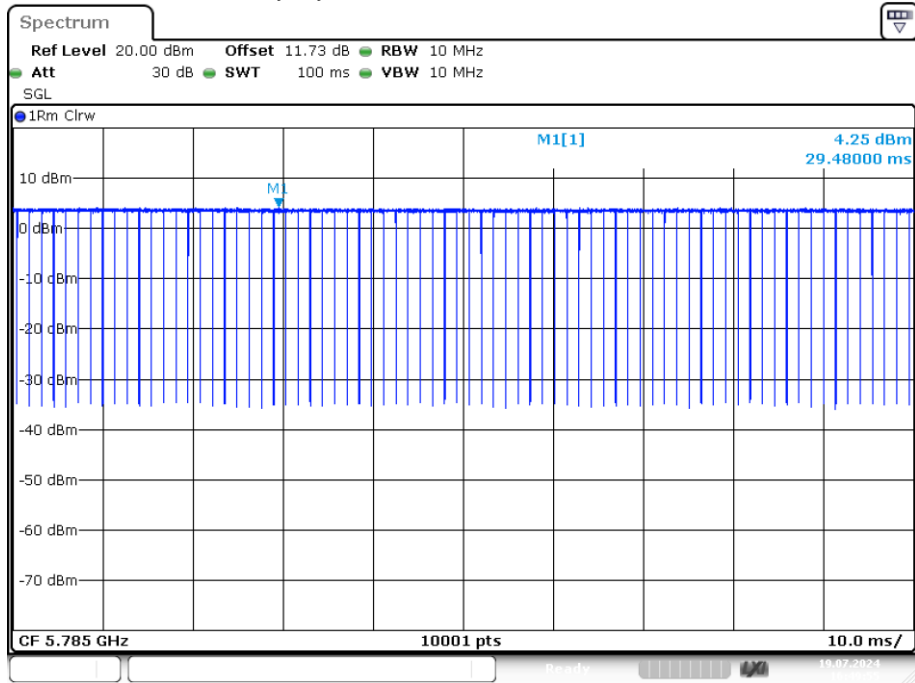
Date: 19.JUL.2024 16:28:04

### Duty Cycle NVNT ac20 5745MHz Ant1



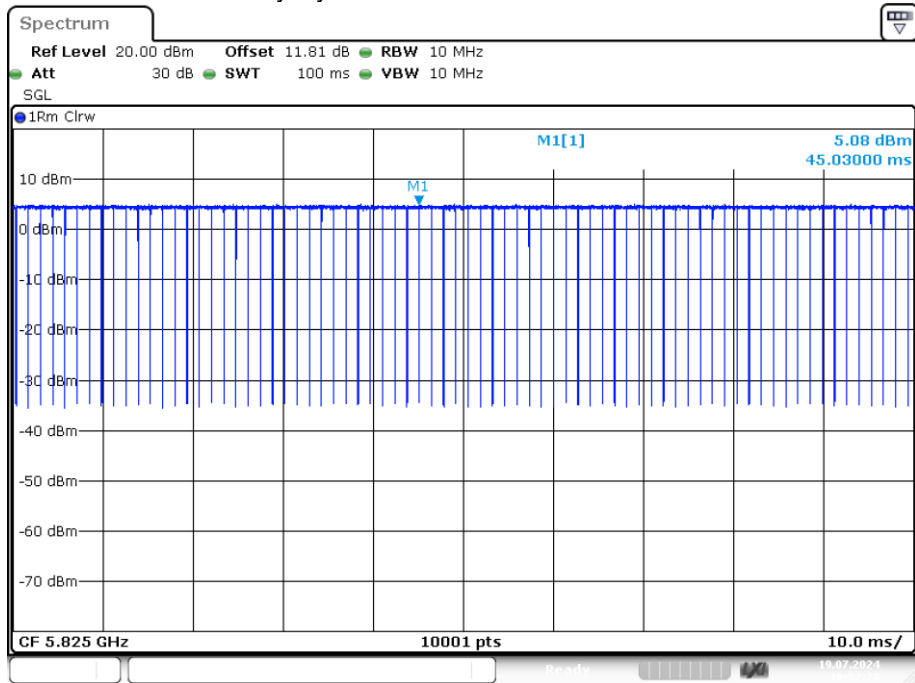
Date: 19.JUL.2024 16:46:11

### Duty Cycle NVNT ac20 5785MHz Ant1



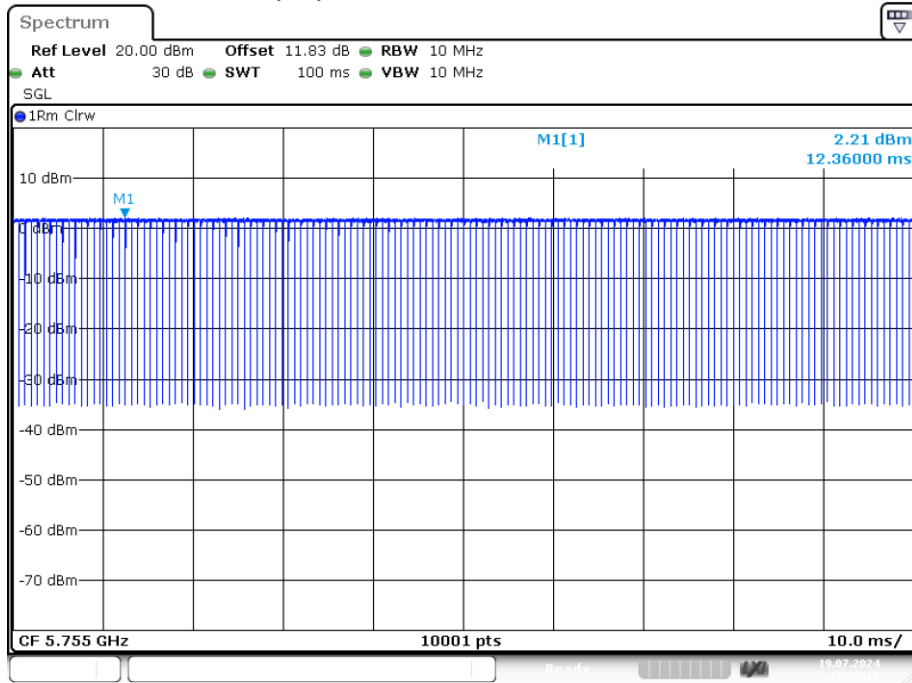
Date: 19.JUL.2024 16:49:55

### Duty Cycle NVNT ac20 5825MHz Ant1



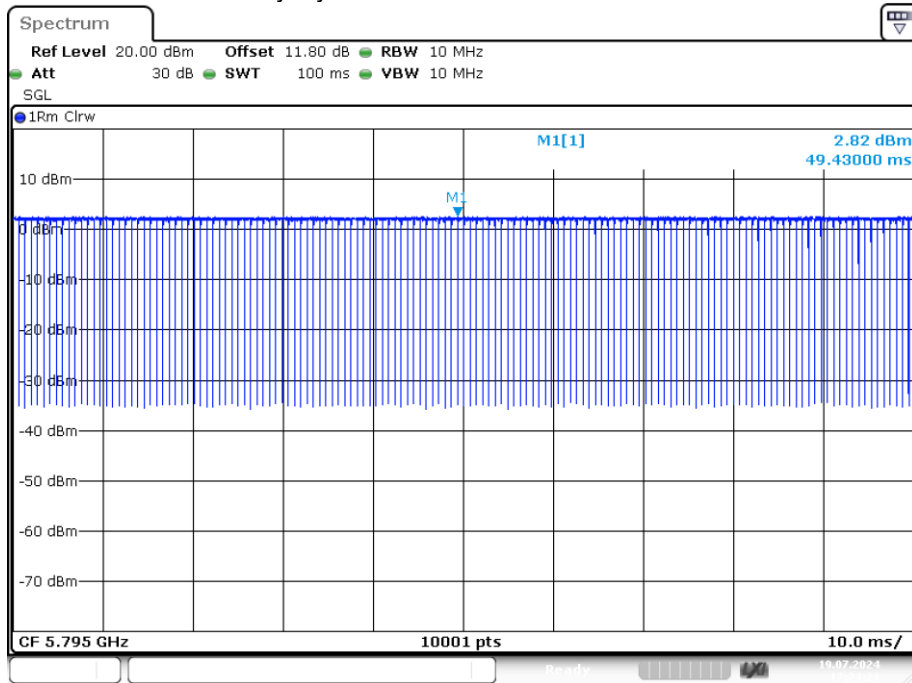
Date: 19.JUL.2024 16:52:28

### Duty Cycle NVNT ac40 5755MHz Ant1



Date: 19.JUL.2024 17:22:18

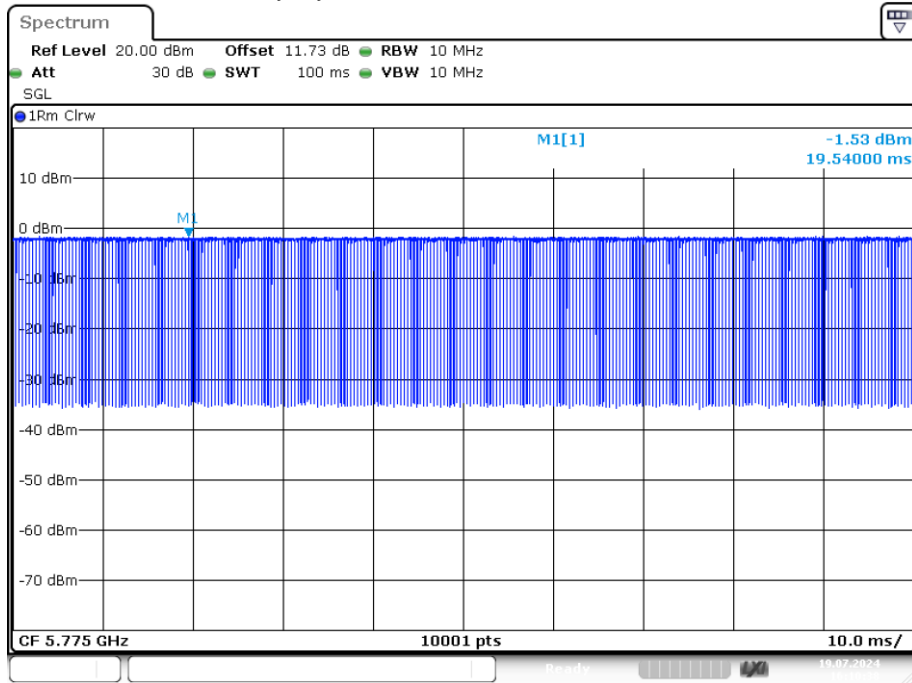
### Duty Cycle NVNT ac40 5795MHz Ant1



Date: 19.JUL.2024 17:24:20

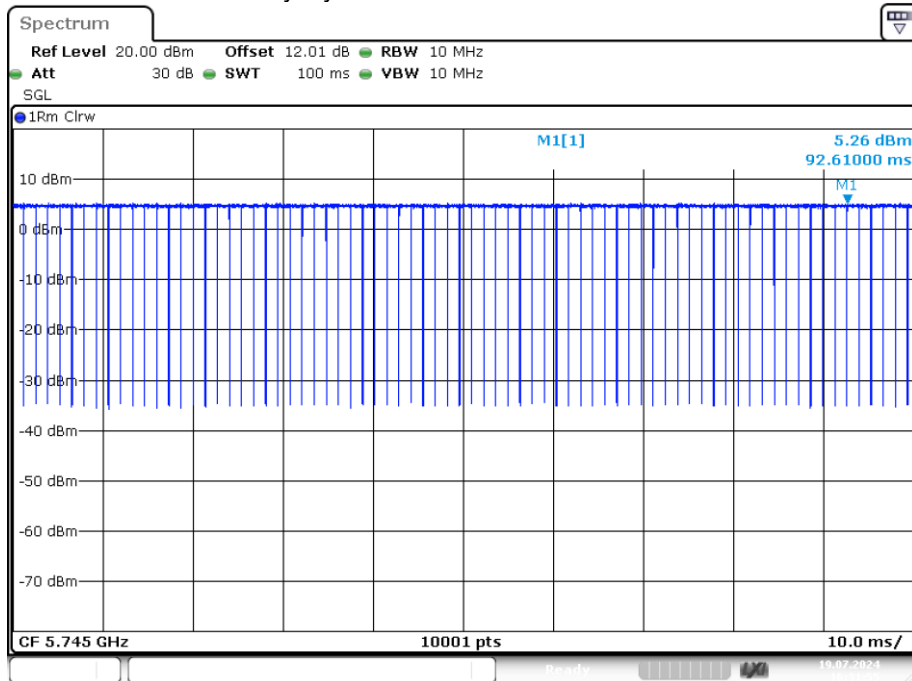


### Duty Cycle NVNT ac80 5775MHz Ant1



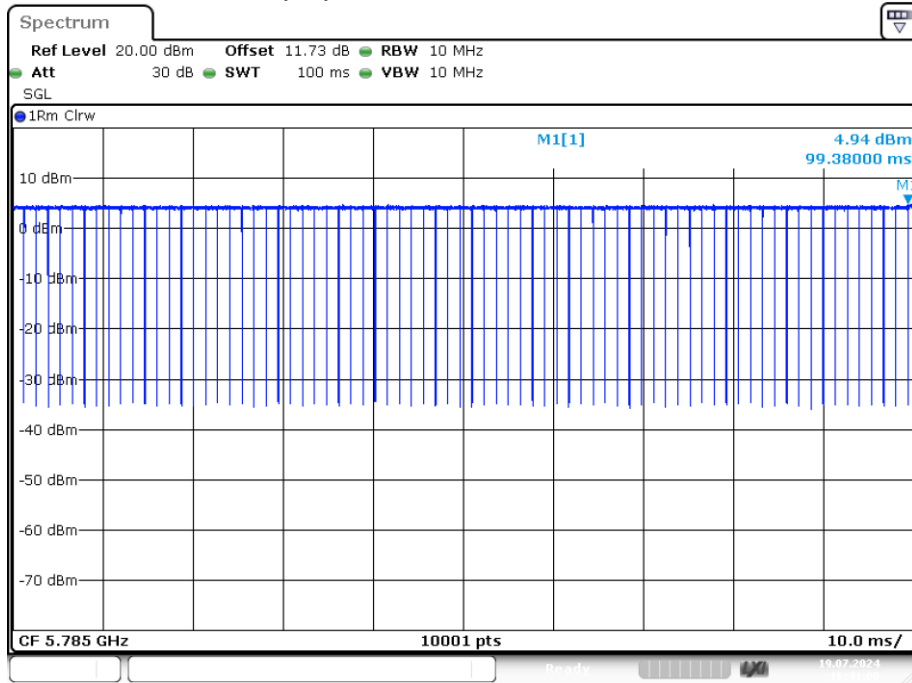
Date: 19.JUL.2024 16:10:38

### Duty Cycle NVNT n20 5745MHz Ant1



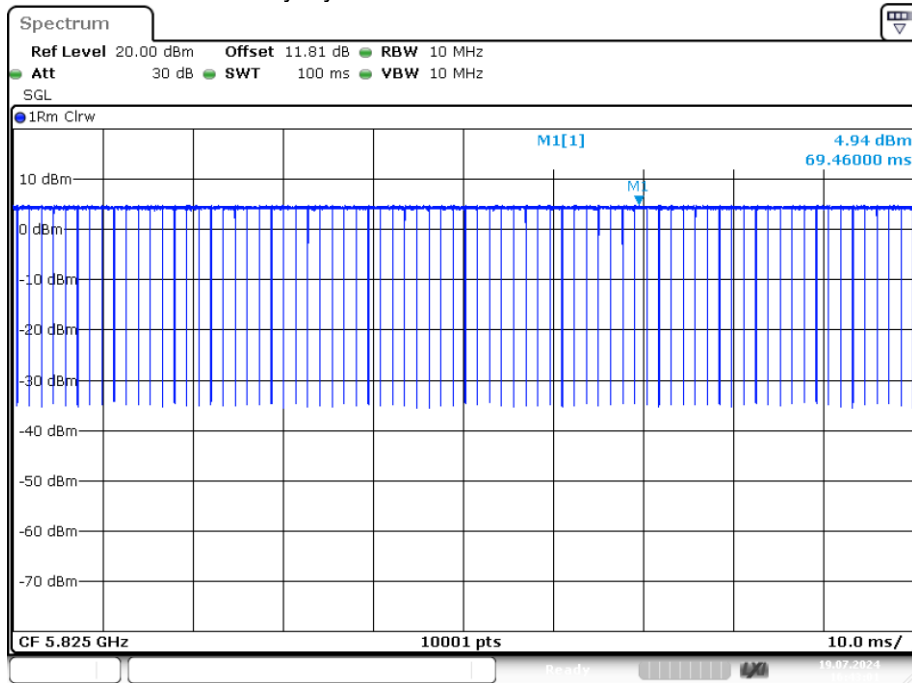
Date: 19.JUL.2024 16:31:56

### Duty Cycle NVNT n20 5785MHz Ant1



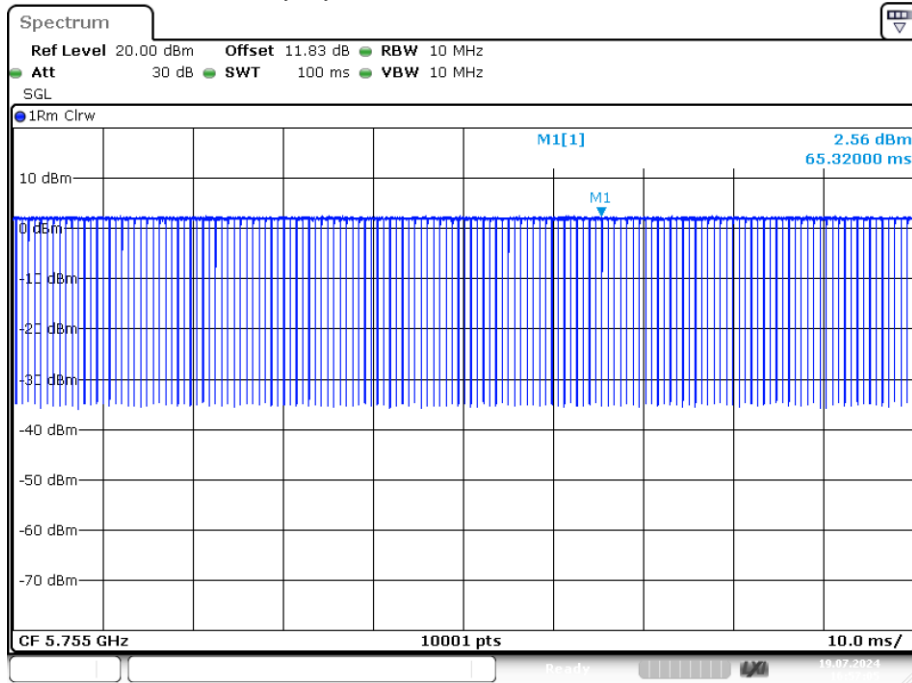
Date: 19.JUL.2024 16:41:00

### Duty Cycle NVNT n20 5825MHz Ant1



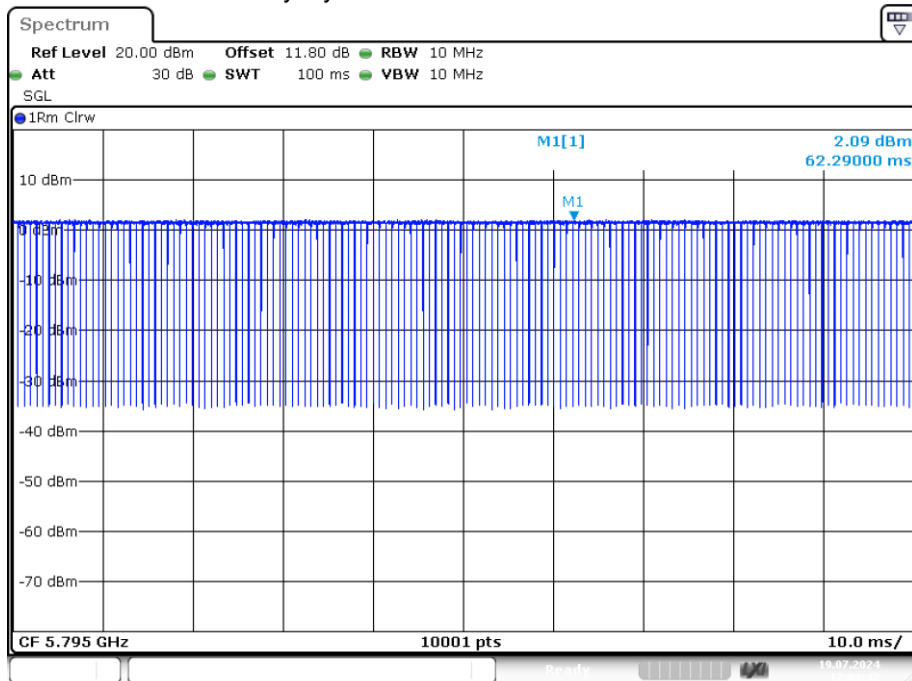
Date: 19.JUL.2024 16:43:00

### Duty Cycle NVNT n40 5755MHz Ant1



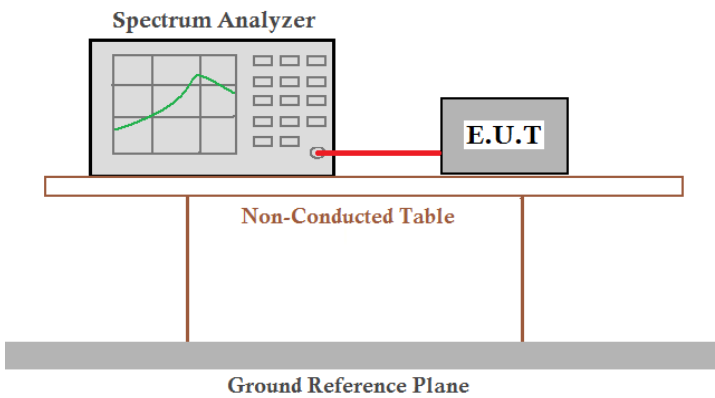
Date: 19.JUL.2024 16:57:04

### Duty Cycle NVNT n40 5795MHz Ant1



Date: 19.JUL.2024 17:01:42

## 4.5 Power Spectral Density

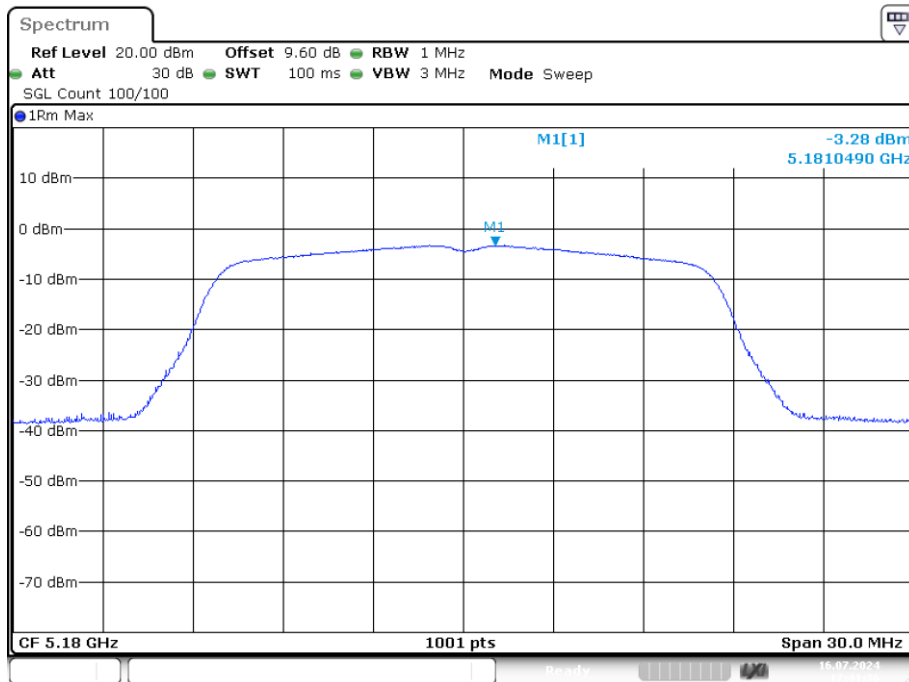
|                   |  |
|-------------------|--|
| Test Requirement: | FCC Part15 E Section 15.407, RSS-247 Issue 2   |
| Test Method:      | KDB 789033 D02 General UNII Test Procedures New Rules v02r01   |
| Limit:            | $\leq 11.00\text{dBm/MHz}$ for 5150MHz-5250MHz, 5250-5350MHz and 5470-5725 MHz<br>$\leq 30.00\text{dBm/500KHz}$ for 5725MHz-5850MHz<br><br>For 5150MHz-5250MHz: The e.i.r.p. spectral density shall not exceed 10 dBm in any 1.0 MHz band.   |
| Test setup:       |  <p>The diagram illustrates the test setup. A Spectrum Analyzer is connected to an E.U.T. (Equipment Under Test) via a red cable. Both are placed on a Non-Conducted Table, which is supported by two vertical legs. Below the table is a Ground Reference Plane.</p>  |
| Test procedure:   | <ol style="list-style-type: none"> <li>1) Create an average power spectrum for the EUT operating mode being tested by following the instructions in section E)2) for measuring maximum conducted output power using a spectrum analyzer or EMI receiver: select the appropriate test method (SA-1, SA-2, SA-3, or alternatives to each) and apply it up to, but not including, the step labeled, "Compute power...".</li> <li>2) Use the peak search function on the instrument to find the peak of the spectrum.</li> <li>3) Make the following adjustments to the peak value of the spectrum, if applicable:             <ol style="list-style-type: none"> <li>a) If Method SA-2 or SA-2 Alternative was used, add <math>10 \log(1/x)</math>, where <math>x</math> is the duty cycle, to the peak of the spectrum.</li> <li>b) If Method SA-3 Alternative was used and the linear mode was used in step E)2)g)(viii), add 1 dB to the final result to compensate for the difference between linear averaging and power averaging.</li> </ol> </li> <li>4) The result is the PSD.</li> </ol> |
| Test Instruments: | Refer to section 3 for details   |
| Test mode:        | Refer to section 2.2 for details   |
| Test results:     | Pass   |

**Measurement Data**

**Band 1 (5150 - 5250 MHz)**

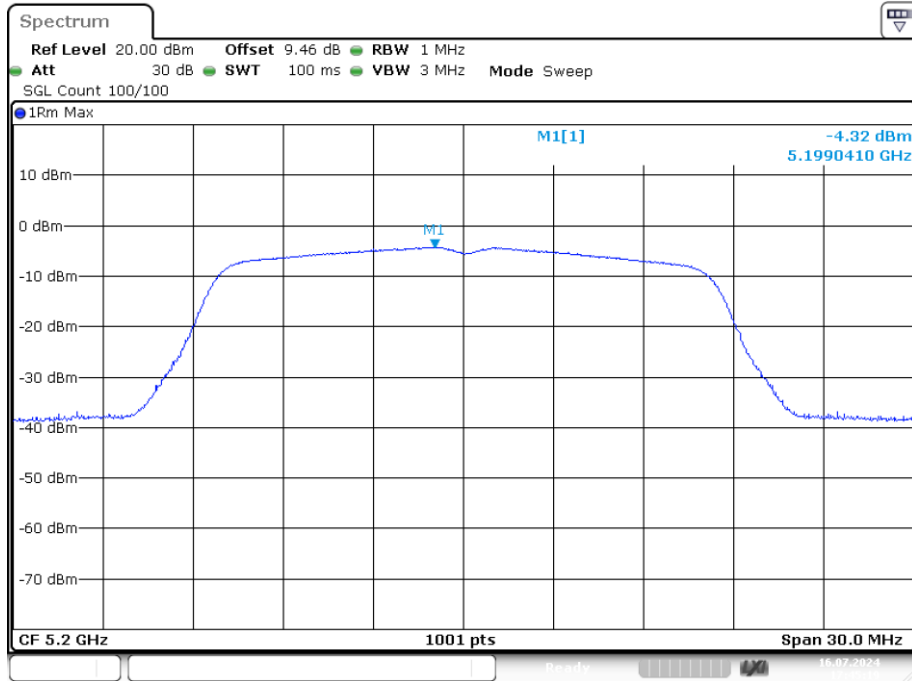
| Condition | Mode | Frequency (MHz) | Antenna | Max PSD (dBm) | Limit (dBm) | Verdict |
|-----------|------|-----------------|---------|---------------|-------------|---------|
| NVNT      | a    | 5180            | Ant1    | -3.285        | 11          | Pass    |
| NVNT      | a    | 5200            | Ant1    | -4.323        | 11          | Pass    |
| NVNT      | a    | 5240            | Ant1    | -4.006        | 11          | Pass    |
| NVNT      | ac20 | 5180            | Ant1    | -3.24         | 11          | Pass    |
| NVNT      | ac20 | 5200            | Ant1    | -4.158        | 11          | Pass    |
| NVNT      | ac20 | 5240            | Ant1    | -3.938        | 11          | Pass    |
| NVNT      | ac40 | 5190            | Ant1    | -5.569        | 11          | Pass    |
| NVNT      | ac40 | 5230            | Ant1    | -7.742        | 11          | Pass    |
| NVNT      | ac80 | 5210            | Ant1    | -10.583       | 11          | Pass    |
| NVNT      | n20  | 5180            | Ant1    | -3.692        | 11          | Pass    |
| NVNT      | n20  | 5200            | Ant1    | -4.248        | 11          | Pass    |
| NVNT      | n20  | 5240            | Ant1    | -4.083        | 11          | Pass    |
| NVNT      | n40  | 5190            | Ant1    | -7.659        | 11          | Pass    |
| NVNT      | n40  | 5230            | Ant1    | -7.807        | 11          | Pass    |

PSD NVNT a 5180MHz Ant1



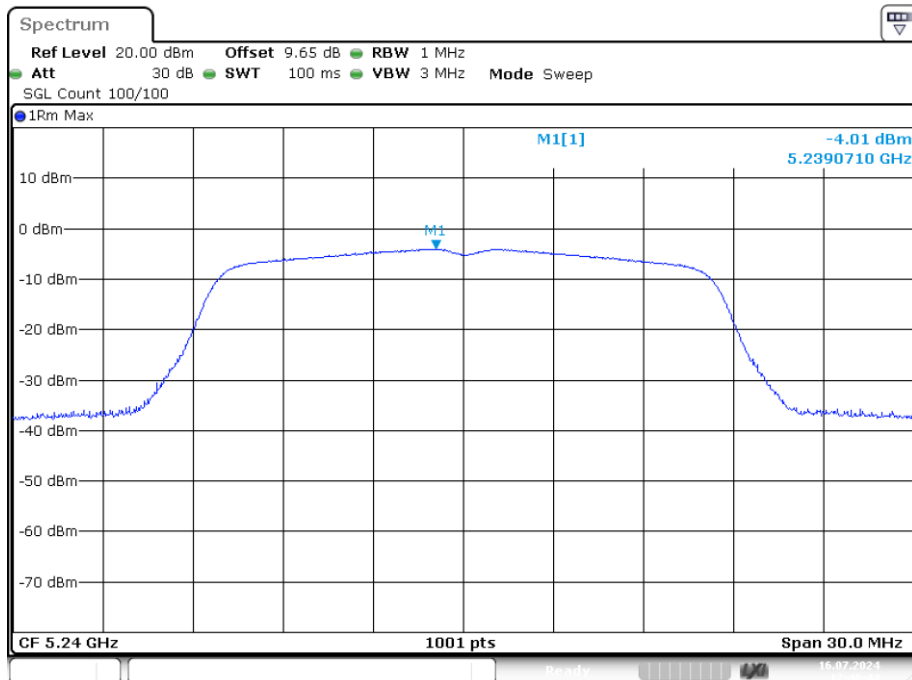
Date: 16.JUL.2024 17:41:36

### PSD NVNT a 5200MHz Ant1



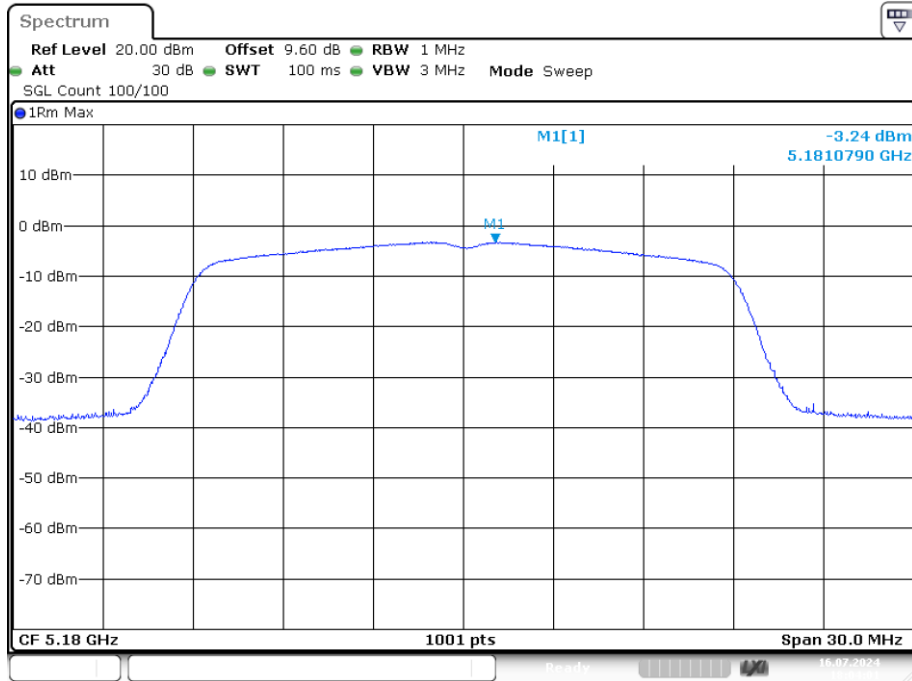
Date: 16.JUL.2024 17:45:20

### PSD NVNT a 5240MHz Ant1



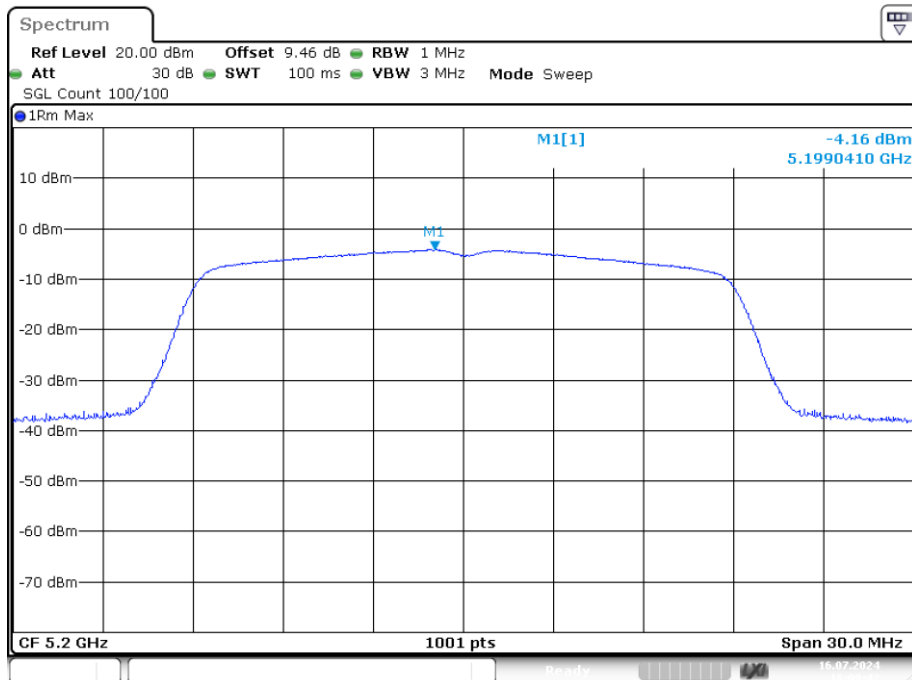
Date: 16.JUL.2024 17:48:44

### PSD NVNT ac20 5180MHz Ant1



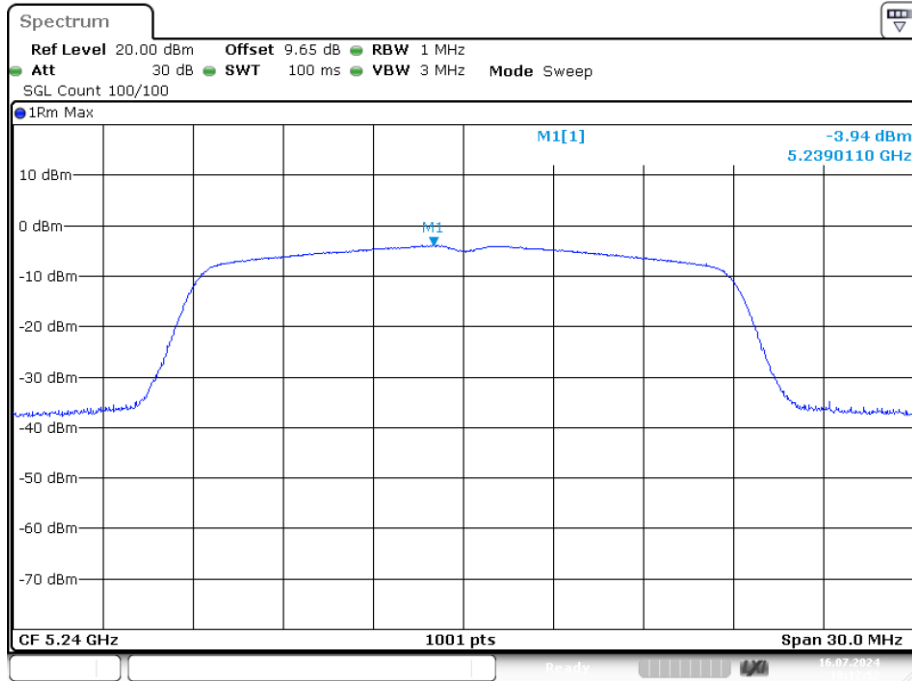
Date: 16.JUL.2024 18:04:01

### PSD NVNT ac20 5200MHz Ant1



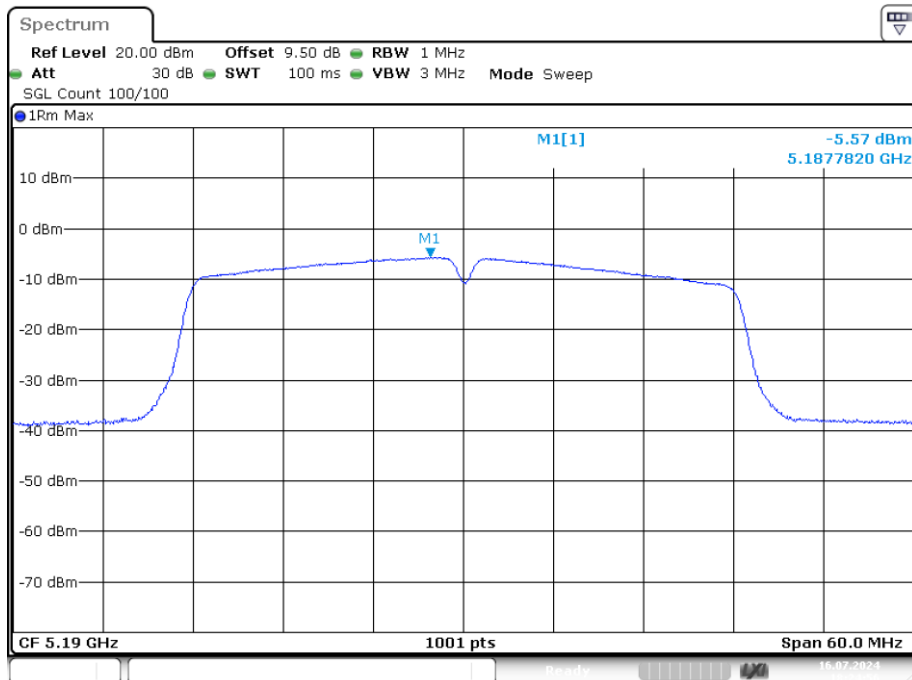
Date: 16.JUL.2024 18:09:42

### PSD NVNT ac20 5240MHz Ant1



Date: 16.JUL.2024 18:12:52

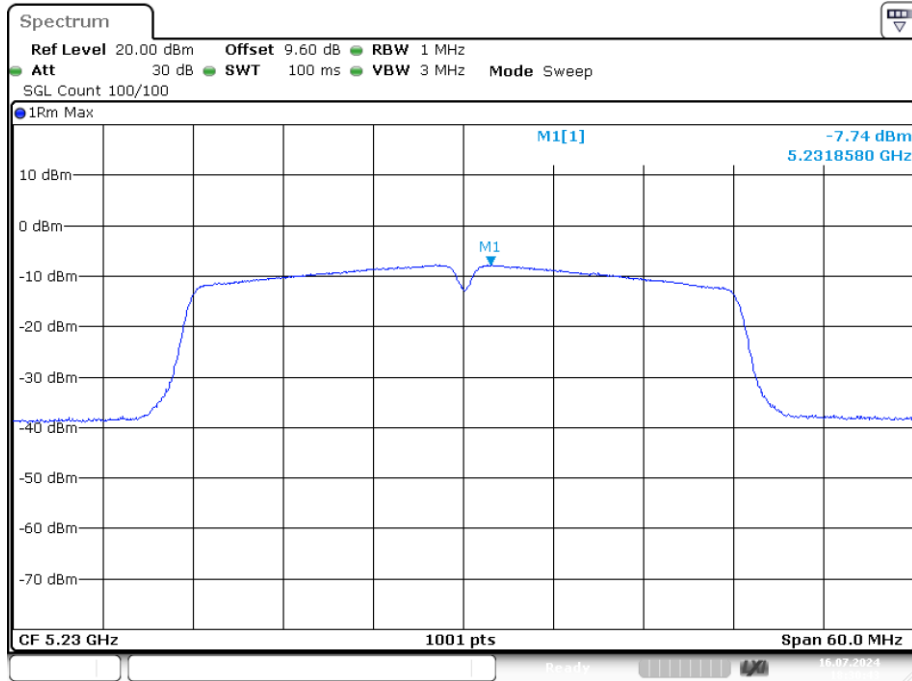
### PSD NVNT ac40 5190MHz Ant1



Date: 16.JUL.2024 18:24:56

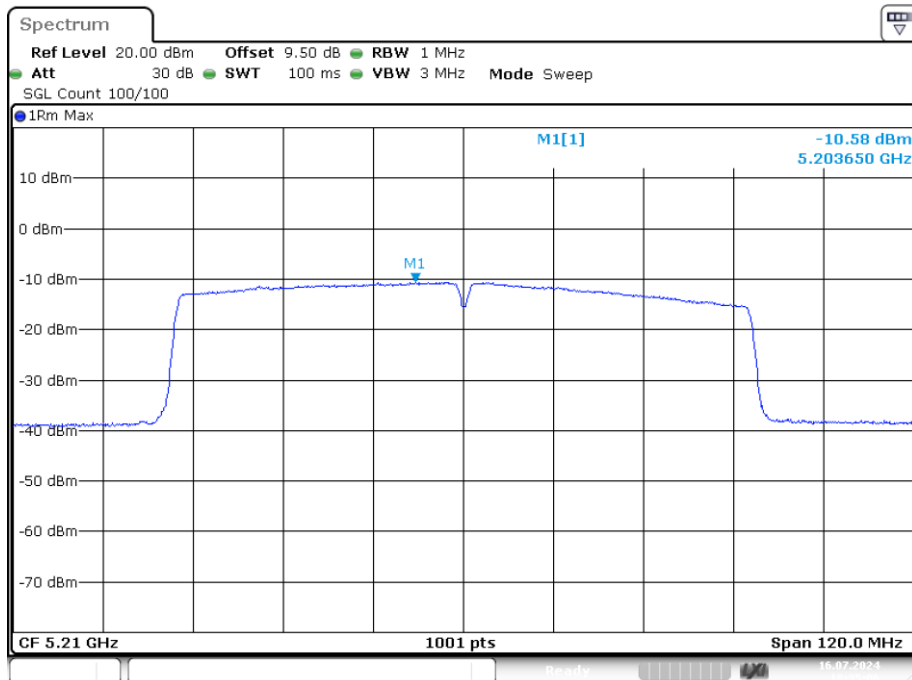


### PSD NVNT ac40 5230MHz Ant1



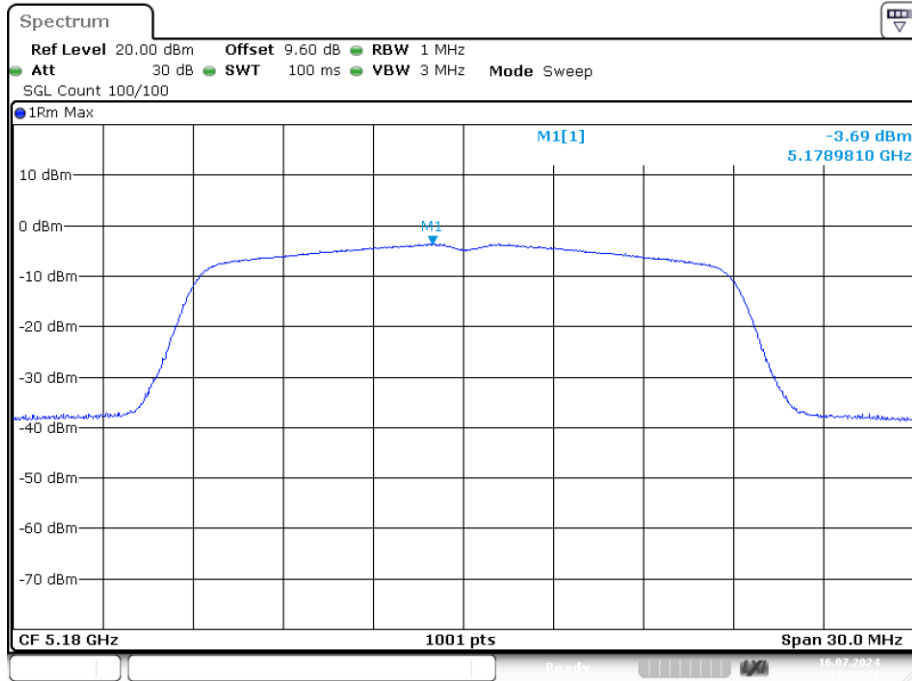
Date: 16.JUL.2024 18:30:43

### PSD NVNT ac80 5210MHz Ant1

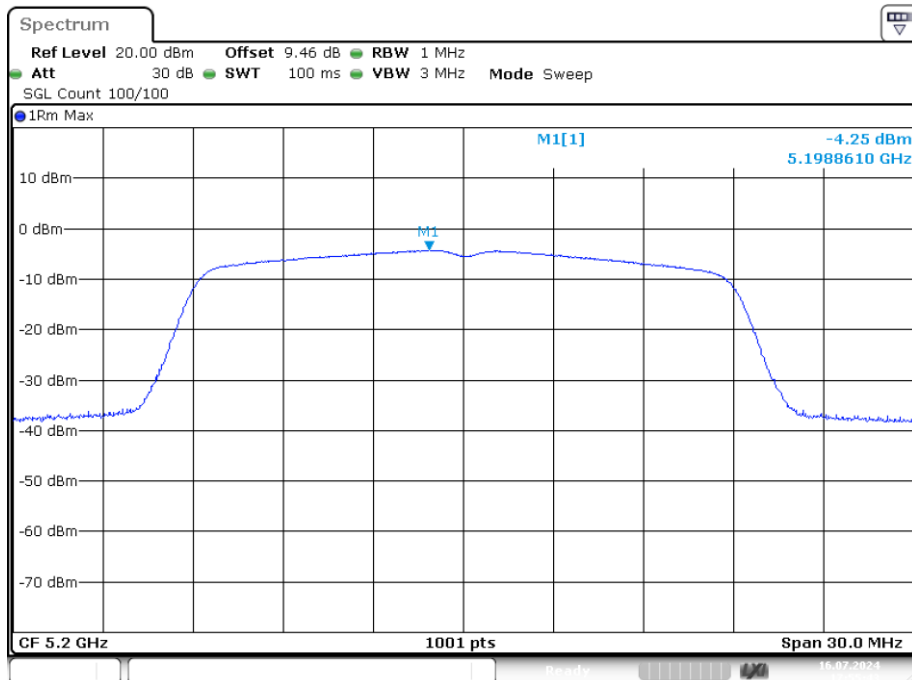


Date: 16.JUL.2024 18:35:06

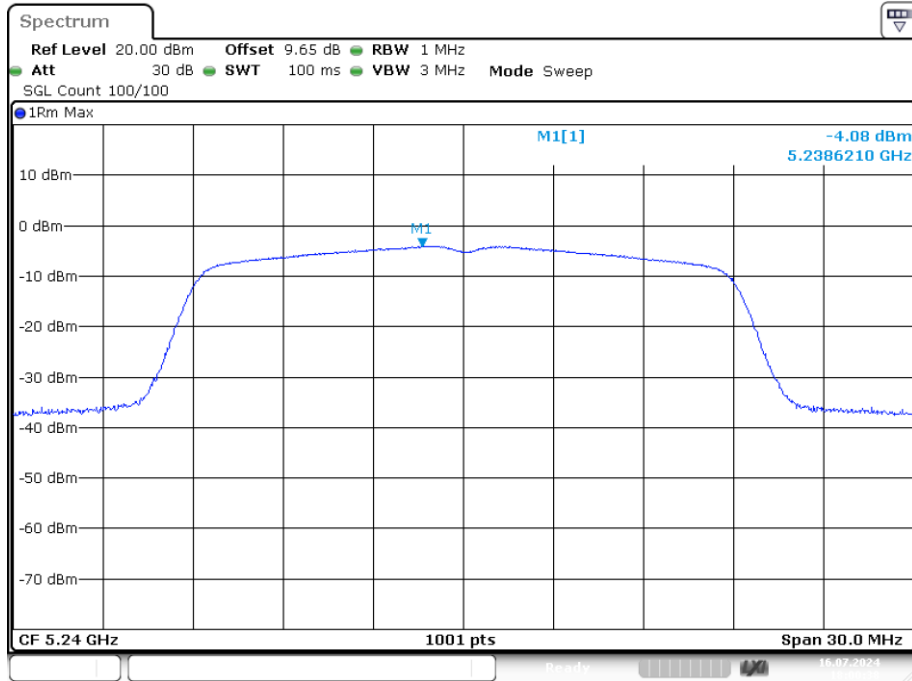
### PSD NVNT n20 5180MHz Ant1



### PSD NVNT n20 5200MHz Ant1

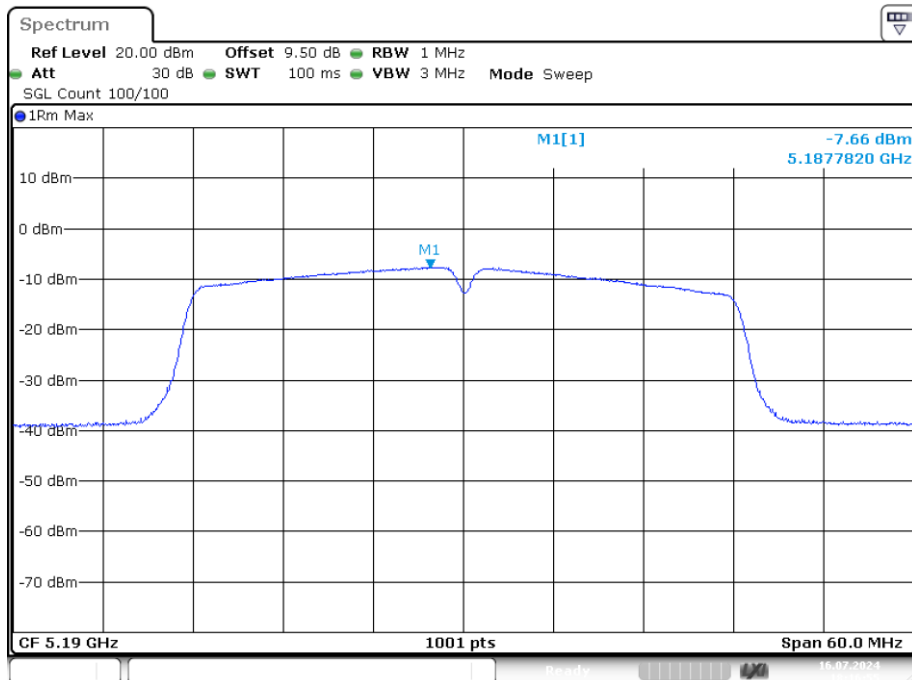


### PSD NVNT n20 5240MHz Ant1



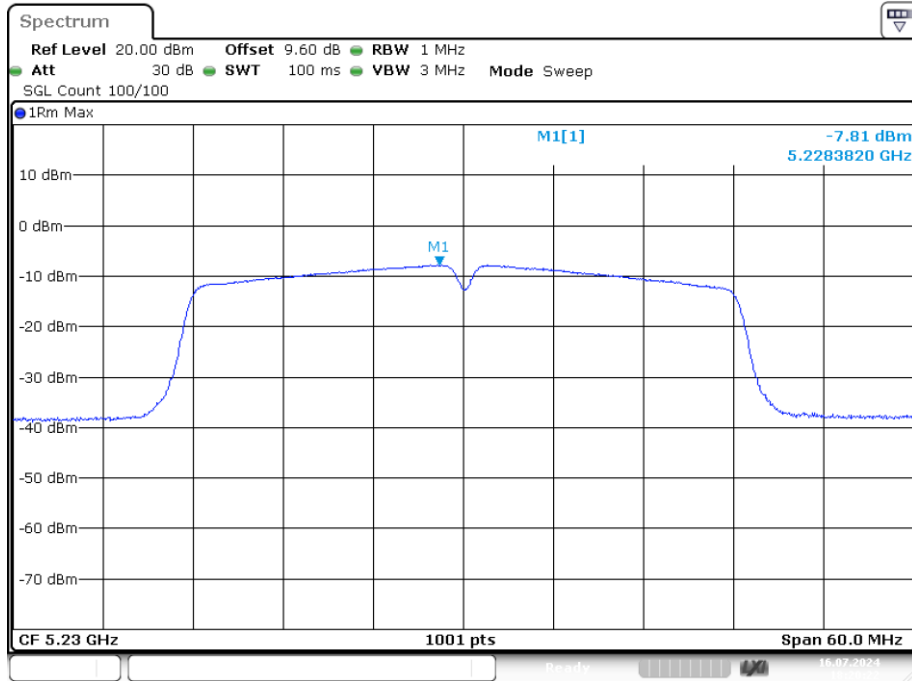
Date: 16.JUL.2024 18:00:38

### PSD NVNT n40 5190MHz Ant1



Date: 16.JUL.2024 18:16:55

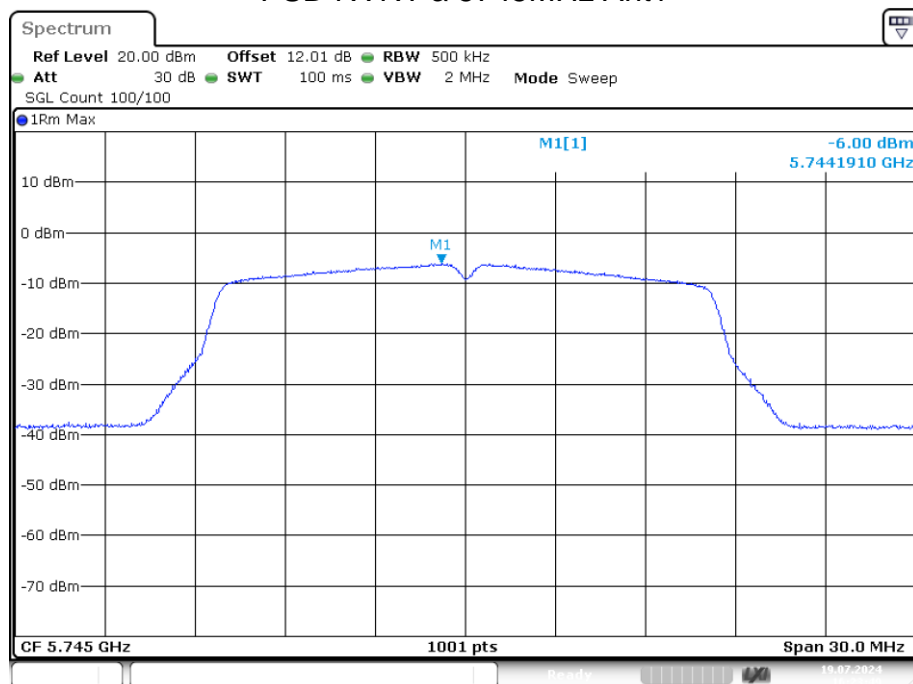
### PSD NVNT n40 5230MHz Ant1



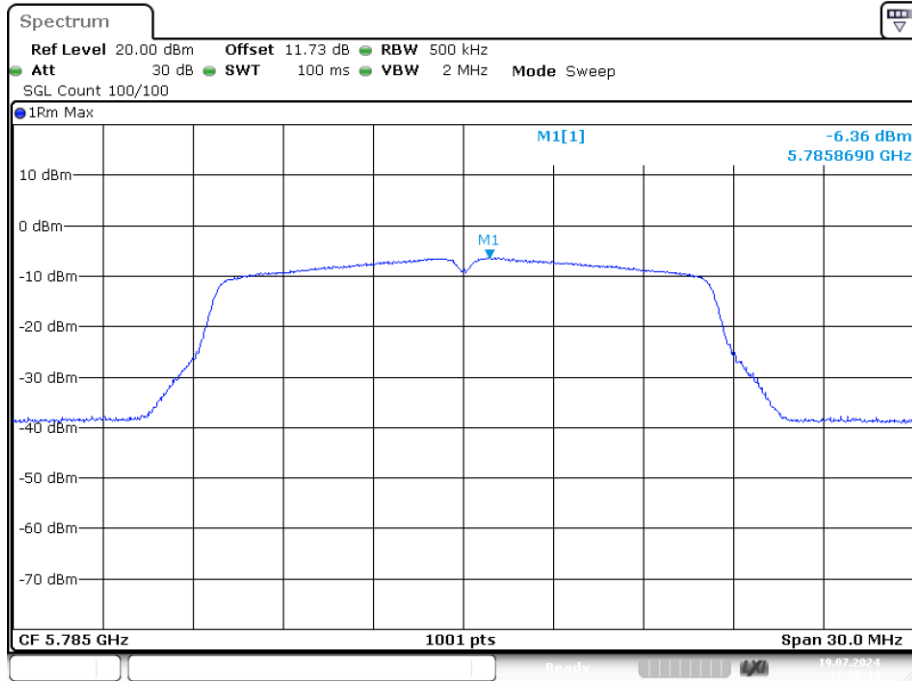
Date: 16.JUL.2024 18:20:22

**Band 4 (5725 - 5850 MHz)**

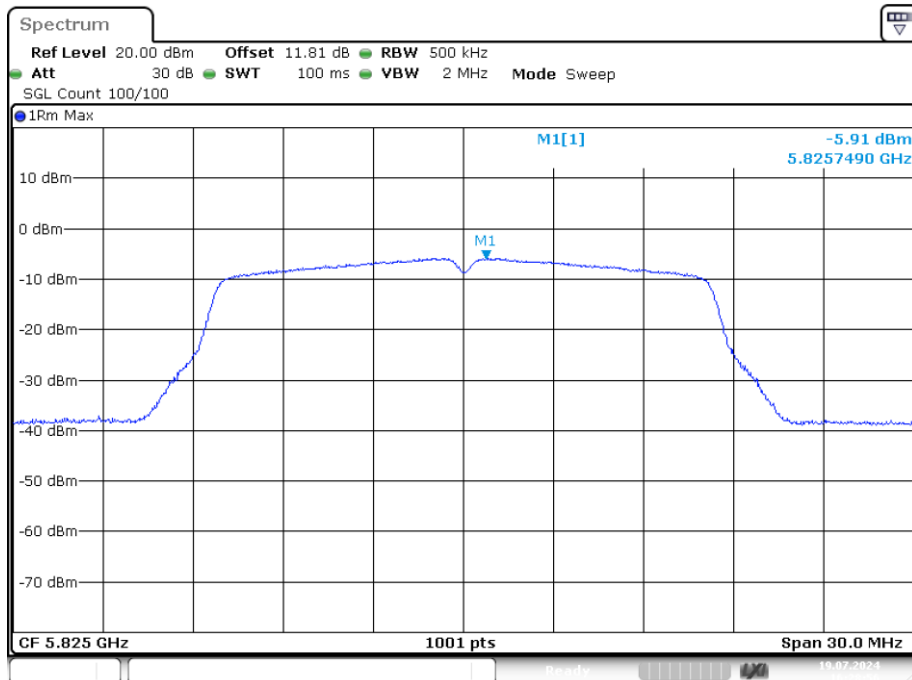
| Condition | Mode | Frequency (MHz) | Antenna | Max PSD (dBm) | Limit (dBm) | Verdict |
|-----------|------|-----------------|---------|---------------|-------------|---------|
| NVNT      | a    | 5745            | Ant1    | -6.001        | 30          | Pass    |
| NVNT      | a    | 5785            | Ant1    | -6.364        | 30          | Pass    |
| NVNT      | a    | 5825            | Ant1    | -5.908        | 30          | Pass    |
| NVNT      | ac20 | 5745            | Ant1    | -5.84         | 30          | Pass    |
| NVNT      | ac20 | 5785            | Ant1    | -6.437        | 30          | Pass    |
| NVNT      | ac20 | 5825            | Ant1    | -5.851        | 30          | Pass    |
| NVNT      | ac40 | 5755            | Ant1    | -9.173        | 30          | Pass    |
| NVNT      | ac40 | 5795            | Ant1    | -8.482        | 30          | Pass    |
| NVNT      | ac80 | 5775            | Ant1    | -13.551       | 30          | Pass    |
| NVNT      | n20  | 5745            | Ant1    | -5.62         | 30          | Pass    |
| NVNT      | n20  | 5785            | Ant1    | -5.994        | 30          | Pass    |
| NVNT      | n20  | 5825            | Ant1    | -6.112        | 30          | Pass    |
| NVNT      | n40  | 5755            | Ant1    | -8.547        | 30          | Pass    |
| NVNT      | n40  | 5795            | Ant1    | -8.713        | 30          | Pass    |

**PSD NVNT a 5745MHz Ant1**

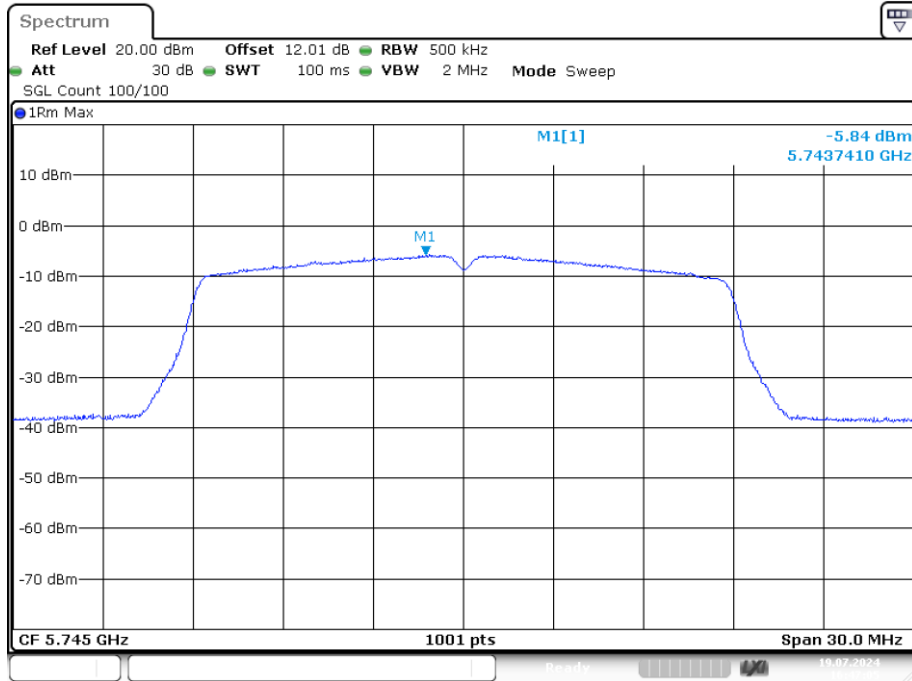
### PSD NVNT a 5785MHz Ant1



### PSD NVNT a 5825MHz Ant1

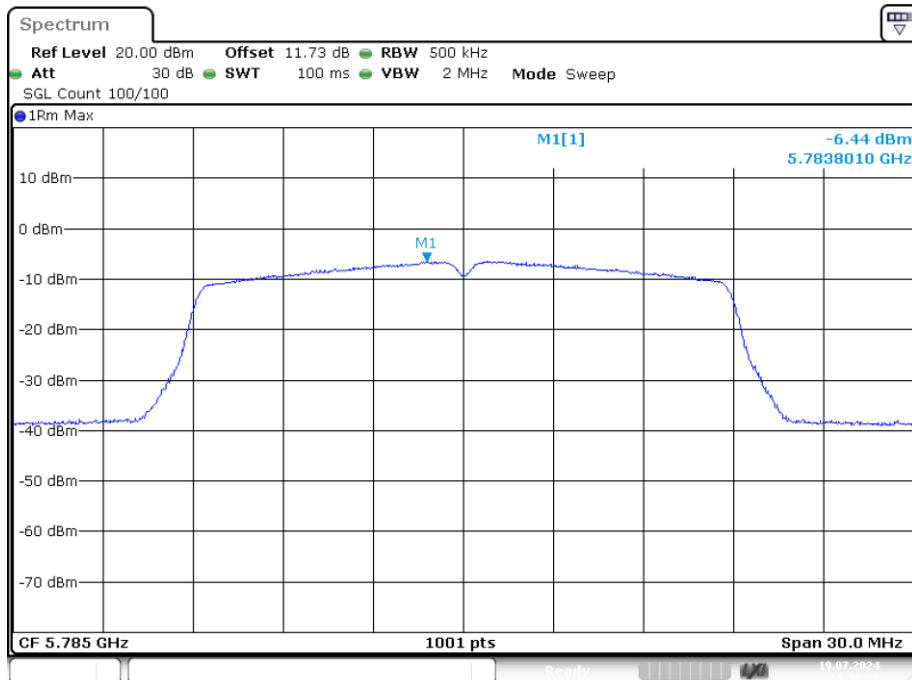


### PSD NVNT ac20 5745MHz Ant1



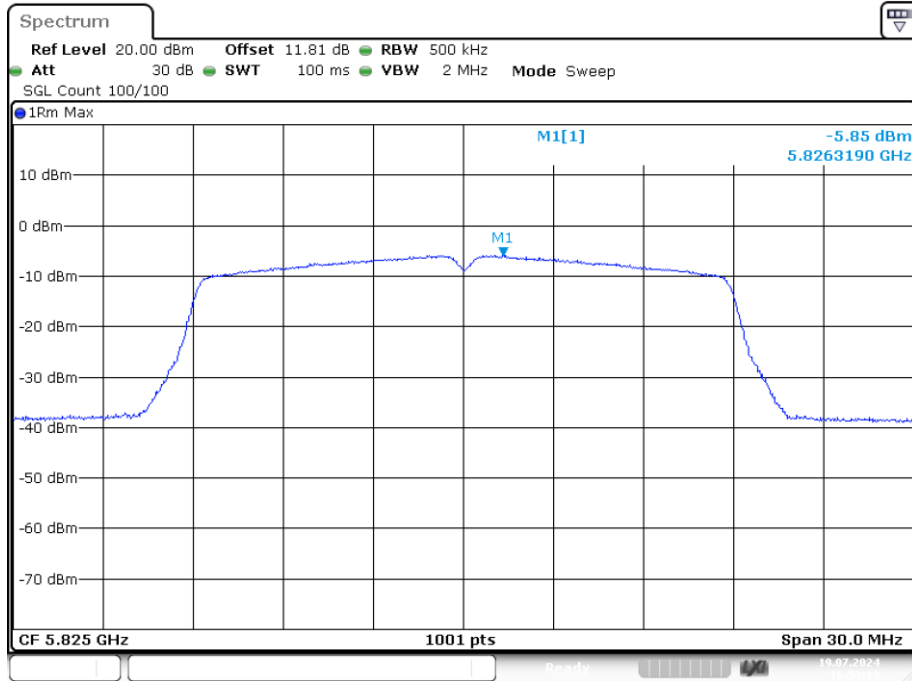
Date: 19.JUL.2024 16:47:06

### PSD NVNT ac20 5785MHz Ant1



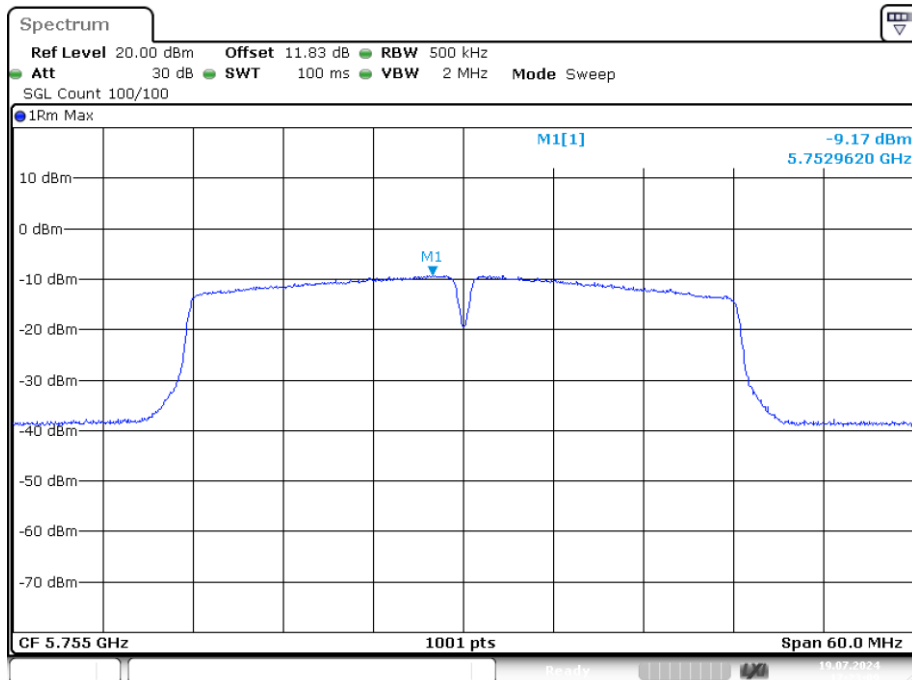
Date: 19.JUL.2024 16:50:50

### PSD NVNT ac20 5825MHz Ant1



Date: 19.JUL.2024 16:53:19

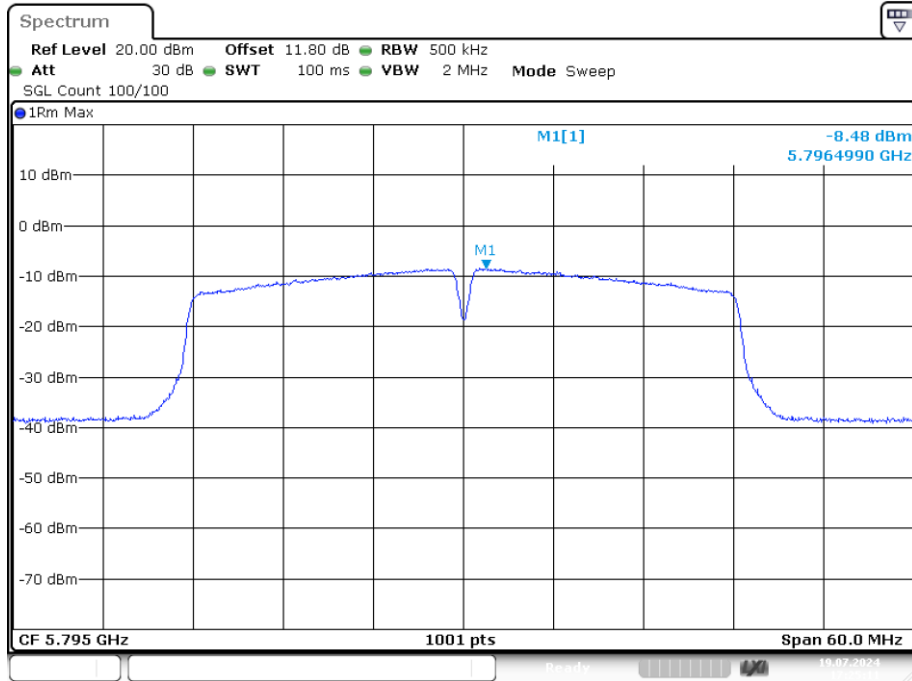
### PSD NVNT ac40 5755MHz Ant1



Date: 19.JUL.2024 17:23:09

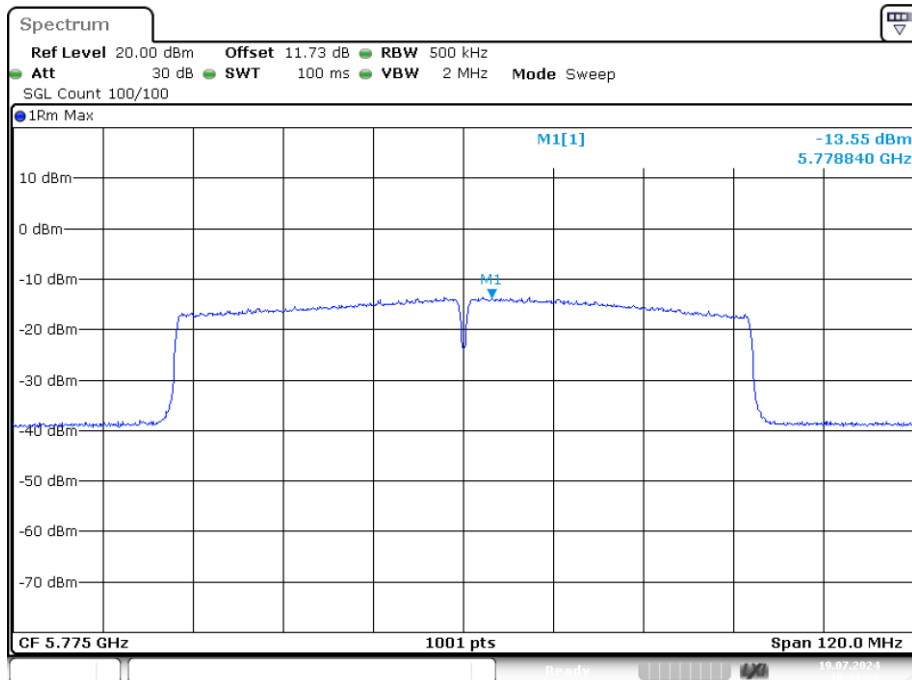


### PSD NVNT ac40 5795MHz Ant1



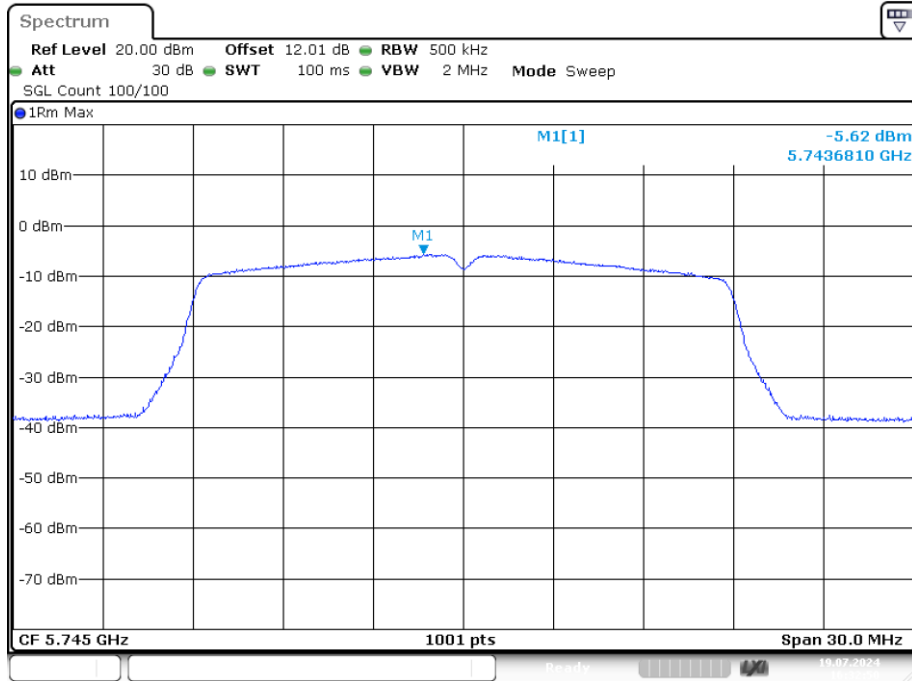
Date: 19.JUL.2024 17:25:11

### PSD NVNT ac80 5775MHz Ant1



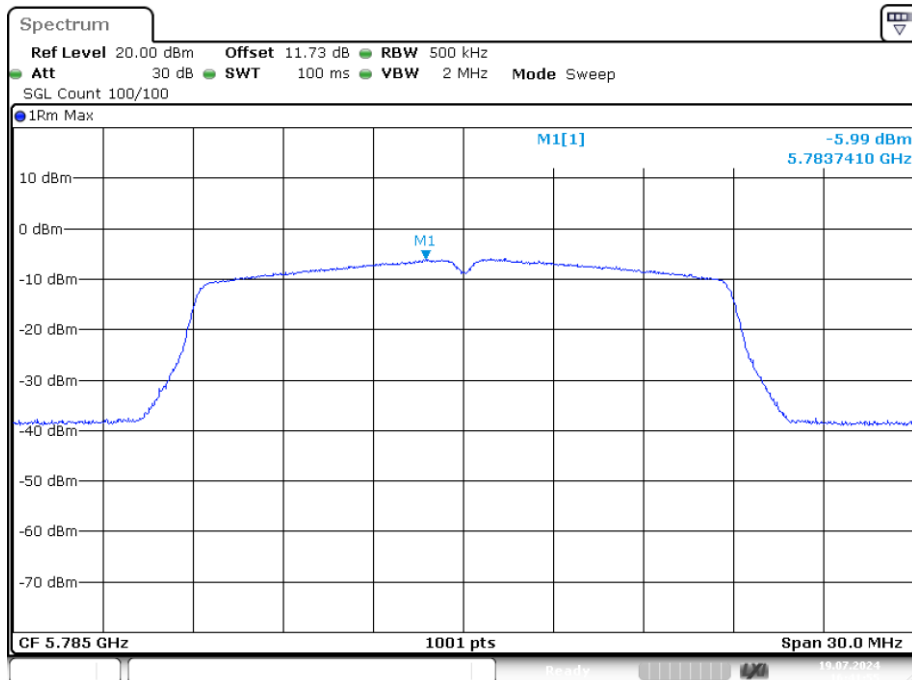
Date: 19.JUL.2024 16:11:29

### PSD NVNT n20 5745MHz Ant1



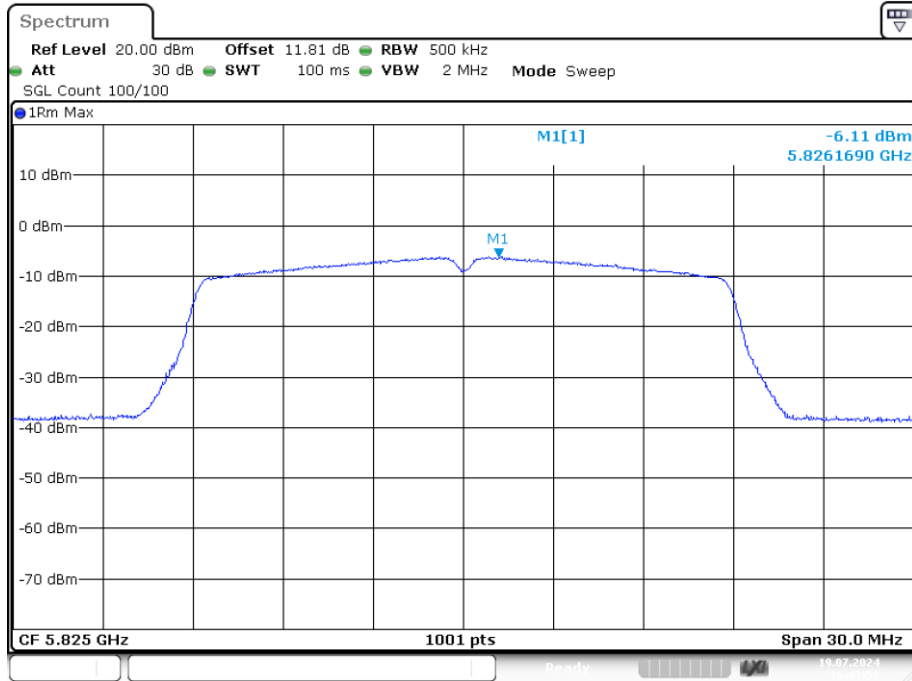
Date: 19.JUL.2024 16:32:50

### PSD NVNT n20 5785MHz Ant1



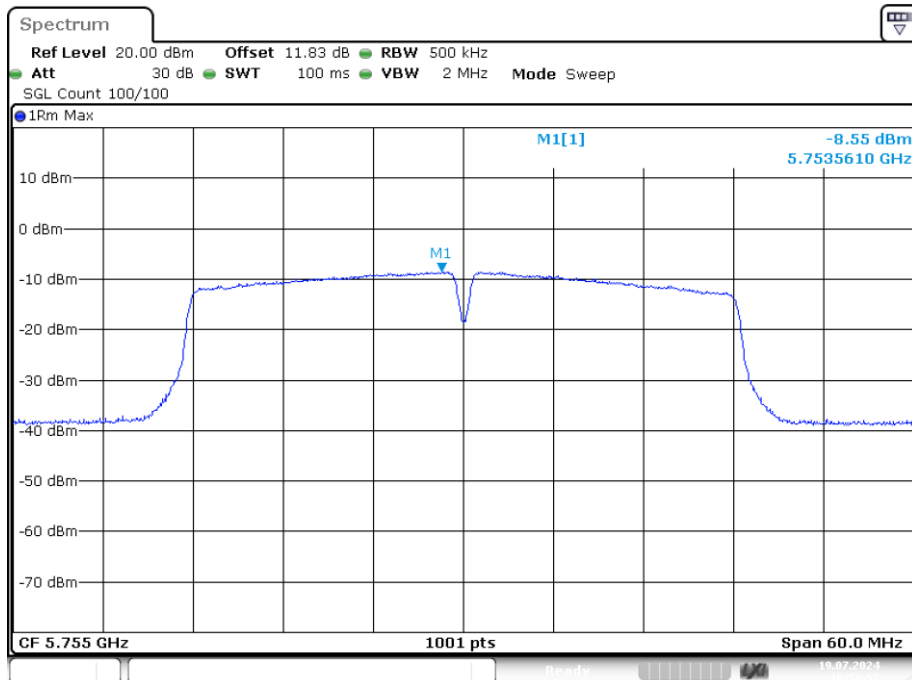
Date: 19.JUL.2024 16:41:55

### PSD NVNT n20 5825MHz Ant1



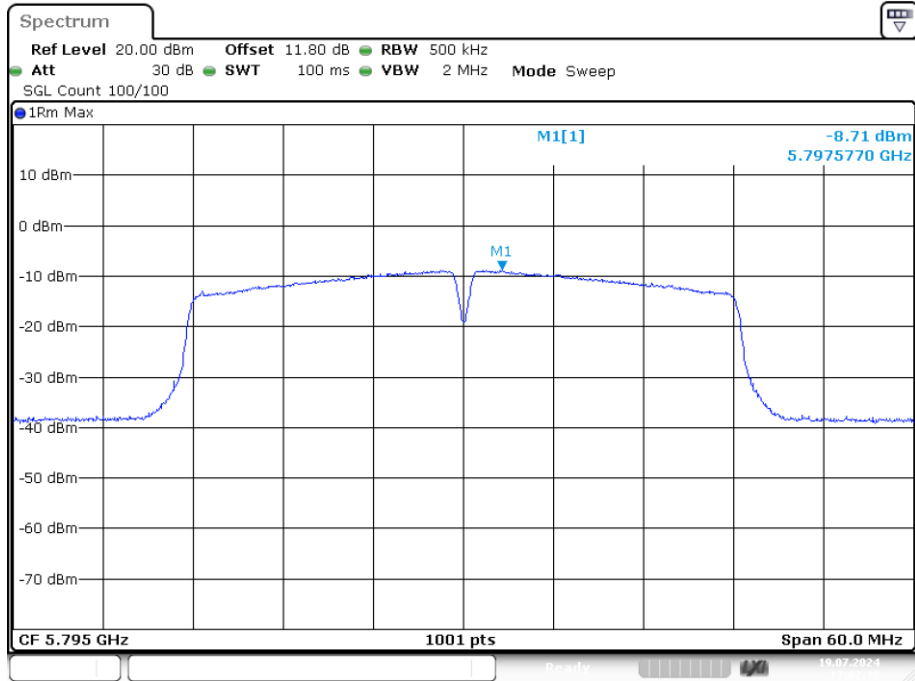
Date: 19.JUL.2024 16:43:52

### PSD NVNT n40 5755MHz Ant1



Date: 19.JUL.2024 16:57:55

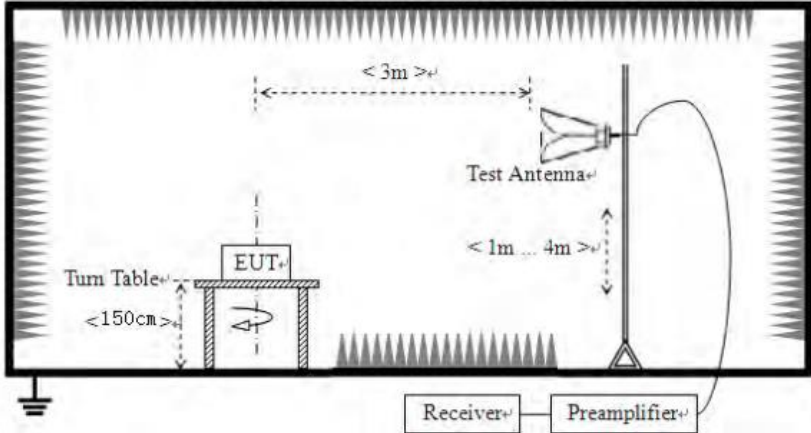
### PSD NVNT n40 5795MHz Ant1



Date: 19.JUL.2024 17:02:32

## 4.6 Band Edge

| Test Requirement: | FCC Part15 E Section 15.407 and 15.205, RSS-247 Issue 2, RSS-Gen Issue 5  |                  |        |                  |  |           |                    |        |             |        |                  |              |        |                  |                  |            |                  |             |      |                  |            |      |               |               |            |
|-------------------|---|------------------|--------|------------------|--|-----------|--------------------|--------|-------------|--------|------------------|--------------|--------|------------------|------------------|------------|------------------|-------------|------|------------------|------------|------|---------------|---------------|------------|
| Test Method:      | ANSI C63.10:2013  |                  |        |                  |  |           |                    |        |             |        |                  |              |        |                  |                  |            |                  |             |      |                  |            |      |               |               |            |
| Test site:        | Measurement Distance: 3m (Semi-Anechoic Chamber)  |                  |        |                  |  |           |                    |        |             |        |                  |              |        |                  |                  |            |                  |             |      |                  |            |      |               |               |            |
| Receiver setup:   | <table border="1"> <thead> <tr> <th>Frequency</th> <th>Detector</th> <th>RBW</th> <th>VBW</th> <th>Remark</th> </tr> </thead> <tbody> <tr> <td>30MHz-1GHz</td> <td>Quasi-peak</td> <td>100KHz</td> <td>300KHz</td> <td>Quasi-peak Value</td> </tr> <tr> <td rowspan="2">Above 1GHz</td> <td>Peak</td> <td>1MHz</td> <td>3MHz</td> <td>Peak Value</td> </tr> <tr> <td>AV</td> <td>1MHz</td> <td>3MHz</td> <td>Average Value</td> </tr> </tbody> </table>   |                  |        |                  |  | Frequency | Detector           | RBW    | VBW         | Remark | 30MHz-1GHz       | Quasi-peak   | 100KHz | 300KHz           | Quasi-peak Value | Above 1GHz | Peak             | 1MHz        | 3MHz | Peak Value       | AV         | 1MHz | 3MHz          | Average Value |            |
| Frequency         | Detector  | RBW              | VBW    | Remark           |  |           |                    |        |             |        |                  |              |        |                  |                  |            |                  |             |      |                  |            |      |               |               |            |
| 30MHz-1GHz        | Quasi-peak  | 100KHz           | 300KHz | Quasi-peak Value |  |           |                    |        |             |        |                  |              |        |                  |                  |            |                  |             |      |                  |            |      |               |               |            |
| Above 1GHz        | Peak  | 1MHz             | 3MHz   | Peak Value       |  |           |                    |        |             |        |                  |              |        |                  |                  |            |                  |             |      |                  |            |      |               |               |            |
|                   | AV  | 1MHz             | 3MHz   | Average Value    |  |           |                    |        |             |        |                  |              |        |                  |                  |            |                  |             |      |                  |            |      |               |               |            |
| Limit:            | <table border="1"> <thead> <tr> <th>Frequency</th> <th>Limit (dBuV/m @3m)</th> <th>Remark</th> </tr> </thead> <tbody> <tr> <td>30MHz-88MHz</td> <td>40.0</td> <td>Quasi-peak Value</td> </tr> <tr> <td>88MHz-216MHz</td> <td>43.5</td> <td>Quasi-peak Value</td> </tr> <tr> <td>216MHz-960MHz</td> <td>46.0</td> <td>Quasi-peak Value</td> </tr> <tr> <td>960MHz-1GHz</td> <td>54.0</td> <td>Quasi-peak Value</td> </tr> <tr> <td rowspan="2">Above 1GHz</td> <td>54.0</td> <td>Average Value</td> </tr> <tr> <td>68.2</td> <td>Peak Value</td> </tr> </tbody> </table> <p>Undesirable emission limits:</p> <p>(1) For transmitters operating in the 5.15-5.25 GHz band: all emissions outside of the 5.15-5.35 GHz band shall not exceed an EIRP of -27 dBm/MHz.</p> <p>(2) For transmitters operating in the 5.25-5.35 GHz band: all emissions outside of the 5.15-5.35 GHz band shall not exceed an EIRP of -27 dBm/MHz. Devices operating in the 5.25-5.35 GHz band that generate emissions in the 5.15-5.25 GHz band must meet all applicable technical requirements for operation in the 5.15-5.25 GHz band (including indoor use) or alternatively meet an out-of-band emission EIRP limit of -27 dBm/MHz in the 5.15-5.25 GHz band.</p> <p>(3) For transmitters operating in the 5.47-5.725 GHz band: all emissions outside of the 5.47-5.725 GHz band shall not exceed an EIRP of -27 dBm/MHz.</p> |                  |        |                  |  | Frequency | Limit (dBuV/m @3m) | Remark | 30MHz-88MHz | 40.0   | Quasi-peak Value | 88MHz-216MHz | 43.5   | Quasi-peak Value | 216MHz-960MHz    | 46.0       | Quasi-peak Value | 960MHz-1GHz | 54.0 | Quasi-peak Value | Above 1GHz | 54.0 | Average Value | 68.2          | Peak Value |
| Frequency         | Limit (dBuV/m @3m)  | Remark           |        |                  |  |           |                    |        |             |        |                  |              |        |                  |                  |            |                  |             |      |                  |            |      |               |               |            |
| 30MHz-88MHz       | 40.0  | Quasi-peak Value |        |                  |  |           |                    |        |             |        |                  |              |        |                  |                  |            |                  |             |      |                  |            |      |               |               |            |
| 88MHz-216MHz      | 43.5  | Quasi-peak Value |        |                  |  |           |                    |        |             |        |                  |              |        |                  |                  |            |                  |             |      |                  |            |      |               |               |            |
| 216MHz-960MHz     | 46.0  | Quasi-peak Value |        |                  |  |           |                    |        |             |        |                  |              |        |                  |                  |            |                  |             |      |                  |            |      |               |               |            |
| 960MHz-1GHz       | 54.0  | Quasi-peak Value |        |                  |  |           |                    |        |             |        |                  |              |        |                  |                  |            |                  |             |      |                  |            |      |               |               |            |
| Above 1GHz        | 54.0  | Average Value    |        |                  |  |           |                    |        |             |        |                  |              |        |                  |                  |            |                  |             |      |                  |            |      |               |               |            |
|                   | 68.2  | Peak Value       |        |                  |  |           |                    |        |             |        |                  |              |        |                  |                  |            |                  |             |      |                  |            |      |               |               |            |
| Test Procedure:   | <p>a. The EUT was placed on the top of a rotating table 1.5 m above the ground at a 3 meter camber. The table was rotated 360 degrees to determine the position of the highest radiation.</p> <p>b. The EUT was set 3 meters away from the interference-receiving antenna, which was mounted on the top of a variable-height antenna tower.</p> <p>c. The antenna height is varied from one meter to four meters above the ground to determine the maximum value of the field strength. Both horizontal and vertical polarizations of the antenna are set to make the measurement.</p> <p>d. For each suspected emission, the EUT was arranged to its worst case and then the antenna was tuned to heights from 1 meter to 4 meters and the rotatable table was turned from 0 degrees to 360 degrees to find the maximum reading.</p> <p>e. The test-receiver system was set to Peak Detect Function and Specified Bandwidth with Maximum Hold Mode.</p> <p>f. If the emission level of the EUT in peak mode was 10dB lower than the limit specified, then testing could be stopped and the peak values of the EUT would be reported. Otherwise the emissions that did not have 10dB margin would be re-tested one by one using peak, quasi-peak or average method as specified and then reported in a data sheet.</p>  |                  |        |                  |  |           |                    |        |             |        |                  |              |        |                  |                  |            |                  |             |      |                  |            |      |               |               |            |
| Test setup:       | Above 1GHz  |                  |        |                  |  |           |                    |        |             |        |                  |              |        |                  |                  |            |                  |             |      |                  |            |      |               |               |            |

|                   |  |
|-------------------|--|
|                   |  |
| Test Instruments: | Refer to section 3 for details   |
| Test mode:        | Refer to section 2.2 for details   |
| Test results:     | Pass   |

**Remark:**

According to KDB 789033 D02 v02r01 section G) 1) (d), for For measurements above 1000 MHz @ 3m distance, the limit of field strength is computed as follows:

$$E[\text{dBuV/m}] = \text{EIRP}[\text{dBm}] + 95.2,$$

For example, if EIRP = -27dBm

$$E[\text{dBuV/m}] = -27 + 95.2 = 68.2\text{dBuV/m}.$$

**Measurement Data:****Band1**

| Mode:        |                 | 802.11a              |               | Frequency:             |                | 5180MHz        |          |
|--------------|-----------------|----------------------|---------------|------------------------|----------------|----------------|----------|
| Antenna Pol. | Frequency (MHz) | Reading Level (dBuV) | Factor (dB/m) | Measure Level (dBuV/m) | Limit (dBuV/m) | Over limit(dB) | Detector |
| H            | 5150.00         | 37.87                | 17.21         | 55.08                  | 68.20          | -13.12         | PK       |
| V            | 5150.00         | 37.30                | 17.21         | 54.51                  | 68.20          | -13.69         | PK       |
| Mode:        |                 | 802.11a              |               | Frequency:             |                | 5180MHz        |          |
| Antenna Pol. | Frequency (MHz) | Reading Level (dBuV) | Factor (dB/m) | Measure Level (dBuV/m) | Limit (dBuV/m) | Over limit(dB) | Detector |
| H            | 5150.00         | 25.51                | 17.18         | 42.69                  | 54.00          | -11.31         | AV       |
| V            | 5150.00         | 24.12                | 17.18         | 41.30                  | 54.00          | -12.70         | AV       |
| Mode:        |                 | 802.11a              |               | Frequency:             |                | 5240MHz        |          |
| Antenna Pol. | Frequency (MHz) | Reading Level (dBuV) | Factor (dB/m) | Measure Level (dBuV/m) | Limit (dBuV/m) | Over limit(dB) | Detector |
| H            | 5350.00         | 35.10                | 17.21         | 52.31                  | 68.20          | -15.89         | PK       |
| V            | 5350.00         | 32.40                | 17.21         | 49.61                  | 68.20          | -18.59         | PK       |
| Mode:        |                 | 802.11a              |               | Frequency:             |                | 5240MHz        |          |
| Antenna Pol. | Frequency (MHz) | Reading Level (dBuV) | Factor (dB/m) | Measure Level (dBuV/m) | Limit (dBuV/m) | Over limit(dB) | Detector |
| H            | 5350.00         | 28.19                | 17.18         | 45.37                  | 54.00          | -8.63          | AV       |
| V            | 5350.00         | 24.06                | 17.18         | 41.24                  | 54.00          | -12.76         | AV       |

| Mode:        |                 | 802.11n(HT20)        |               | Frequency:             |                | 5180MHz        |          |
|--------------|-----------------|----------------------|---------------|------------------------|----------------|----------------|----------|
| Antenna Pol. | Frequency (MHz) | Reading Level (dBuV) | Factor (dB/m) | Measure Level (dBuV/m) | Limit (dBuV/m) | Over limit(dB) | Detector |
| H            | 5150.00         | 36.85                | 17.21         | 54.06                  | 68.20          | -14.14         | PK       |
| V            | 5150.00         | 37.53                | 17.21         | 54.74                  | 68.20          | -13.46         | PK       |
| Mode:        |                 | 802.11n(HT20)        |               | Frequency:             |                | 5180MHz        |          |
| Antenna Pol. | Frequency (MHz) | Reading Level (dBuV) | Factor (dB/m) | Measure Level (dBuV/m) | Limit (dBuV/m) | Over limit(dB) | Detector |
| H            | 5150.00         | 23.51                | 17.18         | 40.69                  | 54.00          | -13.31         | AV       |
| V            | 5150.00         | 25.12                | 17.18         | 42.30                  | 54.00          | -11.70         | AV       |
| Mode:        |                 | 802.11n(HT20)        |               | Frequency:             |                | 5240MHz        |          |
| Antenna Pol. | Frequency (MHz) | Reading Level (dBuV) | Factor (dB/m) | Measure Level (dBuV/m) | Limit (dBuV/m) | Over limit(dB) | Detector |
| H            | 5350.00         | 34.47                | 17.21         | 51.68                  | 68.20          | -16.52         | PK       |
| V            | 5350.00         | 33.79                | 17.21         | 51.00                  | 68.20          | -17.20         | PK       |
| Mode:        |                 | 802.11n(HT20)        |               | Frequency:             |                | 5240MHz        |          |
| Antenna Pol. | Frequency (MHz) | Reading Level (dBuV) | Factor (dB/m) | Measure Level (dBuV/m) | Limit (dBuV/m) | Over limit(dB) | Detector |
| H            | 5350.00         | 28.42                | 17.18         | 45.60                  | 54.00          | -8.40          | AV       |
| V            | 5350.00         | 24.85                | 17.18         | 42.03                  | 54.00          | -11.97         | AV       |



| Mode:        |                 | 802.11ac(HT20)       |               | Frequency:             |                | 5180MHz        |          |
|--------------|-----------------|----------------------|---------------|------------------------|----------------|----------------|----------|
| Antenna Pol. | Frequency (MHz) | Reading Level (dBuV) | Factor (dB/m) | Measure Level (dBuV/m) | Limit (dBuV/m) | Over limit(dB) | Detector |
| H            | 5150.00         | 38.81                | 17.21         | 56.02                  | 68.20          | -12.18         | PK       |
| V            | 5150.00         | 37.25                | 17.21         | 54.46                  | 68.20          | -13.74         | PK       |
| Mode:        |                 | 802.11ac(HT20)       |               | Frequency:             |                | 5180MHz        |          |
| Antenna Pol. | Frequency (MHz) | Reading Level (dBuV) | Factor (dB/m) | Measure Level (dBuV/m) | Limit (dBuV/m) | Over limit(dB) | Detector |
| H            | 5150.00         | 22.58                | 17.18         | 39.76                  | 54.00          | -14.24         | AV       |
| V            | 5150.00         | 25.50                | 17.18         | 42.68                  | 54.00          | -11.32         | AV       |
| Mode:        |                 | 802.11ac(HT20)       |               | Frequency:             |                | 5240MHz        |          |
| Antenna Pol. | Frequency (MHz) | Reading Level (dBuV) | Factor (dB/m) | Measure Level (dBuV/m) | Limit (dBuV/m) | Over limit(dB) | Detector |
| H            | 5350.00         | 35.48                | 17.21         | 52.69                  | 68.20          | -15.51         | PK       |
| V            | 5350.00         | 32.66                | 17.21         | 49.87                  | 68.20          | -18.33         | PK       |
| Mode:        |                 | 802.11ac(HT20)       |               | Frequency:             |                | 5240MHz        |          |
| Antenna Pol. | Frequency (MHz) | Reading Level (dBuV) | Factor (dB/m) | Measure Level (dBuV/m) | Limit (dBuV/m) | Over limit(dB) | Detector |
| H            | 5350.00         | 28.39                | 17.18         | 45.57                  | 54.00          | -8.43          | AV       |
| V            | 5350.00         | 25.26                | 17.18         | 42.44                  | 54.00          | -11.56         | AV       |

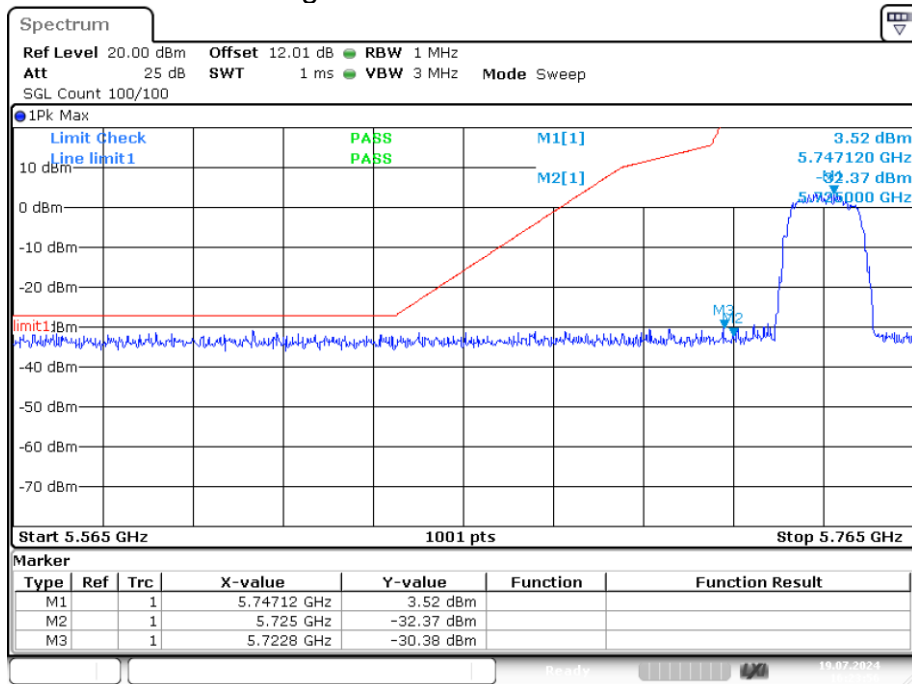
| Mode:        |                 | 802.11n(HT40)        |               | Frequency:             |                | 5190MHz        |          |
|--------------|-----------------|----------------------|---------------|------------------------|----------------|----------------|----------|
| Antenna Pol. | Frequency (MHz) | Reading Level (dBuV) | Factor (dB/m) | Measure Level (dBuV/m) | Limit (dBuV/m) | Over limit(dB) | Detector |
| H            | 5150.00         | 37.15                | 17.21         | 54.36                  | 68.20          | -13.84         | PK       |
| V            | 5150.00         | 36.76                | 17.21         | 53.97                  | 68.20          | -14.23         | PK       |
| Mode:        |                 | 802.11n(HT40)        |               | Frequency:             |                | 5190MHz        |          |
| Antenna Pol. | Frequency (MHz) | Reading Level (dBuV) | Factor (dB/m) | Measure Level (dBuV/m) | Limit (dBuV/m) | Over limit(dB) | Detector |
| H            | 5150.00         | 23.46                | 17.18         | 40.64                  | 54.00          | -13.36         | AV       |
| V            | 5150.00         | 23.93                | 17.18         | 41.11                  | 54.00          | -12.89         | AV       |
| Mode:        |                 | 802.11n(HT40)        |               | Frequency:             |                | 5230MHz        |          |
| Antenna Pol. | Frequency (MHz) | Reading Level (dBuV) | Factor (dB/m) | Measure Level (dBuV/m) | Limit (dBuV/m) | Over limit(dB) | Detector |
| H            | 5350.00         | 34.31                | 17.21         | 51.52                  | 68.20          | -16.68         | PK       |
| V            | 5350.00         | 32.45                | 17.21         | 49.66                  | 68.20          | -18.54         | PK       |
| Mode:        |                 | 802.11n(HT40)        |               | Frequency:             |                | 5230MHz        |          |
| Antenna Pol. | Frequency (MHz) | Reading Level (dBuV) | Factor (dB/m) | Measure Level (dBuV/m) | Limit (dBuV/m) | Over limit(dB) | Detector |
| H            | 5350.00         | 26.72                | 17.18         | 43.90                  | 54.00          | -10.10         | AV       |
| V            | 5350.00         | 23.07                | 17.18         | 40.25                  | 54.00          | -13.75         | AV       |

| Mode:        |                 | 802.11ac(HT40)       |               | Frequency:             |                | 5190MHz        |          |
|--------------|-----------------|----------------------|---------------|------------------------|----------------|----------------|----------|
| Antenna Pol. | Frequency (MHz) | Reading Level (dBuV) | Factor (dB/m) | Measure Level (dBuV/m) | Limit (dBuV/m) | Over limit(dB) | Detector |
| H            | 5150.00         | 37.63                | 17.21         | 54.84                  | 68.20          | -13.36         | PK       |
| V            | 5150.00         | 35.73                | 17.21         | 52.94                  | 68.20          | -15.26         | PK       |
| Mode:        |                 | 802.11ac(HT40)       |               | Frequency:             |                | 5190MHz        |          |
| Antenna Pol. | Frequency (MHz) | Reading Level (dBuV) | Factor (dB/m) | Measure Level (dBuV/m) | Limit (dBuV/m) | Over limit(dB) | Detector |
| H            | 5150.00         | 22.87                | 17.18         | 40.05                  | 54.00          | -13.95         | AV       |
| V            | 5150.00         | 23.93                | 17.18         | 41.11                  | 54.00          | -12.89         | AV       |
| Mode:        |                 | 802.11ac(HT40)       |               | Frequency:             |                | 5230MHz        |          |
| Antenna Pol. | Frequency (MHz) | Reading Level (dBuV) | Factor (dB/m) | Measure Level (dBuV/m) | Limit (dBuV/m) | Over limit(dB) | Detector |
| H            | 5350.00         | 34.79                | 17.21         | 52.00                  | 68.20          | -16.20         | PK       |
| V            | 5350.00         | 32.44                | 17.21         | 49.65                  | 68.20          | -18.55         | PK       |
| Mode:        |                 | 802.11ac(HT40)       |               | Frequency:             |                | 5230MHz        |          |
| Antenna Pol. | Frequency (MHz) | Reading Level (dBuV) | Factor (dB/m) | Measure Level (dBuV/m) | Limit (dBuV/m) | Over limit(dB) | Detector |
| H            | 5350.00         | 30.38                | 17.18         | 47.56                  | 54.00          | -6.44          | AV       |
| V            | 5350.00         | 24.79                | 17.18         | 41.97                  | 54.00          | -12.03         | AV       |

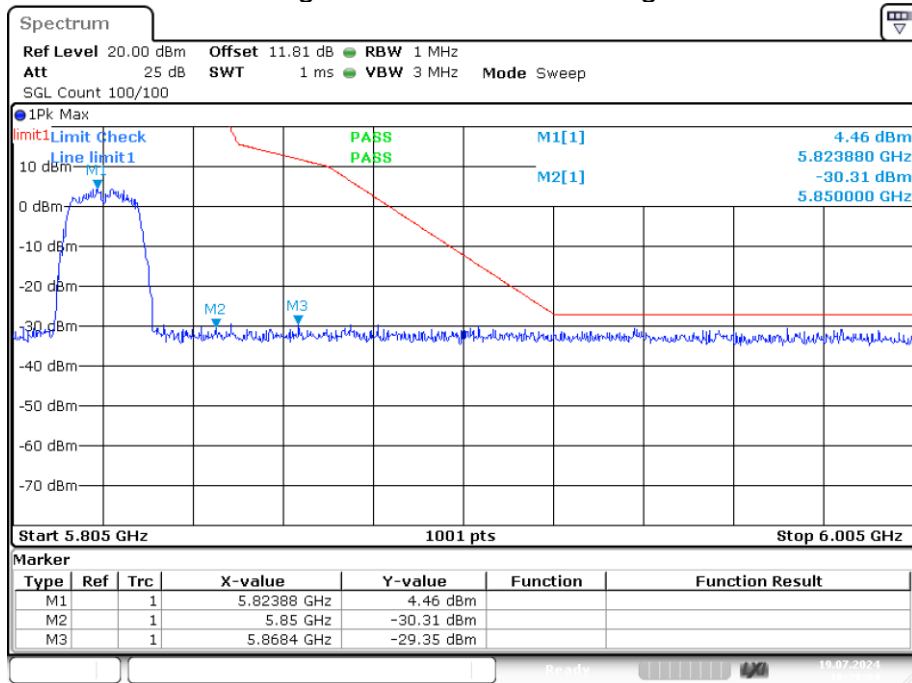
| Mode:        |                 | 802.11ac(HT80)       |               | Frequency:             |                | 5210MHz        |          |
|--------------|-----------------|----------------------|---------------|------------------------|----------------|----------------|----------|
| Antenna Pol. | Frequency (MHz) | Reading Level (dBuV) | Factor (dB/m) | Measure Level (dBuV/m) | Limit (dBuV/m) | Over limit(dB) | Detector |
| H            | 5150.00         | 38.56                | 17.21         | 55.77                  | 68.20          | -12.43         | PK       |
| V            | 5150.00         | 36.03                | 17.21         | 53.24                  | 68.20          | -14.96         | PK       |
| Mode:        |                 | 802.11ac(HT80)       |               | Frequency:             |                | 5210MHz        |          |
| Antenna Pol. | Frequency (MHz) | Reading Level (dBuV) | Factor (dB/m) | Measure Level (dBuV/m) | Limit (dBuV/m) | Over limit(dB) | Detector |
| H            | 5150.00         | 23.84                | 17.18         | 41.02                  | 54.00          | -12.98         | AV       |
| V            | 5150.00         | 24.93                | 17.18         | 42.11                  | 54.00          | -11.89         | AV       |
| Mode:        |                 | 802.11ac(HT80)       |               | Frequency:             |                | 5210MHz        |          |
| Antenna Pol. | Frequency (MHz) | Reading Level (dBuV) | Factor (dB/m) | Measure Level (dBuV/m) | Limit (dBuV/m) | Over limit(dB) | Detector |
| H            | 5350.00         | 34.29                | 17.21         | 51.50                  | 68.20          | -16.70         | PK       |
| V            | 5350.00         | 35.62                | 17.21         | 52.83                  | 68.20          | -15.37         | PK       |
| Mode:        |                 | 802.11ac(HT80)       |               | Frequency:             |                | 5210MHz        |          |
| Antenna Pol. | Frequency (MHz) | Reading Level (dBuV) | Factor (dB/m) | Measure Level (dBuV/m) | Limit (dBuV/m) | Over limit(dB) | Detector |
| H            | 5350.00         | 27.63                | 17.18         | 44.81                  | 54.00          | -9.19          | AV       |
| V            | 5350.00         | 25.82                | 17.18         | 43.00                  | 54.00          | -11.00         | AV       |

Band4

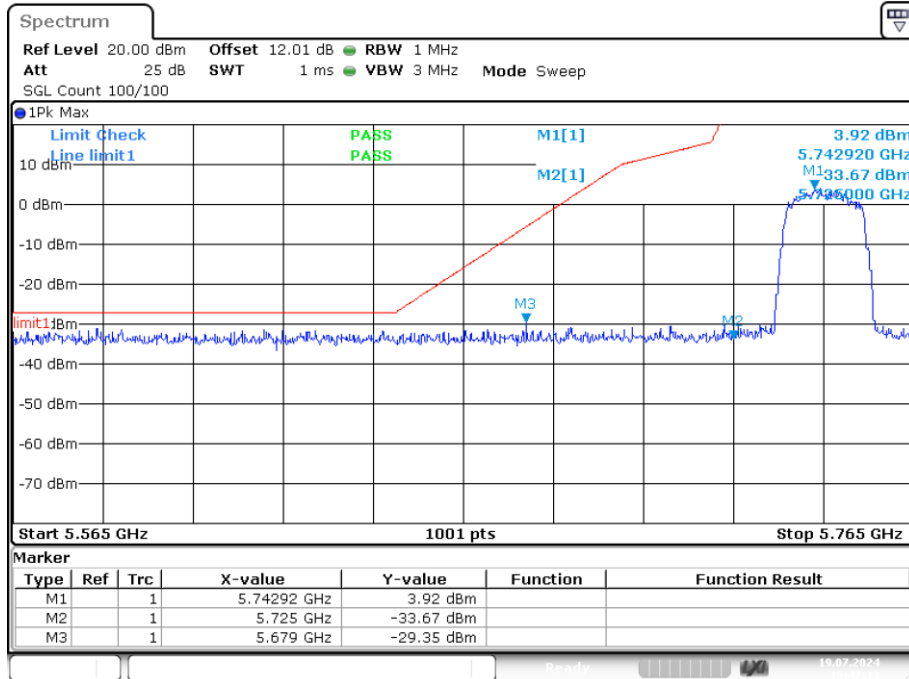
Band Edge NVNT a 5745MHz Low Ant1



Band Edge NVNT a 5825MHz High Ant1

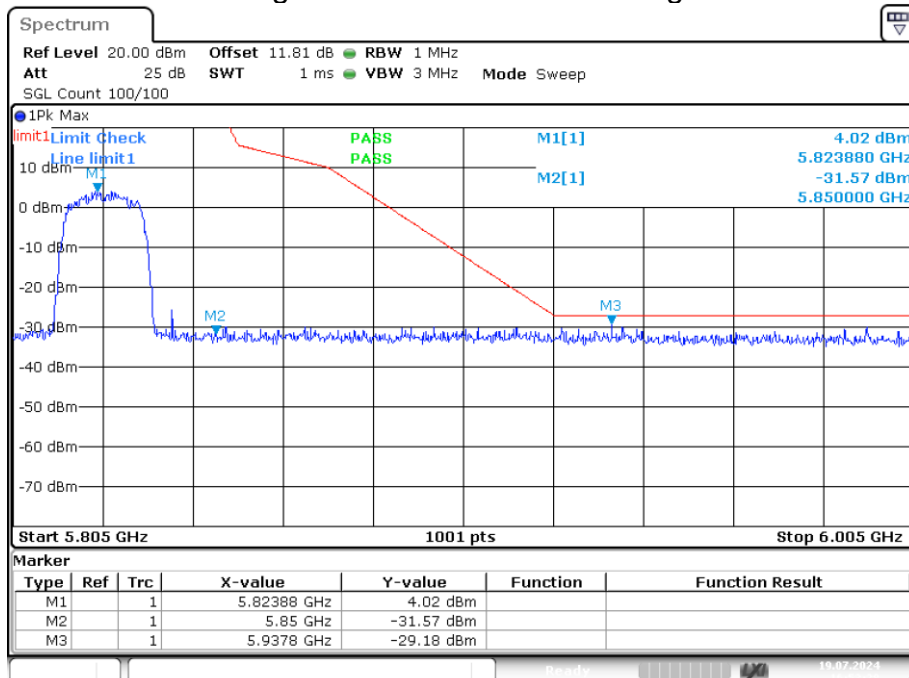


### Band Edge NVNT ac20 5745MHz Low Ant1



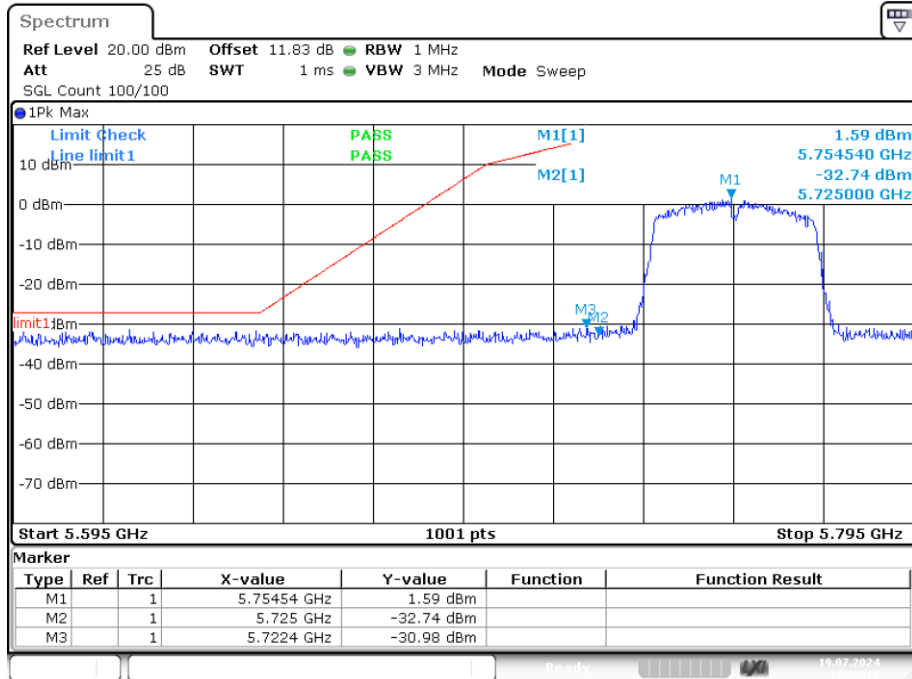
Date: 19.JUL.2024 16:47:13

### Band Edge NVNT ac20 5825MHz High Ant1



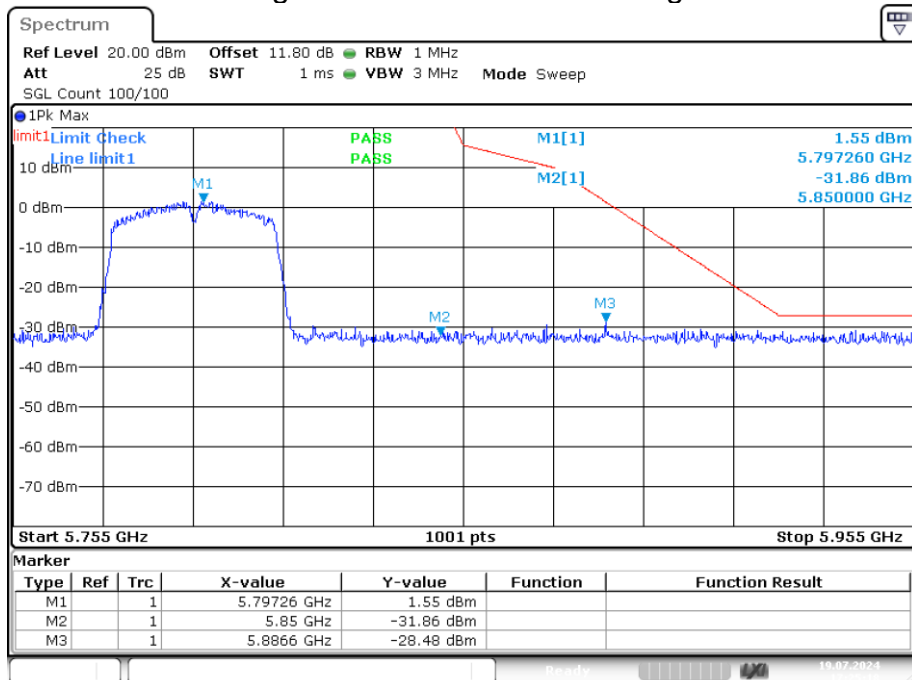
Date: 19.JUL.2024 16:53:27

### Band Edge NVNT ac40 5755MHz Low Ant1



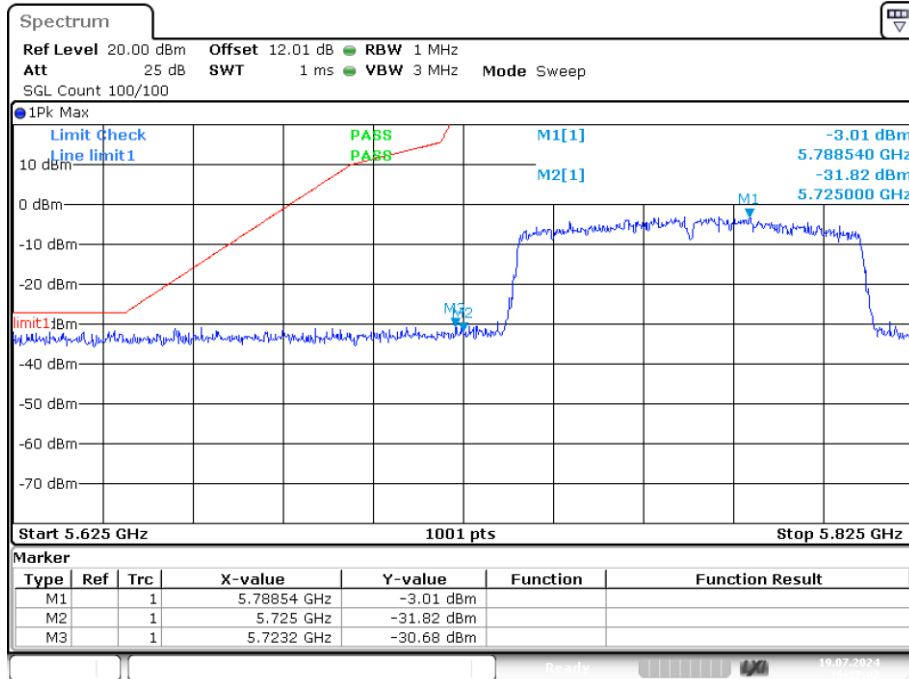
Date: 19.JUL.2024 17:23:16

### Band Edge NVNT ac40 5795MHz High Ant1

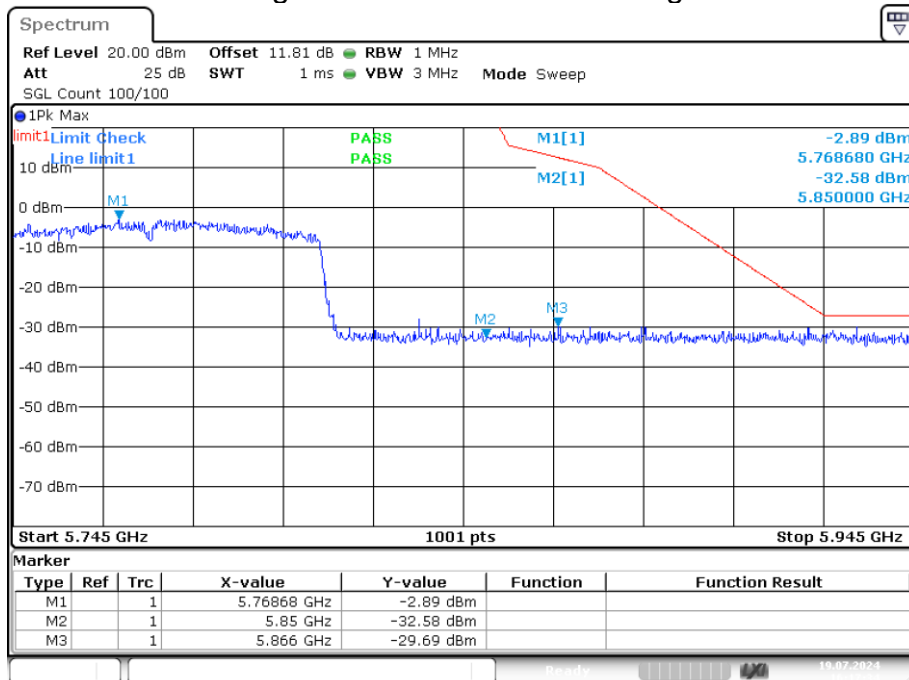


Date: 19.JUL.2024 17:25:18

### Band Edge NVNT ac80 5745MHz Low Ant1

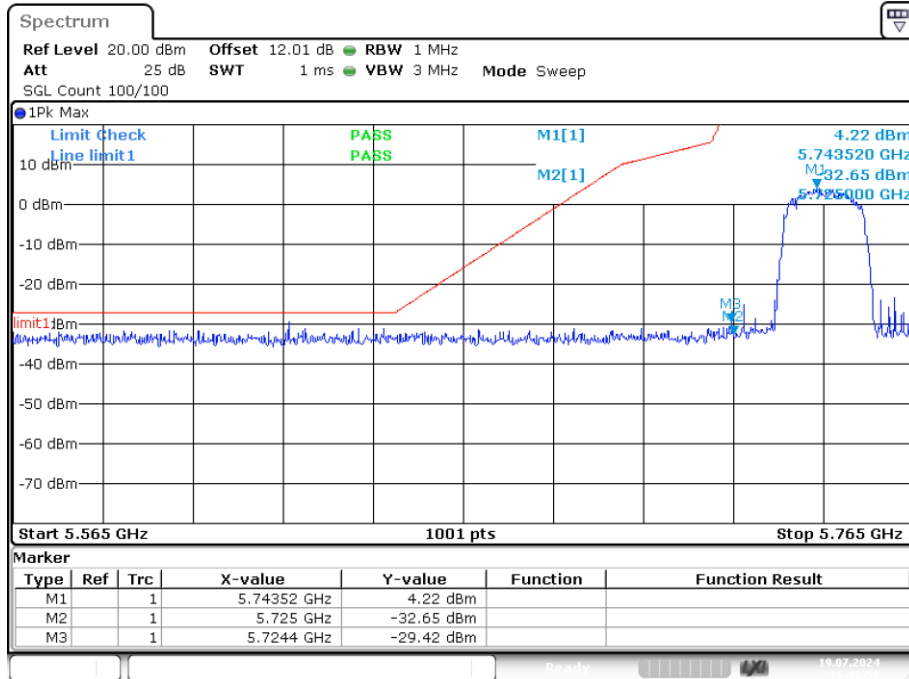


### Band Edge NVNT ac80 5825MHz High Ant1



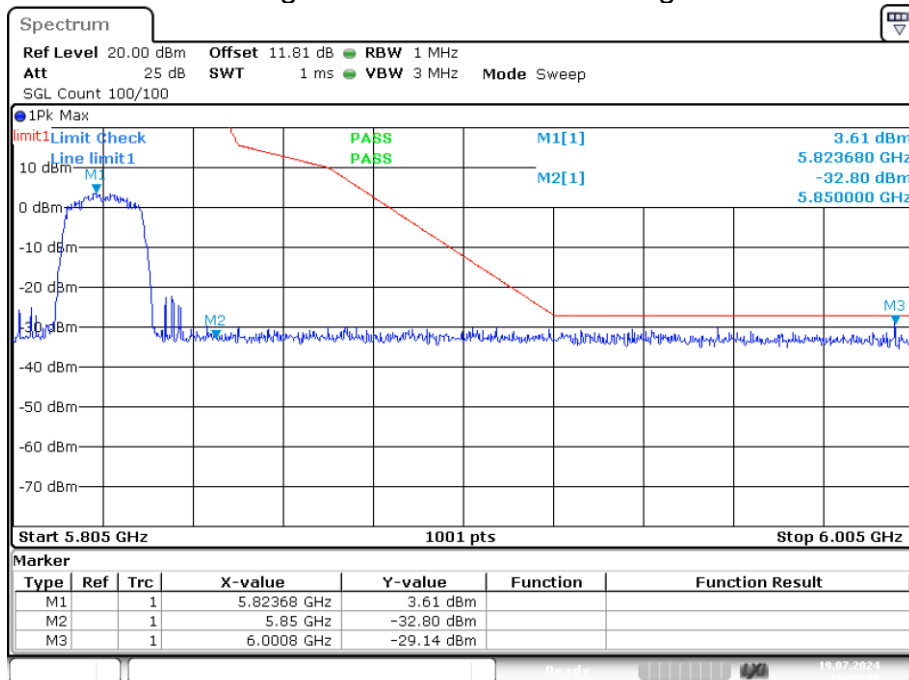


### Band Edge NVNT n20 5745MHz Low Ant1



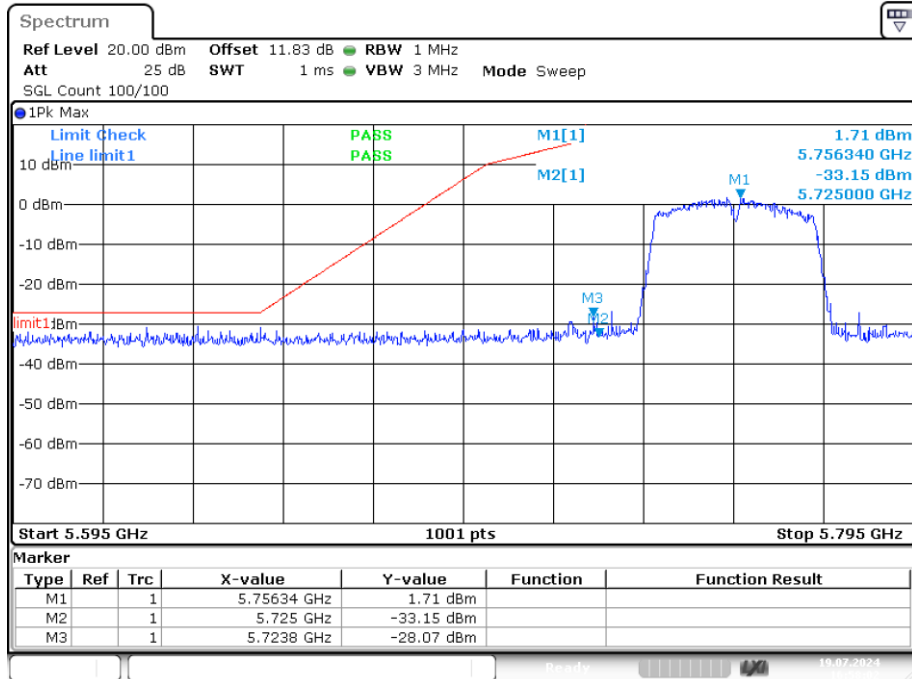
Date: 19.JUL.2024 16:32:57

### Band Edge NVNT n20 5825MHz High Ant1



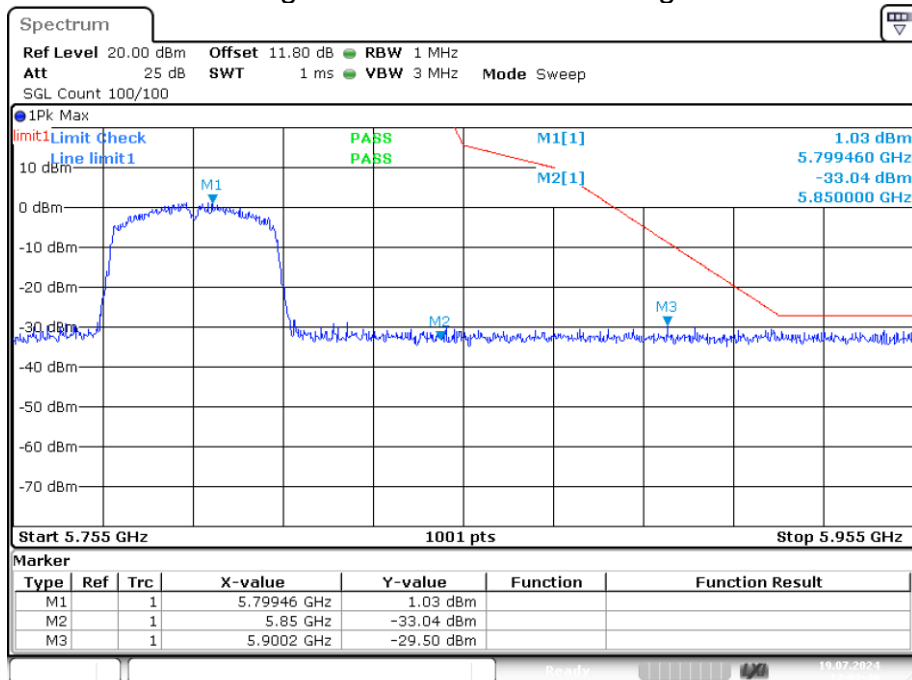
Date: 19.JUL.2024 16:44:00

### Band Edge NVNT n40 5755MHz Low Ant1



Date: 19.JUL.2024 16:58:02

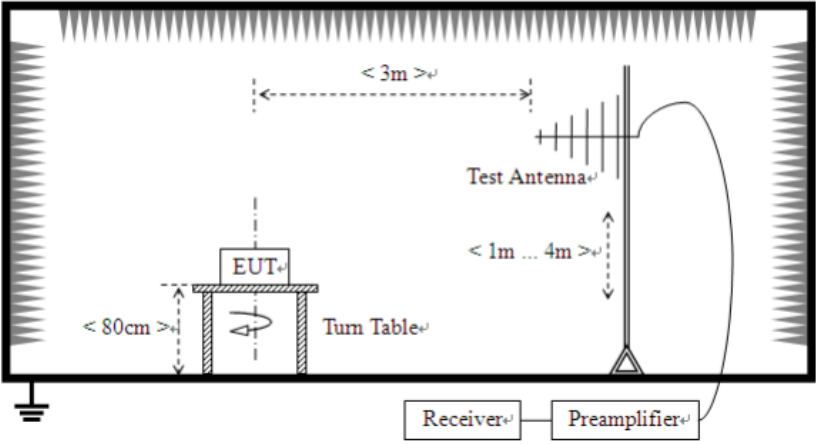
### Band Edge NVNT n40 5795MHz High Ant1

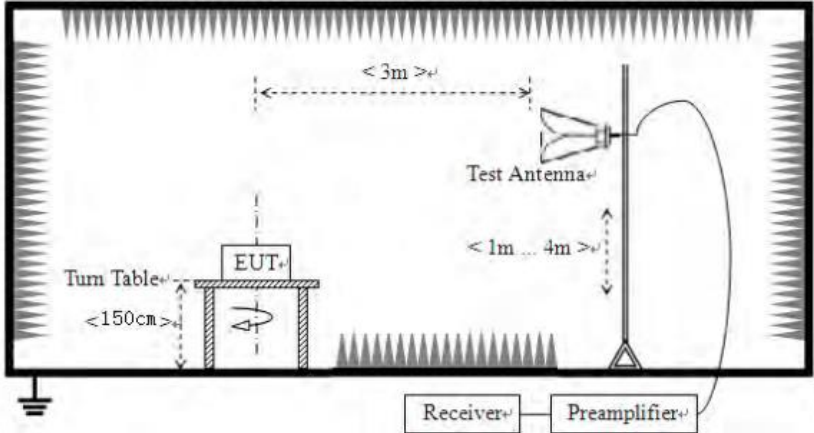


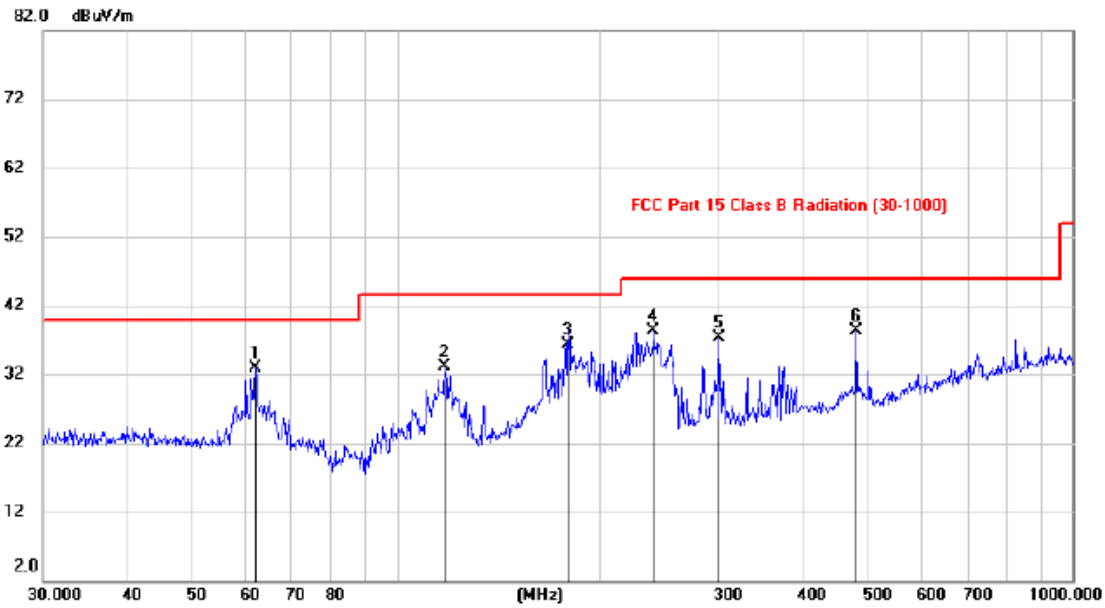
Date: 19.JUL.2024 17:02:40

## 4.7 Radiated Emission

|                       |  |                    |        |                  |                  |
|-----------------------|--|--------------------|--------|------------------|------------------|
| Test Requirement:     | FCC Part15 C Section 15.209 and 15.205   |                    |        |                  |                  |
| Test Method:          | ANSI C63.10:2013   |                    |        |                  |                  |
| Test Frequency Range: | 30MHz to 40GHz   |                    |        |                  |                  |
| Test site:            | Measurement Distance: 3m (Semi-Anechoic Chamber)   |                    |        |                  |                  |
| Receiver setup:       | Frequency  | Detector           | RBW    | VBW              | Value            |
|                       | 30MHz-1GHz   | Quasi-peak         | 100KHz | 300KHz           | Quasi-peak Value |
|                       | Above 1GHz   | Peak               | 1MHz   | 3MHz             | Peak Value       |
| AV                    |  | 1MHz               | 3MHz   | Average Value    |                  |
| Limit:                | Frequency  | Limit (dBuV/m @3m) |        | Remark           |                  |
|                       | 30MHz-88MHz  | 40.0               |        | Quasi-peak Value |                  |
|                       | 88MHz-216MHz   | 43.5               |        | Quasi-peak Value |                  |
|                       | 216MHz-960MHz  | 46.0               |        | Quasi-peak Value |                  |
|                       | 960MHz-1GHz  | 54.0               |        | Quasi-peak Value |                  |
|                       | Above 1GHz   | 74.0               |        | Peak Value       |                  |
|                       |  | 54.0               |        | Average Value    |                  |
| Test Procedure:       | <p>Substitution method was performed to determine the actual ERP emission levels of the EUT.<br/>The following test procedure as below:</p> <p>1&gt;.Below 1GHz test procedure:</p> <ol style="list-style-type: none"> <li>1. The EUT was placed on the top of a rotating table (0.8m for below 1GHz and 1.5 meters for above 1GHz) above the ground at a 3 meter camber. The table was rotated 360 degrees to determine the position of the highest radiation.</li> <li>2. The EUT was set 3 meters away from the interference-receiving antenna, which was mounted on the top of a variable-height antenna tower.</li> <li>3. The antenna height is varied from one meter to four meters above the ground to determine the maximum value of the field strength. Both horizontal and vertical polarizations of the antenna are set to make the measurement.</li> <li>4. For each suspected emission, the EUT was arranged to its worst case and then the antenna was tuned to heights from 1 meter to 4 meters and the rotatable table was turned from 0 degrees to 360 degrees to find the maximum reading.</li> <li>5. The test-receiver system was set to Peak Detect Function and Specified Bandwidth with Maximum Hold Mode.</li> <li>6. If the emission level of the EUT in peak mode was 10dB lower than the limit specified, then testing could be stopped and the peak values of the EUT would be reported. Otherwise the emissions that did not have 10dB margin would be re-tested one by one using peak, quasi-peak or average method as specified and then reported in a data sheet.</li> </ol> <p>2&gt;.Above 1GHz test procedure:</p> <ol style="list-style-type: none"> <li>1. On the test site as test setup graph above,the EUT shall be placed at the 1.5m support on the turntable and in the position closest to normal use as declared by the provider.</li> <li>2. The test antenna shall be oriented initially for vertical polarization and shall be chosen to correspond to the frequency of the transmitter.The output of the test antenna shall be connected to the measuring receiver.</li> <li>3. The transmitter shall be switched on, if possible, without modulation and the measuring receiver shall be tuned to the frequency of the transmitter under test.</li> <li>4. The test antenna shall be raised and lowered from 1m to 4m until a</li> </ol> |                    |        |                  |                  |

|             |   |
|-------------|---|
|             | <p>maximum signal level is detected by the measuring receiver. Then the turntable should be rotated through 360° in the horizontal plane, until the maximum signal level is detected by the measuring receiver.</p> <ol style="list-style-type: none"> <li>5. Repeat step 4 for test frequency with the test antenna polarized horizontally.</li> <li>6. Remove the transmitter and replace it with a substitution antenna</li> <li>7. Feed the substitution antenna at the transmitter end with a signal generator connected to the antenna by means of a nonradiating cable. With the antennas at both ends vertically polarized, and with the signal generator tuned to a particular test frequency, raise and lower the test antenna to obtain a maximum reading at the spectrum analyzer. Adjust the level of the signal generator output until the previously recorded maximum reading for this set of conditions is obtained. This should be done carefully repeating the adjustment of the test antenna and generator output.</li> <li>8. Repeat step 7 with both antennas horizontally polarized for each test frequency.</li> <li>9. Calculate power in dBm into a reference ideal half-wave dipole antenna by reducing the readings obtained in steps 7 and 8 by the power loss in the cable between the generator and the antenna, and further corrected for the gain of the substitution antenna used relative to an ideal half-wave dipole antenna by the following formula:<br/> <math display="block">\text{EIRP(dBm)} = P_g(\text{dBm}) - \text{cable loss (dB)} + \text{antenna gain (dBi)}</math>           where:<br/> <math>P_g</math> is the generator output power into the substitution antenna.</li> </ol> |
| Test setup: | <p>Below 1GHz</p>  <p>Above 1GHz</p>  |

|                   |  |
|-------------------|--|
|                   |  |
| Test Instruments: | Refer to section 3 for details   |
| Test mode:        | Refer to section 2.2 for details   |
| Test results:     | Pass   |

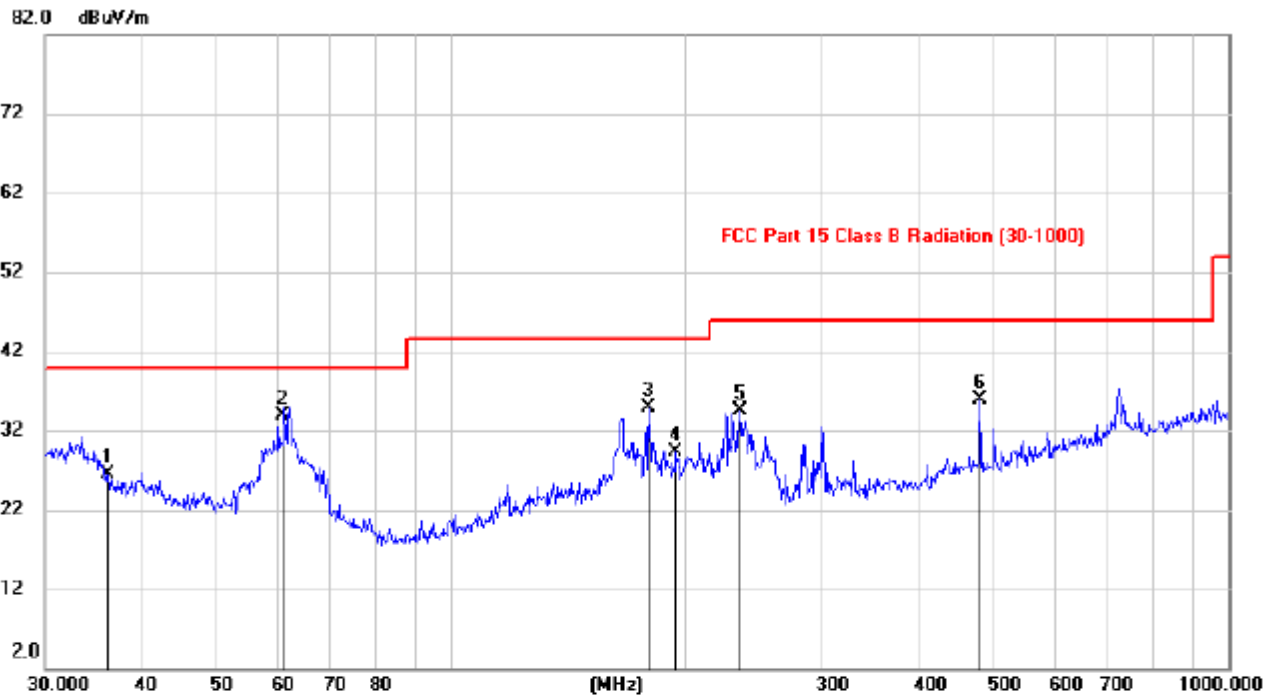
**Measurement Data:****Below 1GHz****Polarization: Horizontal**

| No. | Mk. | Freq.<br>MHz | Reading<br>Level<br>dBuV | Correct<br>Factor<br>dB | Measure-<br>ment<br>dBuV/m | Limit<br>dBuV/m | Margin<br>dB | Detector | Antenna<br>Height<br>cm | Table<br>Degree | Comment |
|-----|-----|--------------|--------------------------|-------------------------|----------------------------|-----------------|--------------|----------|-------------------------|-----------------|---------|
| 1   | *   | 61.8213      | 20.08                    | 12.88                   | 32.96                      | 40.00           | -7.04        | peak     |                         |                 |         |
| 2   |     | 118.1447     | 20.24                    | 12.81                   | 33.05                      | 43.50           | -10.45       | peak     |                         |                 |         |
| 3   |     | 180.0164     | 23.56                    | 12.68                   | 36.24                      | 43.50           | -7.26        | QP       |                         |                 |         |
| 4   |     | 240.7459     | 25.68                    | 12.57                   | 38.25                      | 46.00           | -7.75        | peak     |                         |                 |         |
| 5   |     | 300.0514     | 23.15                    | 14.10                   | 37.25                      | 46.00           | -8.75        | peak     |                         |                 |         |
| 6   |     | 480.0221     | 20.27                    | 17.95                   | 38.22                      | 46.00           | -7.78        | peak     |                         |                 |         |

Note: 1. \*: Maximum data; x: Over limit; !: over margin.

2. Measurement=Reading Level+Correct Factor; Correct Factor=Antenna Factor+Cable Loss.

## Polarization: Vertical



| No. | Mk. | Freq.    | Reading Level | Correct Factor | Measurement | Limit  | Margin | Antenna Height | Table Degree |         |
|-----|-----|----------|---------------|----------------|-------------|--------|--------|----------------|--------------|---------|
|     |     | MHz      | dBuV          | dB             | dBuV/m      | dBuV/m | dB     | cm             | degree       | Comment |
| 1   |     | 36.1398  | 12.77         | 13.80          | 26.57       | 40.00  | -13.43 |                |              | peak    |
| 2   | *   | 60.9174  | 21.05         | 12.90          | 33.95       | 40.00  | -6.05  |                |              | QP      |
| 3   |     | 180.0164 | 22.16         | 12.68          | 34.84       | 43.50  | -8.66  |                |              | peak    |
| 4   |     | 194.9995 | 18.17         | 11.19          | 29.36       | 43.50  | -14.14 |                |              | peak    |
| 5   |     | 235.7333 | 22.14         | 12.45          | 34.59       | 46.00  | -11.41 |                |              | peak    |
| 6   |     | 480.0221 | 17.99         | 17.95          | 35.94       | 46.00  | -10.06 |                |              | peak    |

Note:1. \*:Maximum data; x:Over limit; !:over margin.

2.Measurement=Reading Level+Correct Factor; Correct Factor=Antenna Factor+Cable Loss.

**Above 1GHz:**

## 802.11a(HT20) 5180MHz

| Frequency (MHz) | Read Level (dBuV) | Antenna Factor (dB/m) | Cable Loss (dB) | Preamp Factor (dB) | Level (dBuV/m) | Limit Line (dBuV/m) | Over Limit (dB) | polarization |
|-----------------|-------------------|-----------------------|-----------------|--------------------|----------------|---------------------|-----------------|--------------|
| 10360.20        | 52.41             | 11.25                 | 14.62           | 32.65              | 45.63          | 68.20               | -22.57          | Vertical     |
| 15540.03        | 51.62             | 11.93                 | 17.66           | 34.46              | 46.75          | 74.00               | -27.25          | Vertical     |
| 10360.09        | 52.42             | 9.4                   | 14.62           | 32.65              | 43.79          | 68.20               | -24.41          | Horizontal   |
| 15540.25        | 51.93             | 8.5                   | 17.66           | 34.46              | 43.63          | 74.00               | -30.37          | Horizontal   |

## 802.11a(HT20) 5200MHz

| Frequency (MHz) | Read Level (dBuV) | Antenna Factor (dB/m) | Cable Loss (dB) | Preamp Factor (dB) | Level (dBuV/m) | Limit Line (dBuV/m) | Over Limit (dB) | polarization |
|-----------------|-------------------|-----------------------|-----------------|--------------------|----------------|---------------------|-----------------|--------------|
| 10400.04        | 49.27             | 16.29                 | 17.66           | 34.46              | 48.76          | 68.20               | -19.44          | Vertical     |
| 15600.12        | 52.29             | 21.83                 | 17.66           | 34.46              | 57.32          | 74.00               | -16.68          | Vertical     |
| 10400.28        | 50.72             | 8.73                  | 17.66           | 34.46              | 42.65          | 68.20               | -25.55          | Horizontal   |
| 15600.17        | 49.64             | 11.73                 | 17.66           | 34.46              | 44.57          | 74.00               | -29.43          | Horizontal   |

## 802.11a(HT20) 5240MHz

| Frequency (MHz) | Read Level (dBuV) | Antenna Factor (dB/m) | Cable Loss (dB) | Preamp Factor (dB) | Level (dBuV/m) | Limit Line (dBuV/m) | Over Limit (dB) | polarization |
|-----------------|-------------------|-----------------------|-----------------|--------------------|----------------|---------------------|-----------------|--------------|
| 10360.22        | 52.41             | 11.25                 | 14.62           | 32.65              | 45.63          | 68.20               | -22.57          | Vertical     |
| 15540.27        | 51.62             | 11.93                 | 17.66           | 34.46              | 46.75          | 74.00               | -27.25          | Vertical     |
| 10360.26        | 52.42             | 9.4                   | 14.62           | 32.65              | 43.79          | 68.20               | -24.41          | Horizontal   |
| 15540.26        | 51.93             | 8.5                   | 17.66           | 34.46              | 43.63          | 74.00               | -30.37          | Horizontal   |

## 802.11n(HT20) 5180MHz

| Frequency (MHz) | Read Level (dBuV) | Antenna Factor (dB/m) | Cable Loss (dB) | Preamp Factor (dB) | Level (dBuV/m) | Limit Line (dBuV/m) | Over Limit (dB) | polarization |
|-----------------|-------------------|-----------------------|-----------------|--------------------|----------------|---------------------|-----------------|--------------|
| 10480.28        | 49.27             | 16.29                 | 17.66           | 34.46              | 48.76          | 68.20               | -19.44          | Vertical     |
| 15720.29        | 52.29             | 21.83                 | 17.66           | 34.46              | 57.32          | 74.00               | -16.68          | Vertical     |
| 10480.08        | 50.72             | 8.73                  | 17.66           | 34.46              | 42.65          | 68.20               | -25.55          | Horizontal   |
| 15720.20        | 49.64             | 11.73                 | 17.66           | 34.46              | 44.57          | 74.00               | -29.43          | Horizontal   |

## 802.11n(HT20) 5200MHz

| Frequency (MHz) | Read Level (dBuV) | Antenna Factor (dB/m) | Cable Loss (dB) | Preamp Factor (dB) | Level (dBuV/m) | Limit Line (dBuV/m) | Over Limit (dB) | polarization |
|-----------------|-------------------|-----------------------|-----------------|--------------------|----------------|---------------------|-----------------|--------------|
| 10400.09        | 50.05             | 11.25                 | 14.62           | 32.65              | 43.27          | 68.20               | -24.93          | Vertical     |
| 15600.20        | 52.32             | 11.93                 | 17.66           | 34.46              | 47.45          | 74.00               | -26.55          | Vertical     |
| 10400.06        | 52.19             | 9.4                   | 14.62           | 32.65              | 43.56          | 68.20               | -24.64          | Horizontal   |
| 15600.20        | 51.18             | 8.5                   | 17.66           | 34.46              | 42.88          | 74.00               | -31.12          | Horizontal   |



## 802.11n(HT20) 5240MHz

| Frequency (MHz) | Read Level (dBuV) | Antenna Factor (dB/m) | Cable Loss (dB) | Preamp Factor (dB) | Level (dBuV/m) | Limit Line (dBuV/m) | Over Limit (dB) | polarization |
|-----------------|-------------------|-----------------------|-----------------|--------------------|----------------|---------------------|-----------------|--------------|
| 10480.08        | 51.37             | 16.29                 | 17.66           | 34.46              | 50.86          | 68.20               | -17.34          | Vertical     |
| 15720.02        | 51.07             | 21.83                 | 17.66           | 34.46              | 56.10          | 74.00               | -17.90          | Vertical     |
| 10480.21        | 52.50             | 8.73                  | 17.66           | 34.46              | 44.43          | 68.20               | -23.77          | Horizontal   |
| 15720.20        | 48.73             | 11.73                 | 17.66           | 34.46              | 43.66          | 74.00               | -30.34          | Horizontal   |

## 802.11ac(HT20) 5180MHz

| Frequency (MHz) | Read Level (dBuV) | Antenna Factor (dB/m) | Cable Loss (dB) | Preamp Factor (dB) | Level (dBuV/m) | Limit Line (dBuV/m) | Over Limit (dB) | polarization |
|-----------------|-------------------|-----------------------|-----------------|--------------------|----------------|---------------------|-----------------|--------------|
| 10360.02        | 50.06             | 11.25                 | 14.62           | 32.65              | 43.28          | 68.20               | -24.92          | Vertical     |
| 15540.31        | 52.18             | 11.93                 | 17.66           | 34.46              | 47.31          | 74.00               | -26.69          | Vertical     |
| 10360.11        | 51.16             | 9.4                   | 14.62           | 32.65              | 42.53          | 68.20               | -25.67          | Horizontal   |
| 15540.03        | 52.29             | 8.5                   | 17.66           | 34.46              | 43.99          | 74.00               | -30.01          | Horizontal   |

## 802.11ac(HT20) 5200MHz

| Frequency (MHz) | Read Level (dBuV) | Antenna Factor (dB/m) | Cable Loss (dB) | Preamp Factor (dB) | Level (dBuV/m) | Limit Line (dBuV/m) | Over Limit (dB) | polarization |
|-----------------|-------------------|-----------------------|-----------------|--------------------|----------------|---------------------|-----------------|--------------|
| 10400.27        | 51.00             | 16.29                 | 17.66           | 34.46              | 50.49          | 68.20               | -17.71          | Vertical     |
| 15600.27        | 50.46             | 21.83                 | 17.66           | 34.46              | 55.49          | 74.00               | -18.51          | Vertical     |
| 10400.13        | 52.20             | 8.73                  | 17.66           | 34.46              | 44.13          | 68.20               | -24.07          | Horizontal   |
| 15600.18        | 50.98             | 11.73                 | 17.66           | 34.46              | 45.91          | 74.00               | -28.09          | Horizontal   |

## 802.11ac(HT20) 5240MHz

| Frequency (MHz) | Read Level (dBuV) | Antenna Factor (dB/m) | Cable Loss (dB) | Preamp Factor (dB) | Level (dBuV/m) | Limit Line (dBuV/m) | Over Limit (dB) | polarization |
|-----------------|-------------------|-----------------------|-----------------|--------------------|----------------|---------------------|-----------------|--------------|
| 10480.23        | 49.45             | 16.29                 | 17.66           | 34.46              | 48.94          | 68.20               | -19.26          | Vertical     |
| 15720.18        | 50.81             | 21.83                 | 17.66           | 34.46              | 55.84          | 74.00               | -18.16          | Vertical     |
| 10480.32        | 49.29             | 8.73                  | 17.66           | 34.46              | 41.22          | 68.20               | -26.98          | Horizontal   |
| 15720.15        | 52.37             | 11.73                 | 17.66           | 34.46              | 47.30          | 74.00               | -26.70          | Horizontal   |

## 802.11n(HT40) 5190MHz

| Frequency (MHz) | Read Level (dBuV) | Antenna Factor (dB/m) | Cable Loss (dB) | Preamp Factor (dB) | Level (dBuV/m) | Limit Line (dBuV/m) | Over Limit (dB) | polarization |
|-----------------|-------------------|-----------------------|-----------------|--------------------|----------------|---------------------|-----------------|--------------|
| 10380.00        | 50.98             | 11.25                 | 14.62           | 32.65              | 44.20          | 68.20               | -24.00          | Vertical     |
| 15570.14        | 52.68             | 11.93                 | 17.66           | 34.46              | 47.81          | 74.00               | -26.19          | Vertical     |
| 10380.26        | 49.72             | 9.4                   | 14.62           | 32.65              | 41.09          | 68.20               | -27.11          | Horizontal   |
| 15570.03        | 52.03             | 8.5                   | 17.66           | 34.46              | 43.73          | 74.00               | -30.27          | Horizontal   |

## 802.11n(HT40) 5230MHz

| Frequency (MHz) | Read Level (dBuV) | Antenna Factor (dB/m) | Cable Loss (dB) | Preamp Factor (dB) | Level (dBuV/m) | Limit Line (dBuV/m) | Over Limit (dB) | polarization |
|-----------------|-------------------|-----------------------|-----------------|--------------------|----------------|---------------------|-----------------|--------------|
| 10460.04        | 49.10             | 11.25                 | 14.62           | 32.65              | 42.32          | 68.20               | -25.88          | Vertical     |
| 15690.02        | 51.18             | 11.93                 | 17.66           | 34.46              | 46.31          | 74.00               | -27.69          | Vertical     |
| 10460.22        | 49.12             | 9.4                   | 14.62           | 32.65              | 40.49          | 68.20               | -27.71          | Horizontal   |
| 15690.22        | 51.74             | 8.5                   | 17.66           | 34.46              | 43.44          | 74.00               | -30.56          | Horizontal   |

## 802.11ac(HT40) 5190MHz

| Frequency (MHz) | Read Level (dBuV) | Antenna Factor (dB/m) | Cable Loss (dB) | Preamp Factor (dB) | Level (dBuV/m) | Limit Line (dBuV/m) | Over Limit (dB) | polarization |
|-----------------|-------------------|-----------------------|-----------------|--------------------|----------------|---------------------|-----------------|--------------|
| 10380.01        | 50.64             | 16.29                 | 17.66           | 34.46              | 50.13          | 68.20               | -18.07          | Vertical     |
| 15570.07        | 51.34             | 21.83                 | 17.66           | 34.46              | 56.37          | 74.00               | -17.63          | Vertical     |
| 10380.20        | 51.74             | 8.73                  | 17.66           | 34.46              | 43.67          | 68.20               | -24.53          | Horizontal   |
| 15570.16        | 52.03             | 11.73                 | 17.66           | 34.46              | 46.96          | 74.00               | -27.04          | Horizontal   |

## 802.11ac(HT40) 5230MHz

| Frequency (MHz) | Read Level (dBuV) | Antenna Factor (dB/m) | Cable Loss (dB) | Preamp Factor (dB) | Level (dBuV/m) | Limit Line (dBuV/m) | Over Limit (dB) | polarization |
|-----------------|-------------------|-----------------------|-----------------|--------------------|----------------|---------------------|-----------------|--------------|
| 10460.07        | 50.94             | 11.25                 | 14.62           | 32.65              | 44.16          | 68.20               | -24.04          | Vertical     |
| 15690.21        | 49.07             | 11.93                 | 17.66           | 34.46              | 44.20          | 74.00               | -29.80          | Vertical     |
| 10460.17        | 51.68             | 9.4                   | 14.62           | 32.65              | 43.05          | 68.20               | -25.15          | Horizontal   |
| 15690.32        | 49.75             | 8.5                   | 17.66           | 34.46              | 41.45          | 74.00               | -32.55          | Horizontal   |

## 802.11ac(HT80) 5210MHz

| Frequency (MHz) | Read Level (dBuV) | Antenna Factor (dB/m) | Cable Loss (dB) | Preamp Factor (dB) | Level (dBuV/m) | Limit Line (dBuV/m) | Over Limit (dB) | polarization |
|-----------------|-------------------|-----------------------|-----------------|--------------------|----------------|---------------------|-----------------|--------------|
| 10420.15        | 50.70             | 16.29                 | 17.66           | 34.46              | 50.19          | 68.20               | -18.01          | Vertical     |
| 15630.04        | 50.06             | 21.83                 | 17.66           | 34.46              | 55.09          | 74.00               | -18.91          | Vertical     |
| 10420.13        | 52.00             | 8.73                  | 17.66           | 34.46              | 43.93          | 68.20               | -24.27          | Horizontal   |
| 15630.06        | 49.24             | 11.73                 | 17.66           | 34.46              | 44.17          | 74.00               | -29.83          | Horizontal   |

## Note:

1. Level = Read Level + Antenna Factor+ Cable loss- Preamp Factor.
2. The test trace is same as the ambient noise (the test frequency range: 18GHz~40GHz), therefore no data appear in the report.
3. This limit applies for using average detector, if the test result on peak is lower than average limit, then average measurement needn't be performed.
4. This Report only show the test plots of the worst case (U-NII-1).

#### 4.8 Frequency stability

|               |  |
|---------------|--|
| Test limit    | Manufacturers of U-NII devices are responsible for ensuring frequency stability such that an emission is maintained within the band of operation under all conditions of normal operation as specified in the user's manual. |
| Test results: | Pass   |



#### Measurement Data:

| Mode                   | Voltage (V) | FHL (5180MHz) | Deviation (KHz) | FHH (5240MHz) | Deviation (KHz) |
|------------------------|-------------|---------------|-----------------|---------------|-----------------|
| Band 1 (5150-5250 MHz) | DC 3.2V     | 5179.994      | 6               | 5239.993      | 7               |
|                        | DC 3.7V     | 5179.988      | 12              | 5239.990      | 10              |
|                        | DC 4.2V     | 5179.994      | 6               | 5239.989      | 11              |
| Mode                   | Voltage (V) | FHL (5745MHz) | Deviation (KHz) | FHH (5825MHz) | Deviation (KHz) |
| Band 4 (5725-5850 MHz) | DC 3.2V     | 5744.993      | 7               | 5824.989      | 11              |
|                        | DC 7.2V     | 5744.989      | 11              | 5824.987      | 13              |
|                        | DC 4.2V     | 5744.991      | 9               | 5824.995      | 5               |

| Mode                      | Temperature (°C) | FHL (5180MHz) | Deviation (KHz) | FHH (5240MHz) | Deviation (KHz) |
|---------------------------|------------------|---------------|-----------------|---------------|-----------------|
| Band 1<br>(5150-5250 MHz) | -20°C            | 5179.992      | 8               | 5239.990      | 10              |
|                           | -10°C            | 5179.991      | 9               | 5239.989      | 11              |
|                           | -5°C             | 5179.990      | 10              | 5239.993      | 7               |
|                           | 0°C              | 5179.995      | 5               | 5239.993      | 7               |
|                           | +10°C            | 5179.993      | 7               | 5239.992      | 8               |
|                           | +20°C            | 5179.989      | 11              | 5239.990      | 10              |
|                           | +30°C            | 5179.987      | 13              | 5239.986      | 14              |
|                           | +40°C            | 5179.990      | 10              | 5239.988      | 12              |
|                           | +50°C            | 5179.993      | 7               | 5239.988      | 12              |
| Mode                      | Temperature (°C) | FHL (5745MHz) | Deviation (KHz) | FHH (5825MHz) | Deviation (KHz) |
| Band 4<br>(5725-5850 MHz) | -20°C            | 5744.991      | 9               | 5824.993      | 7               |
|                           | -10°C            | 5744.991      | 9               | 5824.988      | 12              |
|                           | -5°C             | 5744.989      | 11              | 5824.993      | 7               |
|                           | 0°C              | 5744.994      | 6               | 5824.991      | 9               |
|                           | +10°C            | 5744.996      | 4               | 5824.991      | 9               |
|                           | +20°C            | 5744.992      | 8               | 5824.990      | 10              |
|                           | +30°C            | 5744.990      | 10              | 5824.988      | 12              |
|                           | +40°C            | 5744.989      | 11              | 5824.989      | 11              |
|                           | +50°C            | 5744.988      | 12              | 5824.992      | 8               |

## 5 Test setup photo

### 5.1 Photos of Radiated emission



## 5.2 Photos of Conducted Emission test



-----END OF REPORT-----