

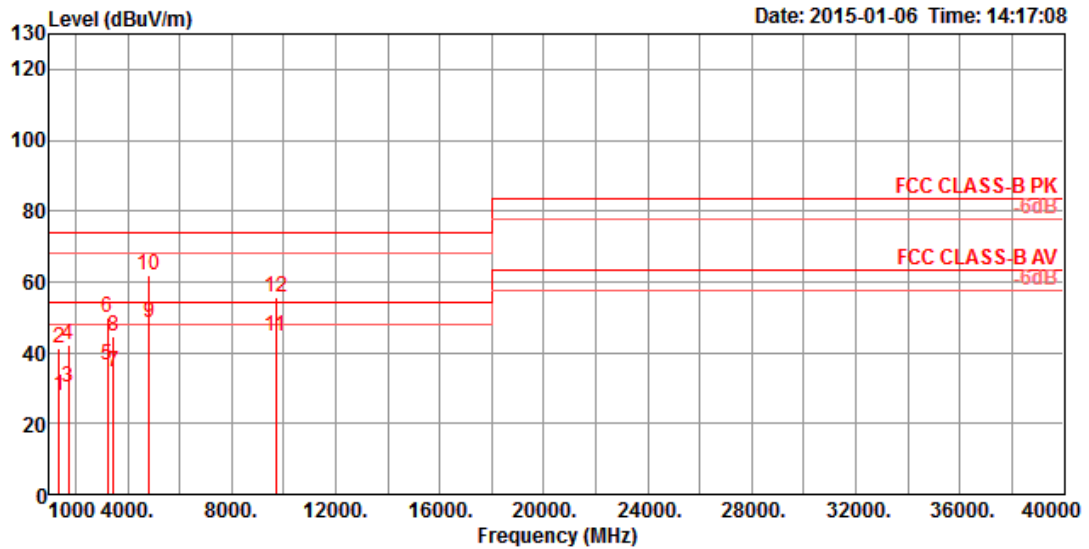


Appendix C. Radiated Emission Co-location Report

1. Results of Radiated Emissions for Co-located

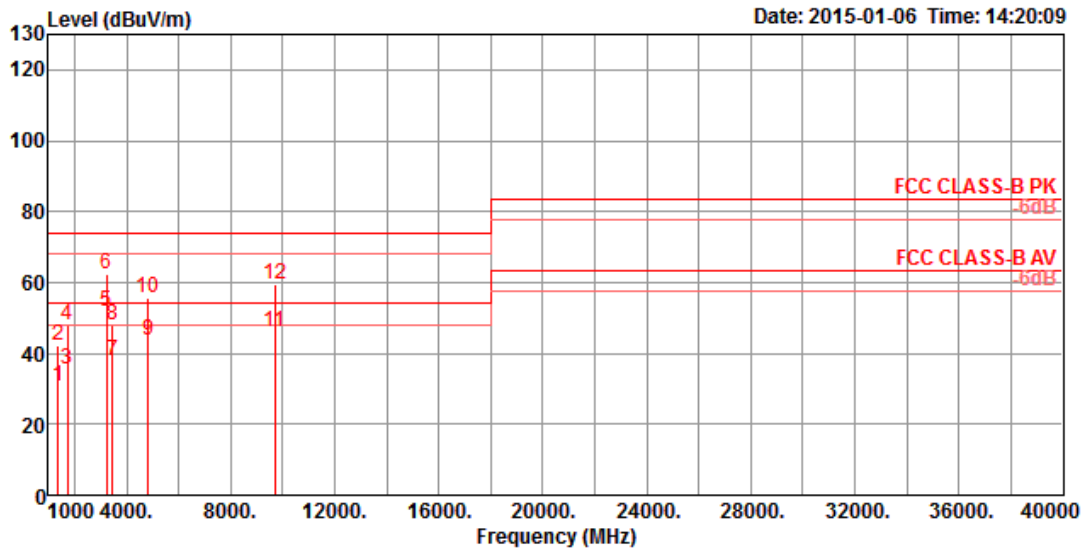
Temperature	26°C	Humidity	68%
Test Engineer	Lucas Huang	Configurations	Mode 1. EUT standing (2.4GHz Repeater function with 2.4GHz + 5GHz AP function)

Horizontal



	Freq	Level	Limit Line	Over Limit	Read Level	Cable Loss	Preamp Factor	Antenna Factor	Pol/Phase	T/Pos	A/Pos	Remark
	MHz	dBuV/m	dBuV/m	dB	dBuV	dB	dB	dB/m		deg	cm	
1	1353.37	27.63	54.00	-26.37	36.16	2.98	36.56	25.05	HORIZONTAL	302	100	Average
2	1353.37	41.24	74.00	-32.76	49.77	2.98	36.56	25.05	HORIZONTAL	302	100	Peak
3	1740.08	30.38	54.00	-23.62	36.87	3.39	35.54	25.66	HORIZONTAL	120	100	Average
4	1740.08	42.14	74.00	-31.86	48.63	3.39	35.54	25.66	HORIZONTAL	120	100	Peak
5	3229.46	36.42	54.00	-17.58	37.50	4.67	34.35	28.60	HORIZONTAL	222	100	Average
6	3229.46	50.04	74.00	-23.96	51.12	4.67	34.35	28.60	HORIZONTAL	222	100	Peak
7	3473.30	34.42	54.00	-19.58	35.12	4.85	34.24	28.69	HORIZONTAL	181	100	Average
8	3473.30	44.58	74.00	-29.42	45.28	4.85	34.24	28.69	HORIZONTAL	181	100	Peak
9	4823.97	48.45	54.00	-5.55	45.32	5.74	33.70	31.09	HORIZONTAL	238	100	Average
10	4823.97	61.65	74.00	-12.35	58.52	5.74	33.70	31.09	HORIZONTAL	238	100	Peak
11	9688.17	44.60	54.00	-9.40	30.95	8.32	33.48	38.81	HORIZONTAL	282	100	Average
12	9688.17	55.47	74.00	-18.53	41.82	8.32	33.48	38.81	HORIZONTAL	282	100	Peak

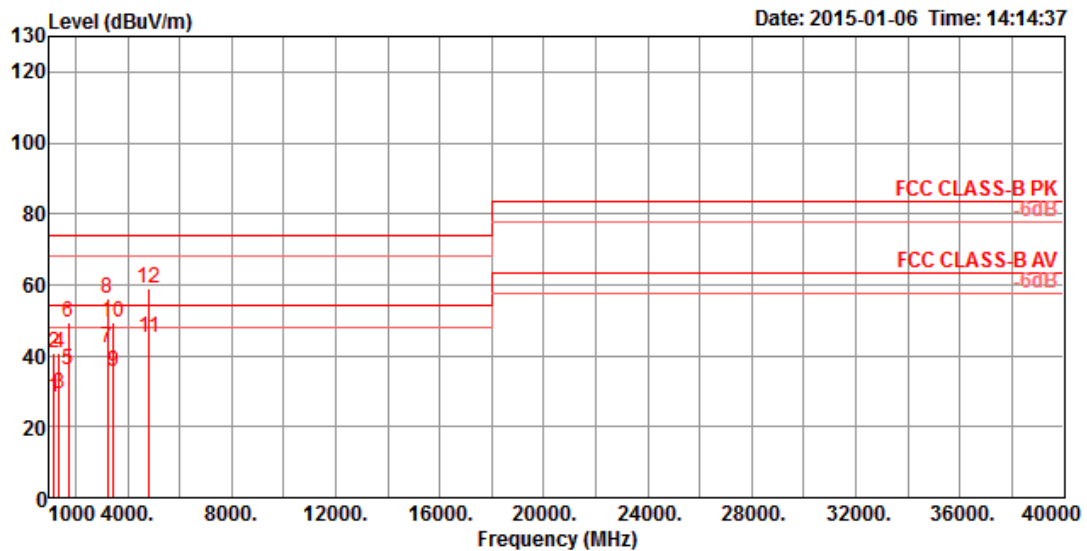
Vertical



	Freq	Level	Limit	Over	Read	Cable	Preamp	Antenna	Pol/Phase	T/Pos	A/Pos	Remark
	MHz	dBUV/m	dBUV/m	dB	dBUV	dB	dB	dB/m		deg	cm	
1	1353.30	30.54	54.00	-23.46	39.07	2.98	36.56	25.05	VERTICAL	175	100	Average
2	1353.30	42.45	74.00	-31.55	50.98	2.98	36.56	25.05	VERTICAL	175	100	Peak
3	1739.84	35.38	54.00	-18.62	41.87	3.39	35.54	25.66	VERTICAL	185	100	Average
4	1739.84	47.77	74.00	-26.23	54.26	3.39	35.54	25.66	VERTICAL	185	100	Peak
5	3229.28	51.62	54.00	-2.38	52.70	4.67	34.35	28.60	VERTICAL	302	100	Average
6	3229.28	62.47	74.00	-11.53	63.55	4.67	34.35	28.60	VERTICAL	302	100	Peak
7	3473.32	38.11	54.00	-15.89	38.81	4.85	34.24	28.69	VERTICAL	336	100	Average
8	3473.32	48.19	74.00	-25.81	48.89	4.85	34.24	28.69	VERTICAL	336	100	Peak
9	4824.09	43.54	54.00	-10.46	40.42	5.74	33.70	31.08	VERTICAL	119	100	Average
10	4824.09	55.48	74.00	-18.52	52.36	5.74	33.70	31.08	VERTICAL	119	100	Peak
11	9688.05	46.17	54.00	-7.83	32.51	8.32	33.48	38.82	VERTICAL	13	100	Average
12	9688.05	59.27	74.00	-14.73	45.61	8.32	33.48	38.82	VERTICAL	13	100	Peak

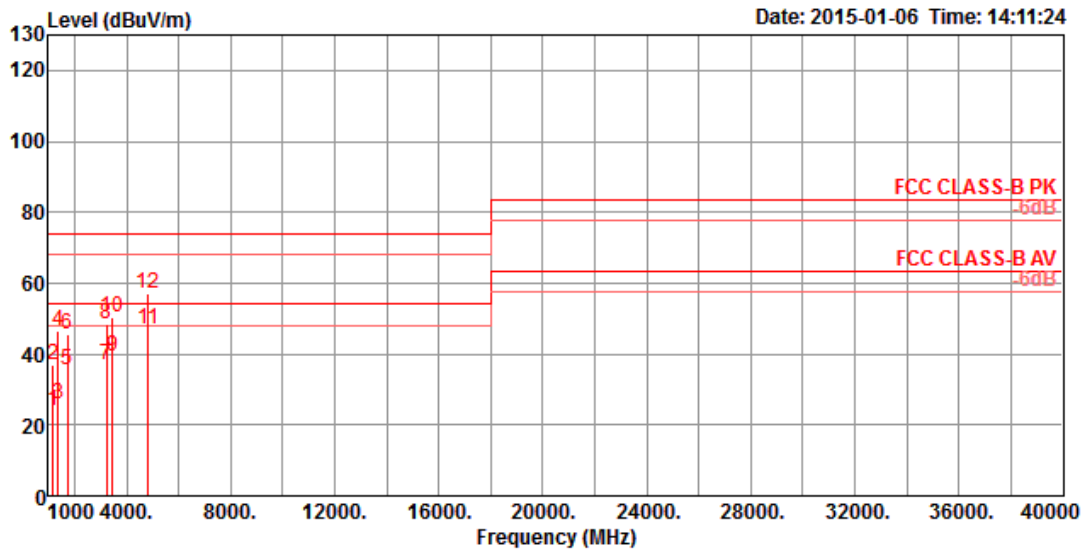
Temperature	26°C	Humidity	68%
Test Engineer	Lucas Huang	Configurations	Mode 2. EUT standing (5GHz Repeater function with 2.4GHz + 5GHz AP function)

Horizontal



	Freq	Level	Limit Line	Over Limit	Read Level	Cable Loss	Preamp Factor	Antenna Factor	Pol/Phase	T/Pos	A/Pos	Remark
	MHz	dBuV/m	dBuV/m	dB	dBuV	dB	dB	dB/m		deg	cm	
1	1160.00	28.28	54.00	-25.72	38.04	2.75	37.18	24.67	HORIZONTAL	270	100	Average
2	1160.00	40.91	74.00	-33.09	50.67	2.75	37.18	24.67	HORIZONTAL	270	100	Peak
3	1353.29	29.27	54.00	-24.73	37.80	2.98	36.56	25.05	HORIZONTAL	151	103	Average
4	1353.29	41.00	74.00	-33.00	49.53	2.98	36.56	25.05	HORIZONTAL	151	103	Peak
5	1740.16	35.78	54.00	-18.22	42.27	3.39	35.54	25.66	HORIZONTAL	211	100	Average
6	1740.16	49.19	74.00	-24.81	55.68	3.39	35.54	25.66	HORIZONTAL	211	100	Peak
7	3229.38	42.07	54.00	-11.93	43.15	4.67	34.35	28.60	HORIZONTAL	232	104	Average
8	3229.38	56.14	74.00	-17.86	57.22	4.67	34.35	28.60	HORIZONTAL	232	104	Peak
9	3473.33	35.50	54.00	-18.50	36.20	4.85	34.24	28.69	HORIZONTAL	201	115	Average
10	3473.33	49.28	74.00	-24.72	49.98	4.85	34.24	28.69	HORIZONTAL	201	115	Peak
11	4824.06	44.93	54.00	-9.07	41.80	5.74	33.70	31.09	HORIZONTAL	243	100	Average
12	4824.06	59.02	74.00	-14.98	55.89	5.74	33.70	31.09	HORIZONTAL	243	100	Peak

Vertical



	Freq	Level	Limit Line	Over Limit	Read Level	Cable Loss	Preamp Factor	Antenna Factor	Pol/Phase	T/Pos	A/Pos	Remark
	MHz	dBuV/m	dBuV/m	dB	dBuV	dB	dB	dB/m		deg	cm	
1	1159.97	24.03	54.00	-29.97	33.80	2.75	37.18	24.66	VERTICAL	240	152	Average
2	1159.97	36.82	74.00	-37.18	46.59	2.75	37.18	24.66	VERTICAL	240	152	Peak
3	1353.32	26.10	54.00	-27.90	34.63	2.98	36.56	25.05	VERTICAL	189	104	Average
4	1353.32	46.44	74.00	-27.56	54.97	2.98	36.56	25.05	VERTICAL	189	104	Peak
5	1739.98	35.29	54.00	-18.71	41.78	3.39	35.54	25.66	VERTICAL	296	100	Average
6	1739.98	45.48	74.00	-28.52	51.97	3.39	35.54	25.66	VERTICAL	296	100	Peak
7	3229.38	36.91	54.00	-17.09	37.99	4.67	34.35	28.60	VERTICAL	171	100	Average
8	3229.38	48.59	74.00	-25.41	49.67	4.67	34.35	28.60	VERTICAL	171	100	Peak
9	3473.33	39.24	54.00	-14.76	39.94	4.85	34.24	28.69	VERTICAL	325	127	Average
10	3473.33	50.39	74.00	-23.61	51.09	4.85	34.24	28.69	VERTICAL	325	127	Peak
11	4824.07	47.00	54.00	-7.00	43.88	5.74	33.70	31.08	VERTICAL	196	100	Average
12	4824.07	57.28	74.00	-16.72	54.16	5.74	33.70	31.08	VERTICAL	196	100	Peak