

Appendix A: Test Results of Radiated Emissions

<Adapter Mode>

Band Edges, 2.31GHz ~ 2.9GHz & 4.5GHz ~ 5.15GHz

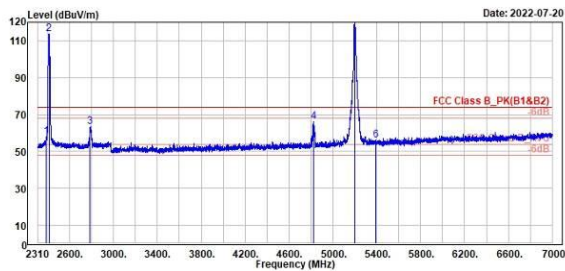
WLAN_802.11ax HE20 5200 MHz + WLAN 802.11g 2412 MHz

(Horizontal) Peak

(Vertical) Peak



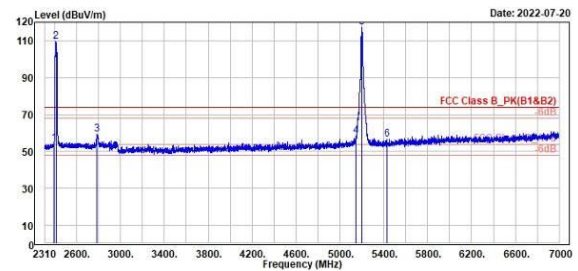
TÜV Rheinland Taiwan Ltd.
 No. 458-18, Sec. 2, Fenghao, Linkou Dist., New Taipei City 244, Taiwan(R.O.C.)
 Tel: +886-2172-1000 Fax: +886-2172-1322



	Read	Limit	Over	APos	TPos	Remark	Pol/Phase	Note	
1	2385.87	57.80	20.24	37.56	74.00	-16.20	130	318 Peak	Horizontal
2 *	2412.00	113.44	75.79	37.85	74.00	39.44	130	318 Peak	Horizontal
3	2787.55	63.21	25.02	38.19	74.00	-10.79	130	318 Peak	Horizontal
4	4828.44	66.09	24.04	42.05	74.00	-7.91	111	53 Peak	Horizontal
5 *	5200.00	121.54	70.50	43.04	74.00	47.54	111	53 Peak	Horizontal
6	5389.52	56.22	13.06	43.16	74.00	-17.78	111	53 Peak	Horizontal



TÜV Rheinland Taiwan Ltd.
 No. 458-18, Sec. 2, Fenghao, Linkou Dist., New Taipei City 244, Taiwan(R.O.C.)
 Tel: +886-2172-1000 Fax: +886-2172-1322



	Read	Limit	Over	APos	TPos	Remark	Pol/Phase	Note	
1	2389.65	54.39	16.61	37.58	74.00	-19.61	389	360 Peak	Vertical
2 *	2412.00	109.49	71.84	37.65	74.00	35.49	389	360 Peak <td>Vertical</td>	Vertical
3	2786.48	59.12	20.93	38.19	74.00	-14.88	389	360 Peak <td>Vertical</td>	Vertical
4	5149.26	58.51	15.61	42.90	74.00	-15.49	111	8 Peak <td>Vertical</td>	Vertical
5 *	5200.00	117.33	74.29	43.04	74.00	43.33	111	8 Peak <td>Vertical</td>	Vertical
6	5430.52	56.67	13.43	43.24	74.00	-17.33	111	8 Peak <td>Vertical</td>	Vertical

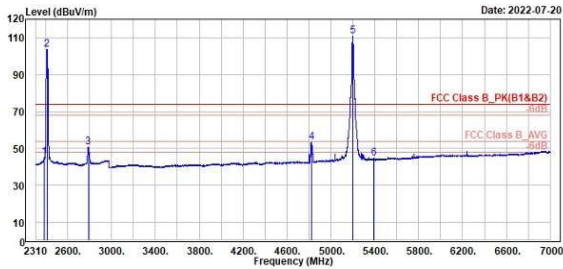
WLAN_802.11ax HE20 5200 MHz + WLAN 802.11g 2412 MHz

(Horizontal) Average

(Vertical) Average



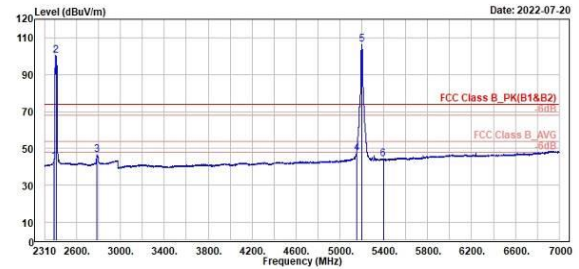
TUV Rheinland Taiwan Ltd.
No. 458-18, Sec 2, Fenhiao, Linkou Dist., New Taipei City 244, Taiwan(R.O.C.)
Tel: +886-2172-1000 Fax: +886-2172-1322



1	2	3	4	5	6					
Level	Level	Level	Level	Level	Level					
Factor	Factor	Factor	Factor	Factor	Factor					
Line	Line	Line	Line	Line	Line					
Limit	Limit	Limit	Limit	Limit	Limit					
Over	Over	Over	Over	Over	Over					
Limit	Limit	Limit	Limit	Limit	Limit					
APos	APos	APos	APos	APos	APos					
TPos	TPos	TPos	TPos	TPos	TPos					
Remark	Remark	Remark	Remark	Remark	Remark					
Pol/Phase	Pol/Phase	Pol/Phase	Pol/Phase	Pol/Phase	Pol/Phase					
Note	Note	Note	Note	Note	Note					
2385.99	45.34	7.78	37.56	54.00	-8.66	130	318	Average	Horizontal	
2412.00	103.73	66.08	37.05	54.00	49.73	130	318	Average	Horizontal	
2787.66	50.62	12.43	38.19	54.00	-3.38	130	318	Average	Horizontal	
4825.36	53.40	11.33	42.07	54.00	-0.60	111	53	Average	Horizontal	
5200.00	111.04	60.00	43.04	54.00	57.04	111	53	Average	Horizontal	
5391.98	44.67	1.50	43.17	54.00	-9.33	111	53	Average	Horizontal	



TUV Rheinland Taiwan Ltd.
No. 458-18, Sec 2, Fenhiao, Linkou Dist., New Taipei City 244, Taiwan(R.O.C.)
Tel: +886-2172-1000 Fax: +886-2172-1322



1	2	3	4	5	6					
Level	Level	Level	Level	Level	Level					
Factor	Factor	Factor	Factor	Factor	Factor					
Line	Line	Line	Line	Line	Line					
Limit	Limit	Limit	Limit	Limit	Limit					
Over	Over	Over	Over	Over	Over					
Limit	Limit	Limit	Limit	Limit	Limit					
APos	APos	APos	APos	APos	APos					
TPos	TPos	TPos	TPos	TPos	TPos					
Remark	Remark	Remark	Remark	Remark	Remark					
Pol/Phase	Pol/Phase	Pol/Phase	Pol/Phase	Pol/Phase	Pol/Phase					
Note	Note	Note	Note	Note	Note					
2389.77	42.72	5.14	37.58	54.00	-11.28	389	360	Average	Vertical	
2412.00	100.37	62.72	37.05	54.00	46.37	389	360	Average	Vertical	
2786.37	46.37	8.18	38.19	54.00	-7.63	389	360	Average	Vertical	
5150.00	47.27	4.37	42.90	54.00	-6.73	111	8	Average	Vertical	
5200.00	106.47	63.43	43.04	54.00	52.47	111	8	Average	Vertical	
5395.26	44.25	1.06	43.19	54.00	-9.75	111	8	Average	Vertical	

Spurious Emissions, Tx Mode, 9kHz ~ 30MHz

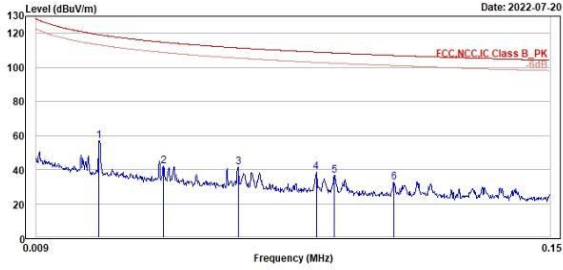
WLAN_802.11ax HE20 5200 MHz + WLAN 802.11g 2412 MHz

9kHz~150kHz (Open)

150kHz~30MHz (Open)



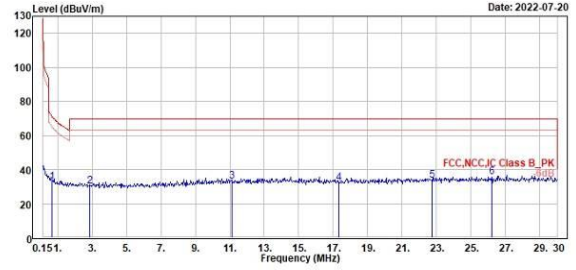
TUV Rheinland Taiwan Ltd.
No. 458-18, Sec 2, Fenhao, Linkou Dist., New Taipei City 244, Taiwan(R.O.C.)
Tel: +886-2172-1000 Fax: +886-2172-1322



Freq	Level	Read	Limit	Over	APos	TPos	Remark	Pol/Phase	Note
MHz	dBuV/m	dBuV	dB/m	dBuV/m	dB	cm	deg		
1	0.03	56.90	37.72	19.18	119.18	-62.28	100	357 QP	Open
2	0.04	41.94	22.57	19.37	114.73	-72.79	100	292 QP	Open
3	0.06	41.45	22.46	18.99	111.41	-69.96	100	258 QP	Open
4	0.09	38.72	20.20	18.52	108.92	-70.20	100	258 QP	Open
5	0.09	36.61	18.20	18.41	108.44	-71.83	100	276 QP	Open
6	0.11	32.81	14.57	18.24	107.00	-74.19	100	318 QP	Open



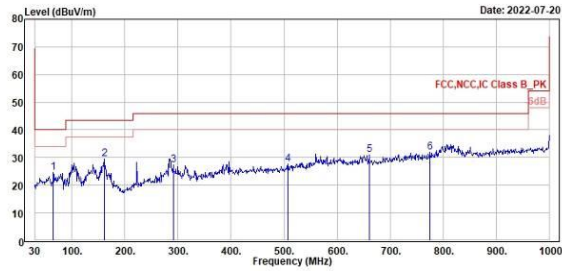
TUV Rheinland Taiwan Ltd.
No. 458-18, Sec 2, Fenhao, Linkou Dist., New Taipei City 244, Taiwan(R.O.C.)
Tel: +886-2172-1000 Fax: +886-2172-1322



Freq	Level	Read	Limit	Over	APos	TPos	Remark	Pol/Phase	Note
MHz	dBuV/m	dBuV	dB/m	dBuV/m	dB	cm	deg		
1	0.66	32.63	13.59	19.04	71.25	-38.62	100	157 QP	Open
2	2.87	29.94	10.43	19.51	69.50	-39.56	100	300 QP	Open
3	11.10	33.31	11.73	21.58	69.50	-36.19	100	69 QP	Open
4	17.31	32.19	10.18	22.01	69.50	-37.31	100	71 QP	Open
5	22.75	33.57	11.25	22.32	69.50	-35.93	100	10 QP	Open
6	26.21	35.74	13.26	22.48	69.50	-33.76	100	54 QP	Open

Spurious Emissions, Tx Mode, 30MHz ~ 1GHz
WLAN_802.11ax HE20 5200 MHz + WLAN 802.11g 2412 MHz
Horizontal
Vertical

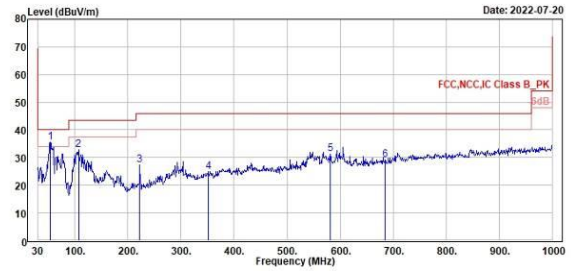

TÜV Rheinland Taiwan Ltd.
 No. 458-18, Sec. 2, Fenghao, Linkou Dist., New Taipei City 244, Taiwan(R.O.C.)
 Tel: +886-2172-1000 Fax: +886-2172-1322



Freq	Level	Read	Limit	Over	APos	TPos	Remark	Pol/Phase	Note
MHz	dBuV/m	dBuV	dB/m	dBuV/m	dB	cm	deg		
1	64.92	24.56	32.47	-7.91	48.00	-15.44	100	62 QP	Horizontal
2	169.95	29.54	35.49	-5.95	43.50	-13.96	200	242 QP	Horizontal
3	298.93	27.44	32.47	-5.03	46.00	-18.56	100	62 QP	Horizontal
4	587.24	27.88	29.47	-1.67	46.00	-18.20	200	346 QP	Horizontal
5	669.59	30.89	29.95	0.94	46.00	-15.11	100	356 QP	Horizontal
6	774.96	31.99	28.98	3.01	46.00	-14.01	100	325 QP	Horizontal

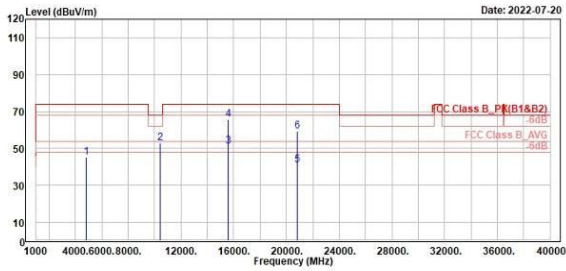


TÜV Rheinland Taiwan Ltd.
 No. 458-18, Sec. 2, Fenghao, Linkou Dist., New Taipei City 244, Taiwan(R.O.C.)
 Tel: +886-2172-1000 Fax: +886-2172-1322

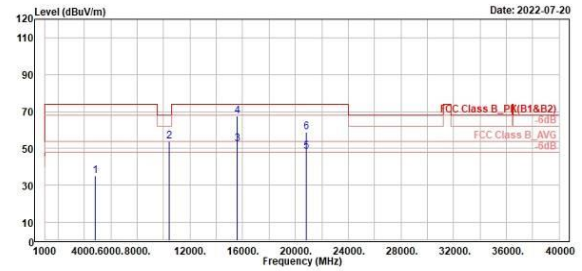


Freq	Level	Read	Limit	Over	APos	TPos	Remark	Pol/Phase	Note
MHz	dBuV/m	dBuV	dB/m	dBuV/m	dB	cm	deg		
1	53.28	35.62	42.00	-6.38	48.00	-4.38	100	39 QP	Vertical
2	106.63	32.82	42.00	-10.04	43.50	-10.68	100	58 QP	Vertical
3	222.06	27.33	35.22	-7.89	46.00	-18.67	100	43 QP	Vertical
4	352.04	24.82	28.68	-3.86	46.00	-21.18	198	360 QP	Vertical
5	580.96	31.37	31.74	-0.37	46.00	-14.63	100	2 QP	Vertical
6	684.75	29.18	27.81	1.37	46.00	-16.82	100	160 QP	Vertical

Spurious Emissions, Tx Mode, 1GHz ~ 40GHz
WLAN_802.11ax HE20 5200 MHz + WLAN 802.11g 2412 MHz
(Horizontal) Peak
(Vertical) Peak

 TÜV Rheinland Taiwan Ltd.
 No. 458-18, Sec. 2, Fenghao, Linkou Dist., New Taipei City 244, Taiwan(R.O.C.)
 Tel: +886-2172-1000 Fax: +886-2172-1322


Freq	Level	Read	Limit	Over	APos	TPos	Remark	Pol/Phase	Note
MHz	dBuV/m	dBuV	dB/m	dBuV/m	dB	cm	deg		
1	4824.00	45.15	54.96	-9.81	74.00	-28.85	100	334 Peak	Horizontal
2	10400.00	52.99	56.41	-3.42	68.20	-15.21	200	310 Peak	Horizontal
3	15600.00	51.12	47.50	3.62	54.00	-2.88	100	36 Average	Horizontal
4	15600.00	65.82	62.20	3.62	74.00	-8.18	100	36 Peak	Horizontal
5	20800.00	41.25	41.25	0.00	54.00	-12.75	200	343 Average	Horizontal
6	20800.00	59.37	59.37	0.00	74.00	-14.63	200	343 Peak	Horizontal


 TÜV Rheinland Taiwan Ltd.
 No. 458-18, Sec. 2, Fenghao, Linkou Dist., New Taipei City 244, Taiwan(R.O.C.)
 Tel: +886-2172-1000 Fax: +886-2172-1322


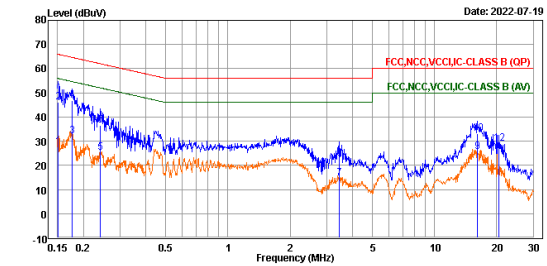
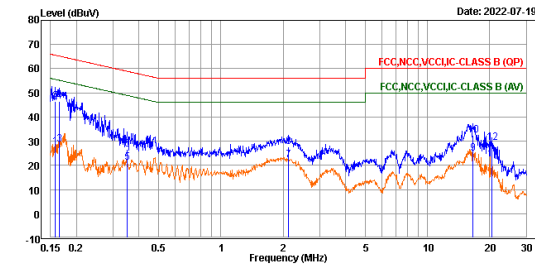
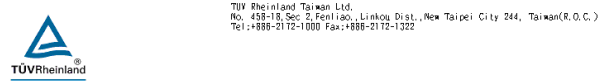
Freq	Level	Read	Limit	Over	APos	TPos	Remark	Pol/Phase	Note
MHz	dBuV/m	dBuV	dB/m	dBuV/m	dB	cm	deg		
1	4824.00	35.15	44.96	-9.81	74.00	-38.85	296	360 Peak	Vertical
2	10400.00	53.81	57.23	-3.42	68.20	-14.39	125	360 Peak	Vertical
3	15600.00	52.44	48.82	3.62	54.00	-1.56	217	360 Average	Vertical
4	15600.00	67.57	63.95	3.62	74.00	-6.43	217	360 Peak	Vertical
5	20800.00	48.23	48.23	0.00	54.00	-5.77	266	5 Average	Vertical
6	20800.00	58.89	58.89	0.00	74.00	-15.11	266	5 Peak	Vertical

Mains Conducted Emission, 150kHz ~ 30MHz

Worst Band

(Line)

(Neutral)



Trace: 1

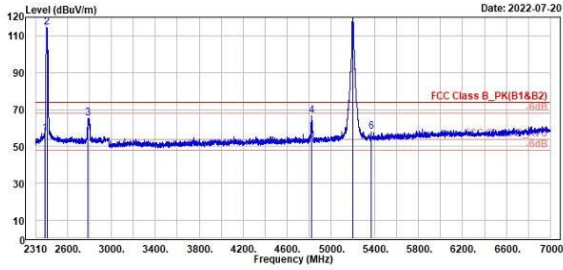
Line	Freq	Level	Read Level	Factor	Limit	Over	Remark	Pol/Phase	Note
	MHz	dBuV	dBuV	dB	dBuV	dB			
1	0.16	27.80	18.19	9.61	55.54	-27.74	Average	line1	
2	0.16	46.30	36.69	9.61	65.54	-19.24	QP	line1	
3	0.17	29.75	19.14	9.61	55.17	-26.42	Average	line1	
4	0.17	46.56	36.95	9.61	65.17	-18.61	QP	line1	
5	0.35	21.30	11.68	9.62	48.92	-27.62	Average	line1	
6	0.35	26.73	17.11	9.62	58.92	-32.19	QP	line1	
7	2.13	22.24	12.59	9.65	46.00	-23.76	Average	line1	
8	2.13	27.53	17.88	9.65	56.00	-28.47	QP	line1	
9	16.58	24.92	15.20	9.72	50.00	-25.08	Average	line1	
10	16.58	32.43	22.71	9.72	60.00	-27.57	QP	line1	
11	20.54	22.64	12.92	9.71	50.00	-27.36	Average	line1	
12	20.54	29.38	19.67	9.71	60.00	-30.62	QP	line1	

Trace: 1

Line	Freq	Level	Read Level	Factor	Limit	Over	Remark	Pol/Phase	Note
	MHz	dBuV	dBuV	dB	dBuV	dB			
1	0.15	27.72	18.13	9.59	55.96	-28.24	Average	neutral	
2	0.15	46.13	36.54	9.59	65.96	-19.83	QP	neutral	
3	0.18	22.22	12.63	9.59	54.63	-22.41	Average	neutral	
4	0.18	46.74	37.15	9.59	64.63	-17.89	QP	neutral	
5	0.24	25.28	15.69	9.59	52.03	-26.75	Average	neutral	
6	0.24	36.51	26.92	9.59	62.03	-25.52	QP	neutral	
7	3.45	14.72	5.06	9.66	46.00	-31.28	Average	neutral	
8	3.45	22.71	13.05	9.66	56.00	-33.29	QP	neutral	
9	16.09	25.53	15.75	9.78	50.00	-24.47	Average	neutral	
10	16.09	33.06	23.28	9.78	60.00	-26.94	QP	neutral	
11	20.54	23.51	13.71	9.80	50.00	-26.49	Average	neutral	
12	20.54	29.17	19.37	9.80	60.00	-30.83	QP	neutral	

<POE Mode>
Band Edges, 2.31GHz ~ 2.9GHz & 4.5GHz ~ 5.15GHz
WLAN_802.11ax HE20 5200 MHz + WLAN 802.11g 2412 MHz
(Horizontal) Peak
(Vertical) Peak

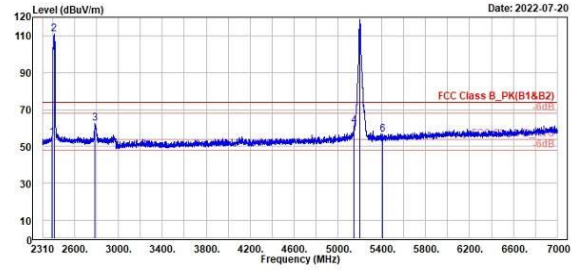

TÜV Rheinland Taiwan Ltd.
 No. 458-18, Sec 2, Fenhiao, Linkou Dist., New Taipei City 244, Taiwan(R.O.C.)
 Tel: +886-2172-1000 Fax: +886-2172-1322



	Read	Limit	Over	APos	TPos	Remark	Pol/Phase	Note
1	2389.77	57.21	19.63	37.58	74.00	-16.79	124	320 Peak
2	2412.00	114.35	76.79	37.65	74.00	40.35	124	320 Peak
3	2787.43	65.35	27.16	38.19	74.00	-8.65	124	320 Peak
4	4821.26	66.84	24.79	42.05	74.00	-7.16	100	300 Peak
5	5200.00	121.92	78.88	43.04	74.00	47.92	100	300 Peak
6	5368.20	58.01	14.96	43.05	74.00	-15.99	100	300 Peak

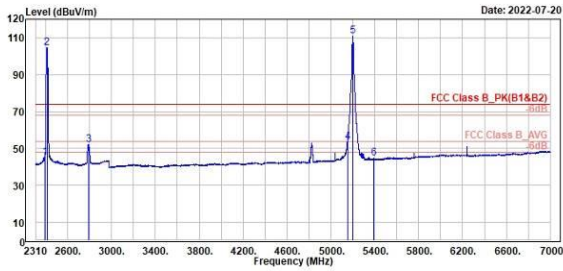


TÜV Rheinland Taiwan Ltd.
 No. 458-18, Sec 2, Fenhiao, Linkou Dist., New Taipei City 244, Taiwan(R.O.C.)
 Tel: +886-2172-1000 Fax: +886-2172-1322

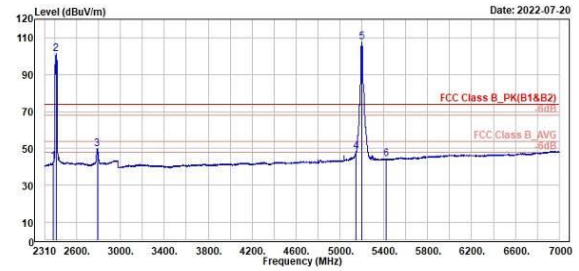


	Read	Limit	Over	APos	TPos	Remark	Pol/Phase	Note
1	2390.00	54.79	17.21	37.58	74.00	-19.21	383	335 Peak
2	2412.00	111.08	73.43	37.65	74.00	37.08	383	335 Peak
3	2787.31	62.46	24.27	38.19	74.00	-11.54	383	335 Peak
4	5148.44	60.96	18.07	42.89	74.00	-13.04	324	18 Peak
5	5200.00	118.41	75.37	43.04	74.00	44.41	324	18 Peak
6	5406.74	56.70	13.48	43.22	74.00	-17.30	324	18 Peak

WLAN_802.11ax HE20 5200 MHz + WLAN 802.11g 2412 MHz
(Horizontal) Average
(Vertical) Average

 TÜV Rheinland Taiwan Ltd.
 No. 458-18, Sec. 2, Fenghao, Linkou Dist., New Taipei City 244, Taiwan(R.O.C.)
 Tel: +886-2172-1000 Fax: +886-2172-1322


1	2	3	4	5	6					
Level	Level	Level	Level	Level	Level					
Factor	Factor	Factor	Factor	Factor	Factor					
Line	Line	Line	Line	Line	Line					
Limit	Limit	Limit	Limit	Limit	Limit					
Over	Over	Over	Over	Over	Over					
Limit	Limit	Limit	Limit	Limit	Limit					
APos	APos	APos	APos	APos	APos					
TPos	TPos	TPos	TPos	TPos	TPos					
Remark	Remark	Remark	Remark	Remark	Remark					
Pol/Phase	Pol/Phase	Pol/Phase	Pol/Phase	Pol/Phase	Pol/Phase					
Note	Note	Note	Note	Note	Note					
2389.53	45.32	7.74	37.58	54.00	-8.68	124	320	Average	Horizontal	
2412.00	104.56	66.51	37.05	54.00	50.56	124	320	Average	Horizontal	
2788.96	51.92	13.73	38.19	54.00	-2.08	124	320	Average	Horizontal	
5158.00	53.35	10.45	42.90	54.00	-0.65	100	300	Average	Horizontal	
5200.00	111.03	67.99	43.04	54.00	57.03	100	300	Average	Horizontal	
5391.16	44.86	1.70	43.16	54.00	-9.14	100	300	Average	Horizontal	


 TÜV Rheinland Taiwan Ltd.
 No. 458-18, Sec. 2, Fenghao, Linkou Dist., New Taipei City 244, Taiwan(R.O.C.)
 Tel: +886-2172-1000 Fax: +886-2172-1322


1	2	3	4	5	6					
Level	Level	Level	Level	Level	Level					
Factor	Factor	Factor	Factor	Factor	Factor					
Line	Line	Line	Line	Line	Line					
Limit	Limit	Limit	Limit	Limit	Limit					
Over	Over	Over	Over	Over	Over					
Limit	Limit	Limit	Limit	Limit	Limit					
APos	APos	APos	APos	APos	APos					
TPos	TPos	TPos	TPos	TPos	TPos					
Remark	Remark	Remark	Remark	Remark	Remark					
Pol/Phase	Pol/Phase	Pol/Phase	Pol/Phase	Pol/Phase	Pol/Phase					
Note	Note	Note	Note	Note	Note					
2388.35	43.02	5.45	37.57	54.00	-10.98	383	335	Average	Vertical	
2412.00	101.13	63.48	37.05	54.00	47.13	383	335	Average	Vertical	
2787.66	49.56	11.37	38.19	54.00	-4.44	383	335	Average	Vertical	
5149.26	48.15	5.25	42.90	54.00	-5.85	324	18	Average	Vertical	
5200.00	107.07	64.03	43.04	54.00	53.07	324	18	Average	Vertical	
5421.50	44.48	1.25	43.23	54.00	-9.52	324	18	Average	Vertical	

Spurious Emissions, Tx Mode, 9kHz ~ 30MHz

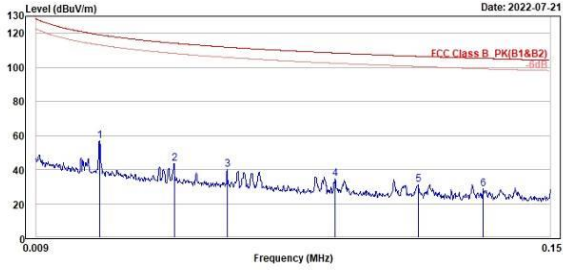
WLAN_802.11ax HE20 5200 MHz + WLAN 802.11g 2412 MHz

9kHz~150kHz (Open)

150kHz~30MHz (Open)



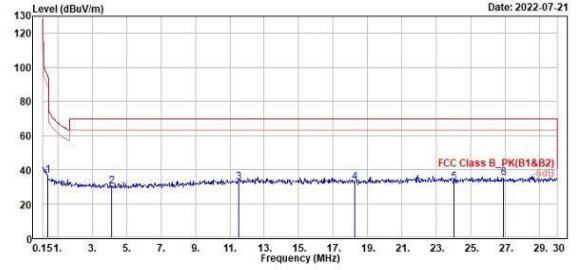
TUV Rheinland Taiwan Ltd.
No. 458-18, Sec 2, Fenghao, Linkou Dist., New Taipei City 244, Taiwan(R.O.C.)
Tel: +886-2172-1000 Fax: +886-2172-1322



Freq	Level	Read	Limit	Over	APos	TPos	Remark	PoI/Phase	Note
MHz	dBuV/m	dBuV	dB/m	dBuV/m	dB	cm	deg		
1	0.03	56.74	37.55	19.19	119.13	-62.39	100	216 QP	Open
2	0.05	43.61	24.27	19.34	114.16	-79.55	100	268 QP	Open
3	0.06	39.91	20.85	19.06	111.82	-71.91	100	276 QP	Open
4	0.09	34.66	16.25	18.41	108.41	-73.75	100	360 QP	Open
5	0.11	31.26	12.99	18.27	106.48	-75.22	100	296 QP	Open
6	0.13	28.69	10.36	18.33	105.21	-76.52	100	333 QP	Open

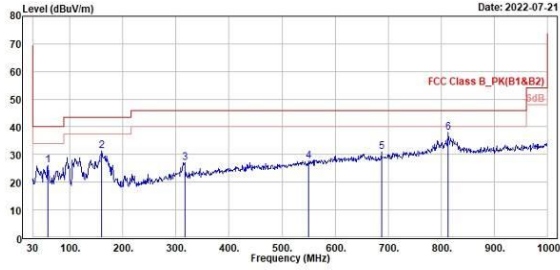


TUV Rheinland Taiwan Ltd.
No. 458-18, Sec 2, Fenghao, Linkou Dist., New Taipei City 244, Taiwan(R.O.C.)
Tel: +886-2172-1000 Fax: +886-2172-1322

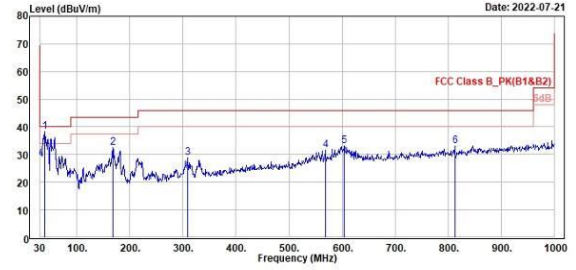


Freq	Level	Read	Limit	Over	APos	TPos	Remark	PoI/Phase	Note
MHz	dBuV/m	dBuV	dB/m	dBuV/m	dB	cm	deg		
1	0.42	36.77	17.02	10.95	95.17	-58.40	100	87 QP	Open
2	4.15	30.20	10.76	19.44	69.50	-39.30	100	9 QP	Open
3	11.49	32.57	10.97	21.60	69.50	-36.93	100	360 QP	Open
4	18.27	32.70	10.70	22.00	69.50	-36.72	100	62 QP	Open
5	24.00	32.66	10.28	22.38	69.50	-36.84	100	252 QP	Open
6	26.90	34.98	12.47	22.51	69.50	-34.52	100	198 QP	Open

Spurious Emissions, Tx Mode, 30MHz ~ 1GHz
WLAN_802.11ax HE20 5200 MHz + WLAN 802.11g 2412 MHz
Horizontal
Vertical

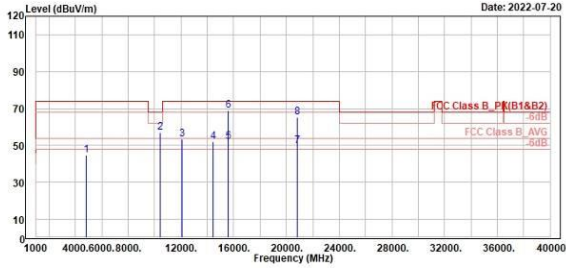
 TÜV Rheinland Taiwan Ltd.
 No. 458-18, Sec. 2, Fenhao, Linkou Dist., New Taipei City 244, Taiwan(R.O.C.)
 Tel: +886-2172-1000 Fax: +886-2172-1322


1	2	3	4	5	6				
Freq	Level	Read	Limit	Over	APos				
MHz	dBuV/m	Level	Line	Limit	TPos				
		Factor			Remark				
		dB/m	dB/m	dB	Pol/Phase				
					Note				
58.13	26.28	33.16	-6.88	48.00	-13.72	490	99	QP	Horizontal
159.98	31.34	37.39	-5.96	43.50	-12.16	100	218	QP	Horizontal
316.15	27.11	31.67	-4.56	46.00	-18.89	100	128	QP	Horizontal
549.92	27.88	28.58	-0.78	46.00	-18.20	100	2	QP	Horizontal
687.66	31.08	29.60	1.48	46.00	-14.92	100	220	QP	Horizontal
812.79	37.94	34.79	3.15	46.00	-8.06	100	360	QP	Horizontal

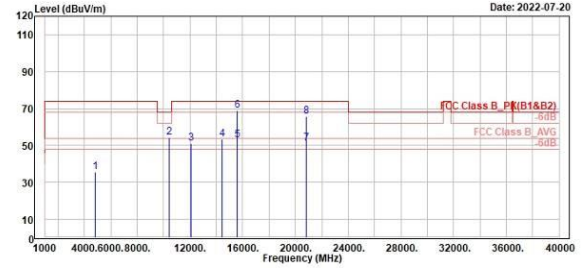

 TÜV Rheinland Taiwan Ltd.
 No. 458-18, Sec. 2, Fenhao, Linkou Dist., New Taipei City 244, Taiwan(R.O.C.)
 Tel: +886-2172-1000 Fax: +886-2172-1322


1	2	3	4	5	6				
Freq	Level	Read	Limit	Over	APos				
MHz	dBuV/m	Level	Line	Limit	TPos				
		Factor			Remark				
		dB/m	dB/m	dB	Pol/Phase				
					Note				
39.70	38.30	44.66	-6.36	48.00	-1.70	100	108	QP	Vertical
167.74	32.43	38.42	-5.99	43.50	-11.07	100	107	QP	Vertical
308.39	28.87	33.56	-4.69	46.00	-17.13	100	108	QP	Vertical
568.35	31.51	31.97	-0.46	46.00	-14.49	111	360	QP	Vertical
604.24	33.11	32.90	0.21	46.00	-12.89	100	31	QP	Vertical
812.79	33.18	30.83	3.15	46.00	-12.82	114	360	QP	Vertical

Spurious Emissions, Tx Mode, 1GHz ~ 40GHz
WLAN_802.11ax HE20 5200 MHz + WLAN 802.11g 2412 MHz
(Horizontal) Peak
(Vertical) Peak

 TÜV Rheinland Taiwan Ltd.
 No. 458-18, Sec. 2, Fenghao, Linkou Dist., New Taipei City 244, Taiwan(R.O.C.)
 Tel: +886-2172-1000 Fax: +886-2172-1322


Freq	Level	Read	Limit	Over	APos	TPos	Remark	Pol/Phase	Note
MHz	dBuV/m	dBuV	dB/m	dBuV/m	dB	cm	deg		
1	4824.00	44.90	54.71	-9.81	74.00	-29.10	100	59 Peak	Horizontal
2	10400.00	57.23	60.65	-3.42	68.20	-10.97	300	73 Peak	Horizontal
3	12060.00	53.61	53.77	-0.16	74.00	-20.39	100	71 Peak	Horizontal
4	14472.00	52.03	49.45	2.58	74.00	-21.97	300	344 Peak	Horizontal
5	15600.00	51.93	48.31	3.62	54.00	-2.07	100	297 Average	Horizontal
6	15600.00	68.78	65.16	3.62	74.00	-5.22	100	297 Peak	Horizontal
7	20800.00	49.94	49.94	0.00	74.00	-24.06	200	351 Average	Horizontal
8	20800.00	65.20	65.20	0.00	74.00	-8.80	200	351 Peak	Horizontal


 TÜV Rheinland Taiwan Ltd.
 No. 458-18, Sec. 2, Fenghao, Linkou Dist., New Taipei City 244, Taiwan(R.O.C.)
 Tel: +886-2172-1000 Fax: +886-2172-1322


Freq	Level	Read	Limit	Over	APos	TPos	Remark	Pol/Phase	Note
MHz	dBuV/m	dBuV	dB/m	dBuV/m	dB	cm	deg		
1	4824.00	35.75	45.56	-9.81	74.00	-30.25	200	10 Peak	Vertical
2	10400.00	54.25	57.67	-3.42	68.20	-13.95	100	327 Peak	Vertical
3	12060.00	51.21	51.37	-0.16	74.00	-22.79	238	2 Peak	Vertical
4	14472.00	53.32	50.74	2.58	74.00	-20.68	157	360 Peak	Vertical
5	15600.00	52.92	49.30	3.62	54.00	-1.08	227	360 Average	Vertical
6	15600.00	68.73	65.11	3.62	74.00	-5.27	227	360 Peak	Vertical
7	20800.00	50.88	50.88	0.00	74.00	-23.12	288	8 Average	Vertical
8	20800.00	65.92	65.92	0.00	74.00	-8.08	288	8 Peak	Vertical

Mains Conducted Emission, 150kHz ~ 30MHz

