

# Appendix B: Test Results of Radiation Spurious Emissions & Mains

## Conducted Emission

<Adapter Mode>

Band Edges, 4.5GHz ~ 5.15GHz

U-NII-1

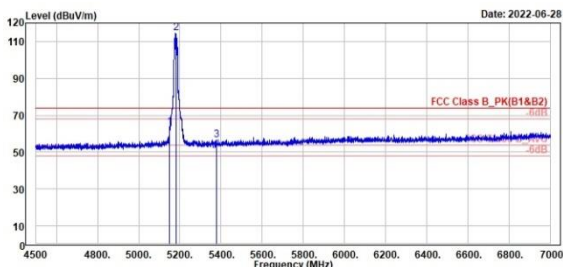
### 802.11a

#### CH 36 (Horizontal) Peak

#### CH 36 (Vertical) Peak



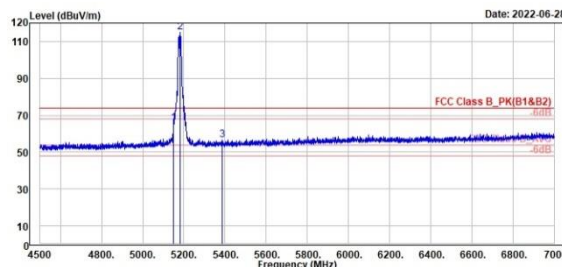
TÜV Rheinland Taiwan Ltd.  
No. 458-18, Sec 2, Feniiao, Linkou Dist., New Taipei City 244, Taiwan(R.O.C.)  
Tel: +886-2172-1000 Fax: +886-2172-1322



	Read	Limit	Over	Apos	TPos	Remark	Pol/Phase	Note	
1	5150.00	63.50	20.60	42.90	74.00	-10.50	329	17 Peak	HORIZONTAL
2 *	5180.00	114.39	71.41	42.98	74.00	40.39	329	17 Peak	HORIZONTAL
3	5380.00	56.74	13.63	43.11	74.00	-17.26	329	17 Peak	HORIZONTAL



TÜV Rheinland Taiwan Ltd.  
No. 458-18, Sec 2, Feniiao, Linkou Dist., New Taipei City 244, Taiwan(R.O.C.)  
Tel: +886-2172-1000 Fax: +886-2172-1322



	Read	Limit	Over	Apos	TPos	Remark	Pol/Phase	Note	
1	5149.50	65.57	22.67	42.90	74.00	-8.43	100	53 Peak	Vertical
2 *	5180.00	114.91	71.93	42.98	74.00	40.91	100 <td>53 Peak <th>Vertical</th> </td>	53 Peak <th>Vertical</th>	Vertical
3	5385.00	56.77	13.63	43.14	74.00	-17.23	100 <td>53 Peak <th>Vertical</th> </td>	53 Peak <th>Vertical</th>	Vertical

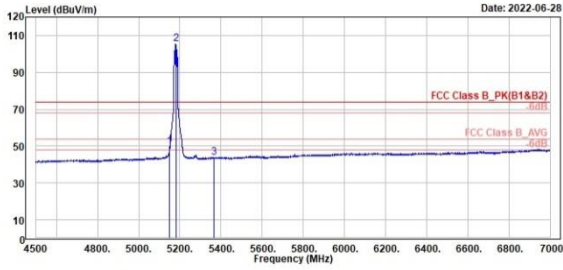
802.11a

CH 36 (Horizontal) Average

CH 36 (Vertical) Average



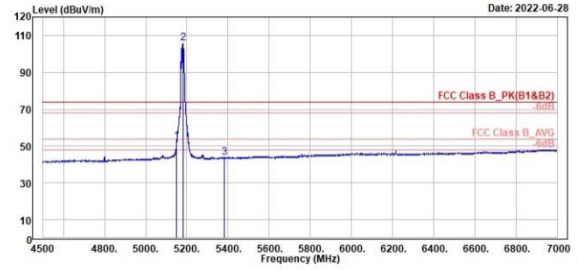
TUV Rheinland Taiwan Ltd.  
No. 458-18, Sec. 2, Fenliao, Linkou Dist., New Taipei City 244, Taiwan(R.O.C.)  
Tel: +886-2172-1000 Fax: +886-2172-1322



Read	Limit	Over	APos	TPos	Remark	Pol/Phase	Note
Level	Line	Limit					
Factor							
dBuV	dB/m	dBuV/m	dB	cm	deg		
1   5150.00 49.80 6.99 42.90 54.00 -4.20 329 17 Average HORIZONTAL							
2 * 5180.00 105.25 62.27 42.98 54.00 51.25 329 17 Average HORIZONTAL							
3 5366.50 43.88 0.83 43.05 54.00 -10.12 329 17 Average HORIZONTAL							



TUV Rheinland Taiwan Ltd.  
No. 458-18, Sec. 2, Fenliao, Linkou Dist., New Taipei City 244, Taiwan(R.O.C.)  
Tel: +886-2172-1000 Fax: +886-2172-1322



Read	Limit	Over	APos	TPos	Remark	Pol/Phase	Note
Level	Line	Limit					
Factor							
dBuV	dB/m	dBuV/m	dB	cm	deg		
1   5150.00 52.29 9.39 42.90 54.00 -1.71 100 53 Average Vertical							
2 * 5180.50 105.84 62.86 42.98 54.00 51.84 100 53 Average Vertical							
3 5383.00 43.90 0.77 43.13 54.00 -10.10 100 53 Average Vertical							

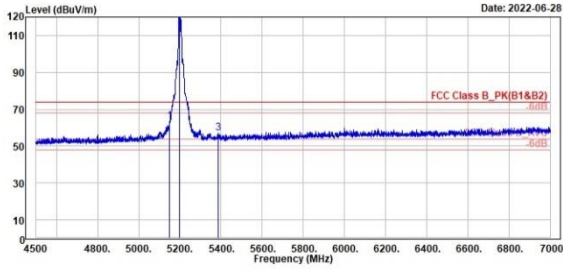
802.11a

CH 40 (Horizontal) Peak

CH 40 (Vertical) Peak



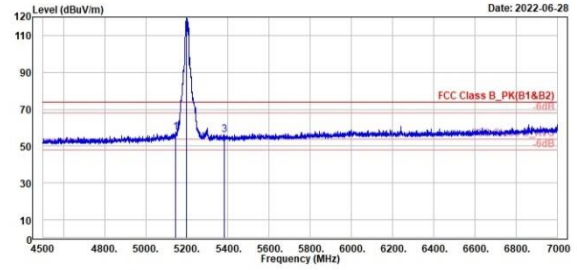
TUV Rheinland Taiwan Ltd.  
No. 458-18, Sec. 2, Fenhiao, Linkou Dist., New Taipei City 244, Taiwan(R.O.C.)  
Tel: +886-2172-1000 Fax: +886-2172-1322



	Read	Limit	Over	APos	TPos	Remark	Pol/Phase	Note	
1	5150.00	63.20	20.30	42.90	74.00	-10.80	100	65 Peak	Horizontal
2 *	5200.00	120.78	77.74	43.04	74.00	46.78	100	65 Peak	Horizontal
3	5388.00	57.13	13.98	43.15	74.00	-16.87	100	65 Peak	Horizontal



TUV Rheinland Taiwan Ltd.  
No. 458-18, Sec. 2, Fenhiao, Linkou Dist., New Taipei City 244, Taiwan(R.O.C.)  
Tel: +886-2172-1000 Fax: +886-2172-1322



	Read	Limit	Over	APos	TPos	Remark	Pol/Phase	Note	
1	5145.50	57.64	14.78	42.86	74.00	-16.36	295	18 Peak	Vertical
2 *	5200.00	120.35	77.31	43.04	74.00	46.35	295	18 Peak <th>Vertical</th>	Vertical
3	5384.00	56.14	13.00	43.14	74.00	-17.86	295	18 Peak <th>Vertical</th>	Vertical

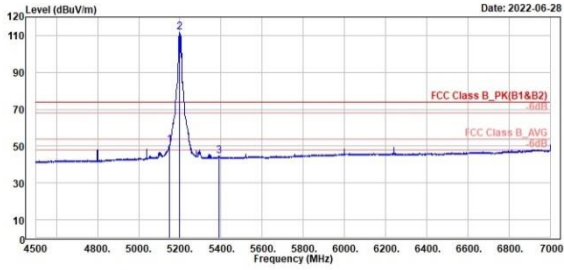
802.11a

CH 40 (Horizontal) Average

CH 40 (Vertical) Average



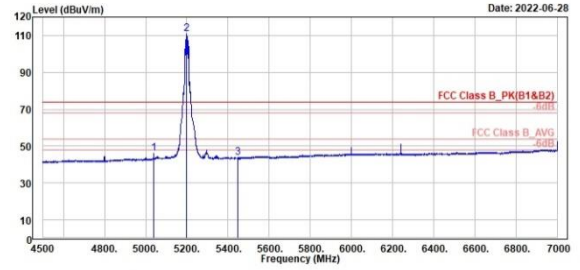
TUV Rheinland Taiwan Ltd.  
No. 458-18, Sec. 2, Fenhiao, Linkou Dist., New Taipei City 244, Taiwan(R.O.C.)  
Tel: +886-2172-1000 Fax: +886-2172-1322



Read	Limit	Over	APos	TPos	Remark	Pol/Phase	Note
Level	Line	Limit					
Factor							
dB/m	dB/m	dB	cm	deg			
5149.00	50.87	7.98	42.89	54.00	-3.13	100	65 Average Horizontal
5200.00	111.90	68.86	43.04	54.00	57.90	100	65 Average Horizontal
5391.50	44.49	1.32	43.17	54.00	-9.51	100	65 Average Horizontal



TUV Rheinland Taiwan Ltd.  
No. 458-18, Sec. 2, Fenhiao, Linkou Dist., New Taipei City 244, Taiwan(R.O.C.)  
Tel: +886-2172-1000 Fax: +886-2172-1322



Read	Limit	Over	APos	TPos	Remark	Pol/Phase	Note
Level	Line	Limit					
Factor							
dB/m	dB/m	dB	cm	deg			
5040.00	45.95	3.37	42.58	54.00	-8.05	295	18 Average Vertical
5200.00	110.69	67.65	43.04	54.00	56.69	295	18 Average Vertical
5448.00	43.97	0.72	43.25	54.00	-10.03	295	18 Average Vertical

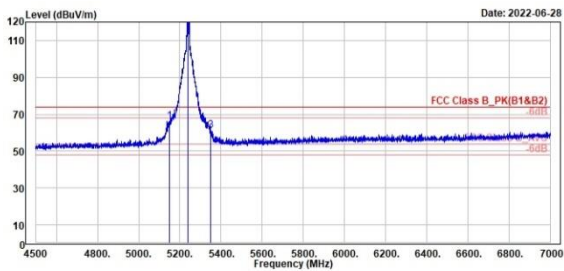
802.11a

CH 48 (Horizontal) Peak

CH 48 (Vertical) Peak



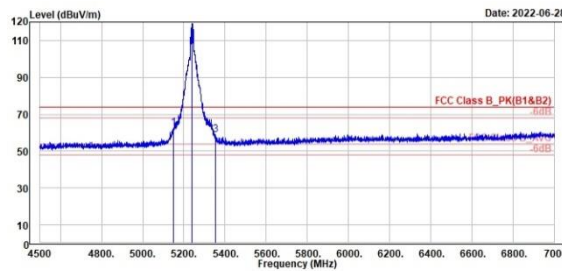
TUV Rheinland Taiwan Ltd.  
No. 458-18, Sec. 2, Fenhiao, Linkou Dist., New Taipei City 244, Taiwan(R.O.C.)  
Tel: +886-2172-1000 Fax: +886-2172-1322



	Read	Limit	Over	APos	TPos	Remark	Pol/Phase	Note	
1	5150.00	66.32	23.42	42.90	74.00	-7.68	106	51 Peak	Horizontal
2 *	5240.00	121.91	78.92	42.99	74.00	47.91	106	51 Peak	Horizontal
3	5350.00	61.02	18.05	42.97	74.00	-12.98	106	51 Peak	Horizontal



TUV Rheinland Taiwan Ltd.  
No. 458-18, Sec. 2, Fenhiao, Linkou Dist., New Taipei City 244, Taiwan(R.O.C.)  
Tel: +886-2172-1000 Fax: +886-2172-1322



	Read	Limit	Over	APos	TPos	Remark	Pol/Phase	Note	
1	5150.00	62.30	19.40	42.90	74.00	-11.70	100	6 Peak	Vertical
2 *	5240.00	119.19	76.20	42.99	74.00	45.19	100	6 Peak <th>Vertical</th>	Vertical
3	5353.50	58.87	15.89	42.98	74.00	-15.13	100	6 Peak <th>Vertical</th>	Vertical

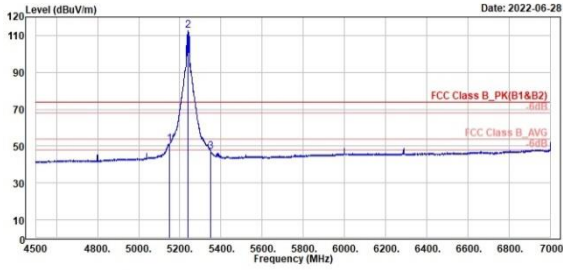
802.11a

CH 48 (Horizontal) Average

CH 48 (Vertical) Average



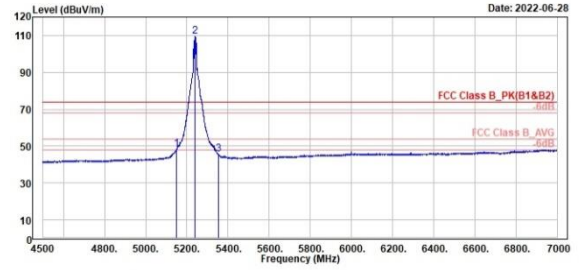
TUV Rheinland Taiwan Ltd.  
No. 458-18, Sec. 2, Fenhiao, Linkou Dist., New Taipei City 244, Taiwan(R.O.C.)  
Tel: +886-2172-1000 Fax: +886-2172-1322



	Read	Limit	Over	APos	TPos	Remark	Pol/Phase	Note
1	Level	Line	Limit	cm	deg			
MHz	dBuV/m	dBuV	dB/m	dBuV/m	dB	cm	deg	
1	5150.00	51.20	8.30	42.90	54.00	-2.80	106	51 Average Horizontal
2	* 5240.00	112.77	69.78	42.99	54.00	58.77	106	51 Average Horizontal
3	5350.50	47.12	4.15	42.97	54.00	-6.88	106	51 Average Horizontal



TUV Rheinland Taiwan Ltd.  
No. 458-18, Sec. 2, Fenhiao, Linkou Dist., New Taipei City 244, Taiwan(R.O.C.)  
Tel: +886-2172-1000 Fax: +886-2172-1322



	Read	Limit	Over	APos	TPos	Remark	Pol/Phase	Note
1	Level	Line	Limit	cm	deg			
MHz	dBuV/m	dBuV	dB/m	dBuV/m	dB	cm	deg	
1	5150.00	48.34	5.44	42.90	54.00	-5.66	100	6 Average Vertical
2	* 5240.00	109.38	66.39	42.99	54.00	55.38	100	6 Average Vertical
3	5352.00	45.73	2.75	42.98	54.00	-8.27	100	6 Average Vertical

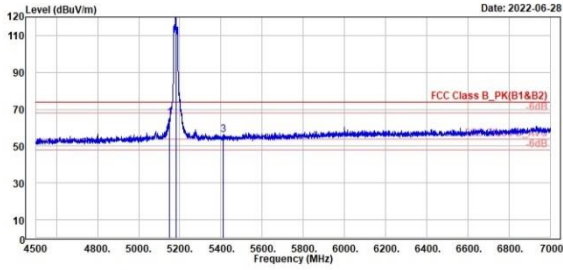
802.11ax HE20\_OFDM

CH 36 (Horizontal) Peak

CH 36 (Vertical) Peak



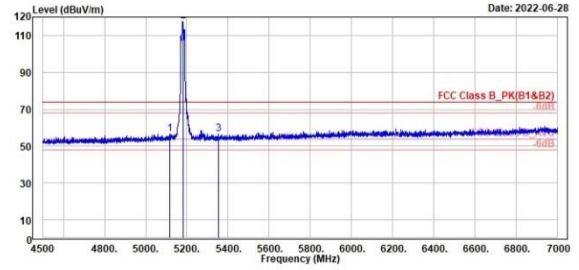
TUV Rheinland Taiwan Ltd.  
No. 458-18, Sec. 2, Fenhiao, Linkou Dist., New Taipei City 244, Taiwan(R.O.C.)  
Tel: +886-2172-1000 Fax: +886-2172-1322



Peak	Freq (MHz)	Level (dBuV/m)	Read Level (dBuV)	Factor (dB/m)	Limit Line (dBuV/m)	Over Limit (dB)	APos (cm)	TPos (deg)	Remark	Pol/Phase	Note
1	5150.00	65.46	22.56	42.90	74.00	-8.54	100	55	Peak	Horizontal	
2 *	5188.00	120.37	77.39	42.98	74.00	46.37	100	55	Peak	Horizontal	
3	5412.50	56.13	12.91	43.22	74.00	-17.87	100	55	Peak	Horizontal	



TUV Rheinland Taiwan Ltd.  
No. 458-18, Sec. 2, Fenhiao, Linkou Dist., New Taipei City 244, Taiwan(R.O.C.)  
Tel: +886-2172-1000 Fax: +886-2172-1322



Peak	Freq (MHz)	Level (dBuV/m)	Read Level (dBuV)	Factor (dB/m)	Limit Line (dBuV/m)	Over Limit (dB)	APos (cm)	TPos (deg)	Remark	Pol/Phase	Note
1	5116.00	56.43	13.76	42.67	74.00	-17.57	297	8	Peak	Vertical	
2 *	5188.00	117.72	74.74	42.98	74.00	43.72	297	8	Peak	Vertical	
3	5354.50	56.53	13.54	42.99	74.00	-17.47	297	8	Peak	Vertical	

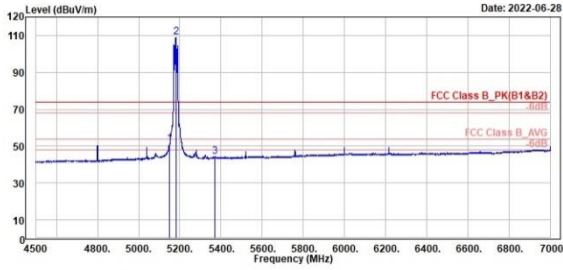
802.11ax HE20\_OFDM

CH 36 (Horizontal) Average

CH 36 (Vertical) Average



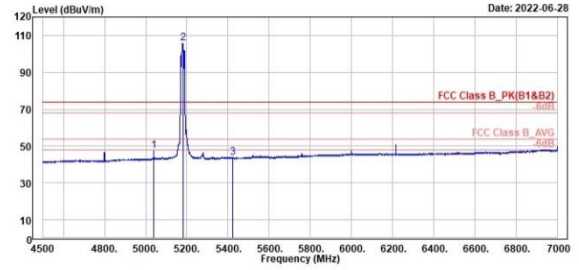
TUV Rheinland Taiwan Ltd.  
No. 458-18, Sec. 2, Fenhiao, Linkou Dist., New Taipei City 244, Taiwan(R.O.C.)  
Tel: +886-2172-1000 Fax: +886-2172-1322



Read	Limit	Over	APos	TPos	Remark	Pol/Phase	Note
Level	Line	Limit					
Factor							
dBuV	dB/m	dBuV/m	dB	cm	deg		
1   5150.00	50.90	8.00	42.90	54.00	-3.10	100	55 Average Horizontal
2 * 5188.00	109.20	66.22	42.98	54.00	55.20	100	55 Average Horizontal
3   5370.50	44.33	1.27	43.06	54.00	-9.67	100	55 Average Horizontal



TUV Rheinland Taiwan Ltd.  
No. 458-18, Sec. 2, Fenhiao, Linkou Dist., New Taipei City 244, Taiwan(R.O.C.)  
Tel: +886-2172-1000 Fax: +886-2172-1322



Read	Limit	Over	APos	TPos	Remark	Pol/Phase	Note
Level	Line	Limit					
Factor							
dBuV	dB/m	dBuV/m	dB	cm	deg		
1   5040.00	47.60	5.02	42.58	54.00	-6.40	297	8 Average Vertical
2 * 5188.00	105.83	62.85	42.98	54.00	51.83	297	8 Average Vertical
3   5424.00	43.91	0.68	43.23	54.00	-10.09	297	8 Average Vertical



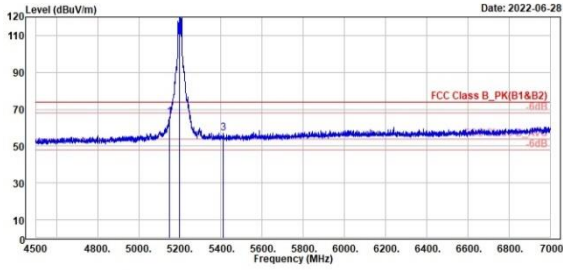
802.11ax HE20\_OFDM

CH 40 (Horizontal) Peak

CH 40 (Vertical) Peak



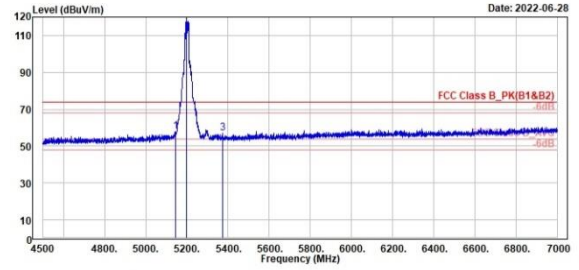
TUV Rheinland Taiwan Ltd.  
No. 458-18, Sec. 2, Fenhiao, Linkou Dist., New Taipei City 244, Taiwan(R.O.C.)  
Tel: +886-2172-1000 Fax: +886-2172-1322



Peak	Freq (MHz)	Level (dBuV/m)	Read Level (dBuV)	Factor (dB/m)	Limit Line (dBuV/m)	Over Limit (dB)	APos (cm)	TPos (deg)	Remark	Pol/Phase	Note
1	5149.00	65.64	22.75	42.89	74.00	-8.36	100	63	Peak	Horizontal	
2 *	5200.00	122.22	79.18	43.04	74.00	48.22	100	63	Peak	Horizontal	
3	5412.50	57.16	13.94	43.22	74.00	-16.84	100	63	Peak	Horizontal	



TUV Rheinland Taiwan Ltd.  
No. 458-18, Sec. 2, Fenhiao, Linkou Dist., New Taipei City 244, Taiwan(R.O.C.)  
Tel: +886-2172-1000 Fax: +886-2172-1322



Peak	Freq (MHz)	Level (dBuV/m)	Read Level (dBuV)	Factor (dB/m)	Limit Line (dBuV/m)	Over Limit (dB)	APos (cm)	TPos (deg)	Remark	Pol/Phase	Note
1	5145.50	57.96	15.10	42.86	74.00	-16.04	296	15	Peak	Vertical	
2 *	5200.00	121.05	78.01	43.04	74.00	47.05	296	15	Peak	Vertical	
3	5374.50	56.93	13.84	43.09	74.00	-17.07	296	15	Peak	Vertical	

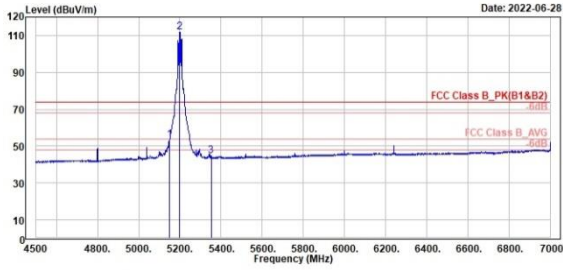
802.11ax HE20\_OFDM

CH 40 (Horizontal) Average

CH 40 (Vertical) Average



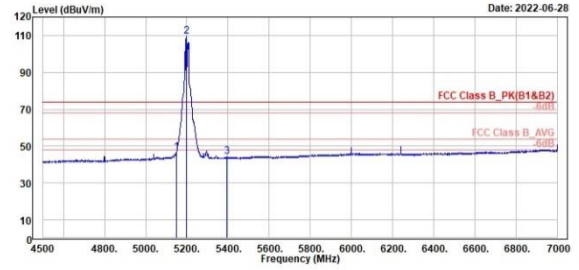
TUV Rheinland Taiwan Ltd.  
No. 458-18, Sec. 2, Fenhiao, Linkou Dist., New Taipei City 244, Taiwan(R.O.C.)  
Tel: +886-2172-1000 Fax: +886-2172-1322



Read	Limit	Over	APos	TPos	Remark	Pol/Phase	Note
Level	Line	Limit					
Factor							
dBuV	dB/m	dBuV/m	dB	cm	deg		
1   5150.00	53.50	10.60	42.90	54.00	-0.50	100	63 Average Horizontal
2 * 5200.00	111.90	68.86	43.04	54.00	57.90	100	63 Average Horizontal
3 5351.50	44.80	1.82	42.98	54.00	-9.20	100	63 Average Horizontal



TUV Rheinland Taiwan Ltd.  
No. 458-18, Sec. 2, Fenhiao, Linkou Dist., New Taipei City 244, Taiwan(R.O.C.)  
Tel: +886-2172-1000 Fax: +886-2172-1322



Read	Limit	Over	APos	TPos	Remark	Pol/Phase	Note
Level	Line	Limit					
Factor							
dBuV	dB/m	dBuV/m	dB	cm	deg		
1 5148.00	46.55	3.66	42.89	54.00	-7.45	296	15 Average Vertical
2 * 5200.00	109.37	66.33	43.04	54.00	55.37	296	15 Average Vertical
3 5393.50	44.22	1.05	43.17	54.00	-9.78	296	15 Average Vertical

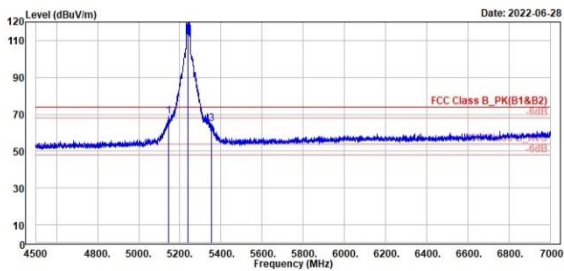
802.11ax HE20\_OFDM

CH 48 (Horizontal) Peak

CH 48 (Vertical) Peak



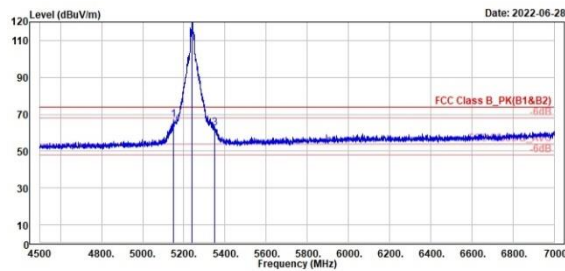
TUV Rheinland Taiwan Ltd.  
No. 458-18, Sec. 2, Fenhiao, Linkou Dist., New Taipei City 244, Taiwan(R.O.C.)  
Tel: +886-2172-1000 Fax: +886-2172-1322



	Read	Limit	Over	APos	TPos	Remark	Pol/Phase	Note
1	2	3	4	5	6	7	8	9
Freq	Level	Level Factor	Line	Limit	dB	cm	deg	
MHz	dBuV/m	dBuV	dB/m	dBuV/m	dB	cm	deg	
5143.50	68.80	25.95	42.85	74.00	-5.20	103	57 Peak	Horizontal
5240.00	124.08	81.09	42.99	74.00	50.08	103	57 Peak	Horizontal
5353.50	64.97	21.99	42.98	74.00	-9.03	103	57 Peak	Horizontal



TUV Rheinland Taiwan Ltd.  
No. 458-18, Sec. 2, Fenhiao, Linkou Dist., New Taipei City 244, Taiwan(R.O.C.)  
Tel: +886-2172-1000 Fax: +886-2172-1322



	Read	Limit	Over	APos	TPos	Remark	Pol/Phase	Note
1	2	3	4	5	6	7	8	9
Freq	Level	Level Factor	Line	Limit	dB	cm	deg	
MHz	dBuV/m	dBuV	dB/m	dBuV/m	dB	cm	deg	
5147.50	67.15	24.27	42.88	74.00	-6.85	100	12 Peak	Vertical
5240.00	120.00	77.01	42.99	74.00	46.00	100	12 Peak	Vertical
5351.00	62.61	19.64	42.97	74.00	-11.39	100	12 Peak	Vertical

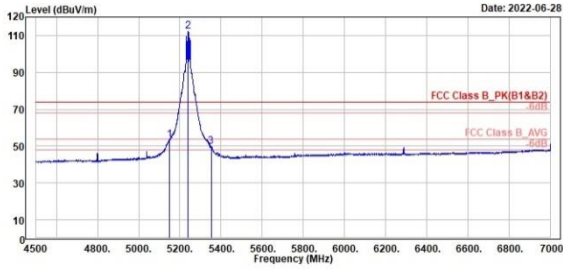
802.11ax HE20\_OFDM

CH 48 (Horizontal) Average

CH 48 (Vertical) Average



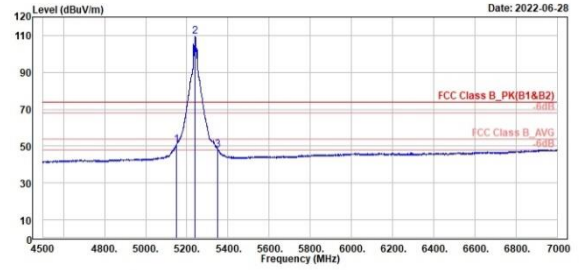
TUV Rheinland Taiwan Ltd.  
No. 458-18, Sec. 2, Fenhiao, Linkou Dist., New Taipei City 244, Taiwan(R.O.C.)  
Tel: +886-2172-1000 Fax: +886-2172-1322



Read	Limit	Over	APos	TPos	Remark	Pol/Phase	Note
Level	Line	Limit					
Factor							
dB/m	dBuV/m	dB	cm	deg			
53.27	42.89	54.00	-0.73	103	57 Average	Horizontal	
69.38	42.99	54.00	58.37	103	57 Average	Horizontal	
6.79	42.98	54.00	-4.23	103	57 Average	Horizontal	



TUV Rheinland Taiwan Ltd.  
No. 458-18, Sec. 2, Fenhiao, Linkou Dist., New Taipei City 244, Taiwan(R.O.C.)  
Tel: +886-2172-1000 Fax: +886-2172-1322



Read	Limit	Over	APos	TPos	Remark	Pol/Phase	Note
Level	Line	Limit					
Factor							
dB/m	dBuV/m	dB	cm	deg			
7.91	42.90	54.00	-3.19	100	12 Average	Vertical	
66.49	42.99	54.00	55.48	100	12 Average	Vertical	
5.05	42.97	54.00	-5.98	100	12 Average	Vertical	

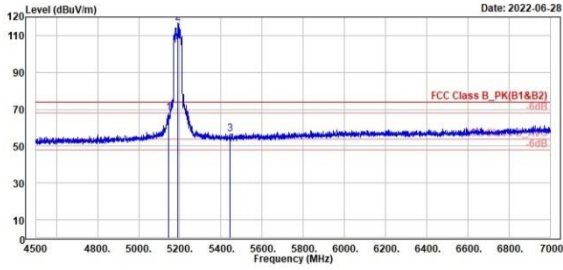
802.11ax HE40\_OFDM

CH 38 (Horizontal) Peak

CH 38 (Vertical) Peak



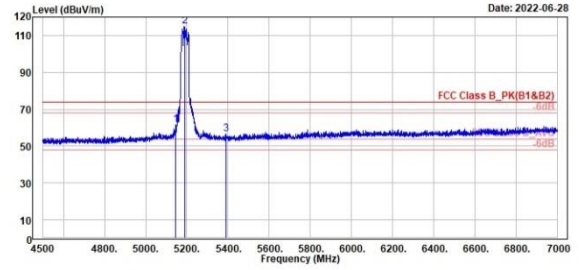
TUV Rheinland Taiwan Ltd.  
No. 458-18, Sec. 2, Fenhiao, Linkou Dist., New Taipei City 244, Taiwan(R.O.C.)  
Tel: +886-2172-1000 Fax: +886-2172-1322



Peak	Freq	Level	Read Level	Factor	Limit Line	Over Limit	APos	TPos	Remark	Pol/Phase	Note
	MHz	dBuV/m	dBuV	dB/m	dBuV/m	dB	cm	deg			
1	5143.50	68.17	25.32	42.85	74.00	-5.83	101	53	Peak	Horizontal	
2	5190.00	116.66	73.65	43.01	74.00	42.66	101	53	Peak	Horizontal	
3	5442.00	56.61	13.36	43.25	74.00	-17.39	101	53	Peak	Horizontal	



TUV Rheinland Taiwan Ltd.  
No. 458-18, Sec. 2, Fenhiao, Linkou Dist., New Taipei City 244, Taiwan(R.O.C.)  
Tel: +886-2172-1000 Fax: +886-2172-1322



Peak	Freq	Level	Read Level	Factor	Limit Line	Over Limit	APos	TPos	Remark	Pol/Phase	Note
	MHz	dBuV/m	dBuV	dB/m	dBuV/m	dB	cm	deg			
1	5147.00	61.70	18.83	42.87	74.00	-12.30	297	18	Peak	Vertical	
2	5190.00	115.11	72.10	43.01	74.00	41.11	297	18	Peak	Vertical	
3	5389.50	56.74	13.58	43.16	74.00	-17.26	297	18	Peak	Vertical	

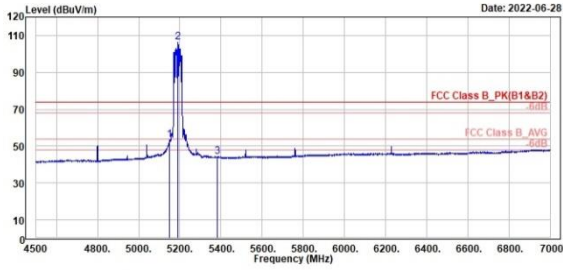
802.11ax HE40\_OFDM

CH 38 (Horizontal) Average

CH 38 (Vertical) Average



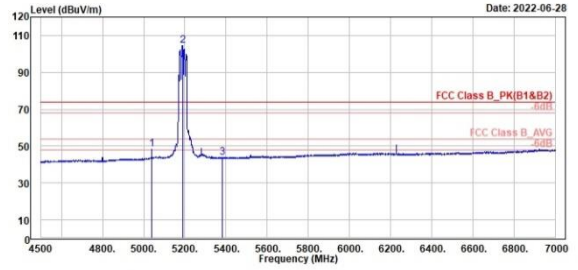
TUV Rheinland Taiwan Ltd.  
No. 458-18, Sec. 2, Fenhiao, Linkou Dist., New Taipei City 244, Taiwan(R.O.C.)  
Tel: +886-2172-1000 Fax: +886-2172-1322



Read	Limit	Over	APos	TPos	Remark	Pol/Phase	Note
Level	Line	Limit					
Factor							
dBuV	dB/m	dBuV/m	dB	cm	deg		
1   5149.50	53.37	10.47	42.90	54.00	-0.63	101	53 Average Horizontal
2 * 5198.00	106.26	63.25	43.01	54.00	52.26	101	53 Average Horizontal
3   5381.00	44.24	1.13	43.11	54.00	-9.76	101	53 Average Horizontal



TUV Rheinland Taiwan Ltd.  
No. 458-18, Sec. 2, Fenhiao, Linkou Dist., New Taipei City 244, Taiwan(R.O.C.)  
Tel: +886-2172-1000 Fax: +886-2172-1322



Read	Limit	Over	APos	TPos	Remark	Pol/Phase	Note
Level	Line	Limit					
Factor							
dBuV	dB/m	dBuV/m	dB	cm	deg		
1   5040.00	48.30	5.72	42.58	54.00	-5.70	297	18 Average Vertical
2 * 5198.00	104.53	61.52	43.01	54.00	50.53	297	18 Average Vertical
3   5382.50	43.94	0.81	43.13	54.00	-10.06	297	18 Average Vertical

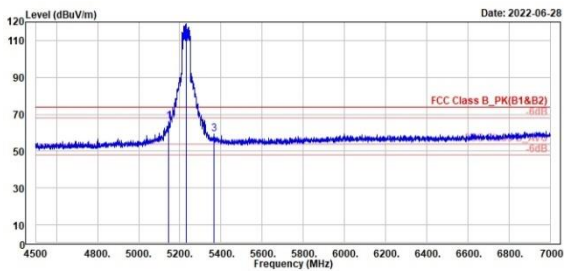
802.11ax HE40\_OFDM

CH 46 (Horizontal) Peak

CH 46 (Vertical) Peak



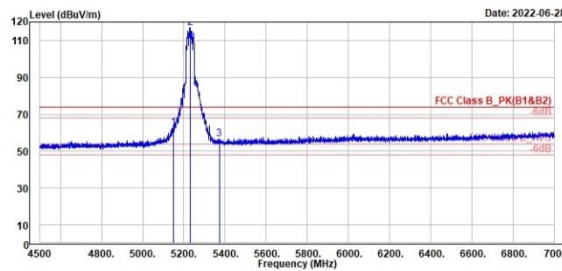
TUV Rheinland Taiwan Ltd.  
No. 458-18, Sec. 2, Fenhiao, Linkou Dist., New Taipei City 244, Taiwan(R.O.C.)  
Tel: +886-2172-1000 Fax: +886-2172-1322



	Read	Limit	Over	APos	TPos	Remark	Pol/Phase	Note	
1	5147.00	66.10	23.23	42.87	74.00	-7.90	100	60 Peak	Horizontal
2 *	5230.00	119.10	76.09	43.01	74.00	45.10	100	60 Peak	Horizontal
3	5366.50	59.35	16.30	43.05	74.00	-14.65	100	60 Peak	Horizontal



TUV Rheinland Taiwan Ltd.  
No. 458-18, Sec. 2, Fenhiao, Linkou Dist., New Taipei City 244, Taiwan(R.O.C.)  
Tel: +886-2172-1000 Fax: +886-2172-1322



	Read	Limit	Over	APos	TPos	Remark	Pol/Phase	Note	
1	5149.50	62.60	19.70	42.90	74.00	-11.40	306	15 Peak	Vertical
2 *	5230.00	117.01	74.00	43.01	74.00	43.01	306	15 Peak <th>Vertical</th>	Vertical
3	5372.00	56.73	13.65	43.08	74.00	-17.27	306	15 Peak <th>Vertical</th>	Vertical

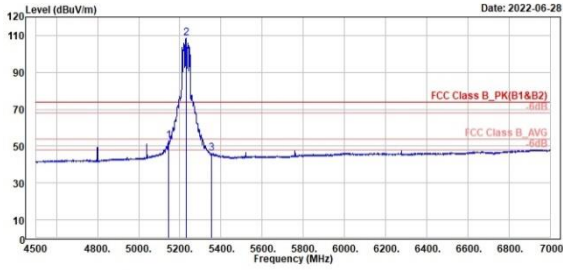
802.11ax HE40\_OFDM

CH 46 (Horizontal) Average

CH 46 (Vertical) Average



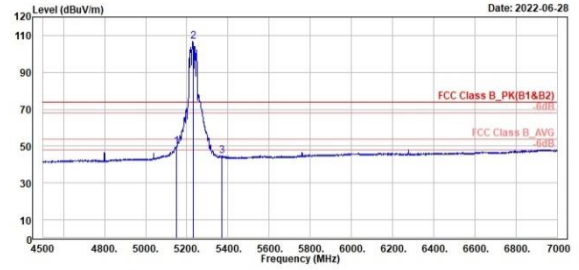
TUV Rheinland Taiwan Ltd.  
No. 458-18, Sec. 2, Fenhiao, Linkou Dist., New Taipei City 244, Taiwan(R.O.C.)  
Tel: +886-2172-1000 Fax: +886-2172-1322



	Read Level	Factor	Limit Line	Over Limit	APos	TPos	Remark	Pol/Phase	Note	
1	5146.50	52.80	9.93	42.87	54.00	-1.20	100	60	Average	Horizontal
2 *	5238.00	108.53	65.52	43.01	54.00	54.53	100	60	Average	Horizontal
3	5352.00	45.95	2.97	42.98	54.00	-8.05	100	60	Average	Horizontal



TUV Rheinland Taiwan Ltd.  
No. 458-18, Sec. 2, Fenhiao, Linkou Dist., New Taipei City 244, Taiwan(R.O.C.)  
Tel: +886-2172-1000 Fax: +886-2172-1322



	Read Level	Factor	Limit Line	Over Limit	APos	TPos	Remark	Pol/Phase	Note	
1	5150.00	49.70	6.80	42.90	54.00	-4.30	306	15	Average	Vertical
2 *	5238.00	108.56	63.55	43.01	54.00	52.56	306	15	Average	Vertical
3	5370.00	44.60	1.54	43.06	54.00	-9.40	306	15	Average	Vertical



802.11ax HE80\_OFDM

CH 42 (Horizontal) Peak

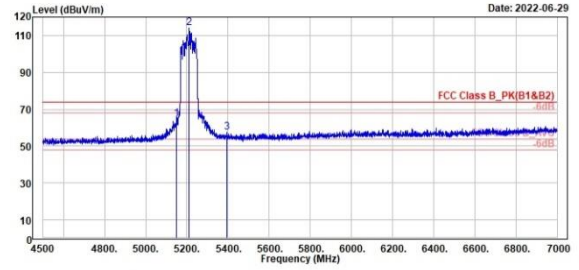
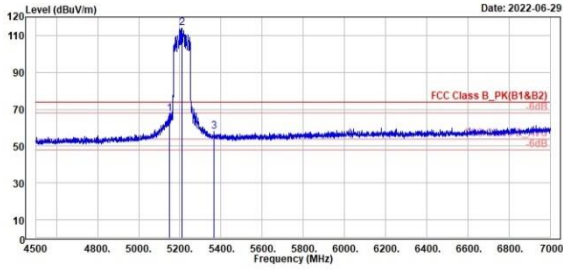
CH 42 (Vertical) Peak



TUV Rheinland Taiwan Ltd.  
No. 458-18, Sec. 2, Fenhiao, Linkou Dist., New Taipei City 244, Taiwan(R.O.C.)  
Tel: +886-2172-1000 Fax: +886-2172-1322



TUV Rheinland Taiwan Ltd.  
No. 458-18, Sec. 2, Fenhiao, Linkou Dist., New Taipei City 244, Taiwan(R.O.C.)  
Tel: +886-2172-1000 Fax: +886-2172-1322



1	2	3	Read Level	Read Level Factor	Limit Line	Over Limit	APos	TPos	Remark	Pol/Phase	Note
MHz	dBuV/m	dBuV	dB/m	dBuV/m	dB	cm	deg				
5150.00	67.64	24.74	42.90	74.00	-6.36	100	68	Peak	Horizontal		
5218.00	114.01	70.98	43.03	74.00	40.01	100	68	Peak	Horizontal		
5366.50	57.93	14.88	43.05	74.00	-16.07	100	68	Peak	Horizontal		

1	2	3	Read Level	Read Level Factor	Limit Line	Over Limit	APos	TPos	Remark	Pol/Phase	Note
MHz	dBuV/m	dBuV	dB/m	dBuV/m	dB	cm	deg				
5149.00	64.78	21.89	42.89	74.00	-9.22	100	12	Peak	Vertical		
5218.00	114.12	71.09	43.03	74.00	40.12	100	12	Peak	Vertical		
5395.00	57.36	14.17	43.19	74.00	-16.64	100	12	Peak	Vertical		

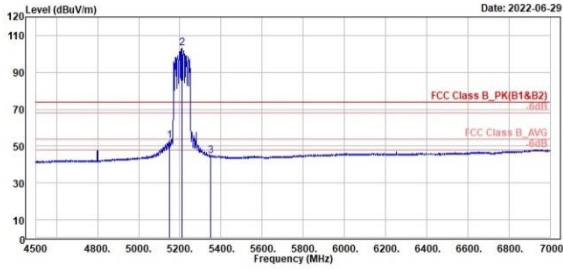
802.11ax HE80\_OFDM

CH 42 (Horizontal) Average

CH 42 (Vertical) Average



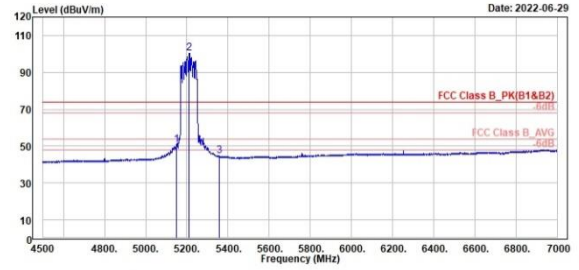
TUV Rheinland Taiwan Ltd.  
No. 458-18, Sec. 2, Fenhiao, Linkou Dist., New Taipei City 244, Taiwan(R.O.C.)  
Tel: +886-2172-1000 Fax: +886-2172-1322



Read	Limit	Over	APos	TPos	Remark	Pol/Phase	Note
Level	Line	Limit					
Factor							
dB/m	dBuV/m	dB	cm	deg			
53.09	42.90	54.00	-0.91	100	68 Average	Horizontal	
103.31	43.03	54.00	49.31	100	68 Average	Horizontal	
44.85	42.97	54.00	-9.15	100	68 Average	Horizontal	



TUV Rheinland Taiwan Ltd.  
No. 458-18, Sec. 2, Fenhiao, Linkou Dist., New Taipei City 244, Taiwan(R.O.C.)  
Tel: +886-2172-1000 Fax: +886-2172-1322



Read	Limit	Over	APos	TPos	Remark	Pol/Phase	Note
Level	Line	Limit					
Factor							
dB/m	dBuV/m	dB	cm	deg			
50.65	42.90	54.00	-3.35	100	12 Average	Vertical	
100.60	43.03	54.00	46.60	100	12 Average	Vertical	
44.69	43.00	54.00	-9.31	100	12 Average	Vertical	

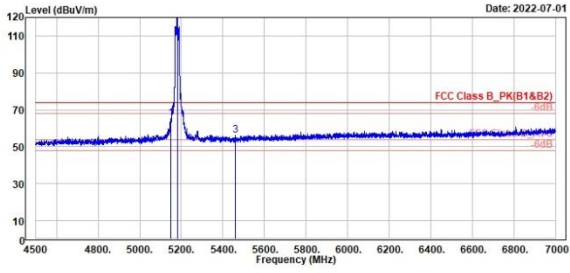
802.11ax HE20\_OFDMA

CH 36 (Horizontal) Peak

CH 36 (Vertical) Peak



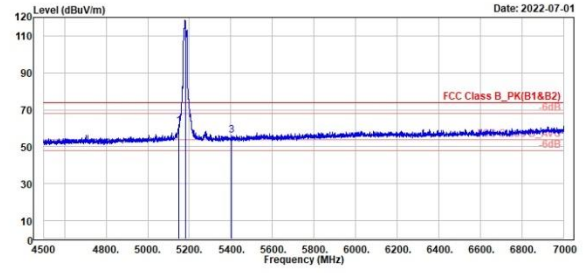
TUV Rheinland Taiwan Ltd.  
No. 458-18, Sec. 2, Fenliao, Linkou Dist., New Taipei City 244, Taiwan(R.O.C.)  
Tel: +886-2172-1000 Fax: +886-2172-1322



Peak	Freq (MHz)	Level (dBuV/m)	Read Level (dBuV)	Factor (dB/m)	Limit (dBuV/m)	Over (dB)	APos (cm)	TPos (deg)	Remark	Pol/Phase	Note
1	5148.00	65.14	22.25	42.89	74.00	-8.86	100	56	Peak	Horizontal	
2 *	5180.00	119.60	76.62	42.98	74.00	45.60	100	56	Peak	Horizontal	
3	5459.00	55.96	12.70	43.26	74.00	-18.04	100	56	Peak	Horizontal	



TUV Rheinland Taiwan Ltd.  
No. 458-18, Sec. 2, Fenliao, Linkou Dist., New Taipei City 244, Taiwan(R.O.C.)  
Tel: +886-2172-1000 Fax: +886-2172-1322



Peak	Freq (MHz)	Level (dBuV/m)	Read Level (dBuV)	Factor (dB/m)	Limit (dBuV/m)	Over (dB)	APos (cm)	TPos (deg)	Remark	Pol/Phase	Note
1	5149.50	61.24	18.34	42.90	74.00	-12.76	300	16	Peak	Vertical	
2 *	5180.00	118.53	75.55	42.98	74.00	44.53	300	16	Peak	Vertical	
3	5402.50	56.13	12.92	43.21	74.00	-17.87	300	16	Peak	Vertical	

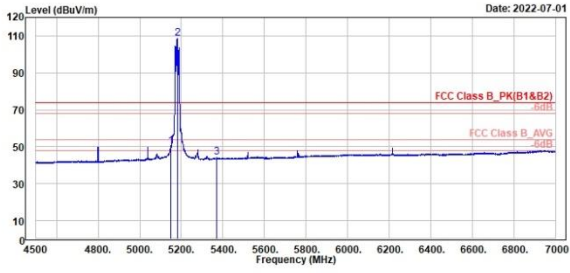
802.11ax HE20\_OFDMA

CH 36 (Horizontal) Average

CH 36 (Vertical) Average



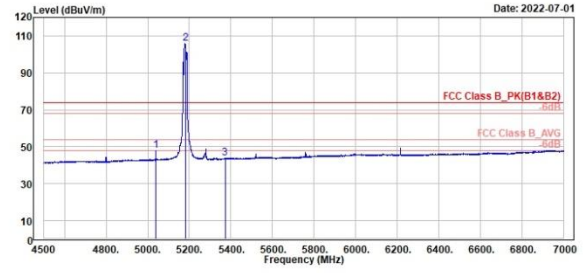
TÜV Rheinland Taiwan Ltd.  
No. 458-18, Sec 2, Penliao, Linkou Dist., New Taipei City 244, Taiwan(R.O.C.)  
Tel: +886-2172-1000 Fax: +886-2172-1322



1	2	3							
Freq	Level	Read	Limit	Over	APos	TPos	Remark	Pol/Phase	Note
MHz	dBuV/m	dBuV	dB/m	dBuV/m	dB	cm	deg		
5149.00	50.38	7.49	42.89	54.00	-3.62	100	56 Average	Horizontal	
5180.00	108.77	65.79	42.98	54.00	54.77	100	56 Average	Horizontal	
5370.50	44.07	1.01	43.06	54.00	-9.93	100	56 Average	Horizontal	



TÜV Rheinland Taiwan Ltd.  
No. 458-18, Sec 2, Penliao, Linkou Dist., New Taipei City 244, Taiwan(R.O.C.)  
Tel: +886-2172-1000 Fax: +886-2172-1322



1	2	3							
Freq	Level	Read	Limit	Over	APos	TPos	Remark	Pol/Phase	Note
MHz	dBuV/m	dBuV	dB/m	dBuV/m	dB	cm	deg		
5040.00	47.86	5.28	42.58	54.00	-6.14	300	16 Average	Vertical	
5180.00	105.66	62.68	42.98	54.00	51.66	300	16 Average	Vertical	
5372.00	43.99	0.91	43.08	54.00	-10.01	300	16 Average	Vertical	

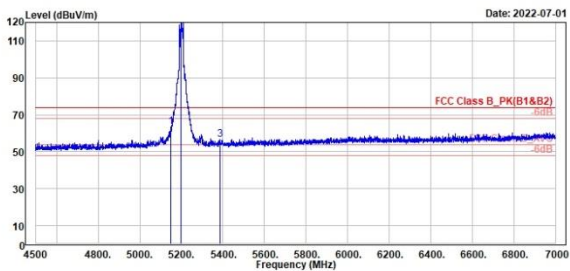
802.11ax HE20\_OFDMA

CH 40 (Horizontal) Peak

CH 40 (Vertical) Peak



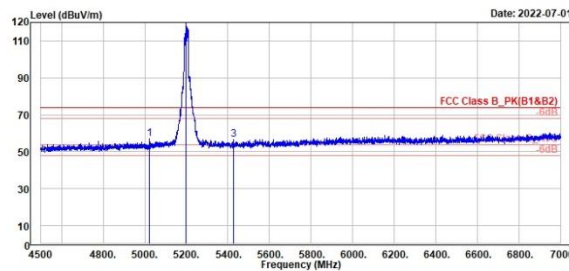
TUV Rheinland Taiwan Ltd.  
No. 458-18, Sec 2, Fenliao, Linkou Dist., New Taipei City 244, Taiwan(R.O.C.)  
Tel: +886-2172-1000 Fax: +886-2172-1322



Peak	Freq (MHz)	Level (dBuV/m)	Read Level (dBuV)	Factor (dB/m)	Limit Line (dBuV/m)	Over Limit (dB)	APos (cm)	TPos (deg)	Remark	Pol/Phase	Note
1	5148.50	63.39	20.50	42.89	74.00	-10.61	100	64	Peak	Horizontal	
2 *	5200.00	122.16	79.12	43.04	74.00	48.16	100	64	Peak	Horizontal	
3	5385.50	56.50	13.36	43.14	74.00	-17.50	100	64	Peak	Horizontal	



TUV Rheinland Taiwan Ltd.  
No. 458-18, Sec 2, Fenliao, Linkou Dist., New Taipei City 244, Taiwan(R.O.C.)  
Tel: +886-2172-1000 Fax: +886-2172-1322



Peak	Freq (MHz)	Level (dBuV/m)	Read Level (dBuV)	Factor (dB/m)	Limit Line (dBuV/m)	Over Limit (dB)	APos (cm)	TPos (deg)	Remark	Pol/Phase	Note
1	5023.00	57.15	14.61	42.54	74.00	-16.85	309	18	Peak	Vertical	
2 *	5200.00	121.01	77.97	43.04	74.00	47.01	309	18	Peak	Vertical	
3	5427.00	56.58	13.35	43.23	74.00	-17.42	309	18	Peak	Vertical	

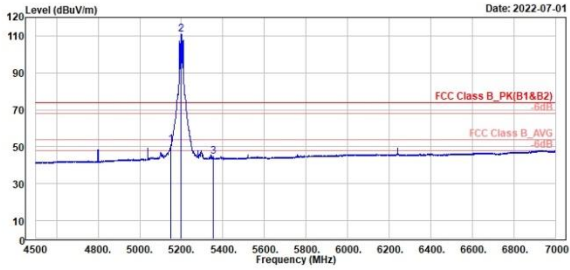
802.11ax HE20\_OFDMA

CH 40 (Horizontal) Average

CH 40 (Vertical) Average



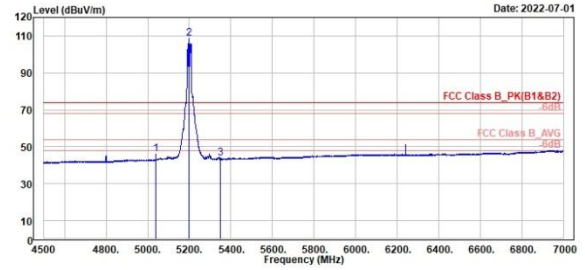
TUV Rheinland Taiwan Ltd.  
No. 458-18, Sec 2, Penliao, Linkou Dist., New Taipei City 244, Taiwan(R.O.C.)  
Tel: +886-2172-1000 Fax: +886-2172-1322



Read	Limit	Over	APos	TPos	Remark	Pol/Phase	Note
Level	Line	Limit					
Factor							
dB/m	dBuV/m	dB	cm	deg			
58.96	42.90	-3.04	100	64	Average	Horizontal	
60.04	43.04	57.08	100	64	Average	Horizontal	
44.77	42.98	-9.23	100	64	Average	Horizontal	



TUV Rheinland Taiwan Ltd.  
No. 458-18, Sec 2, Penliao, Linkou Dist., New Taipei City 244, Taiwan(R.O.C.)  
Tel: +886-2172-1000 Fax: +886-2172-1322



Read	Limit	Over	APos	TPos	Remark	Pol/Phase	Note
Level	Line	Limit					
Factor							
dB/m	dBuV/m	dB	cm	deg			
46.14	42.58	-7.86	309	18	Average	Vertical	
65.51	43.04	54.55	309	18	Average	Vertical	
43.87	42.97	-10.13	309	18	Average	Vertical	

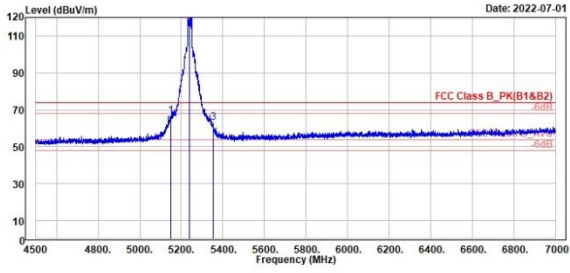
802.11ax HE20\_OFDMA

CH 48 (Horizontal) Peak

CH 48 (Vertical) Peak



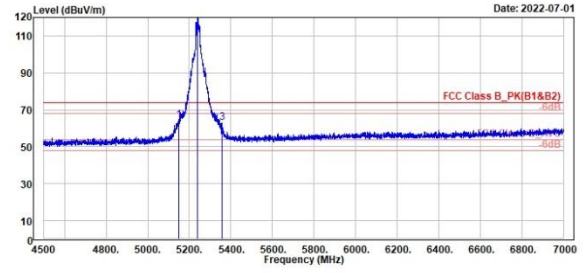
TUV Rheinland Taiwan Ltd.  
No. 458-18, Sec 2, Fenliao, Linkou Dist., New Taipei City 244, Taiwan(R.O.C.)  
Tel: +886-2172-1000 Fax: +886-2172-1322



Peak	Freq (MHz)	Level (dBuV/m)	Read Level (dBuV)	Factor (dB/m)	Limit Line (dBuV/m)	Over Limit (dB)	APos (cm)	TPos (deg)	Remark	Pol/Phase	Note
1	5149.58	66.76	23.86	42.90	74.00	-7.24	100	57	Peak	Horizontal	
2 *	5240.00	122.98	79.91	42.99	74.00	46.98	100	57	Peak	Horizontal	
3	5353.00	62.83	19.85	42.98	74.00	-11.17	100	57	Peak	Horizontal	



TUV Rheinland Taiwan Ltd.  
No. 458-18, Sec 2, Fenliao, Linkou Dist., New Taipei City 244, Taiwan(R.O.C.)  
Tel: +886-2172-1000 Fax: +886-2172-1322



Peak	Freq (MHz)	Level (dBuV/m)	Read Level (dBuV)	Factor (dB/m)	Limit Line (dBuV/m)	Over Limit (dB)	APos (cm)	TPos (deg)	Remark	Pol/Phase	Note
1	5150.00	64.55	21.65	42.90	74.00	-9.45	100	16	Peak	Vertical	
2 *	5240.00	120.42	77.45	42.99	74.00	46.42	100	16	Peak	Vertical	
3	5356.50	63.12	20.12	43.00	74.00	-10.88	100	16	Peak	Vertical	

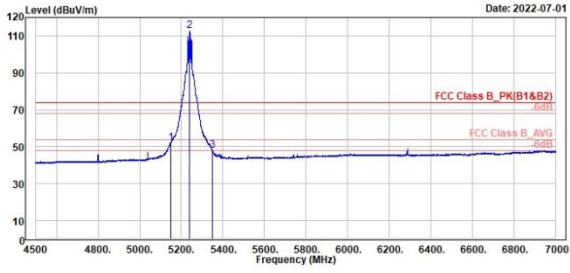
802.11ax HE20\_OFDMA

CH 48 (Horizontal) Average

CH 48 (Vertical) Average



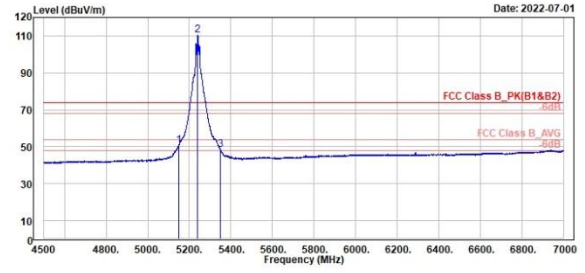
TUV Rheinland Taiwan Ltd.  
No. 458-18, Sec 2, Penliao, Linkou Dist., New Taipei City 244, Taiwan(R.O.C.)  
Tel: +886-2172-1000 Fax: +886-2172-1322



Read	Level	Factor	Limit	Over	Apos	TPos	Remark	Pol/Phase	Note
MHz	dBuV/m	dBuV	dB/m	dBuV/m	dB	cm	deg		
1	5149.58	52.18	9.28	42.90	54.00	-1.82	100	57	Average Horizontal
2	5240.00	112.69	69.78	42.99	54.00	58.69	100	57	Average Horizontal
3	5350.00	48.03	5.06	42.97	54.00	-5.97	100	57	Average Horizontal



TUV Rheinland Taiwan Ltd.  
No. 458-18, Sec 2, Penliao, Linkou Dist., New Taipei City 244, Taiwan(R.O.C.)  
Tel: +886-2172-1000 Fax: +886-2172-1322



Read	Level	Factor	Limit	Over	Apos	TPos	Remark	Pol/Phase	Note
MHz	dBuV/m	dBuV	dB/m	dBuV/m	dB	cm	deg		
1	5150.00	50.59	7.69	42.90	54.00	-3.41	100	16	Average Vertical
2	5240.00	110.38	67.31	42.99	54.00	56.38	100	16	Average Vertical
3	5350.00	48.47	5.50	42.97	54.00	-5.53	100	16	Average Vertical



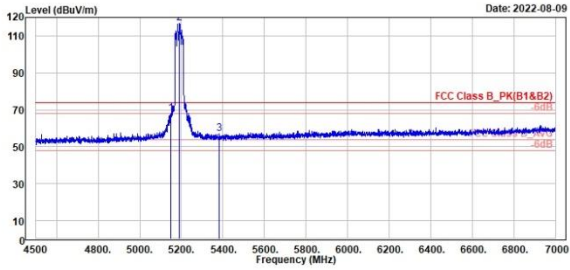
802.11ax HE40\_OFDMA

CH 38 (Horizontal) Peak

CH 38 (Vertical) Peak



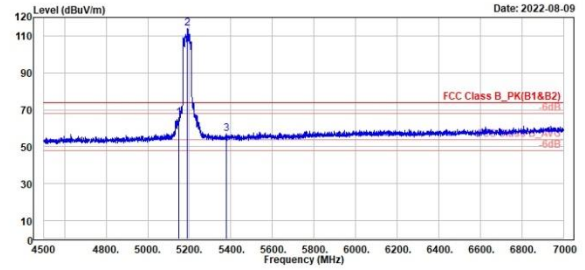
TÜV Rheinland Taiwan Ltd.  
No. 458-18, Sec. 2, Fenliao, Linkou Dist., New Taipei City 244, Taiwan(R.O.C.)  
Tel: +886-2172-1000 Fax: +886-2172-1322



Peak	Freq (MHz)	Level (dBuV/m)	Read Level (dBuV)	Factor (dB/m)	Limit (dBuV/m)	Over (dB)	APos (cm)	TPos (deg)	Remark	Pol/Phase	Note
1	5148.58	68.83	25.14	42.89	74.00	-5.97	100	50	Peak	Horizontal	
2	5191.00	116.73	73.72	43.01	74.00	42.73	100	50	Peak	Horizontal	
3	5381.00	57.04	13.93	43.11	74.00	-16.96	100	50	Peak	Horizontal	



TÜV Rheinland Taiwan Ltd.  
No. 458-18, Sec. 2, Fenliao, Linkou Dist., New Taipei City 244, Taiwan(R.O.C.)  
Tel: +886-2172-1000 Fax: +886-2172-1322



Peak	Freq (MHz)	Level (dBuV/m)	Read Level (dBuV)	Factor (dB/m)	Limit (dBuV/m)	Over (dB)	APos (cm)	TPos (deg)	Remark	Pol/Phase	Note
1	5149.58	65.62	22.72	42.90	74.00	-8.38	100	12	Peak	Vertical	
2	5190.00	114.23	71.22	43.01	74.00	40.23	100	12	Peak	Vertical	
3	5379.58	57.15	14.04	43.11	74.00	-16.85	100	12	Peak	Vertical	

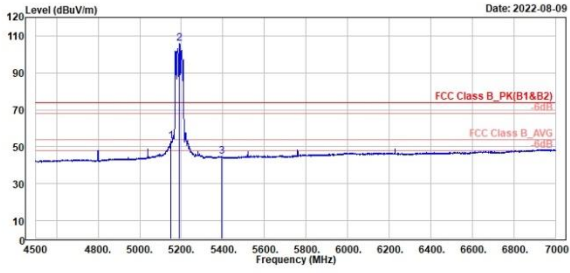
802.11ax HE40\_OFDMA

CH 38 (Horizontal) Average

CH 38 (Vertical) Average



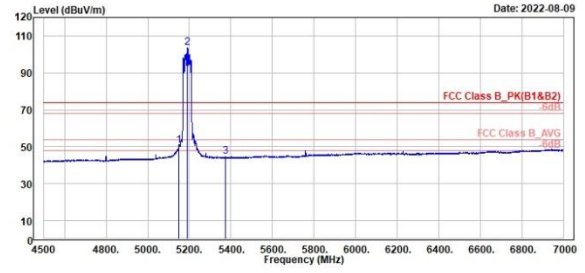
TUV Rheinland Taiwan Ltd.  
No. 458-18, Sec 2, Penliao, Linkou Dist., New Taipei City 244, Taiwan(R.O.C.)  
Tel: +886-2172-1000 Fax: +886-2172-1322



Read	Level	Factor	Limit	Over	Apos	TPos	Remark	Pol/Phase	Note
MHz	dBuV/m	dBuV	dB/m	dBuV/m	dB	cm	deg		
1	5149.50	52.82	9.92	42.90	54.00	-1.18	100	50 Average	Horizontal
2	5190.50	105.83	62.82	43.01	54.00	51.83	100	50 average	Horizontal
3	5395.00	44.67	1.48	43.19	54.00	-9.33	100	50 Average	Horizontal



TUV Rheinland Taiwan Ltd.  
No. 458-18, Sec 2, Penliao, Linkou Dist., New Taipei City 244, Taiwan(R.O.C.)  
Tel: +886-2172-1000 Fax: +886-2172-1322



Read	Level	Factor	Limit	Over	Apos	TPos	Remark	Pol/Phase	Note
MHz	dBuV/m	dBuV	dB/m	dBuV/m	dB	cm	deg		
1	5149.50	50.59	7.69	42.90	54.00	-3.41	100	12 Average	Vertical
2	5190.00	103.63	60.62	43.01	54.00	49.63	100	12 Average	Vertical
3	5375.50	44.51	1.42	43.09	54.00	-9.49	100	12 Average	Vertical

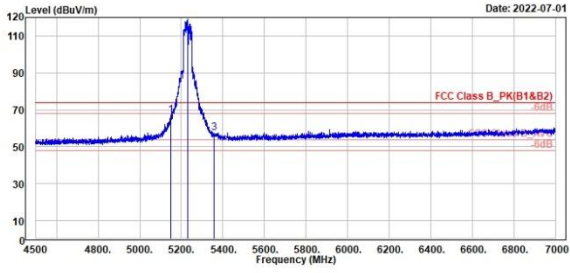
802.11ax HE40\_OFDMA

CH 46 (Horizontal) Peak

CH 46 (Vertical) Peak



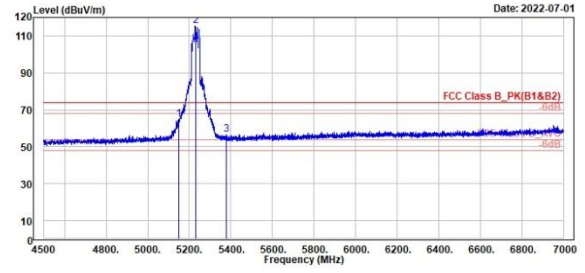
TUV Rheinland Taiwan Ltd.  
No. 458-18, Sec. 2, Fenliao, Linkou Dist., New Taipei City 244, Taiwan(R.O.C.)  
Tel: +886-2172-1000 Fax: +886-2172-1322



1	2 *	3
5148.50	5230.00	5359.50
66.90	119.07	57.65
24.01	70.06	14.63
42.89	43.01	43.02
74.00	74.00	74.00
-7.10	45.07	-16.35
100	100	100
61	61	61
Peak	Peak	Peak
Horizontal	Horizontal	Horizontal



TUV Rheinland Taiwan Ltd.  
No. 458-18, Sec. 2, Fenliao, Linkou Dist., New Taipei City 244, Taiwan(R.O.C.)  
Tel: +886-2172-1000 Fax: +886-2172-1322



1	2 *	3
5150.00	5230.00	5380.00
64.71	115.54	56.53
21.81	72.53	13.42
42.90	43.01	43.11
74.00	74.00	74.00
-9.29	41.54	-17.47
332	332	332
26	26	26
Peak	Peak	Peak
Vertical	Vertical	Vertical

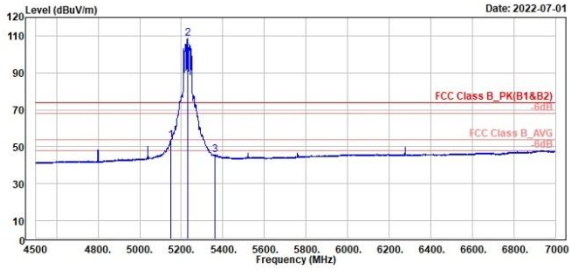
802.11ax HE40\_OFDMA

CH 46 (Horizontal) Average

CH 46 (Vertical) Average



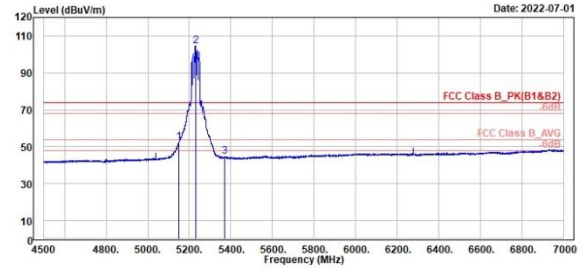
TUV Rheinland Taiwan Ltd.  
No. 458-18, Sec 2, Penliao, Linkou Dist., New Taipei City 244, Taiwan(R.O.C.)  
Tel: +886-2172-1000 Fax: +886-2172-1322



Freq	Level	Read	Limit	Over	APos	TPos	Remark	Pol/Phase	Note
MHz	dBuV/m	dBuV	dB/m	dBuV/m	dB	cm	deg		
1	5150.00	53.43	10.53	42.90	54.00	-0.57	100	61 Average	Horizontal
2	5230.00	100.61	65.60	43.01	54.00	54.61	100	61 average	Horizontal
3	5361.00	45.71	2.69	43.02	54.00	-8.29	100	61 Average	Horizontal



TUV Rheinland Taiwan Ltd.  
No. 458-18, Sec 2, Penliao, Linkou Dist., New Taipei City 244, Taiwan(R.O.C.)  
Tel: +886-2172-1000 Fax: +886-2172-1322



Freq	Level	Read	Limit	Over	APos	TPos	Remark	Pol/Phase	Note
MHz	dBuV/m	dBuV	dB/m	dBuV/m	dB	cm	deg		
1	5150.00	52.53	9.63	42.90	54.00	-1.47	332	26 Average	Vertical
2	5230.00	104.54	61.53	43.01	54.00	50.54	332	26 Average	Vertical
3	5371.50	44.67	1.59	43.08	54.00	-9.33	332	26 Average	Vertical

802.11ax HE80

CH 42 (Horizontal) Peak

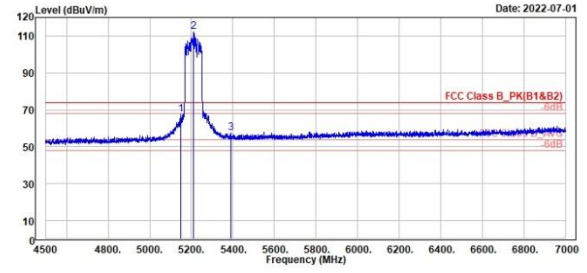
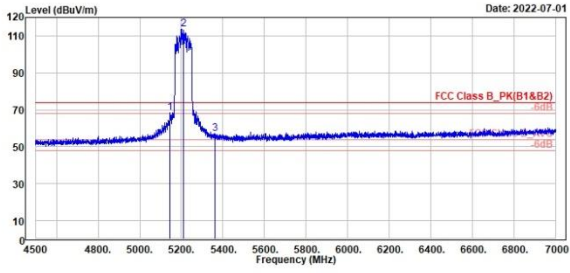
CH 42 (Vertical) Peak



TUV Rheinland Taiwan Ltd.  
No. 458-18, Sec 2, Penliao, Linkou Dist., New Taipei City 244, Taiwan(R.O.C.)  
Tel: +886-2172-1000 Fax: +886-2172-1322



TUV Rheinland Taiwan Ltd.  
No. 458-18, Sec 2, Penliao, Linkou Dist., New Taipei City 244, Taiwan(R.O.C.)  
Tel: +886-2172-1000 Fax: +886-2172-1322



Peak	Freq	Level	Read	Level	Factor	Limit	Over	APos	TPos	Remark	Pol/Phase	Note
	MHz	dBuV/m	dBuV	dB/m	dBuV/m	dB	dB	cm	deg			
1	5147.00	68.35	25.48	42.87	74.00	-5.65	101	62	Peak	Horizontal		
2	5218.00	113.52	70.49	43.03	74.00	39.52	101	62	Peak	Horizontal		
3	5368.50	56.92	13.90	43.02	74.00	-17.08	101	62	Peak	Horizontal		

Peak	Freq	Level	Read	Level	Factor	Limit	Over	APos	TPos	Remark	Pol/Phase	Note
	MHz	dBuV/m	dBuV	dB/m	dBuV/m	dB	dB	cm	deg			
1	5150.00	67.70	24.80	42.90	74.00	-6.30	100	17	Peak	Vertical		
2	5218.00	112.29	69.26	43.03	74.00	38.29	100	17	Peak	Vertical		
3	5390.50	57.64	14.48	43.16	74.00	-16.36	100	17	Peak	Vertical		

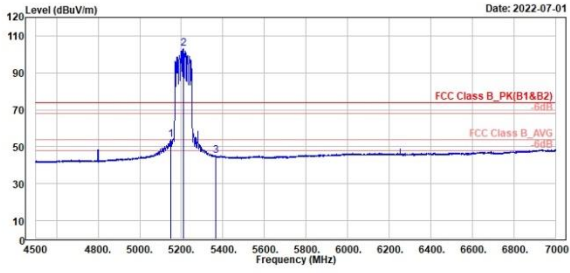
802.11ax HE80\_OFDMA

CH 42 (Horizontal) Average

CH 42 (Vertical) Average



TUV Rheinland Taiwan Ltd.  
No. 458-18, Sec 2, Penliao, Linkou Dist., New Taipei City 244, Taiwan(R.O.C.)  
Tel: +886-2172-1000 Fax: +886-2172-1322

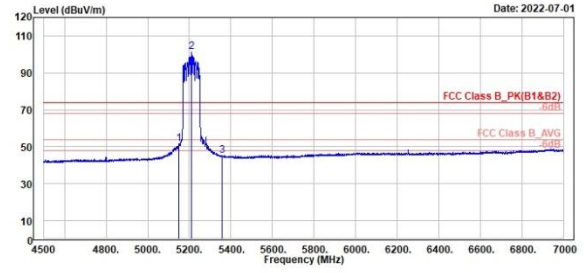


Date: 2022-07-01

Read	Level	Factor	Limit	Over	Apos	TPos	Remark	Pol/Phase	Note
MHz	dBuV/m	dBuV	dB/m	dBuV/m	dB	cm	deg		
1	5148.00	53.67	18.78	42.89	54.00	-8.33	101	62 Average	Horizontal
2	5218.00	103.01	59.98	43.03	54.00	49.01	101	62 Average	Horizontal
3	5364.00	45.28	2.24	43.04	54.00	-8.72	101	62 Average	Horizontal



TUV Rheinland Taiwan Ltd.  
No. 458-18, Sec 2, Penliao, Linkou Dist., New Taipei City 244, Taiwan(R.O.C.)  
Tel: +886-2172-1000 Fax: +886-2172-1322



Date: 2022-07-01

Read	Level	Factor	Limit	Over	Apos	TPos	Remark	Pol/Phase	Note
MHz	dBuV/m	dBuV	dB/m	dBuV/m	dB	cm	deg		
1	5148.50	51.39	8.50	42.89	54.00	-2.61	100	17 Average	Vertical
2	5218.00	101.12	58.09	43.03	54.00	47.12	100	17 Average	Vertical
3	5357.00	45.37	2.37	43.00	54.00	-8.63	100	17 Average	Vertical

Mask, 5.725GHz ~ 5.85GHz  
U-NII-3

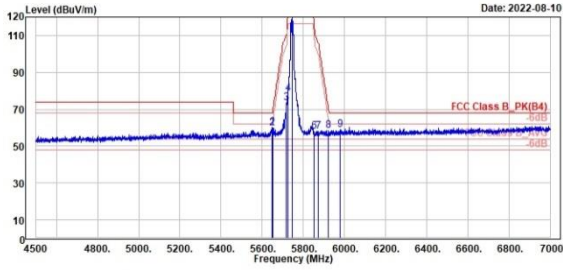
802.11a

CH 149 (Horizontal) Peak

CH 149 (Vertical) Peak



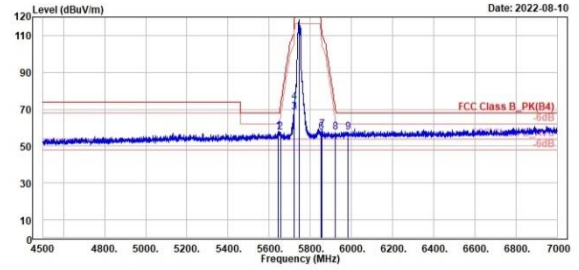
TÜV Rheinland Taiwan Ltd.  
No. 458-18, Sec. 2, Fenhiao, Linkou Dist., New Taipei City 244, Taiwan(R.O.C.)  
Tel: +886-2172-1100 Fax: +886-2172-1322



	Read	Limit	Over	APos	TPos	Remark	Pol/Phase	Note	
1	5649.00	68.42	17.00	43.42	68.20	-7.78	188	67 Peak	Horizontal
2	5658.00	59.79	16.37	43.42	68.20	-8.41	188	67 Peak	Horizontal
3	5717.00	73.29	29.61	43.68	109.96	-36.67	188	67 Peak	Horizontal
4	5725.00	78.49	34.80	43.69	122.20	-43.71	188	67 Peak	Horizontal
5	5745.00	119.52	75.82	43.70	122.20	-2.68	188	67 Peak	Horizontal
6	5851.00	57.76	13.77	43.99	119.92	-62.16	188	67 Peak	Horizontal
7	5873.00	57.90	13.84	44.06	105.76	-47.86	188	67 Peak	Horizontal
8	5923.50	58.59	14.39	44.20	69.31	-10.72	188	67 Peak	Horizontal
9	5988.00	58.78	14.30	44.48	68.20	-9.42	188	67 Peak	Horizontal



TÜV Rheinland Taiwan Ltd.  
No. 458-18, Sec. 2, Fenhiao, Linkou Dist., New Taipei City 244, Taiwan(R.O.C.)  
Tel: +886-2172-1100 Fax: +886-2172-1322



	Read	Limit	Over	APos	TPos	Remark	Pol/Phase	Note	
1	5644.00	57.87	14.45	43.42	68.20	-10.33	380	15 Peak	Vertical
2	5654.00	57.46	14.01	43.45	71.17	-13.71	380	15 Peak	Vertical
3	5728.00	68.60	24.92	43.68	110.80	-42.20	380	15 Peak	Vertical
4	5723.00	73.73	30.05	43.68	117.64	-43.91	380	15 Peak	Vertical
5	5745.00	118.77	75.07	43.70	122.20	-3.43	380	15 Peak	Vertical
6	5853.50	57.35	13.34	44.01	114.22	-56.87	380	15 Peak	Vertical
7	5855.50	58.70	14.69	44.01	110.66	-51.96	380	15 Peak	Vertical
8	5922.50	57.46	13.27	44.19	70.04	-12.58	380	15 Peak	Vertical
9	5984.00	57.67	13.16	44.51	68.20	-10.53	380	15 Peak	Vertical

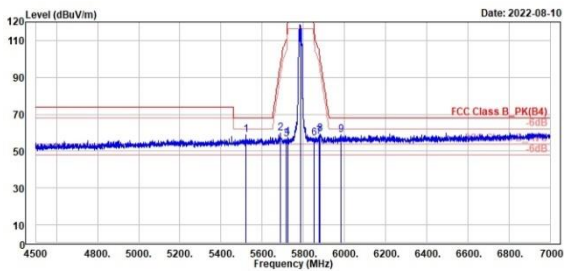
802.11a

CH 157 (Horizontal) Peak

CH 157 (Vertical) Peak



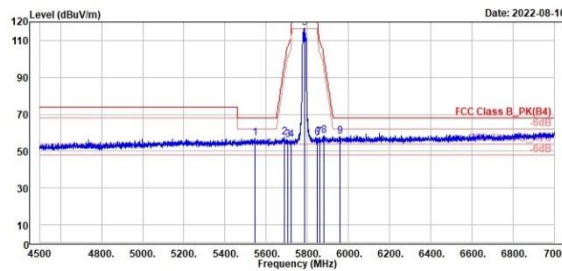
TÜV Rheinland Taiwan Ltd.  
No. 458-18, Sec. 2, Fenhiao, Linkou Dist., New Taipei City 244, Taiwan(R.O.C.)  
Tel: +886-2172-1000 Fax: +886-2172-1322



	Read	Limit	Over	Apos	TPos	Remark	Pol/Phase	Note	
1	5520.50	58.66	15.31	43.35	68.20	-9.54	186	61 Peak	Horizontal
2	5688.50	59.88	16.27	43.61	96.72	-36.84	186	61 Peak	Horizontal
3	5717.50	56.59	12.91	43.68	110.10	-53.51	186	61 Peak	Horizontal
4	5723.50	57.37	13.69	43.68	118.78	-61.41	186	61 Peak	Horizontal
5	5785.00	118.84	75.03	43.81	122.20	-3.36	186	61 Peak	Horizontal
6	5851.00	56.07	12.88	43.99	119.92	-63.85	186	61 Peak	Horizontal
7	5875.00	57.74	13.68	44.06	105.20	-47.46	186	61 Peak	Horizontal
8	5882.00	59.37	15.29	44.08	100.00	-40.63	186	61 Peak	Horizontal
9	5983.50	58.69	14.18	44.51	68.20	-9.51	186	61 Peak	Horizontal



TÜV Rheinland Taiwan Ltd.  
No. 458-18, Sec. 2, Fenhiao, Linkou Dist., New Taipei City 244, Taiwan(R.O.C.)  
Tel: +886-2172-1000 Fax: +886-2172-1322



	Read	Limit	Over	Apos	TPos	Remark	Pol/Phase	Note	
1	5545.00	57.17	13.75	43.42	68.20	-11.03	374	11 Peak	Vertical
2	5689.00	57.26	13.64	43.62	97.09	-39.83	374	11 Peak	Vertical
3	5704.00	56.23	12.56	43.67	106.32	-50.09	374	11 Peak	Vertical
4	5720.00	56.07	12.39	43.68	110.80	-54.73	374	11 Peak	Vertical
5	5785.00	116.94	73.13	43.81	122.20	-5.26	374	11 Peak	Vertical
6	5850.00	57.13	13.14	43.99	122.20	-65.07	374	11 Peak	Vertical
7	5858.50	57.37	13.35	44.02	109.82	-52.45	374	11 Peak	Vertical
8	5879.00	58.30	14.22	44.08	102.23	-43.93	374	11 Peak	Vertical
9	5959.50	58.05	13.70	44.35	68.20	-10.15	374	11 Peak	Vertical



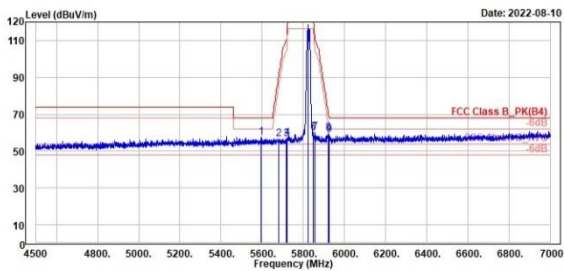
802.11a

CH 165 (Horizontal) Peak

CH 165 (Vertical) Peak



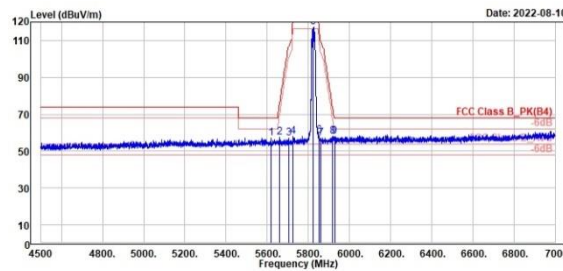
TÜV Rheinland Taiwan Ltd.  
No. 438-18, Sec 2, Fenhiao, Linkou Dist., New Taipei City 244, Taiwan(R.O.C.)  
Tel: +886-2172-1000 Fax: +886-2172-1322



Peak	Freq (MHz)	Level (dBuV/m)	Read Level (dBuV)	Level Factor (dB/m)	Limit Line (dBuV/m)	Over Limit (dB)	APos (cm)	TPos (deg)	Remark	Pol/Phase	Note
1	5596.50	57.50	14.11	43.39	68.20	-10.70	182	62	Peak	Horizontal	
2	5681.00	56.67	13.10	43.57	91.18	-34.51	182	62	Peak	Horizontal	
3	5716.00	56.46	12.78	43.68	109.68	-53.22	182	62	Peak	Horizontal	
4	5721.50	57.25	13.57	43.68	114.22	-56.97	182	62	Peak	Horizontal	
5	5825.00	118.50	74.58	43.92	122.20	-3.70	182	62	Peak	Horizontal	
6	5858.00	59.69	15.70	43.99	122.20	-62.51	182	62	Peak	Horizontal	
7	5858.00	60.35	16.33	44.02	109.96	-49.61	182	62	Peak	Horizontal	
8	5922.00	59.86	15.67	44.19	70.41	-10.55	182	62	Peak	Horizontal	
9	5927.00	58.65	14.44	44.21	68.20	-9.55	182	62	Peak	Horizontal	



TÜV Rheinland Taiwan Ltd.  
No. 438-18, Sec 2, Fenhiao, Linkou Dist., New Taipei City 244, Taiwan(R.O.C.)  
Tel: +886-2172-1000 Fax: +886-2172-1322



Peak	Freq (MHz)	Level (dBuV/m)	Read Level (dBuV)	Level Factor (dB/m)	Limit Line (dBuV/m)	Over Limit (dB)	APos (cm)	TPos (deg)	Remark	Pol/Phase	Note
1	5620.00	56.95	13.55	43.40	68.20	-11.25	353	4	Peak	Vertical	
2	5660.50	57.32	13.85	43.47	76.00	-18.68	353	4	Peak	Vertical	
3	5705.50	56.88	13.21	43.67	106.74	-49.86	353	4	Peak	Vertical	
4	5725.00	57.88	14.19	43.69	122.20	-64.32	353	4	Peak	Vertical	
5	5825.00	117.06	73.14	43.92	122.20	-5.14	353	4	Peak	Vertical	
6	5835.00	58.39	14.38	44.01	115.36	-56.97	353	4	Peak	Vertical	
7	5862.00	56.99	12.97	44.02	108.84	-51.85	353	4	Peak	Vertical	
8	5916.00	58.12	13.94	44.18	74.84	-16.72	353	4	Peak	Vertical	
9	5928.00	57.99	13.77	44.22	68.20	-10.21	353	4	Peak	Vertical	

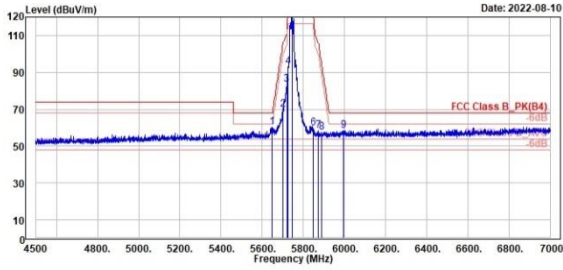
802.11ax HE20\_OFDM

CH 149 (Horizontal) Peak

CH 149 (Vertical) Peak



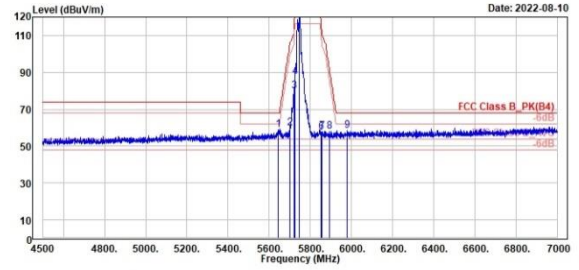
TÜV Rheinland Taiwan Ltd.  
No. 458-18, Sec. 2, Fenhiao, Linkou Dist., New Taipei City 244, Taiwan(R.O.C.)  
Tel: +886-2172-1000 Fax: +886-2172-1322



	Read	Limit	Over	APos	TPos	Remark	Pol/Phase	Note	
1	5647.50	60.33	16.91	43.42	68.20	-7.87	192	60 Peak	Horizontal
2	5700.00	69.87	26.21	43.66	105.20	-35.33	192	60 Peak	Horizontal
3	5719.50	83.29	39.61	43.68	110.66	-27.37	192	60 Peak	Horizontal
4	5724.00	93.12	49.43	43.69	119.92	-26.80	192	60 Peak	Horizontal
5	5745.00	123.45	79.75	43.70	122.20	1.25	192	60 Peak	Horizontal
6	5850.00	59.62	15.63	43.99	122.20	-62.58	192	60 Peak	Horizontal
7	5871.50	58.57	14.52	44.05	106.18	-47.61	192	60 Peak	Horizontal
8	5888.50	57.72	13.61	44.11	95.18	-37.46	192	60 Peak	Horizontal
9	5993.50	58.19	13.62	44.57	68.20	-10.01	192	60 Peak	Horizontal



TÜV Rheinland Taiwan Ltd.  
No. 458-18, Sec. 2, Fenhiao, Linkou Dist., New Taipei City 244, Taiwan(R.O.C.)  
Tel: +886-2172-1000 Fax: +886-2172-1322



	Read	Limit	Over	APos	TPos	Remark	Pol/Phase	Note	
1	5644.00	58.80	15.38	43.42	68.20	-9.40	346	10 Peak	Vertical
2	5699.50	59.74	16.08	43.66	104.83	-45.09	346	10 Peak	Vertical
3	5720.00	79.69	36.01	43.68	110.80	-31.11	346	10 Peak	Vertical
4	5725.00	87.74	44.05	43.69	122.20	-34.46	346	10 Peak	Vertical
5	5745.00	122.09	78.39	43.70	122.20	-0.11	346	10 Peak	Vertical
6	5852.00	57.61	13.62	43.99	117.64	-60.03	346	10 Peak	Vertical
7	5858.00	58.11	14.09	44.02	109.96	-51.85	346	10 Peak	Vertical
8	5895.00	57.83	13.71	44.12	90.36	-32.53	346	10 Peak	Vertical
9	5978.00	58.49	14.02	44.47	68.20	-9.71	346	10 Peak	Vertical

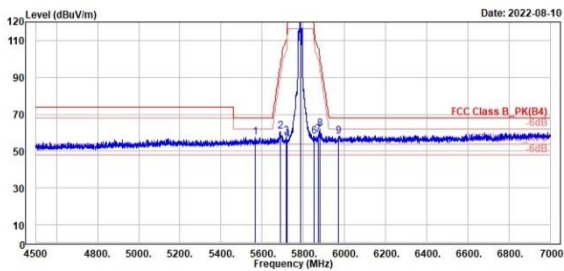
802.11ax HE20\_OFDM

CH 157 (Horizontal) Peak

CH 157 (Vertical) Peak



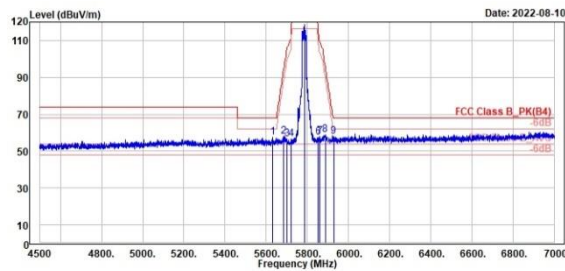
TÜV Rheinland Taiwan Ltd.  
No. 458-18, Sec. 2, Fenliao, Linkou Dist., New Taipei City 244, Taiwan(R.O.C.)  
Tel: +886-2172-1000 Fax: +886-2172-1322



Peak	Freq MHz	Level dBuV/m	Read Level Factor dBuV	Limit Line dB/m	Over Limit dBuV/m	APos dB	TPos cm	Remark	Pol/Phase	Note
1	5565.50	57.37	13.95	43.42	68.20	-10.83	186	61 Peak	Horizontal	
2	5688.00	60.91	17.31	43.60	96.35	-35.44	186	61 Peak	Horizontal	
3	5716.50	57.93	14.25	43.68	109.82	-51.89	186	61 Peak	Horizontal	
4	5728.50	56.27	12.59	43.68	111.94	-55.67	186	61 Peak	Horizontal	
5	5785.00	123.55	79.74	43.81	122.20	-1.35	186	61 Peak	Horizontal	
6	5852.00	57.01	13.82	43.99	117.64	-59.83	186	61 Peak	Horizontal	
7	5874.50	58.80	14.74	44.06	105.34	-46.54	186	61 Peak	Horizontal	
8	5879.50	61.84	17.76	44.08	101.86	-40.02	186	61 Peak	Horizontal	
9	5972.50	58.02	13.59	44.43	68.20	-10.18	186	61 Peak	Horizontal	



TÜV Rheinland Taiwan Ltd.  
No. 458-18, Sec. 2, Fenliao, Linkou Dist., New Taipei City 244, Taiwan(R.O.C.)  
Tel: +886-2172-1000 Fax: +886-2172-1322



Peak	Freq MHz	Level dBuV/m	Read Level Factor dBuV	Limit Line dB/m	Over Limit dBuV/m	APos dB	TPos cm	Remark	Pol/Phase	Note
1	5633.00	57.27	13.86	43.41	68.20	-10.93	326	18 Peak	Vertical	
2	5686.50	58.15	14.55	43.60	95.24	-37.09	326	18 Peak	Vertical	
3	5708.50	56.47	12.80	43.67	105.34	-48.87	326	18 Peak	Vertical	
4	5728.00	56.41	12.73	43.68	110.80	-54.39	326	18 Peak	Vertical	
5	5785.00	118.58	74.77	43.81	122.20	-3.62	326	18 Peak	Vertical	
6	5853.00	57.69	13.68	44.01	115.36	-57.67	326	18 Peak	Vertical	
7	5859.00	58.00	13.98	44.02	109.68	-51.68	326	18 Peak	Vertical	
8	5887.00	58.90	14.81	44.09	96.29	-37.39	326	18 Peak	Vertical	
9	5928.00	57.72	13.50	44.22	68.20	-10.48	326	18 Peak	Vertical	

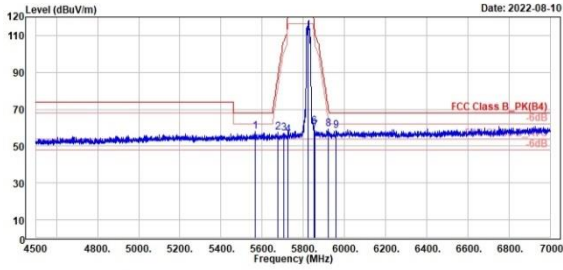
802.11ax HE20\_OFDM

CH 165 (Horizontal) Peak

CH 165 (Vertical) Peak



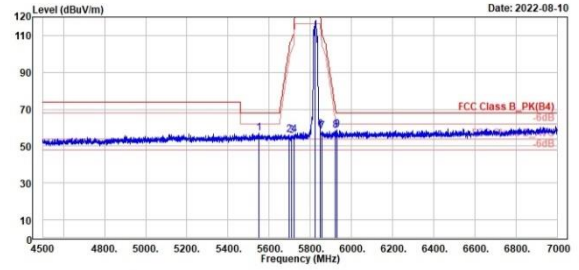
TUV Rheinland Taiwan Ltd.  
No. 458-18, Sec. 2, Fenliao, Linkou Dist., New Taipei City 244, Taiwan(R.O.C.)  
Tel: +886-2172-1000 Fax: +886-2172-1322



Read	Limit	Over	Apos	TPos	Remark	Pol/Phase	Note			
Level	Line	Limit	cm	deg						
Factor	dB/m	dB								
dBuV	dB/m	dBuV/m	cm	deg						
1	5567.50	57.91	14.49	43.42	68.20	-10.29	100	295 Peak	Horizontal	
2	5676.50	57.51	13.95	43.56	87.85	-30.34	100	295 Peak	Horizontal	
3	5706.50	56.90	13.23	43.67	107.02	-50.12	100	295 Peak	Horizontal	
4	5725.00	56.11	12.42	43.69	122.20	-66.09	100	295 Peak	Horizontal	
5	5825.00	118.21	74.29	43.92	122.20	-3.99	100	295 Peak	Horizontal	
6	5852.00	68.53	16.54	43.99	117.64	-57.11	100	295 Peak	Horizontal	
7	5857.50	58.20	14.19	44.01	110.10	-51.90	100	295 Peak	Horizontal	
8	5922.00	59.21	15.02	44.19	70.41	-11.20	100	295 Peak	Horizontal	
9	5959.00	58.27	13.93	44.34	68.20	-9.93	100	295 Peak	Horizontal	



TUV Rheinland Taiwan Ltd.  
No. 458-18, Sec. 2, Fenliao, Linkou Dist., New Taipei City 244, Taiwan(R.O.C.)  
Tel: +886-2172-1000 Fax: +886-2172-1322



Read	Limit	Over	Apos	TPos	Remark	Pol/Phase	Note			
Level	Line	Limit	cm	deg						
Factor	dB/m	dB								
dBuV	dB/m	dBuV/m	cm	deg						
1	5551.50	56.89	13.45	43.44	68.20	-11.31	368	13 Peak	Vertical	
2	5697.50	56.34	12.69	43.65	103.36	-47.02	368	13 Peak	Vertical	
3	5707.50	55.76	12.09	43.67	107.30	-51.54	368	13 Peak	Vertical	
4	5723.00	55.90	12.22	43.68	117.64	-61.74	368	13 Peak	Vertical	
5	5825.00	118.38	74.46	43.92	122.20	-3.82	368	13 Peak	Vertical	
6	5850.00	56.73	14.74	43.99	122.20	-63.47	368	13 Peak	Vertical	
7	5858.00	58.12	14.10	44.02	109.96	-51.84	368	13 Peak	Vertical	
8	5923.00	58.57	14.37	44.20	69.67	-11.10	368	13 Peak	Vertical	
9	5931.00	58.94	14.72	44.22	68.20	-9.26	368	13 Peak	Vertical	

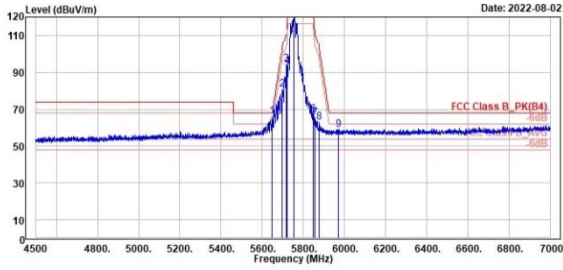
802.11ax HE40\_OFDM

CH 151 (Horizontal) Peak

CH 151 (Vertical) Peak



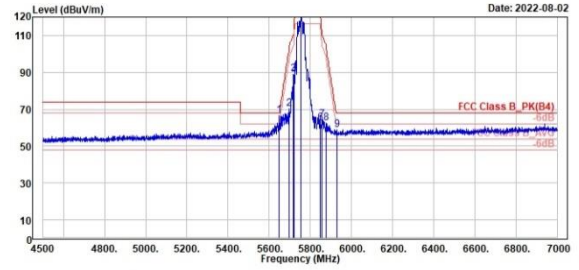
TUV Rheinland Taiwan Ltd.  
No. 458-18, Sec. 2, Fenliao, Linkou Dist., New Taipei City 244, Taiwan(R.O.C.)  
Tel: +886-2172-1000 Fax: +886-2172-1322



Read	Limit	Over	APos	TPos	Remark	Pol/Phase	Note	
Level	Line	Limit	cm	deg				
Factor	dB/m	dB						
dBuV	dB/m	dBuV/m	cm	deg				
1   5646.50	66.07	22.65	43.42	68.20	-2.13	145	39 Peak	Horizontal
2   5695.00	80.54	36.89	43.65	103.73	-23.19	145	39 Peak	Horizontal
3   5719.00	94.29	50.61	43.68	110.52	-16.23	145	39 Peak	Horizontal
4   5720.00	92.96	49.28	43.68	110.00	-17.84	145	39 Peak	Horizontal
5   5755.00	120.98	77.26	43.72	122.20	-1.22	145	39 Peak	Horizontal
6   5850.00	66.96	22.97	43.99	122.20	-55.24	145	39 Peak	Horizontal
7   5855.50	65.27	21.26	44.01	110.38	-45.11	145	39 Peak	Horizontal
8   5875.50	62.91	18.83	44.08	102.60	-39.69	145	39 Peak	Horizontal
9   5971.50	58.81	14.38	44.43	68.20	-9.39	145	39 Peak	Horizontal



TUV Rheinland Taiwan Ltd.  
No. 458-18, Sec. 2, Fenliao, Linkou Dist., New Taipei City 244, Taiwan(R.O.C.)  
Tel: +886-2172-1000 Fax: +886-2172-1322



Read	Limit	Over	APos	TPos	Remark	Pol/Phase	Note	
Level	Line	Limit	cm	deg				
Factor	dB/m	dB						
dBuV	dB/m	dBuV/m	cm	deg				
1   5647.50	66.62	23.20	43.42	68.20	-1.58	344	9 Peak	Vertical
2   5695.50	70.28	26.64	43.64	101.88	-31.60	344	9 Peak	Vertical
3   5718.50	89.06	45.38	43.68	110.38	-21.32	344	9 Peak	Vertical
4   5721.50	88.45	44.77	43.68	114.22	-25.77	344	9 Peak	Vertical
5   5755.00	120.86	77.14	43.72	122.20	-1.34	344	9 Peak	Vertical
6   5850.00	62.49	18.50	43.99	122.20	-59.71	344	9 Peak	Vertical
7   5855.50	64.15	20.14	44.01	110.66	-46.51	344	9 Peak	Vertical
8   5877.00	62.30	18.23	44.07	103.71	-41.41	344	9 Peak	Vertical
9   5931.00	59.08	14.86	44.22	68.20	-9.12	344	9 Peak	Vertical

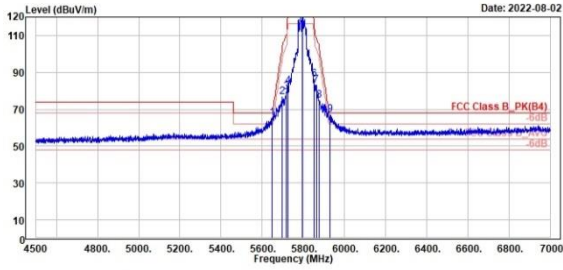
802.11ax HE40\_OFDM

CH 159 (Horizontal) Peak

CH 159 (Vertical) Peak



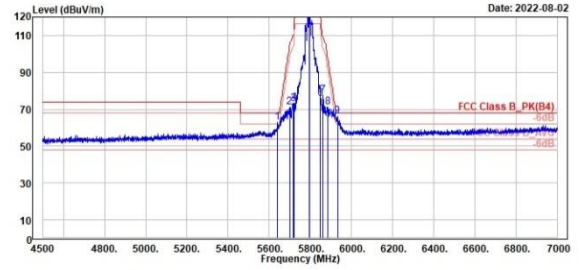
TÜV Rheinland Taiwan Ltd.  
No. 458-18, Sec. 2, Fenhiao, Linkou Dist., New Taipei City 244, Taiwan(R.O.C.)  
Tel: +886-2172-1000 Fax: +886-2172-1322



Read	Limit	Over	APos	TPos	Remark	Pol/Phase	Note
Level	Line	Limit	cm	deg			
Factor	dB/m	dB					
dBuV	dB/m	dBuV/m	cm	deg			
1   5647.50	65.26	21.84	43.42	68.20	-2.94	193	303 Peak Horizontal
2   5698.00	76.62	32.97	43.65	103.73	-27.11	193	303 Peak Horizontal
3   5718.50	79.20	35.52	43.68	110.38	-31.18	193	303 Peak Horizontal
4   5724.00	82.55	38.86	43.69	119.92	-37.37	193	303 Peak Horizontal
5 *   5795.00	122.69	70.85	43.84	122.28	0.49	193	303 Peak Horizontal
6   5851.50	86.39	42.40	43.99	118.78	-32.39	193	303 Peak Horizontal
7   5862.50	83.25	39.22	44.03	108.70	-25.45	193	303 Peak Horizontal
8   5875.00	74.85	30.79	44.06	105.20	-30.35	193	303 Peak Horizontal
9   5929.50	67.09	22.87	44.22	68.20	-1.11	193	303 Peak Horizontal



TÜV Rheinland Taiwan Ltd.  
No. 458-18, Sec. 2, Fenhiao, Linkou Dist., New Taipei City 244, Taiwan(R.O.C.)  
Tel: +886-2172-1000 Fax: +886-2172-1322



Read	Limit	Over	APos	TPos	Remark	Pol/Phase	Note
Level	Line	Limit	cm	deg			
Factor	dB/m	dB					
dBuV	dB/m	dBuV/m	cm	deg			
1   5641.50	62.75	19.33	43.42	68.20	-5.45	338	10 Peak Vertical
2   5699.00	71.01	27.35	43.66	104.46	-33.45	338	10 Peak Vertical
3   5715.50	73.20	29.52	43.68	109.54	-36.34	338	10 Peak Vertical
4   5721.00	73.53	29.85	43.68	113.08	-39.55	338	10 Peak Vertical
5   5795.00	121.13	77.29	43.84	122.20	-1.07	338	10 Peak Vertical
6   5850.00	75.92	31.93	43.99	122.20	-46.28	338	10 Peak Vertical
7   5862.00	77.69	33.67	44.02	108.84	-31.15	338	10 Peak Vertical
8   5883.50	71.30	27.21	44.09	98.89	-27.59	338	10 Peak Vertical
9   5932.00	65.98	21.76	44.22	68.20	-2.22	338	10 Peak Vertical

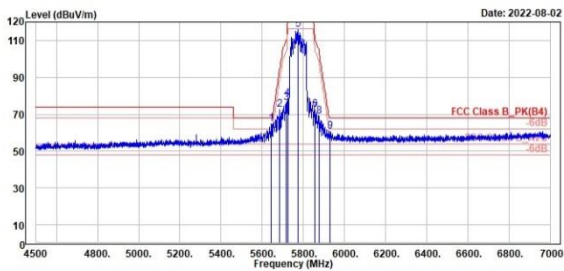
802.11ax HE80\_OFDM

CH 155 (Horizontal) Peak

CH 155 (Vertical) Peak



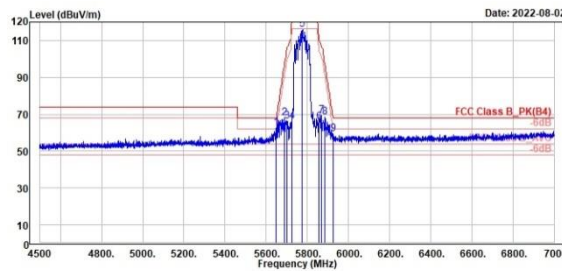
TÜV Rheinland Taiwan Ltd.  
No. 438-18, Sec. 2, Fenhiao, Linkou Dist., New Taipei City 244, Taiwan(R.O.C.)  
Tel: +886-2172-1000 Fax: +886-2172-1322



Read	Limit	Over	Apos	TPos	Remark	Pol/Phase	Note
Level	Line	Limit	cm	deg			
Factor	dB/m	dB					
dBuV	dB/m	dBuV/m	cm	deg			
1   5645.50	64.87	21.45	43.42	68.20	-3.33	190	66 Peak Horizontal
2   5683.50	72.73	29.15	43.58	93.03	-20.30	190	66 Peak Horizontal
3   5715.50	76.34	32.66	43.68	109.54	-33.20	190	66 Peak Horizontal
4   5723.50	78.54	34.86	43.68	118.78	-40.24	190	66 Peak Horizontal
5   5775.00	115.76	71.98	43.78	122.20	-6.44	190	66 Peak Horizontal
6   5854.50	72.36	28.35	44.01	111.54	-39.58	190	66 Peak Horizontal
7   5855.00	71.25	27.24	44.01	110.80	-39.55	190	66 Peak Horizontal
8   5876.00	69.04	24.98	44.06	104.46	-35.42	190	66 Peak Horizontal
9   5931.50	68.52	16.30	44.22	68.20	-7.68	190	66 Peak Horizontal



TÜV Rheinland Taiwan Ltd.  
No. 438-18, Sec. 2, Fenhiao, Linkou Dist., New Taipei City 244, Taiwan(R.O.C.)  
Tel: +886-2172-1000 Fax: +886-2172-1322



Read	Limit	Over	Apos	TPos	Remark	Pol/Phase	Note
Level	Line	Limit	cm	deg			
Factor	dB/m	dB					
dBuV	dB/m	dBuV/m	cm	deg			
1   5646.50	62.42	19.00	43.42	68.20	-5.78	342	9 Peak Vertical
2   5687.50	68.01	24.41	43.60	95.98	-27.97	342	9 Peak Vertical
3   5700.00	66.36	22.70	43.66	105.20	-38.84	342	9 Peak Vertical
4   5725.00	66.37	22.68	43.69	122.20	-55.83	342	9 Peak Vertical
5   5775.00	116.03	72.25	43.78	122.20	-6.17	342	9 Peak Vertical
6   5855.00	65.51	21.60	44.01	110.80	-45.19	342	9 Peak Vertical
7   5868.00	69.22	25.17	44.05	107.16	-37.94	342	9 Peak Vertical
8   5886.00	68.41	24.32	44.09	97.03	-28.62	342	9 Peak Vertical
9   5927.00	59.52	15.31	44.21	68.20	-8.68	342	9 Peak Vertical

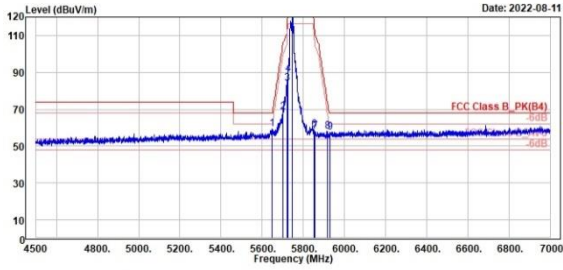
802.11ax HE20\_OFDMA

CH 149 (Horizontal) Peak

CH 149 (Vertical) Peak



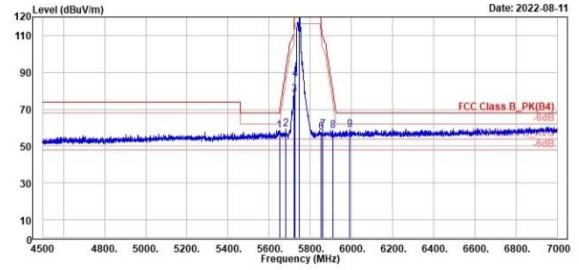
TUV Rheinland Taiwan Ltd.  
No. 438-18, Sec. 2, Fenhiao, Linkou Dist., New Taipei City 244, Taiwan(R.O.C.)  
Tel: +886-2172-1000 Fax: +886-2172-1322



Peak	Freq	Level	Read	Limit	Over	APos	TPos	Remark	Pol/Phase	Note
	MHz	dBuV/m	dBuV	dB/m	dBuV/m	dB	cm	deg		
1	5649.00	59.44	16.02	43.42	68.20	-8.76	185	44 Peak	Horizontal	
2	5708.00	68.48	24.82	43.66	185.20	-36.72	185	44 Peak	Horizontal	
3	5728.00	83.84	40.16	43.68	110.80	-26.96	185	44 Peak	Horizontal	
4	5724.50	88.77	45.08	43.69	121.06	-32.29	185	44 Peak	Horizontal	
5	5745.00	121.33	77.63	43.70	122.20	-0.87	185	44 Peak	Horizontal	
6	5852.50	59.02	15.02	44.00	116.50	-57.48	185	44 Peak	Horizontal	
7	5857.50	57.75	13.74	44.01	110.10	-52.35	185	44 Peak	Horizontal	
8	5917.00	57.87	13.69	44.18	74.10	-16.23	185	44 Peak	Horizontal	
9	5931.00	57.57	13.35	44.22	68.20	-10.63	185	44 Peak	Horizontal	



TUV Rheinland Taiwan Ltd.  
No. 438-18, Sec. 2, Fenhiao, Linkou Dist., New Taipei City 244, Taiwan(R.O.C.)  
Tel: +886-2172-1000 Fax: +886-2172-1322



Peak	Freq	Level	Read	Limit	Over	APos	TPos	Remark	Pol/Phase	Note
	MHz	dBuV/m	dBuV	dB/m	dBuV/m	dB	cm	deg		
1	5650.00	58.25	14.83	43.42	68.20	-9.95	345	16 Peak	Vertical	
2	5679.50	59.24	15.67	43.57	90.07	-30.83	345	16 Peak	Vertical	
3	5720.00	78.17	34.49	43.68	110.80	-32.63	345	16 Peak	Vertical	
4	5725.00	86.26	42.57	43.69	122.20	-35.94	345	16 Peak	Vertical	
5	5745.00	121.41	77.71	43.70	122.20	-0.79	345	16 Peak	Vertical	
6	5853.50	57.36	13.35	44.01	114.22	-56.86	345	16 Peak	Vertical	
7	5859.00	58.79	14.77	44.02	109.68	-50.89	345	16 Peak	Vertical	
8	5909.50	58.60	14.44	44.16	79.64	-21.04	345	16 Peak	Vertical	
9	5992.00	58.69	14.13	44.56	68.20	-9.51	345	16 Peak	Vertical	