

Appendix B: Test Results of Radiation Spurious Emissions & Mains

Conducted Emission

<Adapter Mode>

Band Edges, 5.35GHz

U-NII-2A

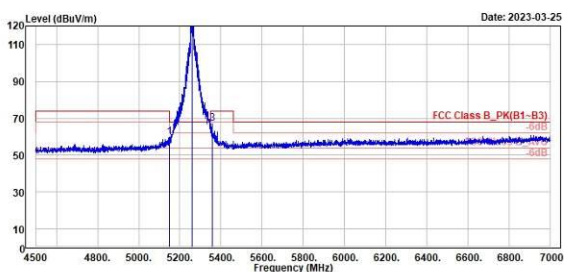
802.11a

CH 52 (Horizontal) Peak

CH 52 (Vertical) Peak



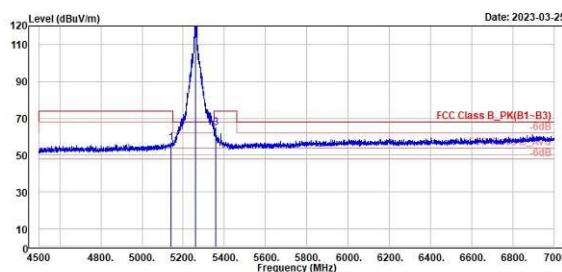
TUV Rheinland Taiwan Ltd.
No. 458-18, Sec 2, Fenhiao, Linkou Dist., New Taipei City 244, Taiwan(R.O.C.)
Tel: +886-2172-1000 Fax: +886-2172-1322



1	2	3	Read Level	Level Factor	Limit Line	Over Limit	APos	TPos	Remark	Pol/Phase	Note
MHz	dBuV/m	dBuV	dB/m	dBuV/m	dB	cm	deg				
5149.500	59.82	16.92	42.90	74.00	-14.18	178	47	Peak	Horizontal		
5260.000	125.33	82.36	42.97	68.20	57.13	178	47	Peak	Horizontal		
5357.000	67.11	24.11	43.00	74.00	-6.89	178	47	Peak	Horizontal		



TUV Rheinland Taiwan Ltd.
No. 458-18, Sec 2, Fenhiao, Linkou Dist., New Taipei City 244, Taiwan(R.O.C.)
Tel: +886-2172-1000 Fax: +886-2172-1322



1	2	3	Read Level	Level Factor	Limit Line	Over Limit	APos	TPos	Remark	Pol/Phase	Note
MHz	dBuV/m	dBuV	dB/m	dBuV/m	dB	cm	deg				
5141.500	56.65	13.81	42.84	74.00	-17.35	112	16	Peak	Vertical		
5260.000	122.02	79.05	42.97	68.20	53.82	112	16	Peak	Vertical		
5357.500	64.58	21.58	43.00	74.00	-9.42	112	16	Peak	Vertical		

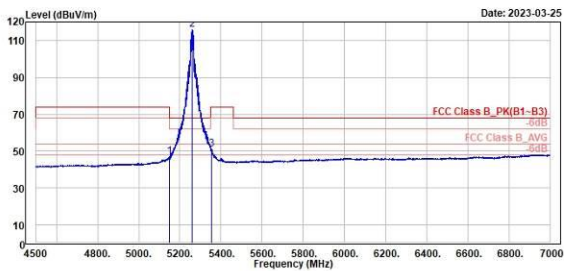
802.11a

CH 52 (Horizontal) Average

CH 52 (Vertical) Average



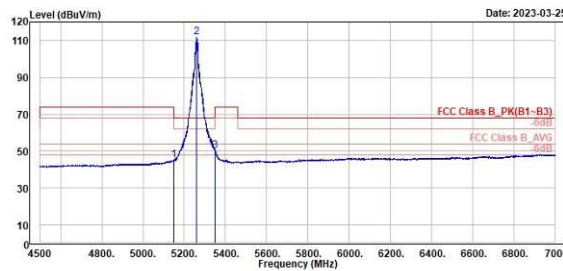
TUV Rheinland Taiwan Ltd.
No. 458-18, Sec 2, Fenhiao, Linkou Dist., New Taipei City 244, Taiwan(R.O.C.)
Tel: +886-2172-1000 Fax: +886-2172-1322



1	2	3	Read Level	Level Factor	Limit Line	Over Limit	APos	TPos	Remark	Pol/Phase	Note
MHz	dBuV/m	dBuV	dB/m	dBuV/m	dB	cm	deg				
5150.000	47.96	4.16	42.90	54.00	-6.94	178	47	Average	Horizontal		
5260.000	115.82	72.85	42.97	54.00	61.82	178	47	Average	Horizontal		
5353.000	51.17	8.19	42.98	54.00	-2.83	178	47	Average	Horizontal		



TUV Rheinland Taiwan Ltd.
No. 458-18, Sec 2, Fenhiao, Linkou Dist., New Taipei City 244, Taiwan(R.O.C.)
Tel: +886-2172-1000 Fax: +886-2172-1322



1	2	3	Read Level	Level Factor	Limit Line	Over Limit	APos	TPos	Remark	Pol/Phase	Note
MHz	dBuV/m	dBuV	dB/m	dBuV/m	dB	cm	deg				
5150.000	45.10	2.20	42.90	54.00	-8.90	112	16	Average	Vertical		
5260.000	111.60	68.63	42.97	54.00	57.60	112	16	Average	Vertical		
5351.000	50.05	7.08	42.97	54.00	-3.95	112	16	Average	Vertical		

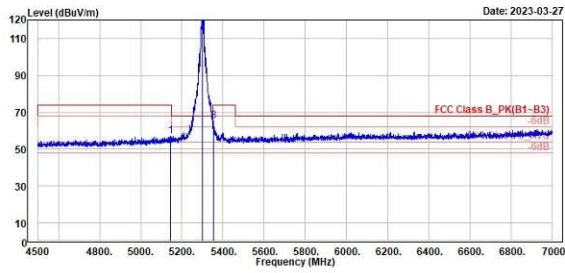
802.11a

CH 60 (Horizontal) Peak

CH 60 (Vertical) Peak



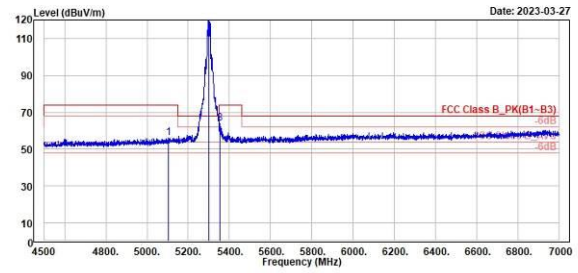
TUV Rheinland Taiwan Ltd.
No. 458-18, Sec 2, Fenhiao, Linkou Dist., New Taipei City 244, Taiwan(R.O.C.)
Tel: +886-2172-1000 Fax: +886-2172-1322



Peak	Freq (MHz)	Level (dBuV/m)	Read Level (dBuV)	Factor (dB/m)	Limit Line (dBuV/m)	Over Limit (dB)	APos (cm)	TPos (deg)	Remark	Pol/Phase	Note
1	5147.000	57.20	14.33	42.87	74.00	-16.80	197	57	Peak	Horizontal	
2	5300.000	123.66	80.74	42.92	68.20	55.46	197	57	Peak	Horizontal	
3	5354.500	65.41	22.42	42.99	74.00	-8.59	197	57	Peak	Horizontal	



TUV Rheinland Taiwan Ltd.
No. 458-18, Sec 2, Fenhiao, Linkou Dist., New Taipei City 244, Taiwan(R.O.C.)
Tel: +886-2172-1000 Fax: +886-2172-1322



Peak	Freq (MHz)	Level (dBuV/m)	Read Level (dBuV)	Factor (dB/m)	Limit Line (dBuV/m)	Over Limit (dB)	APos (cm)	TPos (deg)	Remark	Pol/Phase	Note
1	5104.000	56.15	13.57	42.58	74.00	-17.85	195	15	Peak	Vertical	
2	5300.000	120.14	77.22	42.92	68.20	51.94	195	15	Peak	Vertical	
3	5352.500	64.09	21.11	42.98	74.00	-9.91	195	15	Peak	Vertical	

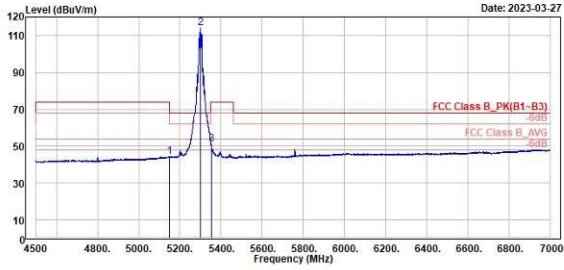
802.11a

CH 60 (Horizontal) Average

CH 60 (Vertical) Average



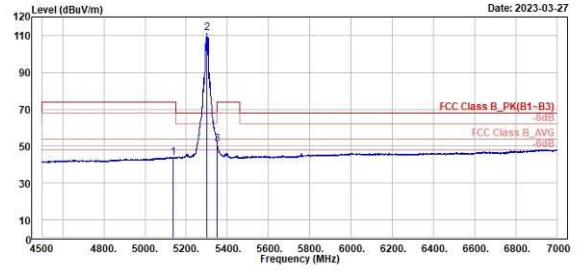
TUV Rheinland Taiwan Ltd.
No. 458-18, Sec 2, Fenhiao, Linkou Dist., New Taipei City 244, Taiwan(R.O.C.)
Tel: +886-2172-1000 Fax: +886-2172-1322



1	2	3	Read Level	Level Factor	Limit Line	Over Limit	APos	TPos	Remark	Pol/Phase	Note
MHz	dBuV/m	dBuV	dB/m	dBuV/m	dB	cm	deg				
5149.500	44.22	-1.32	42.90	54.00	-9.78	197	57	Average	Horizontal		
5300.000	114.11	71.19	42.92	54.00	60.11	197	57	Average	Horizontal		
5352.500	51.30	8.32	42.98	54.00	-2.70	197	57	Average	Horizontal		



TUV Rheinland Taiwan Ltd.
No. 458-18, Sec 2, Fenhiao, Linkou Dist., New Taipei City 244, Taiwan(R.O.C.)
Tel: +886-2172-1000 Fax: +886-2172-1322



1	2	3	Read Level	Level Factor	Limit Line	Over Limit	APos	TPos	Remark	Pol/Phase	Note
MHz	dBuV/m	dBuV	dB/m	dBuV/m	dB	cm	deg				
5136.000	43.87	1.06	42.81	54.00	-10.13	195	15	Average	Vertical		
5300.000	111.27	68.35	42.92	54.00	57.27	195	15	Average	Vertical		
5350.000	51.04	8.07	42.97	54.00	-2.96	195	15	Average	Vertical		

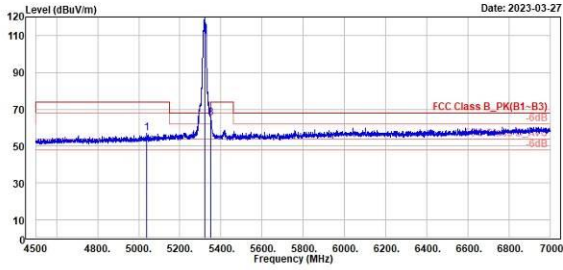
802.11a

CH 64 (Horizontal) Peak

CH 64 (Vertical) Peak



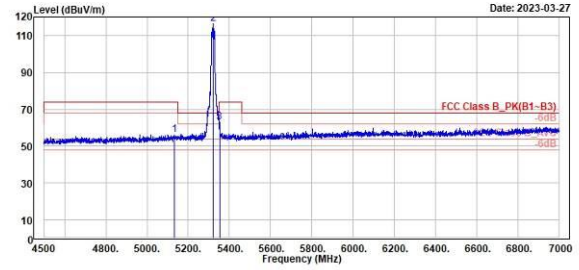
TUV Rheinland Taiwan Ltd.
No. 458-18, Sec 2, Fenhiao, Linkou Dist., New Taipei City 244, Taiwan(R.O.C.)
Tel: +886-2172-1000 Fax: +886-2172-1322



Peak	Freq	Level	Read	Limit	Over	APos	TPos	Remark	Pol/Phase	Note
	MHz	dBuV/m	dBuV	dB/m	dBuV/m	dB	cm	deg		
1	5040.500	56.97	14.39	42.58	74.00	-17.03	188	52 Peak	Horizontal	
2 *	5320.000	120.04	77.10	42.94	68.20	51.84	188	52 Peak	Horizontal	
3 †	5350.000	65.34	22.37	42.97	68.20	-2.86	188	52 Peak	Horizontal	



TUV Rheinland Taiwan Ltd.
No. 458-18, Sec 2, Fenhiao, Linkou Dist., New Taipei City 244, Taiwan(R.O.C.)
Tel: +886-2172-1000 Fax: +886-2172-1322



Peak	Freq	Level	Read	Limit	Over	APos	TPos	Remark	Pol/Phase	Note
	MHz	dBuV/m	dBuV	dB/m	dBuV/m	dB	cm	deg		
1	5134.500	56.19	13.40	42.79	74.00	-17.81	186	23 Peak	Vertical	
2 *	5320.000	116.51	73.57	42.94	68.20	48.31	186	23 Peak	Vertical	
3 †	5351.500	62.83	19.85	42.98	74.00	-11.17	186	23 Peak	Vertical	

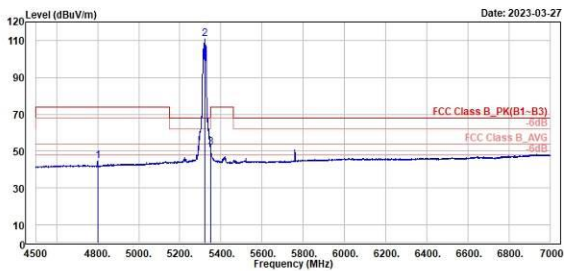
802.11a

CH 64 (Horizontal) Average

CH 64 (Vertical) Average



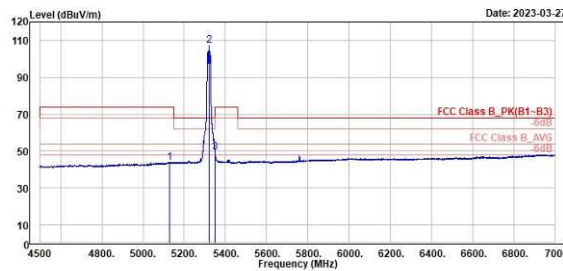
TÜV Rheinland Taiwan Ltd.
No. 458-18, Sec 2, Fenhiao, Linkou Dist., New Taipei City 244, Taiwan(R.O.C.)
Tel: +886-2172-1000 Fax: +886-2172-1322



	Read	Limit	Over	APos	TPos	Remark	Pol/Phase	Note
1	4800.000	44.57	2.57	42.00	54.00	-9.43	188	52 Average Horizontal
2	5320.000	110.74	67.88	42.94	54.00	56.74	188	52 Average Horizontal
3	5350.000	52.02	9.05	42.97	54.00	-1.98	188	52 Average Horizontal



TÜV Rheinland Taiwan Ltd.
No. 458-18, Sec 2, Fenhiao, Linkou Dist., New Taipei City 244, Taiwan(R.O.C.)
Tel: +886-2172-1000 Fax: +886-2172-1322



	Read	Limit	Over	APos	TPos	Remark	Pol/Phase	Note
1	5120.000	43.88	1.13	42.75	54.00	-10.12	186	23 Average Vertical
2	5320.000	107.22	64.28	42.94	54.00	53.22	186	23 Average Vertical
3	5350.000	49.16	6.19	42.97	54.00	-4.84	186	23 Average Vertical

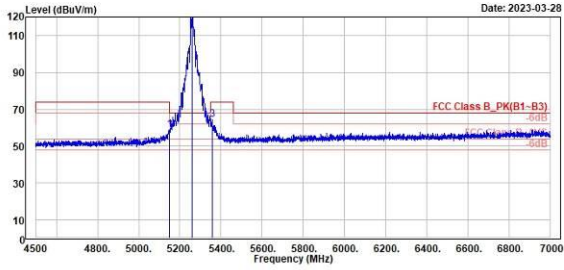
802.11ax HE20

CH 52 (Horizontal) Peak

CH 52 (Vertical) Peak



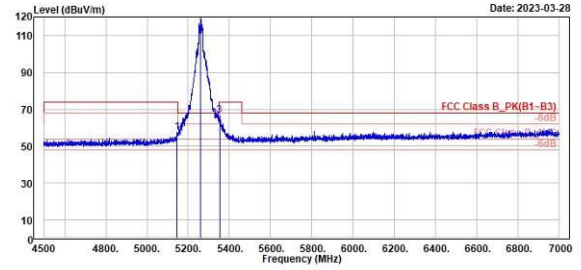
TUV Rheinland Taiwan Ltd.
No. 458-18, Sec 2, Fenhiao, Linkou Dist., New Taipei City 244, Taiwan(R.O.C.)
Tel: +886-2172-1000 Fax: +886-2172-1322



Peak	Freq	Level	Read Level	Factor	Limit Line	Over Limit	APos	TPos	Remark	Pol/Phase	Note
	MHz	dBuV/m	dBuV	dB/m	dBuV/m	dB	cm	deg			
1	5149.500	58.75	17.32	41.43	74.00	-15.25	188	57	Peak	Horizontal	
2 *	5260.000	121.73	80.05	41.68	68.20	53.53	188	57	Peak	Horizontal	
3	5357.000	64.50	22.64	41.86	74.00	-9.50	188	57	Peak	Horizontal	



TUV Rheinland Taiwan Ltd.
No. 458-18, Sec 2, Fenhiao, Linkou Dist., New Taipei City 244, Taiwan(R.O.C.)
Tel: +886-2172-1000 Fax: +886-2172-1322



Peak	Freq	Level	Read Level	Factor	Limit Line	Over Limit	APos	TPos	Remark	Pol/Phase	Note
	MHz	dBuV/m	dBuV	dB/m	dBuV/m	dB	cm	deg			
1	5144.500	57.62	16.20	41.42	74.00	-16.38	100	18	Peak	Vertical	
2 *	5260.000	120.06	78.38	41.68	68.20	51.86	100	18	Peak	Vertical	
3	5351.500	66.57	24.79	41.78	74.00	-7.43	100	18	Peak	Vertical	

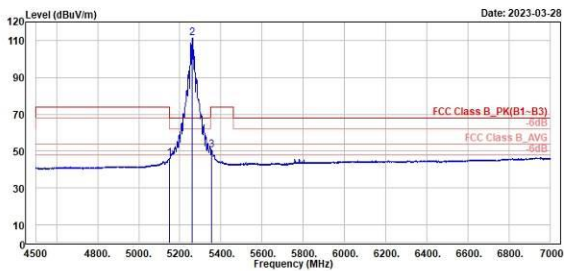
802.11ax HE20

CH 52 (Horizontal) Average

CH 52 (Vertical) Average



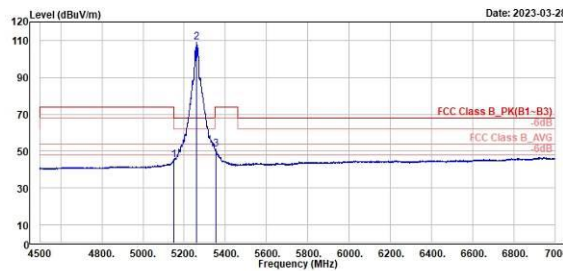
TUV Rheinland Taiwan Ltd.
No. 458-18, Sec 2, Fenhiao, Linkou Dist., New Taipei City 244, Taiwan(R.O.C.)
Tel: +886-2172-1000 Fax: +886-2172-1322



1	2	3	Read Level	Level Factor	Limit Line	Over Limit	APos	TPos	Remark	Pol/Phase	Note
MHz	dBuV/m	dBuV	dB/m	dBuV/m	dB	cm	deg				
1	5150.000	45.99	4.56	41.43	54.00	-8.01	188	57	Average	Horizontal	
2	* 5260.000	111.26	69.58	41.68	54.00	57.26	188	57	Average	Horizontal	
3	! 5354.500	50.46	8.64	41.82	54.00	-3.54	188	57	Average	Horizontal	



TUV Rheinland Taiwan Ltd.
No. 458-18, Sec 2, Fenhiao, Linkou Dist., New Taipei City 244, Taiwan(R.O.C.)
Tel: +886-2172-1000 Fax: +886-2172-1322



1	2	3	Read Level	Level Factor	Limit Line	Over Limit	APos	TPos	Remark	Pol/Phase	Note
MHz	dBuV/m	dBuV	dB/m	dBuV/m	dB	cm	deg				
1	5150.000	45.24	3.81	41.43	54.00	-8.76	100	18	Average	Vertical	
2	* 5260.000	108.85	67.17	41.68	54.00	54.85	100	18	Average	Vertical	
3	! 5352.500	51.10	9.31	41.79	54.00	-2.90	100	18	Average	Vertical	

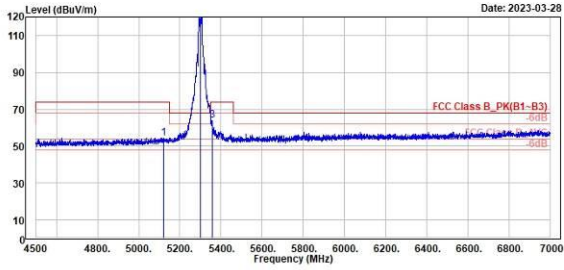
802.11ax HE20

CH 60 (Horizontal) Peak

CH 60 (Vertical) Peak



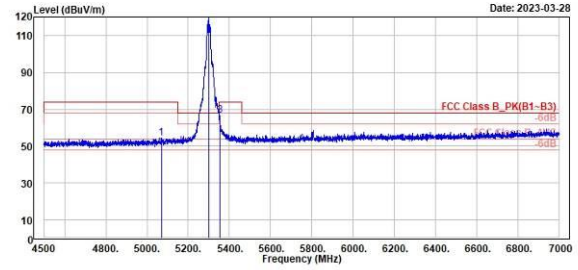
TUV Rheinland Taiwan Ltd.
No. 458-18, Sec 2, Fenhiao, Linkou Dist., New Taipei City 244, Taiwan(R.O.C.)
Tel: +886-2172-1000 Fax: +886-2172-1322



Peak	Freq (MHz)	Level (dBuV/m)	Read Level (dBuV)	Factor (dB/m)	Limit Line (dBuV/m)	Over Limit (dB)	APos (cm)	TPos (deg)	Remark	Pol/Phase	Note
1	5119.000	54.49	13.14	41.35	74.00	-19.51	165	48	Peak	Horizontal	
2 *	5300.000	122.06	80.03	42.03	68.20	53.86	165	48	Peak	Horizontal	
3	5356.500	64.08	22.23	41.85	74.00	-9.92	165	48	Peak	Horizontal	



TUV Rheinland Taiwan Ltd.
No. 458-18, Sec 2, Fenhiao, Linkou Dist., New Taipei City 244, Taiwan(R.O.C.)
Tel: +886-2172-1000 Fax: +886-2172-1322



Peak	Freq (MHz)	Level (dBuV/m)	Read Level (dBuV)	Factor (dB/m)	Limit Line (dBuV/m)	Over Limit (dB)	APos (cm)	TPos (deg)	Remark	Pol/Phase	Note
1	5069.500	54.47	13.19	41.28	74.00	-19.53	100	21	Peak	Vertical	
2 *	5300.000	119.48	77.45	42.03	68.20	51.28	100	21	Peak	Vertical	
3	5352.000	66.60	24.81	41.79	74.00	-7.40	100	21	Peak	Vertical	

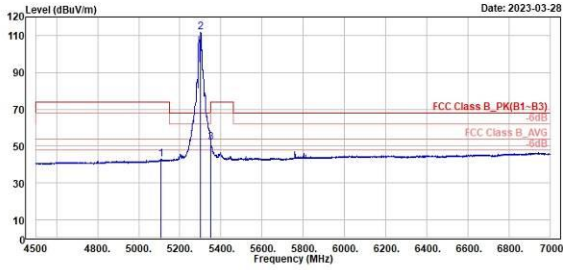
802.11ax HE20

CH 60 (Horizontal) Average

CH 60 (Vertical) Average



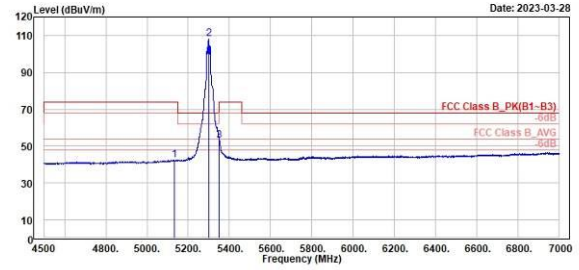
TUV Rheinland Taiwan Ltd.
No. 458-18, Sec 2, Fenhiao, Linkou Dist., New Taipei City 244, Taiwan(R.O.C.)
Tel: +886-2172-1000 Fax: +886-2172-1322



1	2	3	Read Level	Level Factor	Limit Line	Over Limit	APos	TPos	Remark	Pol/Phase	Note
MHz	dBuV/m	dBuV	dB/m	dBuV/m	dB	cm	deg				
5100.000	42.82	1.49	41.33	54.00	-11.18	165	48	Average	Horizontal		
5300.000	111.90	69.87	42.03	54.00	57.90	165	48	Average	Horizontal		
5350.000	51.98	10.22	41.76	54.00	-2.02	165	48	Average	Horizontal		



TUV Rheinland Taiwan Ltd.
No. 458-18, Sec 2, Fenhiao, Linkou Dist., New Taipei City 244, Taiwan(R.O.C.)
Tel: +886-2172-1000 Fax: +886-2172-1322



1	2	3	Read Level	Level Factor	Limit Line	Over Limit	APos	TPos	Remark	Pol/Phase	Note
MHz	dBuV/m	dBuV	dB/m	dBuV/m	dB	cm	deg				
5132.500	42.57	1.19	41.38	54.00	-11.43	100	21	Average	Vertical		
5300.000	108.32	66.29	42.03	54.00	54.32	100	21	Average	Vertical		
5350.000	52.99	11.23	41.76	54.00	-1.01	100	21	Average	Vertical		

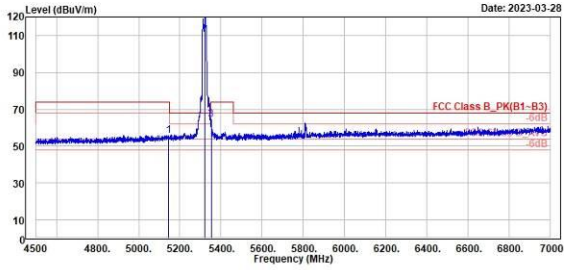
802.11ax HE20

CH 64 (Horizontal) Peak

CH 64 (Vertical) Peak



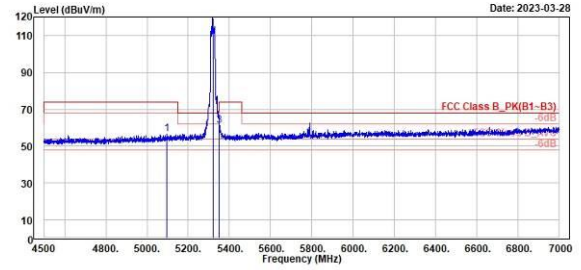
TUV Rheinland Taiwan Ltd.
No. 458-18, Sec 2, Fenhiao, Linkou Dist., New Taipei City 244, Taiwan(R.O.C.)
Tel: +886-2172-1000 Fax: +886-2172-1322



Peak	Freq (MHz)	Level (dBuV/m)	Read Level (dBuV)	Factor (dB/m)	Limit Line (dBuV/m)	Over Limit (dB)	APos (cm)	TPos (deg)	Remark	Pol/Phase	Note
1	5145.500	55.85	12.99	42.86	74.00	-18.15	208	49	Peak	Horizontal	
2	5320.000	120.92	77.98	42.94	68.20	52.72	208	49	Peak	Horizontal	
3	5351.500	64.44	21.46	42.98	74.00	-9.56	208	49	Peak	Horizontal	



TUV Rheinland Taiwan Ltd.
No. 458-18, Sec 2, Fenhiao, Linkou Dist., New Taipei City 244, Taiwan(R.O.C.)
Tel: +886-2172-1000 Fax: +886-2172-1322



Peak	Freq (MHz)	Level (dBuV/m)	Read Level (dBuV)	Factor (dB/m)	Limit Line (dBuV/m)	Over Limit (dB)	APos (cm)	TPos (deg)	Remark	Pol/Phase	Note
1	5096.000	56.39	13.83	42.56	74.00	-17.61	115	19	Peak	Vertical	
2	5320.000	119.63	76.69	42.94	68.20	51.43	115	19	Peak	Vertical	
3	5350.000	61.18	18.21	42.97	68.20	-7.02	115	19	Peak	Vertical	

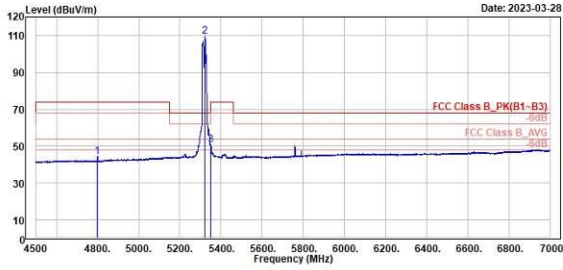
802.11ax HE20

CH 64 (Horizontal) Average

CH 64 (Vertical) Average



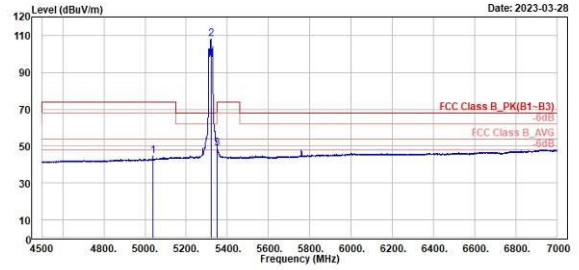
TUV Rheinland Taiwan Ltd.
No. 458-18, Sec 2, Fenhiao, Linkou Dist., New Taipei City 244, Taiwan(R.O.C.)
Tel: +886-2172-1000 Fax: +886-2172-1322



1	2	3	Read Level	Factor	Limit Line	Over Limit	APos	TPos	Remark	Pol/Phase	Note
MHz	dBuV/m	dBuV	dB/m	dBuV/m	dB	cm	deg				
4799.500	44.48	2.48	42.00	54.00	-9.52	208	49	Average	Horizontal		
5320.000	109.49	66.55	42.94	54.00	55.49	208	49	Average	Horizontal		
5350.000	50.84	7.87	42.97	54.00	-3.16	208	49	Average	Horizontal		



TUV Rheinland Taiwan Ltd.
No. 458-18, Sec 2, Fenhiao, Linkou Dist., New Taipei City 244, Taiwan(R.O.C.)
Tel: +886-2172-1000 Fax: +886-2172-1322



1	2	3	Read Level	Factor	Limit Line	Over Limit	APos	TPos	Remark	Pol/Phase	Note
MHz	dBuV/m	dBuV	dB/m	dBuV/m	dB	cm	deg				
5039.500	44.87	2.29	42.58	54.00	-9.13	115	19	Average	Vertical		
5320.000	108.12	65.18	42.94	54.00	54.12	115	19	Average	Vertical		
5350.000	48.79	5.82	42.97	54.00	-5.21	115	19	Average	Vertical		

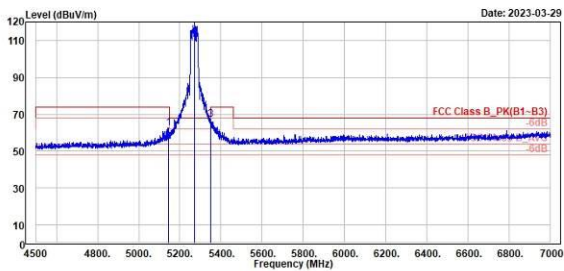
802.11ax HE40

CH 54 (Horizontal) Peak

CH 54 (Vertical) Peak



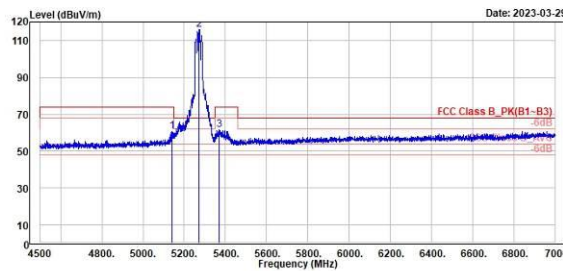
TUV Rheinland Taiwan Ltd.
No. 458-18, Sec 2, Fenhiao, Linkou Dist., New Taipei City 244, Taiwan(R.O.C.)
Tel: +886-2172-1000 Fax: +886-2172-1322



Peak	Freq	Level	Read Level	Factor	Limit	Over	APos	TPos	Remark	Pol/Phase	Note
	MHz	dBuV/m	dBuV	dB/m	dBuV/m	dB	cm	deg			
1	5146.000	62.69	19.82	42.87	74.00	-11.31	182	50	Peak	Horizontal	
2 *	5270.000	121.12	78.16	42.96	68.20	52.92	182	50	Peak	Horizontal	
3 †	5350.000	67.19	24.22	42.97	68.20	-1.01	182	50	Peak	Horizontal	



TUV Rheinland Taiwan Ltd.
No. 458-18, Sec 2, Fenhiao, Linkou Dist., New Taipei City 244, Taiwan(R.O.C.)
Tel: +886-2172-1000 Fax: +886-2172-1322



Peak	Freq	Level	Read Level	Factor	Limit	Over	APos	TPos	Remark	Pol/Phase	Note
	MHz	dBuV/m	dBuV	dB/m	dBuV/m	dB	cm	deg			
1	5142.000	60.87	18.03	42.84	74.00	-13.13	358	10	Peak	Vertical	
2 *	5270.000	115.97	73.01	42.96	68.20	47.77	358	10	Peak	Vertical	
3	5371.500	61.63	18.55	43.08	74.00	-12.37	358	10	Peak	Vertical	

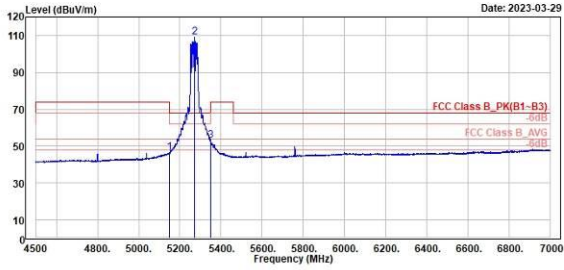
802.11ax HE40

CH 54 (Horizontal) Average

CH 54 (Vertical) Average



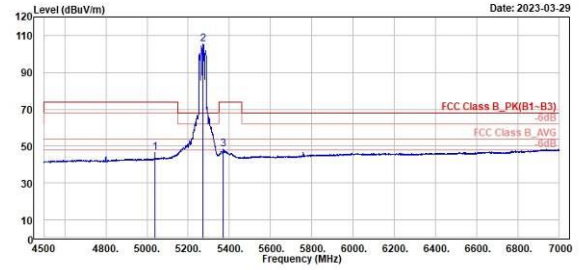
TUV Rheinland Taiwan Ltd.
No. 458-18, Sec 2, Fenhiao, Linkou Dist., New Taipei City 244, Taiwan(R.O.C.)
Tel: +886-2172-1000 Fax: +886-2172-1322



1	2	3	Read Level	Level Factor	Limit Line	Over Limit	APos	TPos	Remark	Pol/Phase	Note
MHz	dBuV/m	dBuV	dB/m	dBuV/m	dB	cm	deg				
1	5149.500	46.68	3.78	42.90	54.00	-7.32	182	50	Average	Horizontal	
2	* 5270.000	109.21	66.25	42.96	54.00	55.21	182	50	Average	Horizontal	
3	! 5350.000	52.87	9.90	42.97	54.00	-1.13	182	50	Average	Horizontal	



TUV Rheinland Taiwan Ltd.
No. 458-18, Sec 2, Fenhiao, Linkou Dist., New Taipei City 244, Taiwan(R.O.C.)
Tel: +886-2172-1000 Fax: +886-2172-1322



1	2	3	Read Level	Level Factor	Limit Line	Over Limit	APos	TPos	Remark	Pol/Phase	Note
MHz	dBuV/m	dBuV	dB/m	dBuV/m	dB	cm	deg				
1	5040.000	46.39	3.81	42.58	54.00	-7.61	358	10	Average	Vertical	
2	* 5270.000	105.22	62.26	42.96	54.00	51.22	358	10	Average	Vertical	
3	! 5371.500	48.28	5.20	43.08	54.00	-5.72	358	10	Average	Vertical	

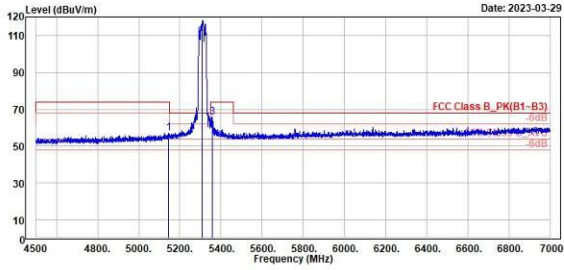
802.11ax HE40

CH 62 (Horizontal) Peak

CH 62 (Vertical) Peak



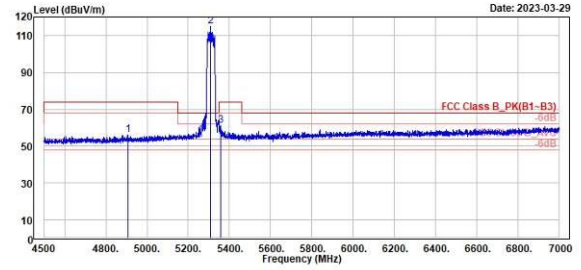
TUV Rheinland Taiwan Ltd.
No. 458-18, Sec 2, Fenhiao, Linkou Dist., New Taipei City 244, Taiwan(R.O.C.)
Tel: +886-2172-1000 Fax: +886-2172-1322



Peak	Freq (MHz)	Level (dBuV/m)	Read Level (dBuV)	Factor (dB/m)	Limit Line (dBuV/m)	Over Limit (dB)	APos (cm)	TPos (deg)	Remark	Pol/Phase	Note
1	5145.500	57.17	14.31	42.86	74.00	-16.83	188	51	Peak	Horizontal	
2	5310.000	118.04	75.11	42.93	68.20	49.84	188	51	Peak	Horizontal	
3	5356.000	65.60	22.61	42.99	74.00	-8.40	188	51	Peak	Horizontal	



TUV Rheinland Taiwan Ltd.
No. 458-18, Sec 2, Fenhiao, Linkou Dist., New Taipei City 244, Taiwan(R.O.C.)
Tel: +886-2172-1000 Fax: +886-2172-1322



Peak	Freq (MHz)	Level (dBuV/m)	Read Level (dBuV)	Factor (dB/m)	Limit Line (dBuV/m)	Over Limit (dB)	APos (cm)	TPos (deg)	Remark	Pol/Phase	Note
1	4906.000	56.17	14.06	42.11	74.00	-17.83	100	22	Peak	Vertical	
2	5310.000	115.15	72.22	42.93	68.20	46.95	100	22	Peak	Vertical	
3	5358.000	61.19	18.19	43.00	74.00	-12.81	100	22	Peak	Vertical	

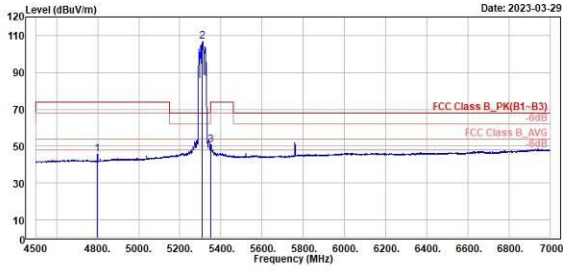
802.11ax HE40

CH 62 (Horizontal) Average

CH 62 (Vertical) Average



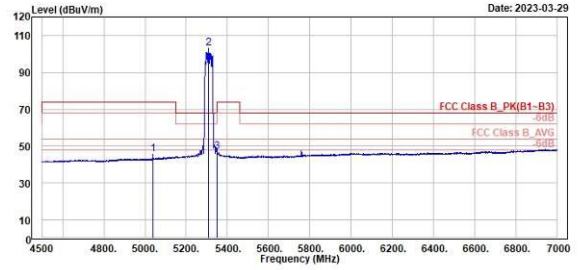
TUV Rheinland Taiwan Ltd.
No. 458-18, Sec 2, Fenhiao, Linkou Dist., New Taipei City 244, Taiwan(R.O.C.)
Tel: +886-2172-1000 Fax: +886-2172-1322



1	2	3	Read Level	Level Factor	Limit Line	Over Limit	APos	TPos	Remark	Pol/Phase	Note
MHz	dBuV/m	dBuV	dB/m	dBuV/m	dB	cm	deg				
4799.500	45.83	3.83	42.00	54.00	-8.17	188	51	Average	Horizontal		
5318.000	106.87	63.94	42.93	54.00	52.87	188	51	Average	Horizontal		
5350.500	50.81	7.84	42.97	54.00	-3.19	188	51	Average	Horizontal		



TUV Rheinland Taiwan Ltd.
No. 458-18, Sec 2, Fenhiao, Linkou Dist., New Taipei City 244, Taiwan(R.O.C.)
Tel: +886-2172-1000 Fax: +886-2172-1322



1	2	3	Read Level	Level Factor	Limit Line	Over Limit	APos	TPos	Remark	Pol/Phase	Note
MHz	dBuV/m	dBuV	dB/m	dBuV/m	dB	cm	deg				
5039.500	45.74	3.16	42.58	54.00	-8.26	100	22	Average	Vertical		
5318.000	103.02	60.09	42.93	54.00	49.02	100	22	Average	Vertical		
5350.500	47.17	4.20	42.97	54.00	-6.83	100	22	Average	Vertical		

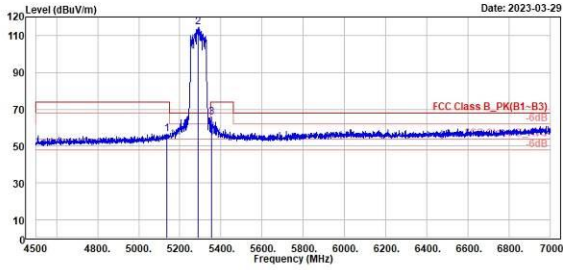
802.11ax HE80

CH 58 (Horizontal) Peak

CH 58 (Vertical) Peak



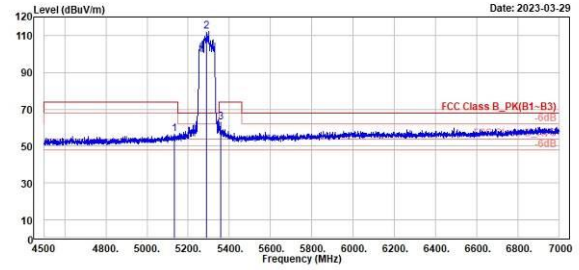
TUV Rheinland Taiwan Ltd.
No. 458-18, Sec 2, Fenhiao, Linkou Dist., New Taipei City 244, Taiwan(R.O.C.)
Tel: +886-2172-1000 Fax: +886-2172-1322



Peak	Freq	Level	Read Level	Factor	Limit	Over	APos	TPos	Remark	Pol/Phase	Note
	MHz	dBuV/m	dBuV	dB/m	dBuV/m	dB	cm	deg			
1	5137.500	56.66	13.85	42.81	74.00	-17.34	174	47	Peak	Horizontal	
2	5290.000	114.67	71.73	42.94	68.20	46.47	174	47	Peak	Horizontal	
3	5352.500	65.48	22.50	42.98	74.00	-8.52	174	47	Peak	Horizontal	



TUV Rheinland Taiwan Ltd.
No. 458-18, Sec 2, Fenhiao, Linkou Dist., New Taipei City 244, Taiwan(R.O.C.)
Tel: +886-2172-1000 Fax: +886-2172-1322



Peak	Freq	Level	Read Level	Factor	Limit	Over	APos	TPos	Remark	Pol/Phase	Note
	MHz	dBuV/m	dBuV	dB/m	dBuV/m	dB	cm	deg			
1	5131.000	56.38	13.61	42.77	74.00	-17.62	108	23	Peak	Vertical	
2	5290.000	112.05	69.11	42.94	68.20	43.85	108	23	Peak	Vertical	
3	5356.500	62.77	19.77	43.00	74.00	-11.23	108	23	Peak	Vertical	

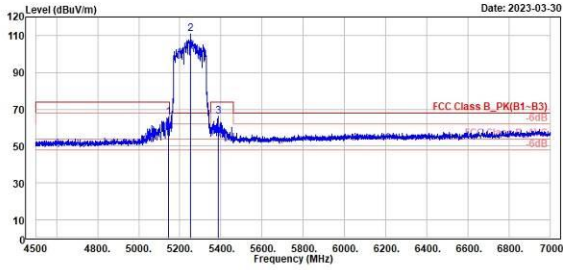
802.11ax HE160

CH 50 (Horizontal) Peak

CH 50 (Vertical) Peak



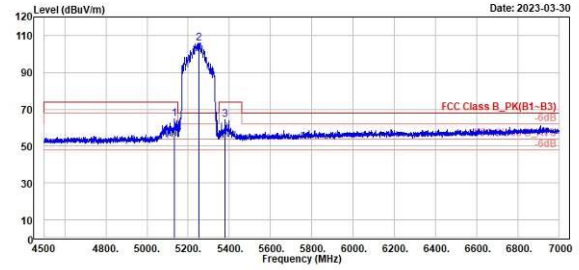
TUV Rheinland Taiwan Ltd.
No. 458-18, Sec 2, Fenhiao, Linkou Dist., New Taipei City 244, Taiwan(R.O.C.)
Tel: +886-2172-1000 Fax: +886-2172-1322



Peak	Freq	Level	Read Level	Factor	Limit Line	Over Limit	APos	TPos	Remark	Pol/Phase	Note
	MHz	dBuV/m	dBuV	dB/m	dBuV/m	dB	cm	deg			
1	5146.500	65.64	24.22	41.42	74.00	-8.36	169	48	Peak	Horizontal	
2	* 5250.000	111.06	69.47	41.59	68.20	42.86	169	48	Peak	Horizontal	
3	5386.500	66.06	23.77	42.29	74.00	-7.94	169	48	Peak	Horizontal	



TUV Rheinland Taiwan Ltd.
No. 458-18, Sec 2, Fenhiao, Linkou Dist., New Taipei City 244, Taiwan(R.O.C.)
Tel: +886-2172-1000 Fax: +886-2172-1322



Peak	Freq	Level	Read Level	Factor	Limit Line	Over Limit	APos	TPos	Remark	Pol/Phase	Note
	MHz	dBuV/m	dBuV	dB/m	dBuV/m	dB	cm	deg			
1	5133.500	64.58	23.19	41.39	74.00	-9.42	286	23	Peak	Vertical	
2	* 5250.000	105.92	64.33	41.59	68.20	37.72	286	23	Peak	Vertical	
3	5377.500	64.24	22.08	42.16	74.00	-9.76	286	23	Peak	Vertical	

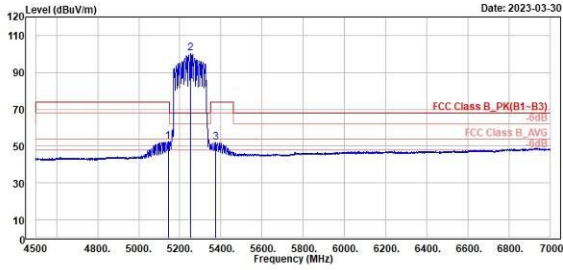
802.11ax HE160

CH 50 (Horizontal) Average

CH 50 (Vertical) Average



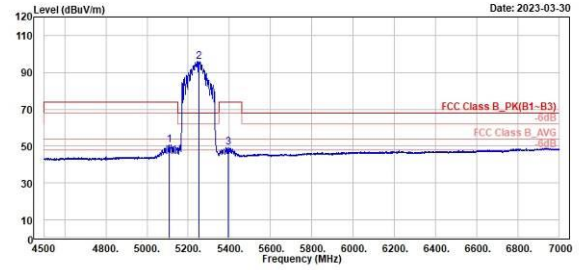
TUV Rheinland Taiwan Ltd.
No. 458-18, Sec 2, Fenhiao, Linkou Dist., New Taipei City 244, Taiwan(R.O.C.)
Tel: +886-2172-1000 Fax: +886-2172-1322



Read	Limit	Over	APos	TPos	Remark	Pol/Phase	Note
Level	Line	Limit					
Factor							
dB/m	dBuV/m	dB	cm	deg			
52.56	54.00	-1.44	169	48	Average	Horizontal	
58.67	54.00	46.26	169	48	Average	Horizontal	
9.72	54.00	-2.28	169	48	Average	Horizontal	



TUV Rheinland Taiwan Ltd.
No. 458-18, Sec 2, Fenhiao, Linkou Dist., New Taipei City 244, Taiwan(R.O.C.)
Tel: +886-2172-1000 Fax: +886-2172-1322



Read	Limit	Over	APos	TPos	Remark	Pol/Phase	Note
Level	Line	Limit					
Factor							
dB/m	dBuV/m	dB	cm	deg			
50.76	54.00	-3.24	286	23	Average	Vertical	
54.22	54.00	41.81	286	23	Average	Vertical	
6.99	54.00	-4.58	286	23	Average	Vertical	

Band Edges, 5.3GHz ~ 5.47GHz, 5.725GHz
U-NII-2C

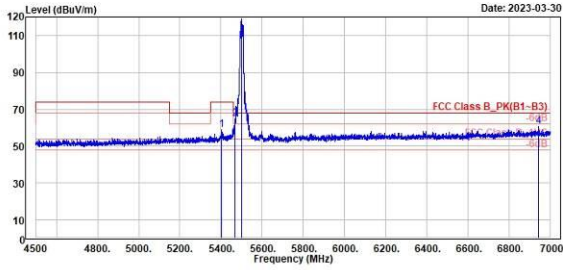
802.11a

CH 100 (Horizontal) Peak

CH 100 (Vertical) Peak



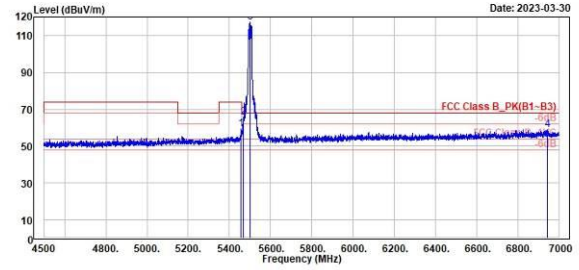
TUV Rheinland Taiwan Ltd.
No. 458-18, Sec 2, Fenhiao, Linkou Dist., New Taipei City 244, Taiwan(R.O.C.)
Tel: +886-2172-1000 Fax: +886-2172-1322



	Read	Limit	Over	APos	TPos	Remark	Pol/Phase	Note	
1	5463.500	58.72	16.26	42.46	74.00	-15.28	173	47 Peak	Horizontal
2	5467.000	64.89	22.69	42.20	68.20	-3.31	173	47 Peak	Horizontal
3	5500.000	119.31	76.96	42.35	68.20	51.11	173	47 Peak	Horizontal
4	6944.000	60.63	16.83	43.80	68.20	-7.57	173	47 Peak	Horizontal



TUV Rheinland Taiwan Ltd.
No. 458-18, Sec 2, Fenhiao, Linkou Dist., New Taipei City 244, Taiwan(R.O.C.)
Tel: +886-2172-1000 Fax: +886-2172-1322



	Read	Limit	Over	APos	TPos	Remark	Pol/Phase	Note	
1	5457.500	59.48	17.33	42.15	74.00	-14.52	219	19 Peak	Vertical
2	5467.500	65.81	23.61	42.20	68.20	-2.39	219	19 Peak	Vertical
3	5500.000	117.27	74.92	42.35	68.20	49.67	219	19 Peak	Vertical
4	6944.000	58.96	15.16	43.80	68.20	-9.24	219	19 Peak	Vertical

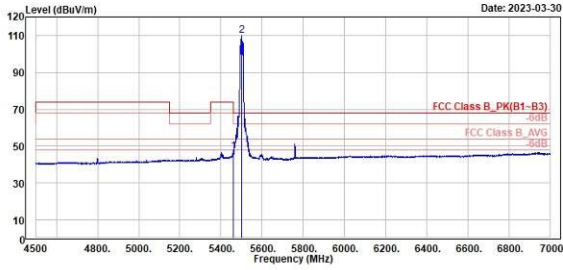
802.11a

CH 100 (Horizontal) Average

CH 100 (Vertical) Average



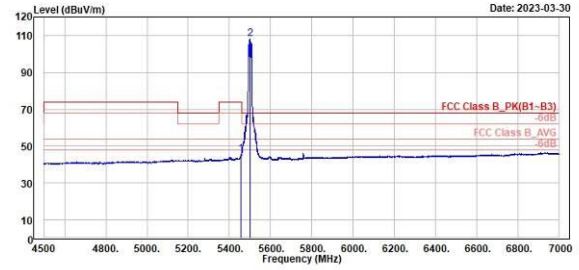
TUV Rheinland Taiwan Ltd.
No. 458-18, Sec 2, Fenhiao, Linkou Dist., New Taipei City 244, Taiwan(R.O.C.)
Tel: +886-2172-1000 Fax: +886-2172-1322



Read	Limit	Over	APos	TPos	Remark	Pol/Phase	Note
Level	Line	Limit					
Factor							
dBuV	dB/m	dBuV/m	dB	cm	deg		
1 5460.000	46.91	4.74	42.17	54.00	-7.09	173	47 Average Horizontal
2 * 5500.000	109.95	67.68	42.35	54.00	55.95	173	47 Average Horizontal



TUV Rheinland Taiwan Ltd.
No. 458-18, Sec 2, Fenhiao, Linkou Dist., New Taipei City 244, Taiwan(R.O.C.)
Tel: +886-2172-1000 Fax: +886-2172-1322



Read	Limit	Over	APos	TPos	Remark	Pol/Phase	Note
Level	Line	Limit					
Factor							
dBuV	dB/m	dBuV/m	dB	cm	deg		
1 5457.000	45.73	3.58	42.15	54.00	-8.27	219	19 Average Vertical
2 * 5500.000	108.05	65.78	42.35	54.00	54.05	219	19 Average Vertical

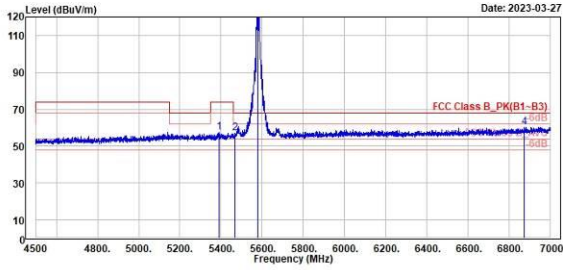
802.11a

CH 116 (Horizontal) Peak

CH 116 (Vertical) Peak



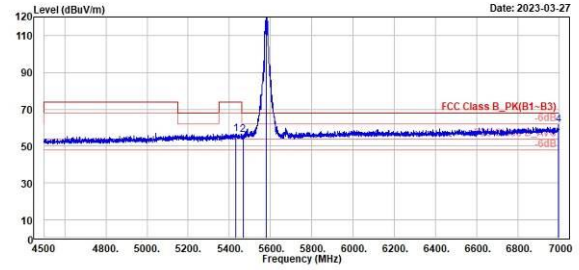
TUV Rheinland Taiwan Ltd.
No. 458-18, Sec 2, Fenliao, Linkou Dist., New Taipei City 244, Taiwan(R.O.C.)
Tel: +886-2172-1000 Fax: +886-2172-1322



	Read	Limit	Over	APos	TPos	Remark	Pol/Phase	Note	
1	5389.500	57.55	14.39	43.16	74.00	-16.45	187	45 Peak	Horizontal
2	5467.500	57.25	13.98	43.27	68.20	-10.95	187	45 Peak	Horizontal
3	* 5580.000	121.15	77.75	43.40	68.20	52.95	187	45 Peak	Horizontal
4	6874.500	60.33	15.17	45.16	68.20	-7.87	187	45 Peak	Horizontal



TUV Rheinland Taiwan Ltd.
No. 458-18, Sec 2, Fenliao, Linkou Dist., New Taipei City 244, Taiwan(R.O.C.)
Tel: +886-2172-1000 Fax: +886-2172-1322



	Read	Limit	Over	APos	TPos	Remark	Pol/Phase	Note	
1	5429.500	56.62	13.38	43.24	74.00	-17.38	162	16 Peak	Vertical
2	5466.000	56.18	12.91	43.27	68.20	-12.02	162	16 Peak <td>Vertical</td>	Vertical
3	* 5580.000	119.83	76.43	43.40	68.20	51.63	162	16 Peak <td>Vertical</td>	Vertical
4	6997.500	61.43	16.03	45.40	68.20	-6.77	162	16 Peak <td>Vertical</td>	Vertical

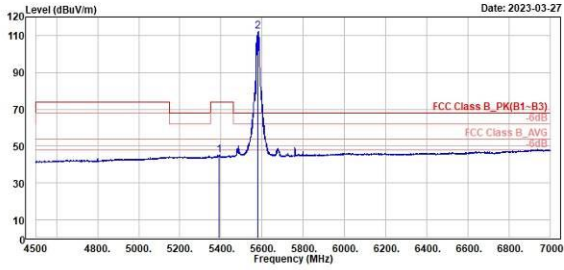
802.11a

CH 116 (Horizontal) Average

CH 116 (Vertical) Average



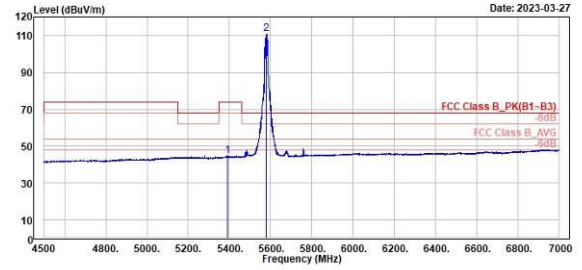
TUV Rheinland Taiwan Ltd.
No. 458-18, Sec 2, Fenhiao, Linkou Dist., New Taipei City 244, Taiwan(R.O.C.)
Tel: +886-2172-1000 Fax: +886-2172-1322



Freq	Level	Read Level Factor	Limit Line	Over Limit	APos	TPos	Remark	Pol/Phase	Note	
										MHz
1	5389.000	45.19	2.03	43.16	54.00	-8.81	187	45	Average	Horizontal
2	* 5588.000	112.37	68.97	43.40	54.00	58.37	187	45	Average	Horizontal



TUV Rheinland Taiwan Ltd.
No. 458-18, Sec 2, Fenhiao, Linkou Dist., New Taipei City 244, Taiwan(R.O.C.)
Tel: +886-2172-1000 Fax: +886-2172-1322



Freq	Level	Read Level Factor	Limit Line	Over Limit	APos	TPos	Remark	Pol/Phase	Note	
										MHz
1	5389.000	44.76	1.60	43.16	54.00	-9.24	162	16	Average	Vertical
2	* 5588.000	111.06	67.66	43.40	54.00	57.06	162	16	Average	Vertical

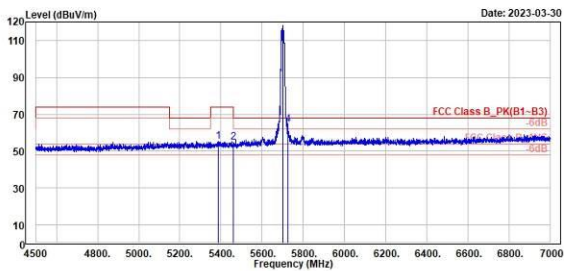
802.11a

CH 140 (Horizontal) Peak

CH 140 (Vertical) Peak



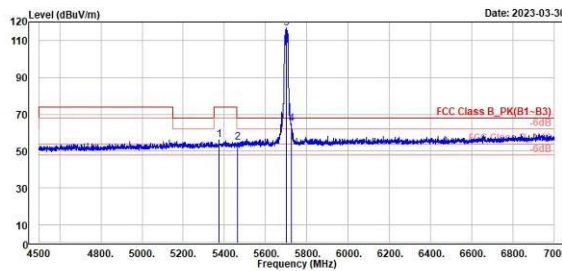
TUV Rheinland Taiwan Ltd.
No. 458-18, Sec. 2, Fenhiao, Linkou Dist., New Taipei City 244, Taiwan(R.O.C.)
Tel: +886-2172-1000 Fax: +886-2172-1322



	Read	Limit	Over	APos	TPos	Remark	Pol/Phase	Note	
1	5386.500	55.27	12.98	42.29	74.00	-18.73	177	63 Peak	Horizontal
2	5460.000	54.82	12.65	42.17	68.20	-13.38	177	63 Peak	Horizontal
3	* 5700.000	118.14	75.77	42.37	68.20	49.94	177	63 Peak	Horizontal
4	! 5725.000	64.19	21.70	42.49	68.20	-4.01	177	63 Peak	Horizontal



TUV Rheinland Taiwan Ltd.
No. 458-18, Sec. 2, Fenhiao, Linkou Dist., New Taipei City 244, Taiwan(R.O.C.)
Tel: +886-2172-1000 Fax: +886-2172-1322



	Read	Limit	Over	APos	TPos	Remark	Pol/Phase	Note	
1	5373.000	55.91	13.82	42.09	74.00	-18.09	229	13 Peak	Vertical
2	5462.500	54.65	12.47	42.18	68.20	-13.55	229	13 Peak	Vertical
3	* 5700.000	116.73	74.36	42.37	68.20	48.53	229	13 Peak	Vertical
4	! 5726.000	65.00	22.51	42.49	68.20	-3.20	229	13 Peak	Vertical

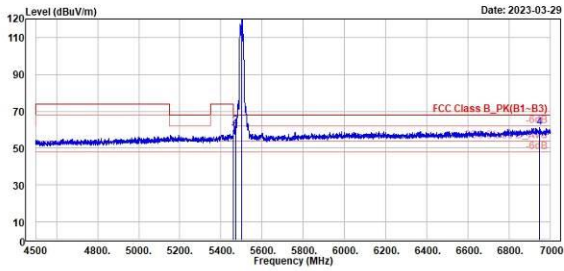
802.11ax HE20

CH 100 (Horizontal) Peak

CH 100 (Vertical) Peak



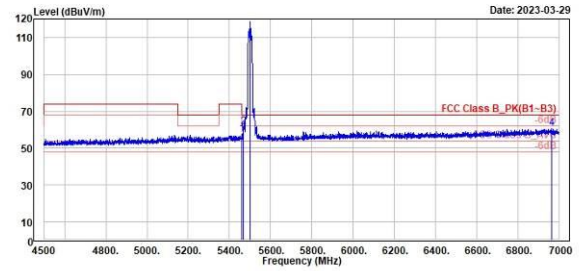
TUV Rheinland Taiwan Ltd.
No. 458-18, Sec 2, Fenhiao, Linkou Dist., New Taipei City 244, Taiwan(R.O.C.)
Tel: +886-2172-1000 Fax: +886-2172-1322



Peak	Freq	Level	Read Level	Level Factor	Limit Line	Over Limit	APos	TPos	Remark	Pol/Phase	Note
	MHz	dBuV/m	dBuV	dB/m	dBuV/m	dB	cm	deg			
1	5460.000	58.13	14.87	43.26	68.20	-10.07	175	49	Peak	Horizontal	
2	5470.000	62.18	18.91	43.27	68.20	-6.02	175	49	Peak	Horizontal	
3 *	5500.000	120.18	76.89	43.29	68.20	51.98	175	49	Peak	Horizontal	
4	6948.500	61.17	15.91	45.26	68.20	-7.03	175	49	Peak	Horizontal	



TUV Rheinland Taiwan Ltd.
No. 458-18, Sec 2, Fenhiao, Linkou Dist., New Taipei City 244, Taiwan(R.O.C.)
Tel: +886-2172-1000 Fax: +886-2172-1322



Peak	Freq	Level	Read Level	Level Factor	Limit Line	Over Limit	APos	TPos	Remark	Pol/Phase	Note
	MHz	dBuV/m	dBuV	dB/m	dBuV/m	dB	cm	deg			
1	5459.500	57.35	14.09	43.26	74.00	-16.65	103	13	Peak	Vertical	
2	5469.500	61.70	18.43	43.27	68.20	-6.50	103	13	Peak	Vertical	
3 *	5500.000	118.51	75.22	43.29	68.20	50.31	103	13	Peak	Vertical	
4	6965.000	60.49	15.18	45.31	68.20	-7.71	103	13	Peak	Vertical	

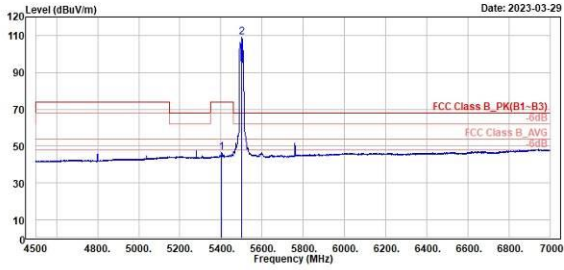
802.11ax HE20

CH 100 (Horizontal) Average

CH 100 (Vertical) Average



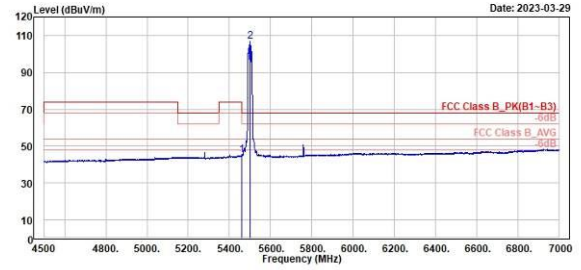
TUV Rheinland Taiwan Ltd.
No. 458-18, Sec 2, Fenhiao, Linkou Dist., New Taipei City 244, Taiwan(R.O.C.)
Tel: +886-2172-1000 Fax: +886-2172-1322



	Read Freq	Level	Factor	Limit Line	Over Limit	APos	TPos	Remark	Pol/Phase	Note
	MHz	dBuV/m	dBuV	dB/m	dBuV/m	dB	cm	deg		
1	5492.500	46.40	3.19	43.21	54.00	-7.60	175	49	Average	Horizontal
2	* 5500.000	109.23	65.94	43.29	54.00	55.23	175	49	Average	Horizontal



TUV Rheinland Taiwan Ltd.
No. 458-18, Sec 2, Fenhiao, Linkou Dist., New Taipei City 244, Taiwan(R.O.C.)
Tel: +886-2172-1000 Fax: +886-2172-1322



	Read Freq	Level	Factor	Limit Line	Over Limit	APos	TPos	Remark	Pol/Phase	Note
	MHz	dBuV/m	dBuV	dB/m	dBuV/m	dB	cm	deg		
1	5460.000	45.20	1.94	43.26	54.00	-8.80	103	13	Average	Vertical
2	* 5500.000	106.81	63.52	43.29	54.00	52.81	103	13	Average	Vertical

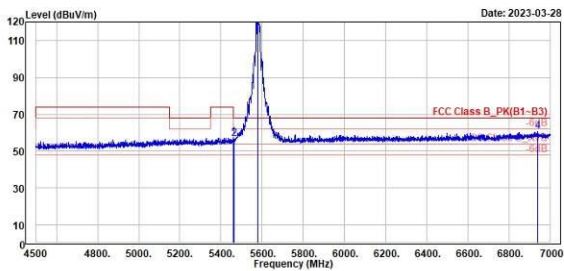
802.11ax HE20

CH 116 (Horizontal) Peak

CH 116 (Vertical) Peak



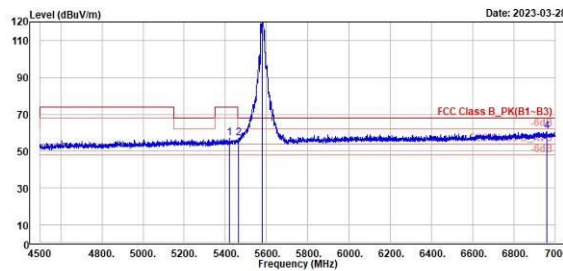
TUV Rheinland Taiwan Ltd.
No. 458-18, Sec 2, Fenhiao, Linkou Dist., New Taipei City 244, Taiwan(R.O.C.)
Tel: +886-2172-1000 Fax: +886-2172-1322



	Read	Limit	Over	APos	TPos	Remark	Pol/Phase	Note	
1	5458.500	57.37	14.11	43.26	74.00	-16.63	176	51 Peak	Horizontal
2	5462.500	56.88	13.54	43.26	68.20	-11.40	176	51 Peak	Horizontal
3	* 5580.000	124.10	80.70	43.40	68.20	55.90	176	51 Peak	Horizontal
4	6939.500	60.66	15.40	45.26	68.20	-7.54	176	51 Peak	Horizontal



TUV Rheinland Taiwan Ltd.
No. 458-18, Sec 2, Fenhiao, Linkou Dist., New Taipei City 244, Taiwan(R.O.C.)
Tel: +886-2172-1000 Fax: +886-2172-1322



	Read	Limit	Over	APos	TPos	Remark	Pol/Phase	Note	
1	5419.000	57.03	13.80	43.23	74.00	-16.97	153	14 Peak	Vertical
2	5465.000	56.99	13.72	43.27	68.20	-11.21	153	14 Peak <td>Vertical</td>	Vertical
3	* 5580.000	121.08	78.40	43.40	68.20	53.60	153	14 Peak <td>Vertical</td>	Vertical
4	6958.500	60.49	15.20	45.29	68.20	-7.71	153	14 Peak <td>Vertical</td>	Vertical

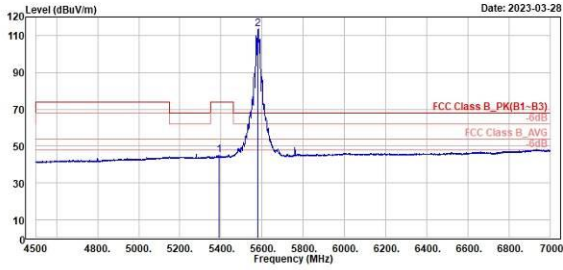
802.11ax HE20

CH 116 (Horizontal) Average

CH 116 (Vertical) Average



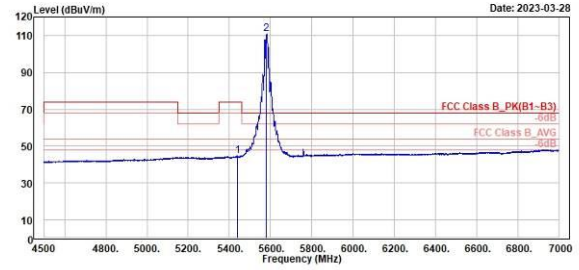
TUV Rheinland Taiwan Ltd.
No. 458-18, Sec 2, Fenhiao, Linkou Dist., New Taipei City 244, Taiwan(R.O.C.)
Tel: +886-2172-1000 Fax: +886-2172-1322



Peak	Freq	Level	Read Level Factor	Limit Line	Over Limit	APos	TPos	Remark	Pol/Phase	Note
	MHz	dBuV/m	dBuV	dB/m	dBuV/m	dB	cm	deg		
1	5389.000	45.34	2.18	43.16	54.00	-8.66	176	51	Average	Horizontal
2 *	5580.000	113.50	70.10	43.40	54.00	59.50	176	51	Average	Horizontal



TUV Rheinland Taiwan Ltd.
No. 458-18, Sec 2, Fenhiao, Linkou Dist., New Taipei City 244, Taiwan(R.O.C.)
Tel: +886-2172-1000 Fax: +886-2172-1322



Peak	Freq	Level	Read Level Factor	Limit Line	Over Limit	APos	TPos	Remark	Pol/Phase	Note
	MHz	dBuV/m	dBuV	dB/m	dBuV/m	dB	cm	deg		
1	5437.500	44.68	1.44	43.24	54.00	-9.32	153	14	Average	Vertical
2 *	5580.000	110.77	67.37	43.40	54.00	56.77	153	14	Average	Vertical

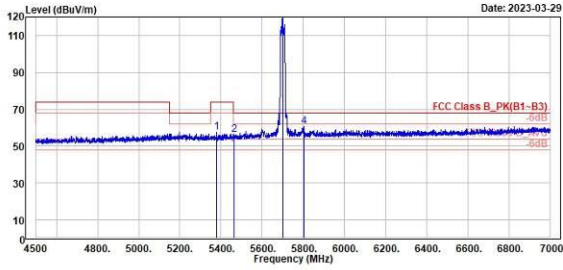
802.11ax HE20

CH 140 (Horizontal) Peak

CH 140 (Vertical) Peak



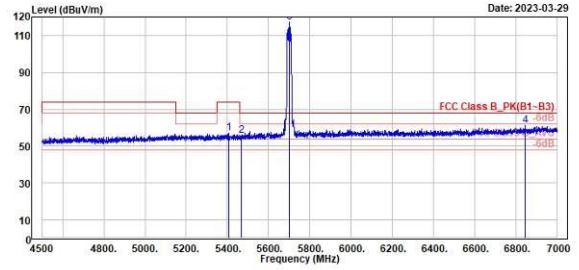
TUV Rheinland Taiwan Ltd.
No. 458-18, Sec 2, Fenhiao, Linkou Dist., New Taipei City 244, Taiwan(R.O.C.)
Tel: +886-2172-1000 Fax: +886-2172-1322



	Read	Limit	Over	APos	TPos	Remark	Pol/Phase	Note	
1	5378.500	57.47	14.37	43.10	74.00	-16.53	188	62 Peak	Horizontal
2	5463.500	56.21	12.95	43.26	68.20	-11.99	188	62 Peak	Horizontal
3	* 5700.000	119.46	75.80	43.66	68.20	51.26	188	62 Peak	Horizontal
4	5804.000	60.64	16.78	43.86	68.20	-7.56	188	62 Peak	Horizontal



TUV Rheinland Taiwan Ltd.
No. 458-18, Sec 2, Fenhiao, Linkou Dist., New Taipei City 244, Taiwan(R.O.C.)
Tel: +886-2172-1000 Fax: +886-2172-1322



	Read	Limit	Over	APos	TPos	Remark	Pol/Phase	Note	
1	5406.500	56.92	13.70	43.22	74.00	-17.08	115	12 Peak	Vertical
2	5468.500	55.86	12.59	43.27	68.20	-12.34	115	12 Peak	Vertical
3	* 5700.000	117.15	73.49	43.66	68.20	48.95	115	12 Peak	Vertical
4	6845.000	60.94	15.86	45.08	68.20	-7.26	115	12 Peak	Vertical

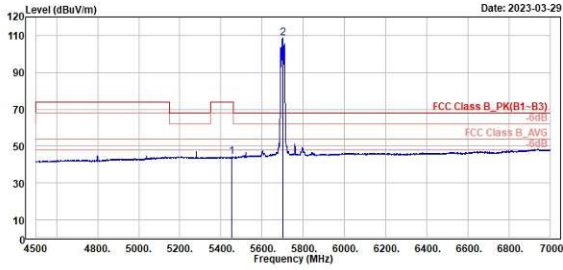
802.11ax HE20

CH 140 (Horizontal) Average

CH 140 (Vertical) Average



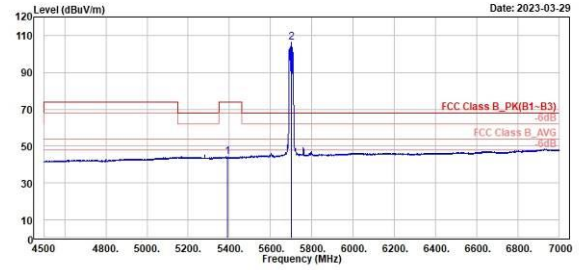
TUV Rheinland Taiwan Ltd.
No. 458-18, Sec 2, Fenhiao, Linkou Dist., New Taipei City 244, Taiwan(R.O.C.)
Tel: +886-2172-1000 Fax: +886-2172-1322



Read	Limit	Over	APos	TPos	Remark	Pol/Phase	Note
Level	Line	Limit					
Factor							
dBuV	dB/m	dBuV/m	dB	cm	deg		
1 5450.500 44.39 1.14 43.25 54.00 -9.61 188 62 Average Horizontal							
2 * 5700.000 108.40 64.74 43.66 54.00 54.40 188 62 Average Horizontal							



TUV Rheinland Taiwan Ltd.
No. 458-18, Sec 2, Fenhiao, Linkou Dist., New Taipei City 244, Taiwan(R.O.C.)
Tel: +886-2172-1000 Fax: +886-2172-1322



Read	Limit	Over	APos	TPos	Remark	Pol/Phase	Note
Level	Line	Limit					
Factor							
dBuV	dB/m	dBuV/m	dB	cm	deg		
1 5391.500 44.18 1.01 43.17 54.00 -9.82 115 12 Average Vertical							
2 * 5700.000 106.23 62.57 43.66 54.00 52.23 115 12 Average Vertical							

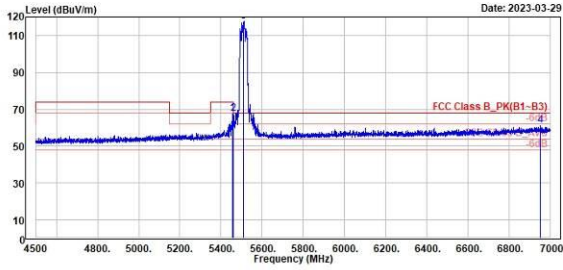
802.11ax HE40

CH 102 (Horizontal) Peak

CH 102 (Vertical) Peak



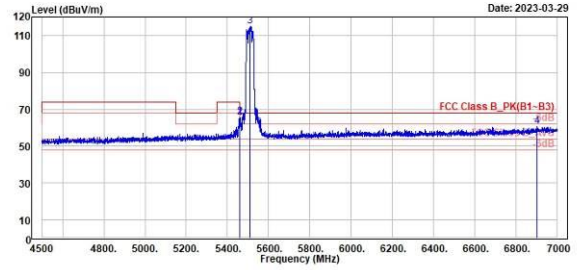
TUV Rheinland Taiwan Ltd.
No. 458-18, Sec 2, Fenhiao, Linkou Dist., New Taipei City 244, Taiwan(R.O.C.)
Tel: +886-2172-1000 Fax: +886-2172-1322



	Read	Limit	Over	APos	TPos	Remark	Pol/Phase	Note	
1	5456.500	67.74	24.48	43.26	74.00	-6.26	170	46 Peak	Horizontal
2	5461.500	67.52	24.26	43.26	68.20	-0.68	170	46 Peak	Horizontal
3	5510.000	117.94	74.62	43.32	68.20	49.74	170	46 Peak	Horizontal
4	6952.000	61.01	15.74	45.27	68.20	-7.19	170	46 Peak	Horizontal



TUV Rheinland Taiwan Ltd.
No. 458-18, Sec 2, Fenhiao, Linkou Dist., New Taipei City 244, Taiwan(R.O.C.)
Tel: +886-2172-1000 Fax: +886-2172-1322



	Read	Limit	Over	APos	TPos	Remark	Pol/Phase	Note	
1	5458.000	65.25	21.99	43.26	74.00	-8.75	209	18 Peak	Vertical
2	5461.500	65.54	22.28	43.26	68.20	-2.66	209	18 Peak	Vertical
3	5510.000	114.95	71.63	43.32	68.20	46.75	209	18 Peak	Vertical
4	6904.500	60.59	15.35	45.24	68.20	-7.61	209	18 Peak	Vertical

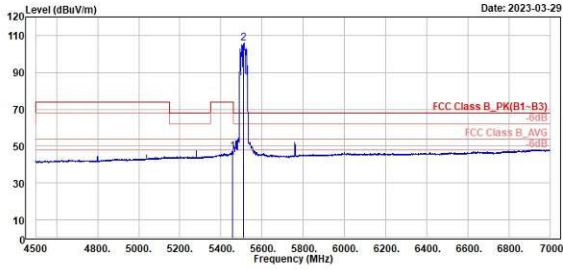
802.11ax HE40

CH 102 (Horizontal) Average

CH 102 (Vertical) Average



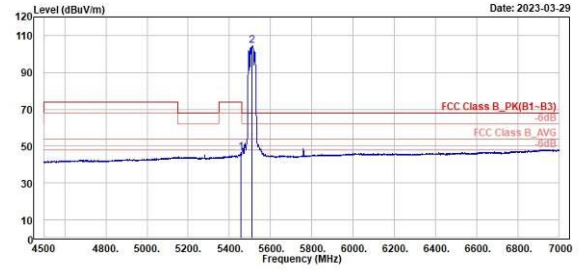
TUV Rheinland Taiwan Ltd.
No. 458-18, Sec 2, Fenhiao, Linkou Dist., New Taipei City 244, Taiwan(R.O.C.)
Tel: +886-2172-1000 Fax: +886-2172-1322



Read	Limit	Over	APos	TPos	Remark	Pol/Phase	Note	
Level	Line	Limit						
Factor								
dBuV	dBuV/m	dB	cm	deg				
1	5454.000	47.15	3.89	43.26	54.00	-6.85	170	46 Average Horizontal
2 *	5510.000	106.05	62.73	43.32	54.00	52.05	170	46 Average Horizontal



TUV Rheinland Taiwan Ltd.
No. 458-18, Sec 2, Fenhiao, Linkou Dist., New Taipei City 244, Taiwan(R.O.C.)
Tel: +886-2172-1000 Fax: +886-2172-1322



Read	Limit	Over	APos	TPos	Remark	Pol/Phase	Note	
Level	Line	Limit						
Factor								
dBuV	dBuV/m	dB	cm	deg				
1	5454.500	46.39	3.13	43.26	54.00	-7.61	209	18 Average Vertical
2 *	5510.000	104.58	61.26	43.32	54.00	50.58	209	18 Average Vertical

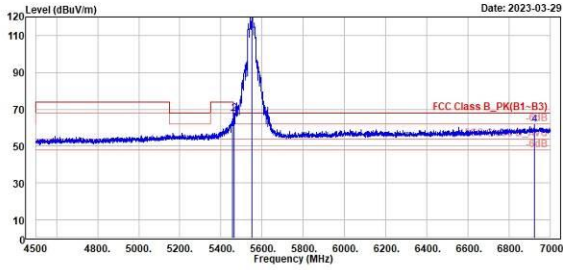
802.11ax HE40

CH 110 (Horizontal) Peak

CH 110 (Vertical) Peak



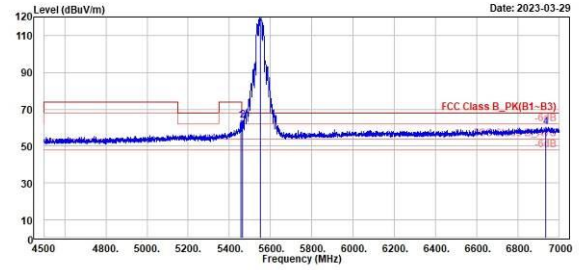
TUV Rheinland Taiwan Ltd.
No. 458-18, Sec 2, Fenhiao, Linkou Dist., New Taipei City 244, Taiwan(R.O.C.)
Tel: +886-2172-1000 Fax: +886-2172-1322



	Read	Limit	Over	APos	TPos	Remark	Pol/Phase	Note		
1	5457.000	64.66	21.49	43.26	74.00	-9.34	155	45	Peak	Horizontal
2	5462.500	67.74	24.48	43.26	68.20	-0.46	155	45	Peak	Horizontal
3	5550.000	120.96	77.52	43.44	68.20	52.76	155	45	Peak	Horizontal
4	6922.000	61.48	16.23	45.25	68.20	-6.72	155	45	Peak	Horizontal



TUV Rheinland Taiwan Ltd.
No. 458-18, Sec 2, Fenhiao, Linkou Dist., New Taipei City 244, Taiwan(R.O.C.)
Tel: +886-2172-1000 Fax: +886-2172-1322



	Read	Limit	Over	APos	TPos	Remark	Pol/Phase	Note		
1	5454.500	63.96	20.79	43.26	74.00	-10.04	206	11	Peak	Vertical
2	5465.000	64.09	20.82	43.27	68.20	-4.11	206	11	Peak <th>Vertical</th>	Vertical
3	5550.000	119.49	76.05	43.44	68.20	51.29	206	11	Peak <th>Vertical</th>	Vertical
4	6935.000	60.18	14.92	45.26	68.20	-8.02	206	11	Peak <th>Vertical</th>	Vertical

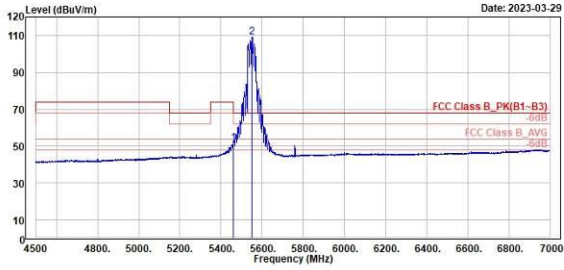
802.11ax HE40

CH 110 (Horizontal) Average

CH 110 (Vertical) Average



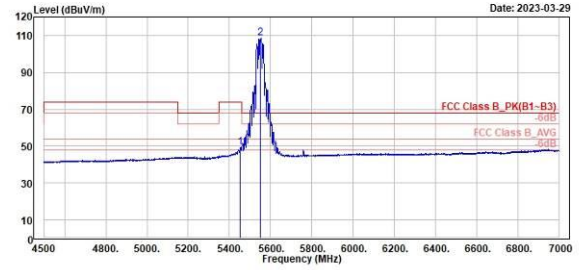
TUV Rheinland Taiwan Ltd.
No. 458-18, Sec 2, Fenhiao, Linkou Dist., New Taipei City 244, Taiwan(R.O.C.)
Tel: +886-2172-1000 Fax: +886-2172-1322



Freq	Level	Read Level	Factor	Limit Line	Over Limit	APos	TPos	Remark	Pol/Phase	Note
MHz	dBuV/m	dBuV	dB/m	dBuV/m	dB	cm	deg			
1	5460.000	51.56	8.39	43.26	54.00	-2.44	155	45 Average	Horizontal	
2	5550.000	109.26	65.82	43.44	54.00	55.26	155	45 Average	Horizontal	



TUV Rheinland Taiwan Ltd.
No. 458-18, Sec 2, Fenhiao, Linkou Dist., New Taipei City 244, Taiwan(R.O.C.)
Tel: +886-2172-1000 Fax: +886-2172-1322



Freq	Level	Read Level	Factor	Limit Line	Over Limit	APos	TPos	Remark	Pol/Phase	Note
MHz	dBuV/m	dBuV	dB/m	dBuV/m	dB	cm	deg			
1	5453.000	49.47	6.21	43.26	54.00	-4.53	206	11 Average	Vertical	
2	5550.000	108.73	65.29	43.44	54.00	54.73	206	11 Average	Vertical	

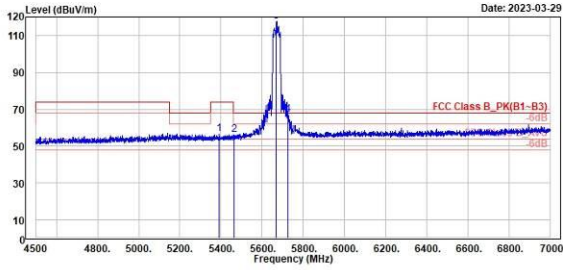
802.11ax HE40

CH 134 (Horizontal) Peak

CH 134 (Vertical) Peak



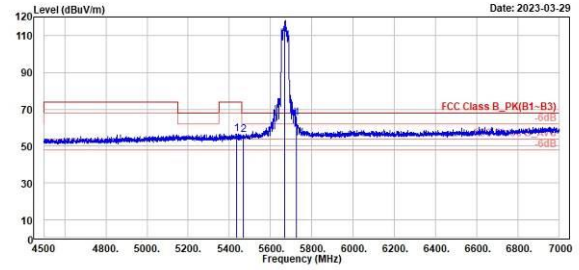
TUV Rheinland Taiwan Ltd.
No. 458-18, Sec 2, Fenhiao, Linkou Dist., New Taipei City 244, Taiwan(R.O.C.)
Tel: +886-2172-1000 Fax: +886-2172-1322



	Read	Limit	Over	APos	TPos	Remark	Pol/Phase	Note	
1	5389.500	56.36	13.20	43.16	74.00	-17.64	194	62 Peak	Horizontal
2	5462.000	55.98	12.64	43.26	68.20	-12.30	194	62 Peak	Horizontal
3 *	5670.000	117.67	74.15	43.52	68.20	49.47	194	62 Peak	Horizontal
4 !	5725.500	67.06	23.37	43.69	68.20	-1.14	194	62 Peak	Horizontal



TUV Rheinland Taiwan Ltd.
No. 458-18, Sec 2, Fenhiao, Linkou Dist., New Taipei City 244, Taiwan(R.O.C.)
Tel: +886-2172-1000 Fax: +886-2172-1322



	Read	Limit	Over	APos	TPos	Remark	Pol/Phase	Note	
1	5433.500	56.52	13.28	43.24	74.00	-17.48	191	14 Peak	Vertical
2	5469.500	55.98	12.71	43.27	68.20	-12.22	191	14 Peak	Vertical
3 *	5670.000	118.22	74.70	43.52	68.20	50.62	191	14 Peak	Vertical
4 !	5725.000	65.14	21.45	43.69	68.20	-3.06	191	14 Peak	Vertical

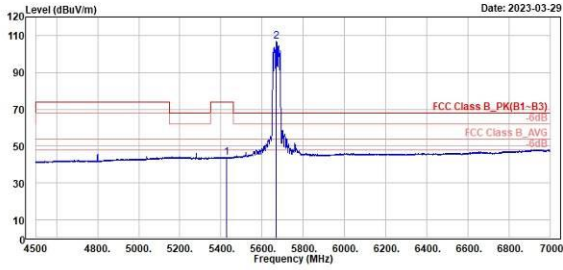
802.11ax HE40

CH 134 (Horizontal) Average

CH 134 (Vertical) Average



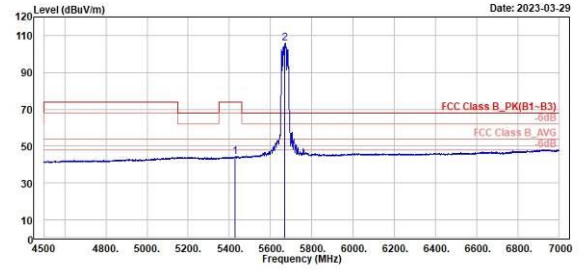
TUV Rheinland Taiwan Ltd.
No. 458-18, Sec 2, Fenhiao, Linkou Dist., New Taipei City 244, Taiwan(R.O.C.)
Tel: +886-2172-1000 Fax: +886-2172-1322



Read	Limit	Over	APos	TPos	Remark	Pol/Phase	Note
Level	Line	Limit					
Factor							
dBuV	dBuV/m	dB	cm	deg			
0.75	43.23	54.00	-10.02	194	62 Average	Horizontal	
63.32	43.52	54.00	52.04	194	62 Average	Horizontal	



TUV Rheinland Taiwan Ltd.
No. 458-18, Sec 2, Fenhiao, Linkou Dist., New Taipei City 244, Taiwan(R.O.C.)
Tel: +886-2172-1000 Fax: +886-2172-1322



Read	Limit	Over	APos	TPos	Remark	Pol/Phase	Note
Level	Line	Limit					
Factor							
dBuV	dBuV/m	dB	cm	deg			
0.98	43.23	54.00	-9.79	191	14 Average	Vertical	
62.15	43.52	54.00	51.67	191	14 Average	Vertical	

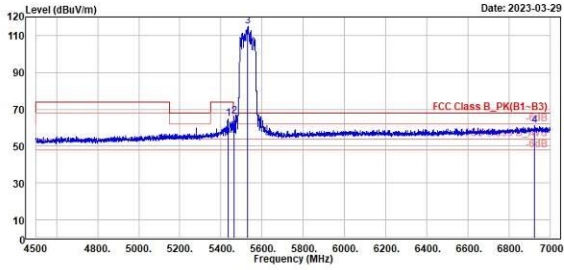
802.11ax HE80

CH 106 (Horizontal) Peak

CH 106 (Vertical) Peak



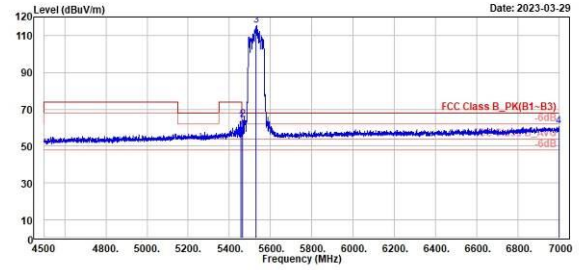
TUV Rheinland Taiwan Ltd.
No. 458-18, Sec 2, Fenhiao, Linkou Dist., New Taipei City 244, Taiwan(R.O.C.)
Tel: +886-2172-1000 Fax: +886-2172-1322



	Read	Limit	Over	APos	TPos	Remark	Pol/Phase	Note
1	2	3	4	5	6	7	8	9
MHz	dBuV/m	dBuV	dB/m	dBuV/m	dB	cm	deg	
1	5433.500	64.68	21.44	43.24	74.00	-9.32	183	41 Peak Horizontal
2	5464.500	65.99	22.73	43.26	68.20	-2.21	183	41 Peak Horizontal
3	* 5530.000	114.00	71.42	43.38	68.20	46.60	183	41 Peak Horizontal
4	6923.000	61.00	15.75	45.25	68.20	-7.20	183	41 Peak Horizontal



TUV Rheinland Taiwan Ltd.
No. 458-18, Sec 2, Fenhiao, Linkou Dist., New Taipei City 244, Taiwan(R.O.C.)
Tel: +886-2172-1000 Fax: +886-2172-1322



	Read	Limit	Over	APos	TPos	Remark	Pol/Phase	Note
1	2	3	4	5	6	7	8	9
MHz	dBuV/m	dBuV	dB/m	dBuV/m	dB	cm	deg	
1	5454.000	63.48	20.22	43.26	74.00	-10.52	207	11 Peak Vertical
2	5465.500	64.11	20.84	43.27	68.20	-4.09	207	11 Peak Vertical
3	* 5530.000	115.30	71.92	43.38	68.20	47.10	207	11 Peak Vertical
4	6999.000	60.67	15.27	45.40	68.20	-7.53	207	11 Peak Vertical

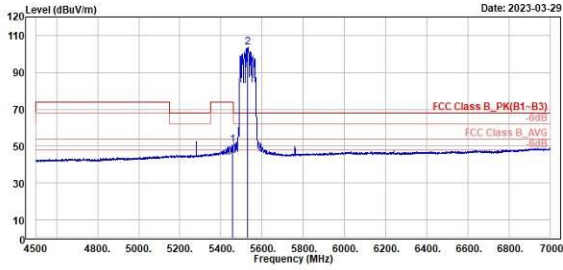
802.11ax HE80

CH 106 (Horizontal) Average

CH 106 (Vertical) Average



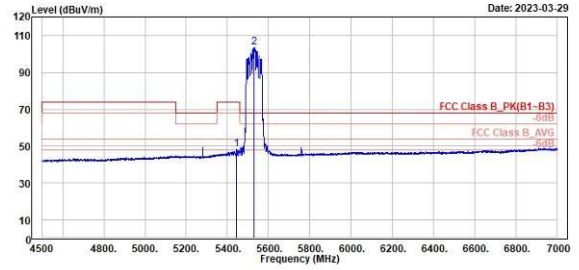
TUV Rheinland Taiwan Ltd.
No. 458-18, Sec 2, Fenhiao, Linkou Dist., New Taipei City 244, Taiwan(R.O.C.)
Tel: +886-2172-1000 Fax: +886-2172-1322



Read	Limit	Over	APos	TPos	Remark	Pol/Phase	Note				
Freq	Level	Factor	Line	Limit							
MHz	dBuV/m	dBuV	dB/m	dBuV/m	dB	cm	deg				
1	5454.000	50.47	7.21	43.26	54.00	-3.53	183	41	Average	Horizontal	
2	5530.000	103.51	60.13	43.38	54.00	49.51	183	41	Average	Horizontal	



TUV Rheinland Taiwan Ltd.
No. 458-18, Sec 2, Fenhiao, Linkou Dist., New Taipei City 244, Taiwan(R.O.C.)
Tel: +886-2172-1000 Fax: +886-2172-1322



Read	Limit	Over	APos	TPos	Remark	Pol/Phase	Note				
Freq	Level	Factor	Line	Limit							
MHz	dBuV/m	dBuV	dB/m	dBuV/m	dB	cm	deg				
1	5445.000	48.32	5.07	43.25	54.00	-5.68	207	11	Average	Vertical	
2	5530.000	103.57	60.19	43.38	54.00	49.57	207	11	Average	Vertical	

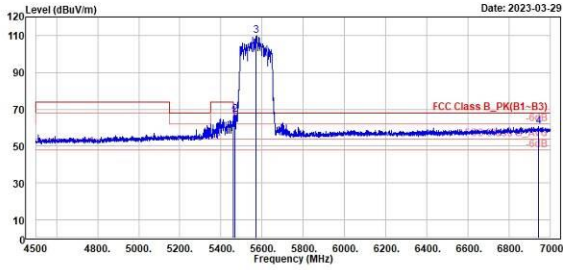
802.11ax HE160

CH 114 (Horizontal) Peak

CH 114 (Vertical) Peak



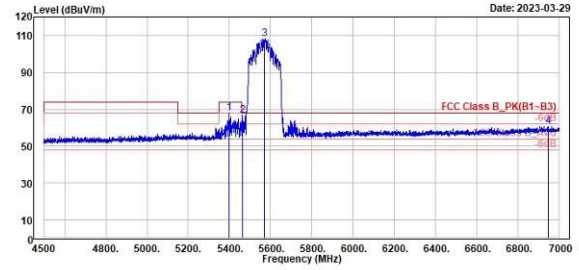
TUV Rheinland Taiwan Ltd.
No. 458-18, Sec. 2, Fenhiao, Linkou Dist., New Taipei City 244, Taiwan(R.O.C.)
Tel: +886-2172-1000 Fax: +886-2172-1322



	Read	Limit	Over	APos	TPos	Remark	Pol/Phase	Note		
1	5459.500	66.14	22.88	43.26	74.00	-7.86	191	43	Peak	Horizontal
2	5469.500	67.10	23.83	43.27	68.20	-1.10	191	43	Peak	Horizontal
3	5578.000	109.88	66.47	43.41	68.20	41.68	191	43	Peak	Horizontal
4	6942.500	60.66	15.40	45.26	68.20	-7.54	191	43	Peak	Horizontal



TUV Rheinland Taiwan Ltd.
No. 458-18, Sec. 2, Fenhiao, Linkou Dist., New Taipei City 244, Taiwan(R.O.C.)
Tel: +886-2172-1000 Fax: +886-2172-1322



	Read	Limit	Over	APos	TPos	Remark	Pol/Phase	Note		
1	5397.500	68.18	24.98	43.26	74.00	-5.82	226	9	Peak	Vertical
2	5462.500	66.71	23.45	43.26	68.20	-1.49	226	9	Peak	Vertical
3	5578.000	108.15	64.74	43.41	68.20	39.95	226	9	Peak	Vertical
4	6949.500	60.91	15.64	45.27	68.20	-7.29	226	9	Peak	Vertical

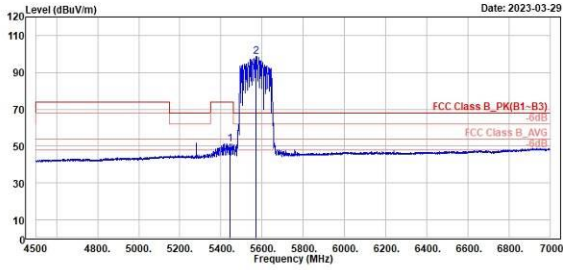
802.11ax HE160

CH 114 (Horizontal) Average

CH 114 (Vertical) Average



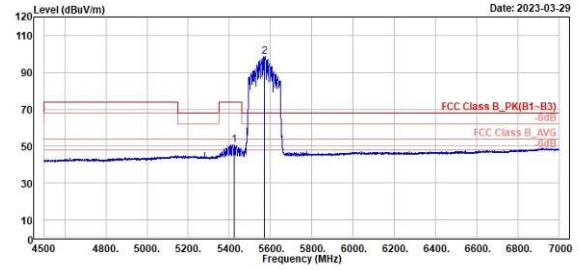
TUV Rheinland Taiwan Ltd.
No. 458-18, Sec 2, Fenhiao, Linkou Dist., New Taipei City 244, Taiwan(R.O.C.)
Tel: +886-2172-1000 Fax: +886-2172-1322



Peak	Freq (MHz)	Level (dBuV/m)	Read Level (dBuV)	Level Factor (dB/m)	Limit Line (dBuV/m)	Over Limit (dB)	APos (cm)	TPos (deg)	Remark	Pol/Phase	Note
1	5443.000	51.25	8.00	43.25	54.00	-2.75	191	43	Average	Horizontal	
2	5570.000	98.69	55.28	43.41	54.00	44.69	191	43	Average	Horizontal	



TUV Rheinland Taiwan Ltd.
No. 458-18, Sec 2, Fenhiao, Linkou Dist., New Taipei City 244, Taiwan(R.O.C.)
Tel: +886-2172-1000 Fax: +886-2172-1322



Peak	Freq (MHz)	Level (dBuV/m)	Read Level (dBuV)	Level Factor (dB/m)	Limit Line (dBuV/m)	Over Limit (dB)	APos (cm)	TPos (deg)	Remark	Pol/Phase	Note
1	5424.500	50.86	7.63	43.23	54.00	-3.14	226	9	Average	Vertical	
2	5570.000	98.50	55.09	43.41	54.00	44.50	226	9	Average	Vertical	