

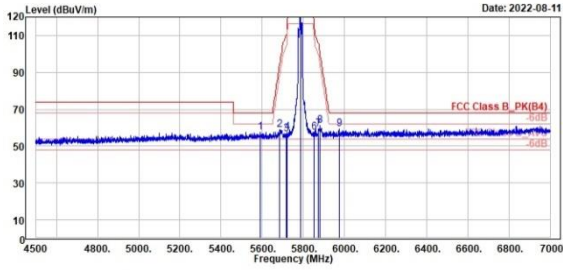
802.11ax HE20\_OFDMA

CH 157 (Horizontal) Peak

CH 157 (Vertical) Peak



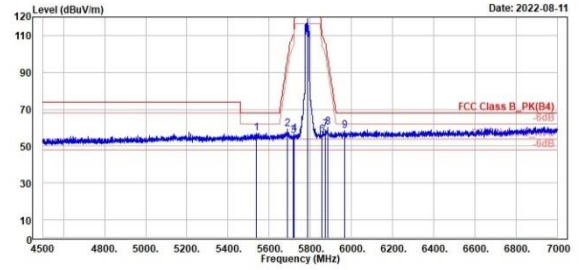
TUV Rheinland Taiwan Ltd.  
No. 438-18, Sec. 2, Fenhiao, Linkou Dist., New Taipei City 244, Taiwan(R.O.C.)  
Tel: +886-2172-1000 Fax: +886-2172-1322



	Read	Limit	Over	Apos	TPos	Remark	Pol/Phase	Note
MHz	dBuV/m	dBuV	dB/m	dBuV/m	dB	cm	deg	
1	5592.00	57.58	14.19	43.39	68.20	-10.62	188	62 Peak Horizontal
2	5686.50	58.96	15.36	43.60	95.24	-36.28	188	62 Peak Horizontal
3	5716.50	56.78	13.10	43.68	109.82	-53.04	188	62 Peak Horizontal
4	5723.00	57.29	13.61	43.68	117.64	-60.35	188	62 Peak Horizontal
5	5785.00	121.09	77.28	43.81	122.20	-1.11	188	62 Peak Horizontal
6	5851.50	57.51	13.52	43.99	118.78	-61.27	188	62 Peak Horizontal
7	5872.50	59.43	15.37	44.06	105.90	-46.47	188	62 Peak Horizontal
8	5880.50	61.19	17.11	44.08	101.11	-39.92	188	62 Peak Horizontal
9	5975.00	59.32	14.87	44.45	68.20	-8.88	188	62 Peak Horizontal



TUV Rheinland Taiwan Ltd.  
No. 438-18, Sec. 2, Fenhiao, Linkou Dist., New Taipei City 244, Taiwan(R.O.C.)  
Tel: +886-2172-1000 Fax: +886-2172-1322



	Read	Limit	Over	Apos	TPos	Remark	Pol/Phase	Note
MHz	dBuV/m	dBuV	dB/m	dBuV/m	dB	cm	deg	
1	5536.00	56.93	13.53	43.40	68.20	-11.27	342	12 Peak Vertical
2	5687.50	59.28	15.68	43.60	95.98	-36.70	342	12 Peak Vertical
3	5718.00	55.88	12.20	43.68	110.24	-54.36	342	12 Peak Vertical
4	5721.00	56.51	12.83	43.68	113.08	-56.57	342	12 Peak Vertical
5	5785.00	118.97	75.16	43.81	122.20	-3.23	342	12 Peak Vertical
6	5854.50	56.05	12.04	44.01	111.94	-55.89	342	12 Peak Vertical
7	5872.50	58.74	14.68	44.06	105.90	-47.16	342	12 Peak Vertical
8	5884.50	60.28	16.19	44.09	98.15	-37.87	342	12 Peak Vertical
9	5967.00	58.18	13.79	44.39	68.20	-10.02	342	12 Peak Vertical

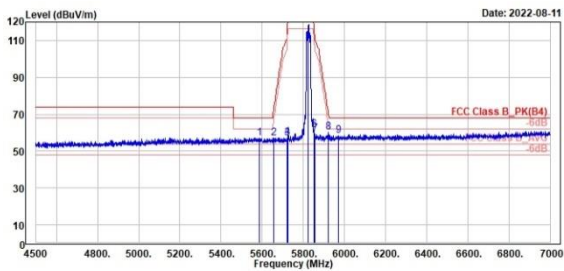
802.11ax HE20\_OFDMA

CH 165 (Horizontal) Peak

CH 165 (Vertical) Peak



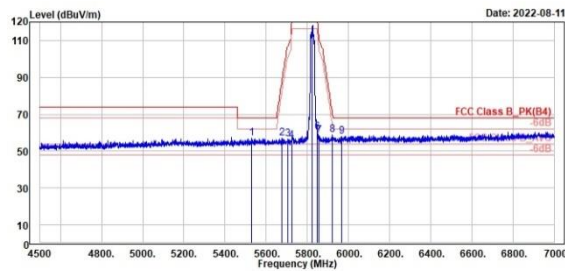
TUV Rheinland Taiwan Ltd.  
No. 458-18, Sec 2, Fenliao, Linkou Dist., New Taipei City 244, Taiwan(R.O.C.)  
Tel: +886-2172-1000 Fax: +886-2172-1322



Read	Limit	Over	APos	TPos	Remark	Pol/Phase	Note				
Level	Line	Limit	cm	deg							
Factor	dB/m	dB									
dBuV	dB/m	dBuV/m	cm	deg							
1	5588.00	57.15	13.76	43.39	68.20	-11.05	182	300	Peak	Horizontal	
2	5656.00	57.25	13.80	43.45	72.66	-15.41	182	300	Peak	Horizontal	
3	5720.00	56.92	13.24	43.68	110.80	-53.88	182	300	Peak	Horizontal	
4	5723.50	57.60	13.92	43.68	118.78	-61.18	182	300	Peak	Horizontal	
5	5825.00	118.78	74.86	43.92	122.20	-3.42	182	300	Peak	Horizontal	
6	5851.00	61.39	17.40	43.99	119.52	-50.53	182	300	Peak	Horizontal	
7	5855.00	59.51	15.50	44.01	110.80	-51.29	182	300	Peak	Horizontal	
8	5923.00	60.36	16.16	44.20	69.67	-9.31	182	300	Peak	Horizontal	
9	5978.00	58.52	14.11	44.41	68.20	-9.68	182	300	Peak	Horizontal	



TUV Rheinland Taiwan Ltd.  
No. 458-18, Sec 2, Fenliao, Linkou Dist., New Taipei City 244, Taiwan(R.O.C.)  
Tel: +886-2172-1000 Fax: +886-2172-1322



Read	Limit	Over	APos	TPos	Remark	Pol/Phase	Note			
Level	Line	Limit	cm	deg						
Factor	dB/m	dB								
dBuV	dB/m	dBuV/m	cm	deg						
1	5528.00	56.86	13.48	43.38	68.20	-11.34	369	14	Peak	Vertical
2	5675.50	57.13	13.59	43.54	87.11	-29.98	369	14	Peak	Vertical
3	5705.50	56.73	13.06	43.67	106.74	-50.01	369	14	Peak	Vertical
4	5723.50	55.77	12.09	43.68	118.78	-63.01	369	14	Peak	Vertical
5	5825.00	117.97	74.05	43.92	122.20	-4.23	369	14	Peak	Vertical
6	5850.00	60.03	16.04	43.99	122.20	-62.17	369	14	Peak	Vertical
7	5856.00	58.50	14.49	44.01	110.52	-52.02	369	14	Peak	Vertical
8	5923.50	58.88	14.68	44.20	69.31	-10.43	369	14	Peak	Vertical
9	5968.50	58.16	13.76	44.40	68.20	-10.04	369	14	Peak	Vertical

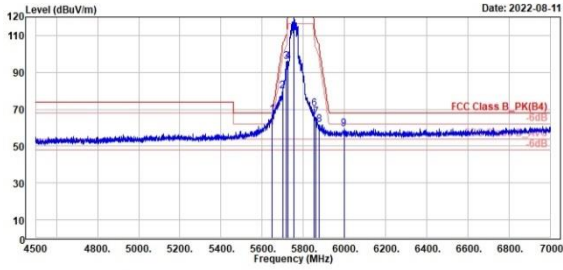
802.11ax HE40\_OFDMA

CH 151 (Horizontal) Peak

CH 151 (Vertical) Peak



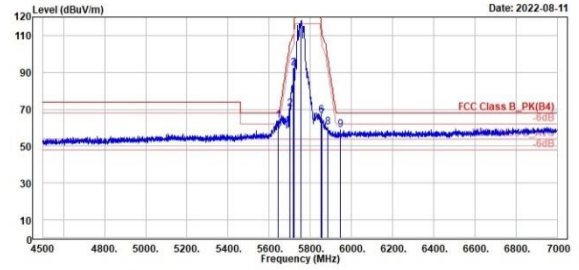
TÜV Rheinland Taiwan Ltd.  
No. 458-18, Sec. 2, Fenhiao, Linkou Dist., New Taipei City 244, Taiwan(R.O.C.)  
Tel: +886-2172-1000 Fax: +886-2172-1322



Read	Limit	Over	APos	TPos	Remark	Pol/Phase	Note
Level	Line	Limit	cm	deg			
Factor	dB/m	dB					
dBuV	dB/m	dBuV/m	cm	deg			
1   5646.50	67.17	23.75	43.42	68.20	-1.03	192	64 Peak Horizontal
2   5699.00	79.92	36.26	43.66	104.46	-24.54	192	64 Peak Horizontal
3   5719.00	95.67	51.99	43.68	110.52	-14.85	192	64 Peak Horizontal
4   5725.00	95.68	51.99	43.69	122.20	-26.52	192	64 Peak Horizontal
5   5755.00	120.74	77.02	43.72	122.20	-1.46	192	64 Peak Horizontal
6   5851.00	70.29	26.30	43.99	119.92	-49.63	192	64 Peak Horizontal
7   5859.50	65.71	21.69	44.02	109.54	-43.83	192	64 Peak Horizontal
8   5878.50	61.66	17.58	44.08	102.60	-40.94	192	64 Peak Horizontal
9   5997.50	59.35	14.75	44.60	68.20	-8.85	192	64 Peak Horizontal



TÜV Rheinland Taiwan Ltd.  
No. 458-18, Sec. 2, Fenhiao, Linkou Dist., New Taipei City 244, Taiwan(R.O.C.)  
Tel: +886-2172-1000 Fax: +886-2172-1322



Read	Limit	Over	APos	TPos	Remark	Pol/Phase	Note
Level	Line	Limit	cm	deg			
Factor	dB/m	dB					
dBuV	dB/m	dBuV/m	cm	deg			
1   5643.00	63.66	20.24	43.42	68.20	-4.54	381	13 Peak Vertical
2   5700.00	70.44	26.78	43.66	105.20	-34.76	381	13 Peak Vertical
3   5719.00	92.11	48.43	43.68	110.52	-18.41	381	13 Peak Vertical
4   5721.00	92.38	48.70	43.68	113.08	-20.70	381	13 Peak Vertical
5   5755.00	118.10	74.38	43.72	122.20	-4.10	381	13 Peak Vertical
6   5851.50	66.77	22.78	43.99	118.78	-52.01	381	13 Peak Vertical
7   5857.00	64.58	20.57	44.01	110.24	-45.66	381	13 Peak Vertical
8   5883.50	60.39	16.30	44.09	98.89	-38.50	381	13 Peak Vertical
9   5945.00	59.05	14.79	44.26	68.20	-9.15	381	13 Peak Vertical

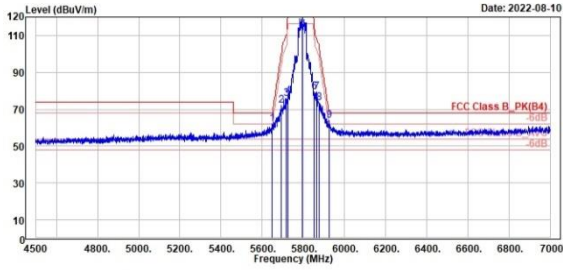
802.11ax HE40\_OFDMA

CH 159 (Horizontal) Peak

CH 159 (Vertical) Peak



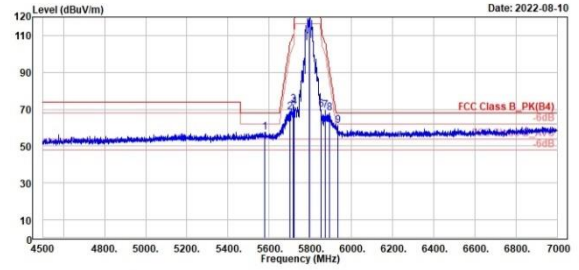
TUV Rheinland Taiwan Ltd.  
No. 458-18, Sec 2, Feniiao, Linkou Dist., New Taipei City 244, Taiwan(R.O.C.)  
Tel: +886-2172-1000 Fax: +886-2172-1322



	Read	Limit	Over	APos	TPos	Remark	Pol/Phase	Note	
1	5646.50	62.04	18.62	43.42	68.20	-6.16	189	61 Peak	Horizontal
2	5691.00	72.22	28.60	43.62	98.56	-26.34	189	61 Peak	Horizontal
3	5717.50	75.84	32.16	43.68	110.10	-34.26	189	61 Peak	Horizontal
4	5724.50	76.90	33.21	43.69	121.06	-44.16	189	61 Peak	Horizontal
5	5795.00	120.92	77.08	43.84	122.20	-1.28	189	61 Peak	Horizontal
6	5851.50	79.20	35.21	43.99	118.78	-39.58	189	61 Peak	Horizontal
7	5863.50	79.19	35.16	44.03	108.42	-29.23	189	61 Peak	Horizontal
8	5875.00	73.38	29.32	44.06	105.20	-31.82	189	61 Peak	Horizontal
9	5927.00	63.78	19.57	44.21	68.20	-4.42	189	61 Peak	Horizontal



TUV Rheinland Taiwan Ltd.  
No. 458-18, Sec 2, Feniiao, Linkou Dist., New Taipei City 244, Taiwan(R.O.C.)  
Tel: +886-2172-1000 Fax: +886-2172-1322



	Read	Limit	Over	APos	TPos	Remark	Pol/Phase	Note	
1	5580.00	57.62	14.22	43.40	68.20	-10.58	392	12 Peak	Vertical
2	5699.50	68.31	24.65	43.66	104.83	-36.52	392	12 Peak	Vertical
3	5717.50	72.60	28.92	43.68	110.10	-37.50	392	12 Peak	Vertical
4	5721.50	70.95	27.27	43.68	114.22	-43.27	392	12 Peak	Vertical
5	5795.00	119.64	75.80	43.84	122.20	-2.56	392	12 Peak	Vertical
6	5850.50	69.80	25.89	43.99	121.06	-51.18	392	12 Peak	Vertical
7	5871.50	69.26	25.21	44.05	106.18	-36.92	392	12 Peak	Vertical
8	5891.50	68.13	24.02	44.11	92.96	-24.83	392	12 Peak	Vertical
9	5933.00	61.16	16.93	44.23	68.20	-7.04	392	12 Peak	Vertical

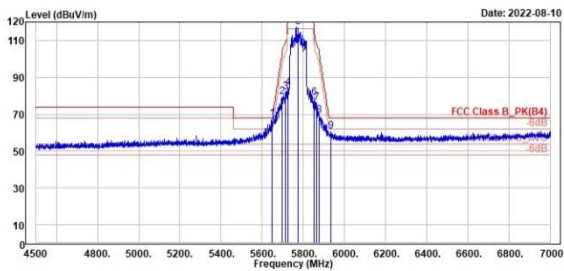
802.11ax HE80\_OFDMA

CH 155 (Horizontal) Peak

CH 155 (Vertical) Peak



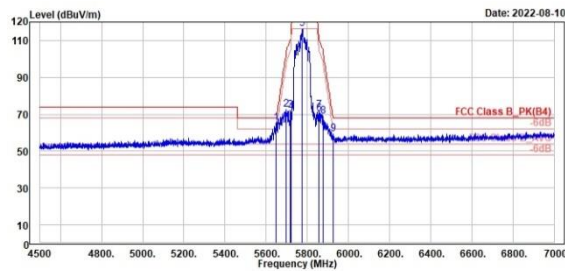
TUV Rheinland Taiwan Ltd.  
No. 458-18, Sec 2, Fenhiao, Linkou Dist., New Taipei City 244, Taiwan(R.O.C.)  
Tel: +886-2172-1000 Fax: +886-2172-1322



Read	Limit	Over	Apos	TPos	Remark	Pol/Phase	Note
Level	Line	Limit	cm	deg			
Factor	dB/m	dB					
dBuV	dB/m	dBuV/m	cm	deg			
1   5646.50	67.47	24.05	43.42	68.20	-0.73	190	62 Peak Horizontal
2   5697.00	79.46	35.81	43.65	102.99	-23.53	190	62 Peak Horizontal
3   5714.50	82.28	38.60	43.68	109.26	-26.98	190	62 Peak Horizontal
4   5724.50	84.31	40.62	43.69	121.06	-36.75	190	62 Peak Horizontal
5   5775.00	117.09	73.31	43.78	122.20	-5.11	190	62 Peak Horizontal
6   5854.00	78.98	34.97	44.01	113.08	-34.10	190	62 Peak Horizontal
7   5863.00	76.15	32.12	44.03	108.56	-32.41	190	62 Peak Horizontal
8   5875.00	69.53	25.47	44.06	105.20	-35.67	190	62 Peak Horizontal
9   5934.00	60.71	16.48	44.23	68.20	-7.49	190	62 Peak Horizontal



TUV Rheinland Taiwan Ltd.  
No. 458-18, Sec 2, Fenhiao, Linkou Dist., New Taipei City 244, Taiwan(R.O.C.)  
Tel: +886-2172-1000 Fax: +886-2172-1322



Read	Limit	Over	Apos	TPos	Remark	Pol/Phase	Note
Level	Line	Limit	cm	deg			
Factor	dB/m	dB					
dBuV	dB/m	dBuV/m	cm	deg			
1   5649.00	65.03	21.61	43.42	68.20	-3.17	396	11 Peak Vertical
2   5697.00	72.48	28.83	43.65	102.99	-30.51	396	11 Peak Vertical
3   5717.50	71.99	28.31	43.68	110.10	-38.11	396	11 Peak Vertical
4   5720.00	71.11	27.43	43.68	110.80	-39.69	396	11 Peak Vertical
5   5775.00	116.12	72.34	43.78	122.20	-0.08	396	11 Peak Vertical
6   5854.50	70.15	26.14	44.01	111.94	-41.79	396	11 Peak Vertical
7   5857.00	71.93	27.92	44.01	110.24	-38.31	396	11 Peak Vertical
8   5877.50	68.88	24.81	44.07	103.34	-34.46	396	11 Peak Vertical
9   5925.00	59.36	15.15	44.21	68.20	-8.84	396	11 Peak Vertical

Spurious Emissions, Tx Mode, 1GHz ~ 40GHz

U-NII-1

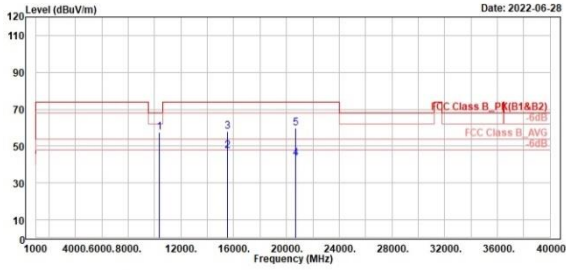
802.11a

CH 36 (Horizontal)

CH 36 (Vertical)



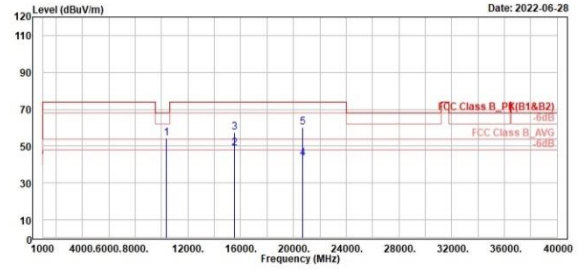
TUV Rheinland Taiwan Ltd.  
No. 438-18, Sec 2, Fenhiao, Linkou Dist., New Taipei City 244, Taiwan(R.O.C.)  
Tel: +886-2172-1000 Fax: +886-2172-1322



Read	Limit	Over	APos	TPos	Remark	Pol/Phase	Note	
Freq	Level	Factor	Line	Limit	dB	cm	deg	
MHz	dBuV/m	dBuV	dB/m	dBuV/m	dB	cm	deg	
1	18368.00	57.40	60.91	-3.51	68.20	-10.80	300	75 Peak Horizontal
2	15548.00	47.60	43.89	3.71	54.00	-6.40	113	25 Average Horizontal
3	15548.00	57.74	54.03	3.71	74.00	-16.26	113	25 Peak Horizontal
4	28728.00	43.50	43.68	-0.18	54.00	-10.50	197	354 Average Horizontal
5	28728.00	59.83	60.01	-0.18	74.00	-14.17	197	354 Peak Horizontal



TUV Rheinland Taiwan Ltd.  
No. 438-18, Sec 2, Fenhiao, Linkou Dist., New Taipei City 244, Taiwan(R.O.C.)  
Tel: +886-2172-1000 Fax: +886-2172-1322



Read	Limit	Over	APos	TPos	Remark	Pol/Phase	Note	
Freq	Level	Factor	Line	Limit	dB	cm	deg	
MHz	dBuV/m	dBuV	dB/m	dBuV/m	dB	cm	deg	
1	18368.00	54.00	57.59	-3.51	68.20	-14.12	150	360 Peak Vertical
2	15548.00	48.95	45.24	3.71	54.00	-5.05	147	339 Average Vertical
3	15548.00	57.68	53.97	3.71	74.00	-16.32	147	339 Peak Vertical
4	28728.00	43.23	43.41	-0.18	54.00	-10.77	291	2 Average Vertical
5	28728.00	60.20	60.38	-0.18	74.00	-13.80	291	2 Peak Vertical

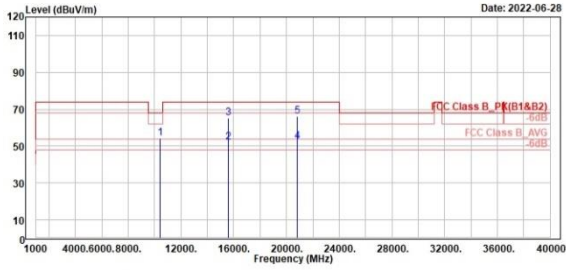
802.11a

CH 40 (Horizontal)

CH 40 (Vertical)



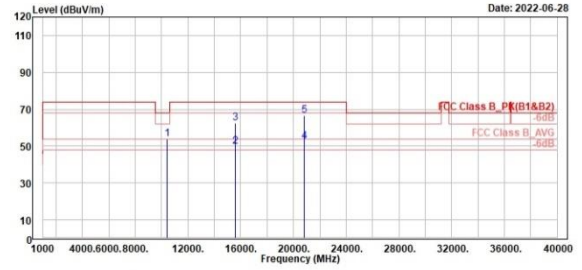
TÜV Rheinland Taiwan Ltd.  
No. 438-18, Sec. 2, Fenhiao, Linkou Dist., New Taipei City 244, Taiwan(R.O.C.)  
Tel: +886-2172-1000 Fax: +886-2172-1322



Read	Limit	Over	APos	TPos	Remark	Pol/Phase	Note
Level	Line	Limit					
Factor							
dBuV	dB/m	dBuV/m	dB	cm	deg		
57.99	-3.42	68.20	-13.72	150	294 Peak	Horizontal	
48.37	3.62	54.00	-2.01	186	35 Average	Horizontal	
61.64	3.62	74.00	-8.74	186	35 Peak	Horizontal	
52.33	0.00	54.00	-1.67	194	356 Average	Horizontal	
66.12	0.00	74.00	-7.88	194	356 Peak	Horizontal	



TÜV Rheinland Taiwan Ltd.  
No. 438-18, Sec. 2, Fenhiao, Linkou Dist., New Taipei City 244, Taiwan(R.O.C.)  
Tel: +886-2172-1000 Fax: +886-2172-1322



Read	Limit	Over	APos	TPos	Remark	Pol/Phase	Note
Level	Line	Limit					
Factor							
dBuV	dB/m	dBuV/m	dB	cm	deg		
57.15	-3.42	68.20	-14.47	377	6 Peak	Vertical	
46.03	3.62	54.00	-4.35	182	13 Average	Vertical	
62.42	3.62	74.00	-11.58	400	360 Peak	Vertical	
52.66	0.00	54.00	-1.34	294	331 Average	Vertical	
66.60	0.00	74.00	-7.40	294	331 Peak	Vertical	

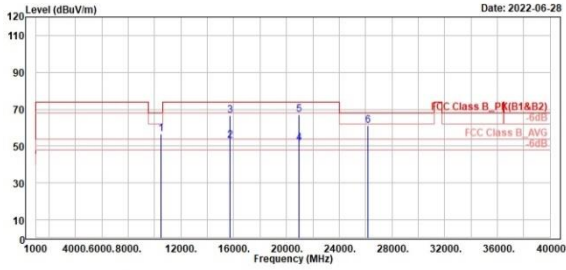
802.11a

CH 48 (Horizontal)

CH 48 (Vertical)



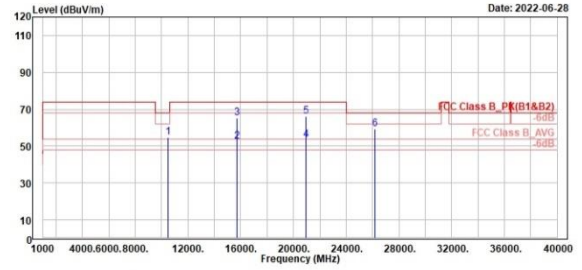
TÜV Rheinland Taiwan Ltd.  
No. 438-18, Sec. 2, Fenliao, Linkou Dist., New Taipei City 244, Taiwan(R.O.C.)  
Tel: +886-2172-1000 Fax: +886-2172-1322



Read	Limit	Over	APos	TPos	Remark	Pol/Phase	Note		
Freq	Level	Level Factor	Line	Limit	dB	cm	deg		
MHz	dBuV/m	dBuV	dB/m	dBuV/m	dB	cm	deg		
1	10480.00	56.80	60.04	-3.24	68.20	-11.40	100	292 Peak	Horizontal
2	15720.00	52.92	48.90	4.02	54.00	-1.08	150	55 Average	Horizontal
3	15720.00	66.75	62.73	4.02	74.00	-7.25	150	55 Peak	Horizontal
4	20962.23	51.66	51.34	0.32	54.00	-2.34	186	13 Average	Horizontal
5	20962.23	66.86	66.54	0.32	74.00	-7.14	186	13 Peak	Horizontal
6	26200.88	61.02	55.86	5.16	68.20	-7.18	120	360 Peak	Horizontal



TÜV Rheinland Taiwan Ltd.  
No. 438-18, Sec. 2, Fenliao, Linkou Dist., New Taipei City 244, Taiwan(R.O.C.)  
Tel: +886-2172-1000 Fax: +886-2172-1322



Read	Limit	Over	APos	TPos	Remark	Pol/Phase	Note		
Freq	Level	Level Factor	Line	Limit	dB	cm	deg		
MHz	dBuV/m	dBuV	dB/m	dBuV/m	dB	cm	deg		
1	10480.00	54.83	58.07	-3.24	68.20	-13.37	130	360 Peak	Vertical
2	15720.00	52.69	48.67	4.02	54.00	-1.31	333	337 Average	Vertical
3	15720.00	65.44	61.42	4.02	74.00	-8.56	333	337 Peak	Vertical
4	20960.00	53.46	53.14	0.32	54.00	-0.54	269	359 Average	Vertical
5	20960.00	66.35	66.03	0.32	74.00	-7.65	269	359 Peak	Vertical
6	26200.00	59.40	54.32	5.16	68.20	-8.72	247	43 Peak	Vertical



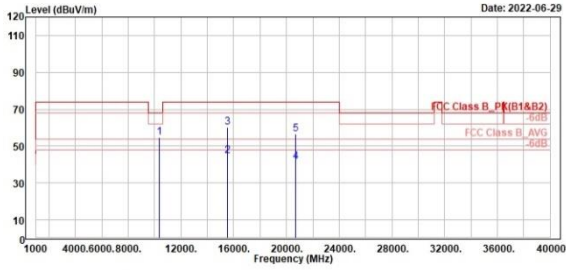
802.11ax HE20\_OFDM

CH 36 (Horizontal)

CH 36 (Vertical)



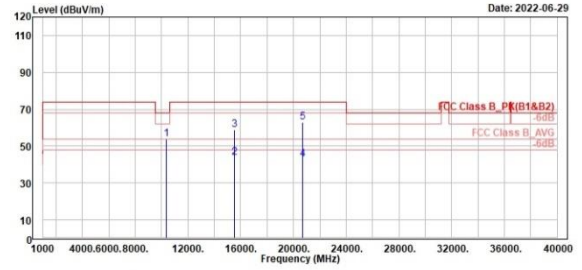
TUV Rheinland Taiwan Ltd.  
No. 438-18, Sec. 2, Fenhiao, Linkou Dist., New Taipei City 244, Taiwan(R.O.C.)  
Tel: +886-2172-1000 Fax: +886-2172-1322



Read	Limit	Over	APos	TPos	Remark	Pol/Phase	Note
Level	Line	Limit					
Factor							
dBuV	dB/m	dBuV/m	dB	cm	deg		
1 18368.00	54.72	58.23	-3.51	68.20	-13.48	300	73 Peak Horizontal
2 15548.00	44.51	48.88	3.71	54.00	-9.49	142	388 Average Horizontal
3 15548.00	60.33	56.62	3.71	74.00	-13.67	142	308 Peak Horizontal
4 28728.00	41.38	41.56	-0.18	54.00	-12.62	152	349 Average Horizontal
5 28728.00	56.78	56.96	-0.18	74.00	-17.22	152	349 Peak Horizontal



TUV Rheinland Taiwan Ltd.  
No. 438-18, Sec. 2, Fenhiao, Linkou Dist., New Taipei City 244, Taiwan(R.O.C.)  
Tel: +886-2172-1000 Fax: +886-2172-1322



Read	Limit	Over	APos	TPos	Remark	Pol/Phase	Note
Level	Line	Limit					
Factor							
dBuV	dB/m	dBuV/m	dB	cm	deg		
1 18368.00	53.76	57.27	-3.51	68.20	-14.44	116	360 Peak Vertical
2 15548.00	43.98	48.27	3.71	54.00	-18.82	182	16 Average Vertical
3 15548.00	58.93	55.22	3.71	74.00	-15.07	182	16 Peak Vertical
4 28728.00	42.74	42.92	-0.18	54.00	-11.26	269	3 Average Vertical
5 28728.00	63.86	63.24	-0.18	74.00	-18.94	269	3 Peak Vertical

802.11ax HE20\_OFDM

CH 40 (Horizontal)

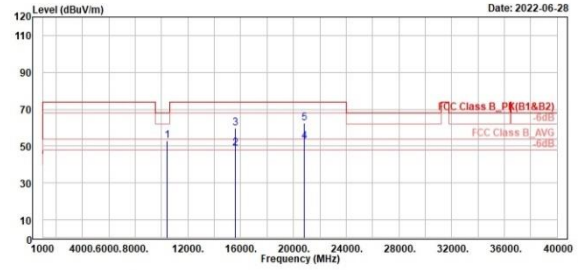
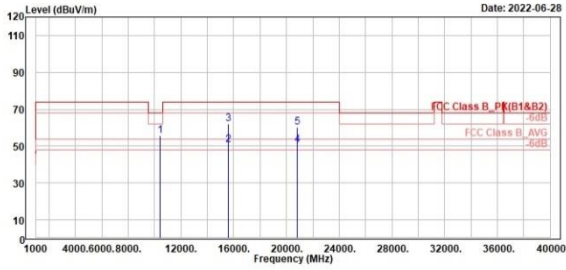
CH 40 (Vertical)



TUV Rheinland Taiwan Ltd.  
No. 438-18, Sec. 2, Fenliao, Linkou Dist., New Taipei City 244, Taiwan(R.O.C.)  
Tel: +886-2172-1000 Fax: +886-2172-1322



TUV Rheinland Taiwan Ltd.  
No. 438-18, Sec. 2, Fenliao, Linkou Dist., New Taipei City 244, Taiwan(R.O.C.)  
Tel: +886-2172-1000 Fax: +886-2172-1322



Read	Limit	Over	APos	TPos	Remark	Pol/Phase	Note
Level	Line	Limit					
Factor							
dBuV	dB/m	dBuV/m	dB	cm	deg		
1 10400.00	55.50	58.92	-3.42	68.20	-12.70	130	67 Peak Horizontal
2 ! 15600.00	50.81	47.19	3.62	54.00	-3.19	145	52 Average Horizontal
3 15600.00	61.89	58.27	3.62	74.00	-12.11	145	52 Peak Horizontal
4 ! 20800.00	50.83	50.83	0.00	54.00	-3.17	262	30 Average Horizontal
5 20800.00	60.21	60.21	0.00	74.00	-13.79	262	30 Peak Horizontal

Read	Limit	Over	APos	TPos	Remark	Pol/Phase	Note
Level	Line	Limit					
Factor							
dBuV	dB/m	dBuV/m	dB	cm	deg		
1 10400.00	52.98	56.40	-3.42	68.20	-15.22	135	360 Peak Vertical
2 ! 15600.00	48.63	45.01	3.62	54.00	-5.37	110	13 Average Vertical
3 15600.00	59.78	56.16	3.62	74.00	-14.22	110	13 Peak Vertical
4 ! 20800.00	52.43	52.43	0.00	54.00	-1.57	295	333 Average Vertical
5 20800.00	62.66	62.66	0.00	74.00	-11.34	295	333 Peak Vertical

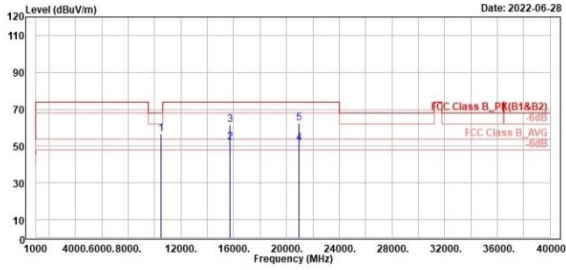
802.11ax HE20\_OFDM

CH 48 (Horizontal)

CH 48 (Vertical)



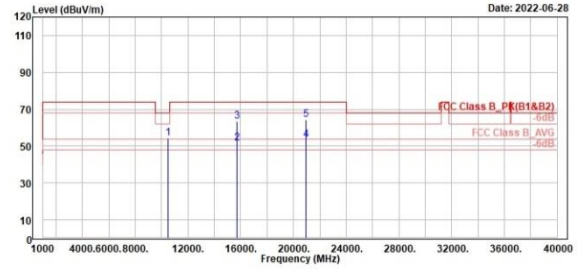
TUV Rheinland Taiwan Ltd.  
No. 438-18, Sec. 2, Fenliao, Linkou Dist., New Taipei City 244, Taiwan(R.O.C.)  
Tel: +886-2172-1000 Fax: +886-2172-1322



Read	Limit	Over	APos	TPos	Remark	Pol/Phase	Note
Level	Line	Limit					
Factor							
dBuV	dB/m	dBuV/m	dB	cm	deg		
1 18488.00	56.45	59.69	-3.24	68.20	-11.75	300	66 Peak Horizontal
2   15728.00	51.97	47.95	4.02	54.00	-2.03	150	62 Average Horizontal
3 15728.00	61.75	57.73	4.02	74.00	-12.25	150	62 Peak Horizontal
4   20968.00	51.71	51.39	0.32	54.00	-2.29	183	5 Average Horizontal
5 20968.00	62.68	62.36	0.32	74.00	-11.32	183	5 Peak Horizontal



TUV Rheinland Taiwan Ltd.  
No. 438-18, Sec. 2, Fenliao, Linkou Dist., New Taipei City 244, Taiwan(R.O.C.)  
Tel: +886-2172-1000 Fax: +886-2172-1322



Read	Limit	Over	APos	TPos	Remark	Pol/Phase	Note
Level	Line	Limit					
Factor							
dBuV	dB/m	dBuV/m	dB	cm	deg		
1 18488.00	54.26	57.50	-3.24	68.20	-13.94	200	21 Peak Vertical
2   15728.00	51.35	47.33	4.02	54.00	-2.65	219	359 Average Vertical
3 15728.00	63.50	59.48	4.02	74.00	-10.50	219	359 Peak Vertical
4   20968.00	53.61	53.29	0.32	54.00	-0.39	266	358 Average Vertical
5 20968.00	64.17	63.85	0.32	74.00	-9.83	266	358 Peak Vertical

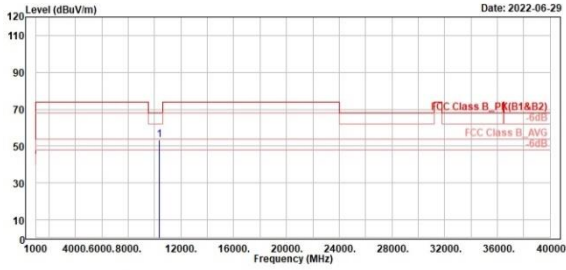
802.11ax HE40\_OFDM

CH 38 (Horizontal)

CH 38 (Vertical)



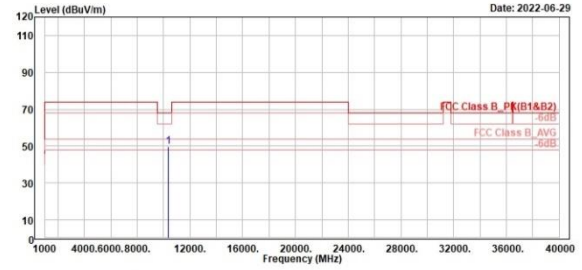
TUV Rheinland Taiwan Ltd.  
No. 458-18, Sec. 2, Fenhiao, Linkou Dist., New Taipei City 244, Taiwan(R.O.C.)  
Tel: +886-2172-1000 Fax: +886-2172-1322



Read	Limit	Over	Apos	TPos	Remark	Pol/Phase	Note		
Level	Line	Limit							
Factor									
Freq	Level	Factor	Limit	Over	Apos	TPos	Remark		
MHz	dBuV/m	dBuV	dB/m	dBuV/m	dB	cm	deg		
1	10380.00	53.17	56.64	-3.47	68.20	-15.03	300	71 Peak	Horizontal



TUV Rheinland Taiwan Ltd.  
No. 458-18, Sec. 2, Fenhiao, Linkou Dist., New Taipei City 244, Taiwan(R.O.C.)  
Tel: +886-2172-1000 Fax: +886-2172-1322



Read	Limit	Over	Apos	TPos	Remark	Pol/Phase	Note		
Level	Line	Limit							
Factor									
Freq	Level	Factor	Limit	Over	Apos	TPos	Remark		
MHz	dBuV/m	dBuV	dB/m	dBuV/m	dB	cm	deg		
1	10380.00	49.82	53.29	-3.47	68.20	-18.38	150	360 Peak	Vertical

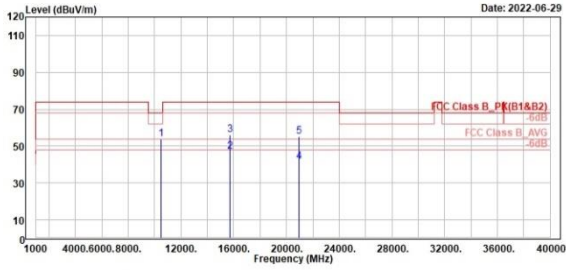
802.11ax HE40\_OFDM

CH 46 (Horizontal)

CH 46 (Vertical)



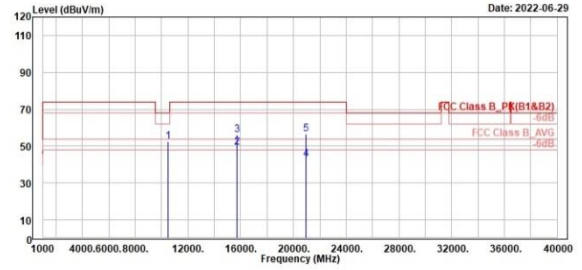
TUV Rheinland Taiwan Ltd.  
No. 458-18, Sec. 2, Fenhiao, Linkou Dist., New Taipei City 244, Taiwan(R.O.C.)  
Tel: +886-2172-1000 Fax: +886-2172-1322



Read	Limit	Over	Apos	TPos	Remark	Pol/Phase	Note
Level	Line	Limit					
Factor							
dBuV	dB/m	dBuV/m	dB	cm	deg		
53.94	57.22	-3.28	68.20	-14.26	190	296 Peak	Horizontal
47.09	43.16	3.93	54.00	-6.91	148	66 Average	Horizontal
56.23	52.30	3.93	74.00	-17.77	148	66 Peak	Horizontal
41.59	41.35	0.24	54.00	-12.41	178	15 Average	Horizontal
55.03	54.79	0.24	74.00	-18.97	178	15 Peak	Horizontal



TUV Rheinland Taiwan Ltd.  
No. 458-18, Sec. 2, Fenhiao, Linkou Dist., New Taipei City 244, Taiwan(R.O.C.)  
Tel: +886-2172-1000 Fax: +886-2172-1322



Read	Limit	Over	Apos	TPos	Remark	Pol/Phase	Note
Level	Line	Limit					
Factor							
dBuV	dB/m	dBuV/m	dB	cm	deg		
52.30	55.58	-3.28	68.20	-15.90	185	58 Peak	Vertical
49.50	45.57	3.93	54.00	-4.50	186	340 Average	Vertical
56.21	52.28	3.93	74.00	-17.79	186	340 Peak	Vertical
42.99	42.75	0.24	54.00	-11.01	268	357 Average	Vertical
56.72	56.48	0.24	74.00	-17.28	268	338 Peak	Vertical

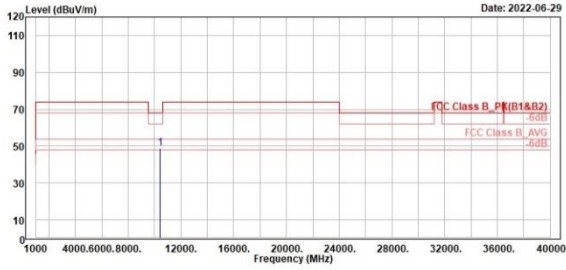
802.11ax HE80\_OFDM

CH 42 (Horizontal)

CH 42 (Vertical)



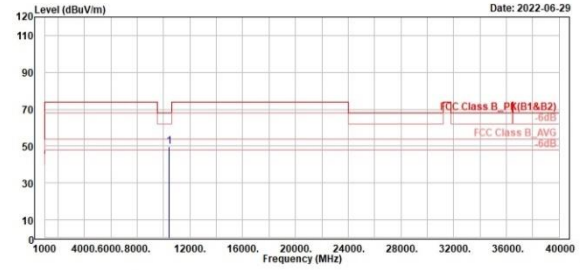
TUV Rheinland Taiwan Ltd.  
No. 458-18, Sec. 2, Fenhiao, Linkou Dist., New Taipei City 244, Taiwan(R.O.C.)  
Tel: +886-2172-1000 Fax: +886-2172-1322



Read	Limit	Over	Apos	TPos	Remark	Pol/Phase	Note		
Freq	Level	Factor	Line	Limit					
MHz	dBuV/m	dBuV	dB/m	dBuV/m	dB	cm	deg		
1	10420.00	49.03	52.41	-3.38	68.20	-19.17	153	238 Peak	Horizontal



TUV Rheinland Taiwan Ltd.  
No. 458-18, Sec. 2, Fenhiao, Linkou Dist., New Taipei City 244, Taiwan(R.O.C.)  
Tel: +886-2172-1000 Fax: +886-2172-1322



Read	Limit	Over	Apos	TPos	Remark	Pol/Phase	Note		
Freq	Level	Factor	Line	Limit					
MHz	dBuV/m	dBuV	dB/m	dBuV/m	dB	cm	deg		
1	10420.00	49.57	52.95	-3.38	68.20	-18.63	158	94 Peak	Vertical

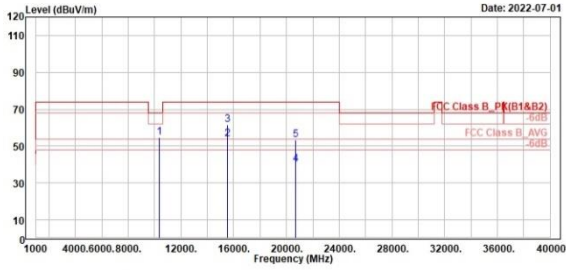
802.11ax HE20\_OFDMA

CH 36 (Horizontal)

CH 36 (Vertical)



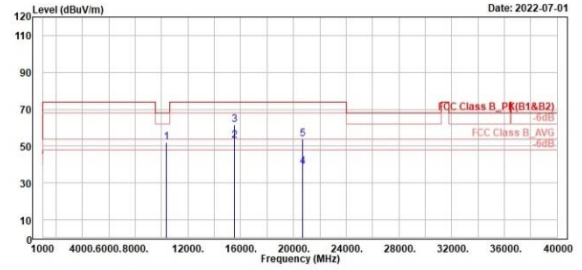
TUV Rheinland Taiwan Ltd.  
No. 458-18, Sec. 2, Fenhiao, Linkou Dist., New Taipei City 244, Taiwan(R.O.C.)  
Tel: +886-2172-1000 Fax: +886-2172-1322



	Read	Limit	Over	Apos	TPos	Remark	Pol/Phase	Note		
1	2	3	4	5	6	7	8	9		
MHz	Level	Level	Line	Factor	Line	Limit	dB	cm	deg	
1	10360.00	54.84	58.35	-3.51	68.20	-13.36	200	175	Peak	Horizontal
2	15540.00	53.81	50.10	3.71	54.00	-0.19	106	62	Average	Horizontal
3	15540.00	61.81	58.10	3.71	74.00	-12.19	106	62	Peak	Horizontal
4	20720.00	40.22	40.40	-0.18	54.00	-13.78	200	50	Average	Horizontal
5	20720.00	53.41	53.59	-0.18	74.00	-20.59	200	50	Peak	Horizontal



TUV Rheinland Taiwan Ltd.  
No. 458-18, Sec. 2, Fenhiao, Linkou Dist., New Taipei City 244, Taiwan(R.O.C.)  
Tel: +886-2172-1000 Fax: +886-2172-1322



	Read	Limit	Over	Apos	TPos	Remark	Pol/Phase	Note		
1	2	3	4	5	6	7	8	9		
MHz	Level	Level	Line	Factor	Line	Limit	dB	cm	deg	
1	10360.00	51.95	55.46	-3.51	68.20	-16.25	114	360	Peak	Vertical
2	15540.00	52.83	49.12	3.71	54.00	-1.17	100	13	Average	Vertical
3	15540.00	61.76	58.05	3.71	74.00	-12.24	100	13	Peak	Vertical
4	20720.00	38.73	38.91	-0.18	54.00	-15.27	248	1	Average	Vertical
5	20720.00	53.97	54.15	-0.18	74.00	-20.03	248	1	Peak	Vertical

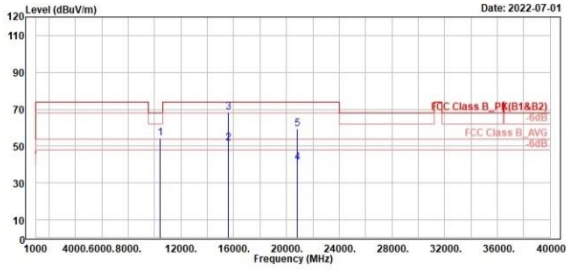
802.11ax HE20\_OFDMA

CH 40 (Horizontal)

CH 40 (Vertical)



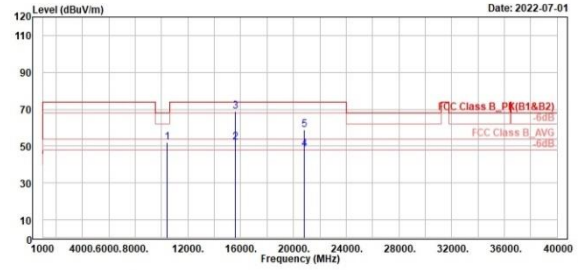
TUV Rheinland Taiwan Ltd.  
No. 438-18, Sec. 2, Fenhiao, Linkou Dist., New Taipei City 244, Taiwan(R.O.C.)  
Tel: +886-2172-1000 Fax: +886-2172-1322



Read	Limit	Over	APos	TPos	Remark	Pol/Phase	Note
Level	Line	Limit					
Factor							
dBuV	dB/m	dBuV/m	dB	cm	deg		
1 10400.00	54.09	57.51	-3.42	68.20	-14.11	200	12 Peak Horizontal
2 ! 15600.00	51.53	47.91	3.62	54.00	-2.47	100	62 Average Horizontal
3 ! 15600.00	68.35	64.73	3.62	74.00	-5.65	100	62 Peak Horizontal
4 20800.00	41.07	41.07	0.00	54.00	-12.93	200	345 Average Horizontal
5 20800.00	59.11	59.11	0.00	74.00	-14.89	200	345 Peak Horizontal



TUV Rheinland Taiwan Ltd.  
No. 438-18, Sec. 2, Fenhiao, Linkou Dist., New Taipei City 244, Taiwan(R.O.C.)  
Tel: +886-2172-1000 Fax: +886-2172-1322



Read	Limit	Over	APos	TPos	Remark	Pol/Phase	Note
Level	Line	Limit					
Factor							
dBuV	dB/m	dBuV/m	dB	cm	deg		
1 10400.00	51.94	55.36	-3.42	68.20	-16.26	115	360 Peak Vertical
2 ! 15600.00	51.92	48.30	3.62	54.00	-2.08	390	7 Average Vertical
3 ! 15600.00	68.93	65.31	3.62	74.00	-5.07	390	7 Peak Vertical
4 ! 20800.00	48.16	48.16	0.00	54.00	-5.84	266	1 Average Vertical
5 20800.00	58.73	58.73	0.00	74.00	-15.27	266	1 Peak Vertical



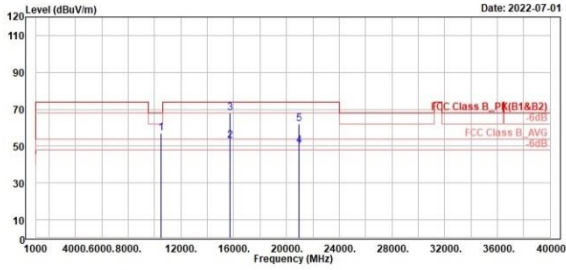
802.11ax HE20\_OFDMA

CH 48 (Horizontal)

CH 48 (Vertical)



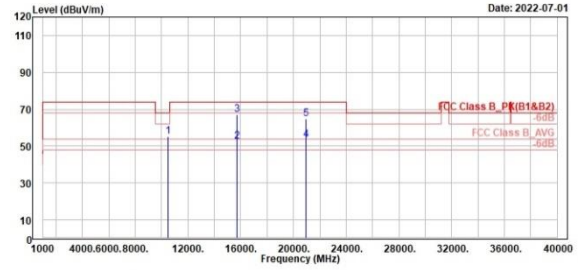
TUV Rheinland Taiwan Ltd.  
No. 458-18, Sec. 2, Fenliao, Linkou Dist., New Taipei City 244, Taiwan(R.O.C.)  
Tel: +886-2172-1000 Fax: +886-2172-1322



	Read	Limit	Over	Apos	TPos	Remark	Pol/Phase	Note		
1	2	3	4	5	6	7	8	9		
MHz	Level	Level	Line	Factor	Line	Limit	dB	cm	deg	
1	10485.00	57.05	60.29	-3.24	68.20	-11.15	300	74	Peak	Horizontal
2	15720.00	52.82	48.80	4.02	54.00	-1.18	100	62	Average	Horizontal
3	15720.00	67.97	63.95	4.02	74.00	-6.03	100	62	Peak	Horizontal
4	20960.00	50.20	49.88	0.32	54.00	-3.80	200	352	Average	Horizontal
5	20960.00	61.92	61.60	0.32	74.00	-12.08	200	352	Peak	Horizontal



TUV Rheinland Taiwan Ltd.  
No. 458-18, Sec. 2, Fenliao, Linkou Dist., New Taipei City 244, Taiwan(R.O.C.)  
Tel: +886-2172-1000 Fax: +886-2172-1322



	Read	Limit	Over	Apos	TPos	Remark	Pol/Phase	Note		
1	2	3	4	5	6	7	8	9		
MHz	Level	Level	Line	Factor	Line	Limit	dB	cm	deg	
1	10486.00	55.18	58.40	-3.22	68.20	-13.02	300	328	Peak	Vertical
2	15720.00	52.58	48.56	4.02	54.00	-1.42	217	360	Average	Vertical
3	15720.00	66.94	62.92	4.02	74.00	-7.06	217	360	Peak	Vertical
4	20960.00	53.54	53.22	0.32	54.00	-0.46	256	360	Average	Vertical
5	20960.00	64.61	64.29	0.32	74.00	-9.39	256	360	Peak	Vertical

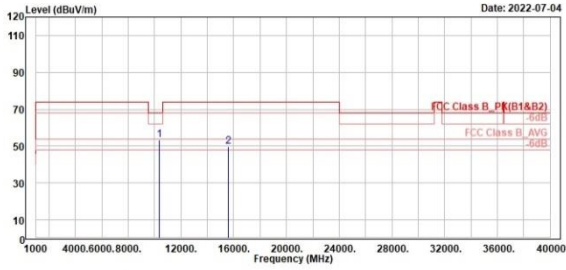
802.11ax HE40\_OFDMA

CH 38 (Horizontal)

CH 38 (Vertical)



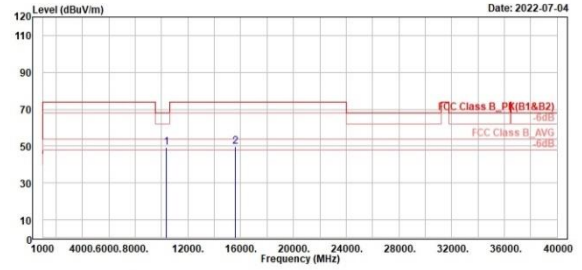
TUV Rheinland Taiwan Ltd.  
No. 458-18, Sec. 2, Fenhiao, Linkou Dist., New Taipei City 244, Taiwan(R.O.C.)  
Tel: +886-2172-1000 Fax: +886-2172-1322



Read	Limit	Over	APos	TPos	Remark	Pol/Phase	Note				
Level	Line	Limit									
Factor											
dBuV	dB/m	dBuV/m	dB	cm	deg						
1	10380.00	53.23	56.70	-3.47	68.20	-14.97	300	72	Peak	Horizontal	
2	15570.00	49.55	45.89	3.66	74.00	-24.45	100	26	Peak	Horizontal	



TUV Rheinland Taiwan Ltd.  
No. 458-18, Sec. 2, Fenhiao, Linkou Dist., New Taipei City 244, Taiwan(R.O.C.)  
Tel: +886-2172-1000 Fax: +886-2172-1322



Read	Limit	Over	APos	TPos	Remark	Pol/Phase	Note				
Level	Line	Limit									
Factor											
dBuV	dB/m	dBuV/m	dB	cm	deg						
1	10380.00	49.36	52.03	-3.47	68.20	-18.84	134	360	Peak	Vertical	
2	15570.00	49.66	46.00	3.66	74.00	-24.34	200	360	Peak	Vertical	

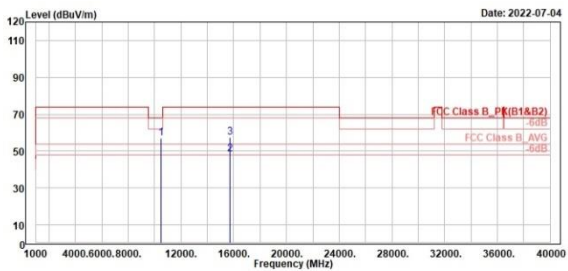
802.11ax HE40\_OFDMA

CH 46 (Horizontal)

CH 46 (Vertical)



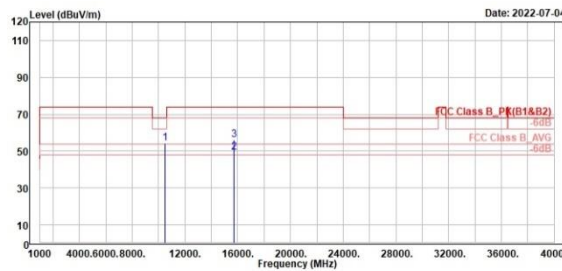
TUV Rheinland Taiwan Ltd.  
No. 458-18, Sec. 2, Fenhiao, Linkou Dist., New Taipei City 244, Taiwan(R.O.C.)  
Tel: +886-2172-1000 Fax: +886-2172-1322



Read	Limit	Over	APos	TPos	Remark	Pol/Phase	Note
Level	Line	Limit					
Factor							
dBuV	dB/m	dBuV/m	dB	cm	deg		
1 10460.00	57.15	60.43	-3.28	68.20	-11.05	300	70 Peak Horizontal
2 15690.00	48.51	44.58	3.93	54.00	-5.49	100	62 Average Horizontal
3 15690.00	57.36	53.43	3.93	74.00	-16.64	100	62 Peak Horizontal



TUV Rheinland Taiwan Ltd.  
No. 458-18, Sec. 2, Fenhiao, Linkou Dist., New Taipei City 244, Taiwan(R.O.C.)  
Tel: +886-2172-1000 Fax: +886-2172-1322



Read	Limit	Over	APos	TPos	Remark	Pol/Phase	Note
Level	Line	Limit					
Factor							
dBuV	dB/m	dBuV/m	dB	cm	deg		
1 10460.00	54.41	57.69	-3.28	68.20	-13.79	149	360 Peak Vertical
2 15690.00	49.17	45.24	3.93	54.00	-4.83	216	4 Average Vertical
3 15690.00	56.19	52.26	3.93	74.00	-17.81	216	4 Peak Vertical

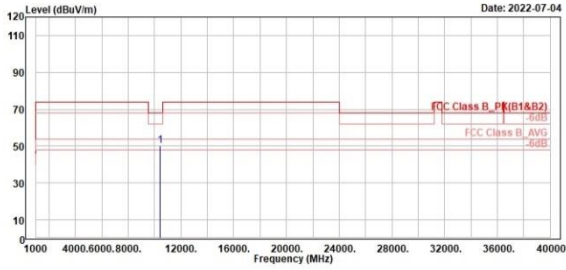
802.11ax HE80\_OFDMA

CH 42 (Horizontal)

CH 42 (Vertical)



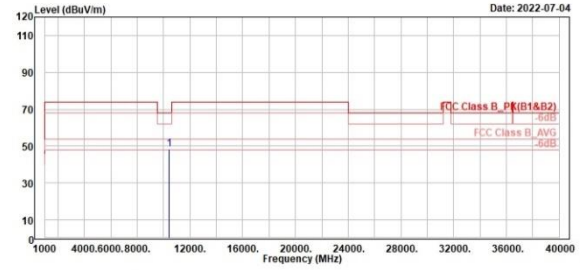
TUV Rheinland Taiwan Ltd.  
No. 458-18, Sec. 2, Feniiao, Linkou Dist., New Taipei City 244, Taiwan(R.O.C.)  
Tel: +886-2172-1000 Fax: +886-2172-1322



Read	Limit	Over	Apos	TPos	Remark	Pol/Phase	Note
Freq	Level	Factor	Line	Limit			
MHz	dBuV/m	dBuV	dB/m	dBuV/m	dB	cm	deg
1 10420.00	50.23	53.61	-3.38	68.20	-17.97	100	283 Peak Horizontal



TUV Rheinland Taiwan Ltd.  
No. 458-18, Sec. 2, Feniiao, Linkou Dist., New Taipei City 244, Taiwan(R.O.C.)  
Tel: +886-2172-1000 Fax: +886-2172-1322



Read	Limit	Over	Apos	TPos	Remark	Pol/Phase	Note
Freq	Level	Factor	Line	Limit			
MHz	dBuV/m	dBuV	dB/m	dBuV/m	dB	cm	deg
1 10420.00	48.53	51.91	-3.38	68.20	-19.67	339	360 Peak Vertical

U-NII-3

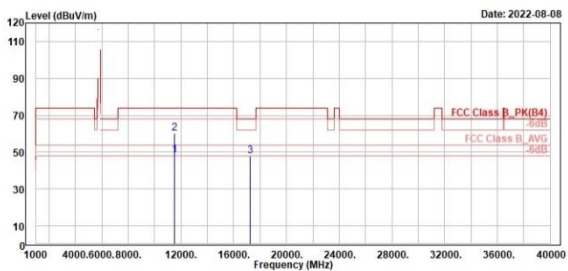
802.11a

CH 149 (Horizontal)

CH 149 (Vertical)



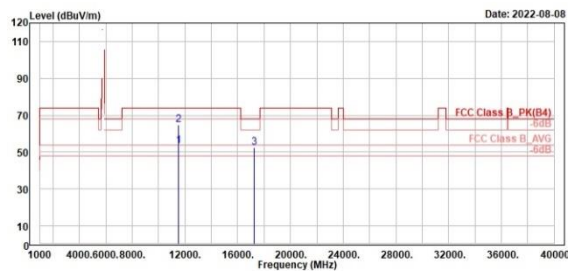
TUV Rheinland Taiwan Ltd.  
No. 458-18, Sec. 2, Fenhiao, Linkou Dist., New Taipei City 244, Taiwan(R.O.C.)  
Tel: +886-2172-1000 Fax: +886-2172-1322



1	2	3								
Read Level	Read Level	Read Level								
Factor	Factor	Factor								
Limit Line	Limit Line	Limit Line								
Over Limit	Over Limit	Over Limit								
APos	APos	APos								
TPos	TPos	TPos								
Remark	Remark	Remark								
Pol/Phase	Pol/Phase	Pol/Phase								
Note	Note	Note								
MHz	dBuV/m	dBuV								
dB/m	dB	cm								
deg										
1   11490.00	48.15	49.36	-1.21	54.00	-5.85	105	335	Average	Horizontal	
2   11490.00	60.06	61.27	-1.21	74.00	-13.94	105	335	Peak	Horizontal	
3   17235.00	47.70	40.97	6.73	68.20	-20.50	100	59	Peak	Horizontal	



TUV Rheinland Taiwan Ltd.  
No. 458-18, Sec. 2, Fenhiao, Linkou Dist., New Taipei City 244, Taiwan(R.O.C.)  
Tel: +886-2172-1000 Fax: +886-2172-1322



1	2	3								
Read Level	Read Level	Read Level								
Factor	Factor	Factor								
Limit Line	Limit Line	Limit Line								
Over Limit	Over Limit	Over Limit								
APos	APos	APos								
TPos	TPos	TPos								
Remark	Remark	Remark								
Pol/Phase	Pol/Phase	Pol/Phase								
Note	Note	Note								
MHz	dBuV/m	dBuV								
dB/m	dB	cm								
deg										
1   11490.00	53.18	54.39	-1.21	54.00	-0.82	239	357	Average	Vertical	
2   11490.00	65.01	66.22	-1.21	74.00	-8.99	239	357	Peak	Vertical	
3   17235.00	52.52	45.79	6.73	68.20	-15.68	100	88	Peak	Vertical	

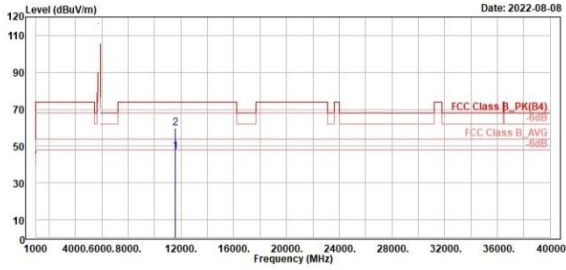
802.11a

CH 157 (Horizontal)

CH 157 (Vertical)



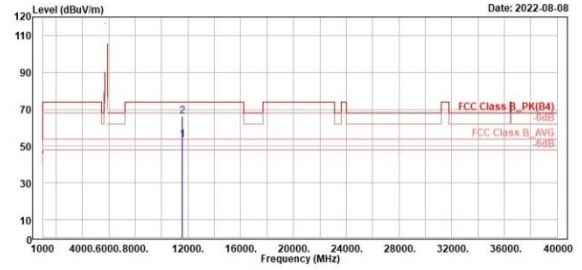
TUV Rheinland Taiwan Ltd.  
No. 458-18, Sec. 2, Fenhiao, Linkou Dist., New Taipei City 244, Taiwan(R.O.C.)  
Tel: +886-2172-1000 Fax: +886-2172-1322



	Read	Limit	Over	Apos	TPos	Remark	Pol/Phase	Note	
1	Level	Line	Limit	dB	cm	deg			
MHz	dBuV/m	dBuV	dB/m	dBuV/m	dB	cm	deg		
1	11578.00	47.16	48.20	-1.04	54.00	-6.84	100	338 Average	Horizontal
2	11578.00	59.80	60.84	-1.04	74.00	-14.20	100	338 Peak	Horizontal



TUV Rheinland Taiwan Ltd.  
No. 458-18, Sec. 2, Fenhiao, Linkou Dist., New Taipei City 244, Taiwan(R.O.C.)  
Tel: +886-2172-1000 Fax: +886-2172-1322



	Read	Limit	Over	Apos	TPos	Remark	Pol/Phase	Note	
1	Level	Line	Limit	dB	cm	deg			
MHz	dBuV/m	dBuV	dB/m	dBuV/m	dB	cm	deg		
1	11578.00	53.51	54.55	-1.04	54.00	-0.49	227	358 Average	VERTICAL
2	11578.00	66.30	67.34	-1.04	74.00	-7.70	227	358 Peak	VERTICAL

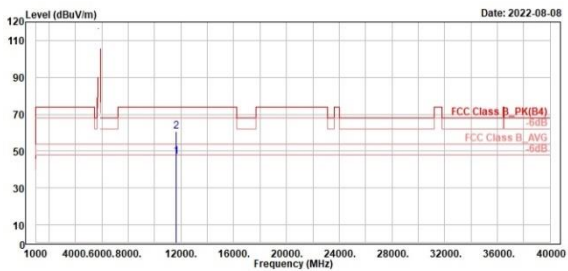
802.11a

CH 165 (Horizontal)

CH 165 (Vertical)



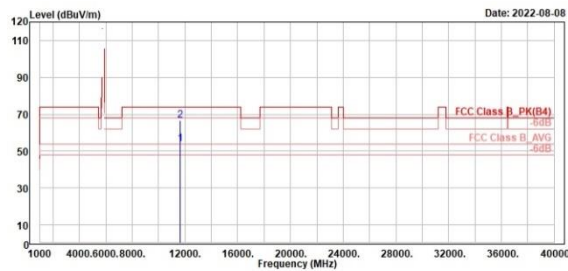
TUV Rheinland Taiwan Ltd.  
No. 458-18, Sec. 2, Fenhiao, Linkou Dist., New Taipei City 244, Taiwan(R.O.C.)  
Tel: +886-2172-1000 Fax: +886-2172-1322



	Read	Limit	Over	APos	TPos	Remark	Pol/Phase	Note	
1	Level	Line	Limit	dB	cm	deg			
MHz	dBuV/m	dBuV	dB/m	dBuV/m	dB	cm	deg		
1	11650.00	47.95	47.99	-0.94	54.00	-6.95	137	304 Average	HORIZONTAL
2	11650.00	66.84	61.78	-0.94	74.00	-13.16	137	304 Peak	HORIZONTAL



TUV Rheinland Taiwan Ltd.  
No. 458-18, Sec. 2, Fenhiao, Linkou Dist., New Taipei City 244, Taiwan(R.O.C.)  
Tel: +886-2172-1000 Fax: +886-2172-1322



	Read	Limit	Over	APos	TPos	Remark	Pol/Phase	Note	
1	Level	Line	Limit	dB	cm	deg			
MHz	dBuV/m	dBuV	dB/m	dBuV/m	dB	cm	deg		
1	11650.00	53.74	54.68	-0.94	54.00	-0.26	225	355 Average	Vertical
2	11650.00	66.64	67.58	-0.94	74.00	-7.36	225	355 Peak	Vertical

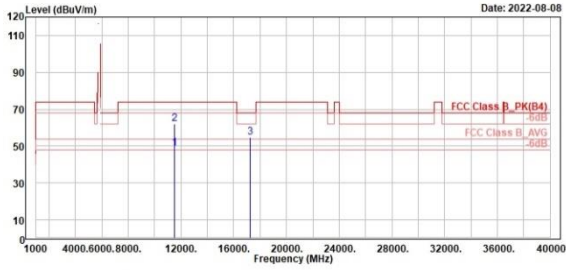
802.11ax HE20\_OFDM

CH 149 (Horizontal)

CH 149 (Vertical)



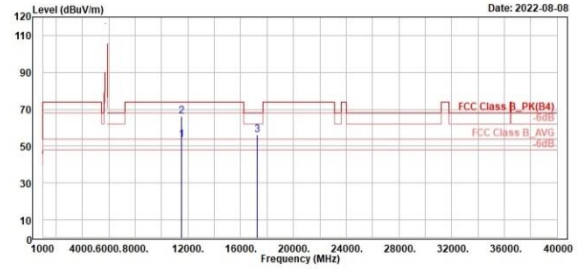
TUV Rheinland Taiwan Ltd.  
No. 458-18, Sec. 2, Fenhiao, Linkou Dist., New Taipei City 244, Taiwan(R.O.C.)  
Tel: +886-2172-1000 Fax: +886-2172-1322



Read	Limit	Over	APos	TPos	Remark	Pol/Phase	Note
Level	Line	Limit					
Factor							
dBuV	dB/m	dBuV/m	dB	cm	deg		
1   11490.00	48.83	50.04	-1.21	54.00	-5.17	100	334 Average Horizontal
2   11490.00	61.98	63.19	-1.21	74.00	-12.02	100	334 Peak Horizontal
3   17235.00	54.90	48.17	6.73	68.20	-13.30	100	128 Peak Horizontal



TUV Rheinland Taiwan Ltd.  
No. 458-18, Sec. 2, Fenhiao, Linkou Dist., New Taipei City 244, Taiwan(R.O.C.)  
Tel: +886-2172-1000 Fax: +886-2172-1322



Read	Limit	Over	APos	TPos	Remark	Pol/Phase	Note
Level	Line	Limit					
Factor							
dBuV	dB/m	dBuV/m	dB	cm	deg		
1   11490.00	53.33	54.54	-1.21	54.00	-0.67	230	354 Average Vertical
2   11490.00	65.95	67.16	-1.21	74.00	-8.05	230	354 Peak Vertical
3   17235.00	55.97	49.24	6.73	68.20	-12.23	202	251 Peak Vertical



802.11ax HE20\_OFDM

CH 157 (Horizontal)

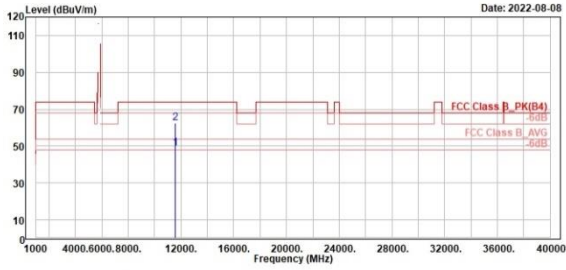
CH 157 (Vertical)



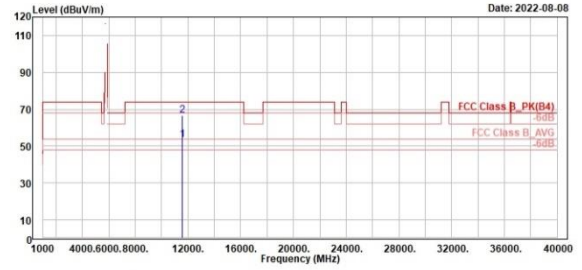
TUV Rheinland Taiwan Ltd.  
No. 458-18, Sec. 2, Fenhiao, Linkou Dist., New Taipei City 244, Taiwan(R.O.C.)  
Tel: +886-2172-1000 Fax: +886-2172-1322



TUV Rheinland Taiwan Ltd.  
No. 458-18, Sec. 2, Fenhiao, Linkou Dist., New Taipei City 244, Taiwan(R.O.C.)  
Tel: +886-2172-1000 Fax: +886-2172-1322



	Read	Limit	Over	APos	TPos	Remark	Pol/Phase	Note
1	Level	Line	Limit	dB	cm	deg		
MHz	dBuV/m	dBuV	dB/m	dBuV/m	dB	cm	deg	
1   11578.00	48.94	49.98	-1.04	54.00	-5.06	190	334 Average	Horizontal
2   11578.00	62.47	63.51	-1.04	74.00	-11.53	190	334 Peak	Horizontal



	Read	Limit	Over	APos	TPos	Remark	Pol/Phase	Note
1	Level	Line	Limit	dB	cm	deg		
MHz	dBuV/m	dBuV	dB/m	dBuV/m	dB	cm	deg	
1   11578.00	53.41	54.45	-1.04	54.00	-0.59	237	358 Average	Vertical
2   11578.00	66.59	67.63	-1.04	74.00	-7.41	237	358 Peak	Vertical

802.11ax HE20\_OFDM

CH 165 (Horizontal)

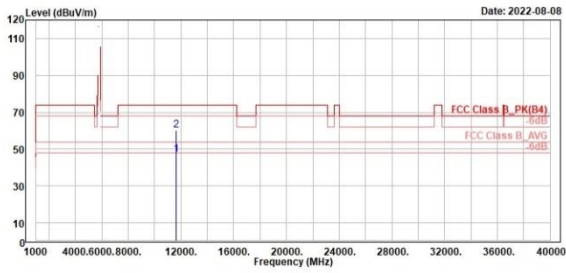
CH 165 (Vertical)



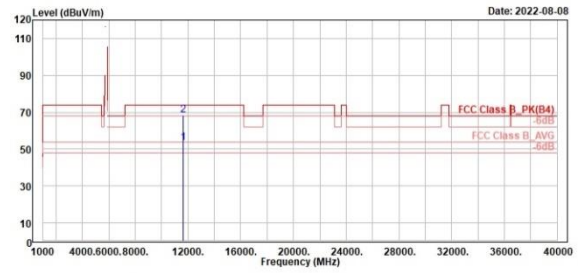
TUV Rheinland Taiwan Ltd.  
No. 458-18, Sec. 2, Fenhiao, Linkou Dist., New Taipei City 244, Taiwan(R.O.C.)  
Tel: +886-2172-1000 Fax: +886-2172-1322



TUV Rheinland Taiwan Ltd.  
No. 458-18, Sec. 2, Fenhiao, Linkou Dist., New Taipei City 244, Taiwan(R.O.C.)  
Tel: +886-2172-1000 Fax: +886-2172-1322



Read	Limit	Over	APos	TPos	Remark	Pol/Phase	Note		
Level	Line	Limit							
Factor									
dBuV	dB/m	dBuV/m	dB	cm	deg				
1	11650.00	46.84	47.78	-0.94	54.00	-7.16	100	293 Average	Horizontal
2	11650.00	60.44	61.38	-0.94	74.00	-13.56	100	293 Peak	Horizontal



Read	Limit	Over	APos	TPos	Remark	Pol/Phase	Note		
Level	Line	Limit							
Factor									
dBuV	dB/m	dBuV/m	dB	cm	deg				
1	11650.00	53.27	54.21	-0.94	54.00	-0.73	230	355 Average	Vertical
2	11650.00	68.22	69.16	-0.94	74.00	-5.78	230	355 Peak	Vertical

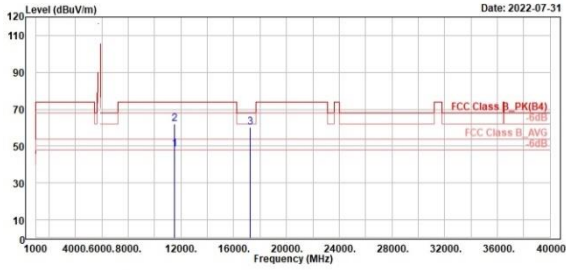
802.11ax HE40\_OFDM

CH 151 (Horizontal)

CH 151 (Vertical)



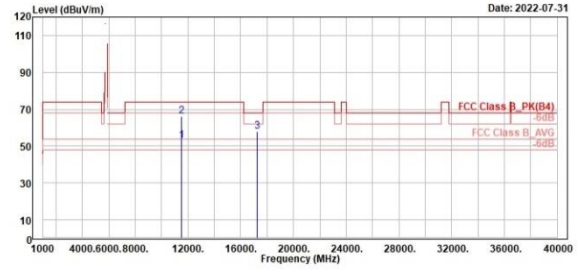
TUV Rheinland Taiwan Ltd.  
No. 458-18, Sec. 2, Fenhiao, Linkou Dist., New Taipei City 244, Taiwan(R.O.C.)  
Tel: +886-2172-1000 Fax: +886-2172-1322



Read	Limit	Over	APos	TPos	Remark	Pol/Phase	Note
Level	Line	Limit					
Factor							
dBuV	dB/m	dBuV/m	dB	cm	deg		
1   11510.00	48.19	49.33	-1.14	54.00	-5.81	100	329 Average Horizontal
2   11510.00	61.84	62.98	-1.14	74.00	-12.16	100	329 Peak Horizontal
3   17265.00	60.05	53.24	6.81	68.20	-8.15	128	360 Peak Horizontal



TUV Rheinland Taiwan Ltd.  
No. 458-18, Sec. 2, Fenhiao, Linkou Dist., New Taipei City 244, Taiwan(R.O.C.)  
Tel: +886-2172-1000 Fax: +886-2172-1322



Read	Limit	Over	APos	TPos	Remark	Pol/Phase	Note
Level	Line	Limit					
Factor							
dBuV	dB/m	dBuV/m	dB	cm	deg		
1   11510.00	52.92	54.06	-1.14	54.00	-1.08	257	354 Average Vertical
2   11510.00	66.23	67.37	-1.14	74.00	-7.77	257	354 Peak Vertical
3   17265.00	57.94	51.13	6.81	68.20	-10.26	100	5 Peak Vertical

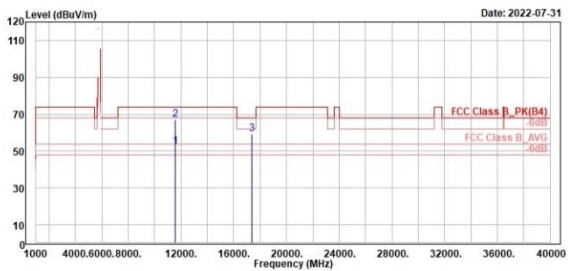
802.11ax HE40\_OFDM

CH 159 (Horizontal)

CH 159 (Vertical)



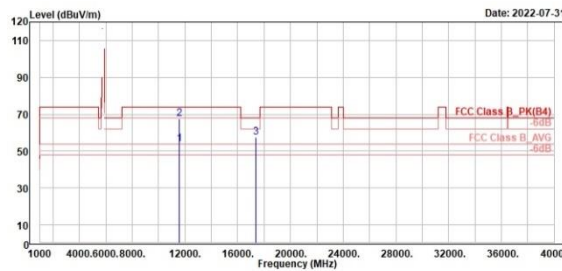
TUV Rheinland Taiwan Ltd.  
No. 458-18, Sec. 2, Fenhiao, Linkou Dist., New Taipei City 244, Taiwan(R.O.C.)  
Tel: +886-2172-1000 Fax: +886-2172-1322



Read	Limit	Over	APos	TPos	Remark	Pol/Phase	Note
Level	Line	Limit					
Factor							
dBuV	dB/m	dBuV/m	dB	cm	deg		
1   11598.00	52.40	53.40	-1.00	54.00	-1.60	200	302 Average Horizontal
2   11598.00	67.22	68.22	-1.00	74.00	-6.78	200	302 Peak Horizontal
3   17385.00	59.29	52.37	6.92	68.20	-8.91	134	360 Peak Horizontal



TUV Rheinland Taiwan Ltd.  
No. 458-18, Sec. 2, Fenhiao, Linkou Dist., New Taipei City 244, Taiwan(R.O.C.)  
Tel: +886-2172-1000 Fax: +886-2172-1322



Read	Limit	Over	APos	TPos	Remark	Pol/Phase	Note
Level	Line	Limit					
Factor							
dBuV	dB/m	dBuV/m	dB	cm	deg		
1   11598.00	53.70	54.70	-1.00	54.00	-0.30	231	354 Average Vertical
2   11598.00	67.57	68.57	-1.00	74.00	-6.43	231	354 Peak Vertical
3   17385.00	57.36	50.44	6.92	68.20	-10.84	100	16 Peak Vertical

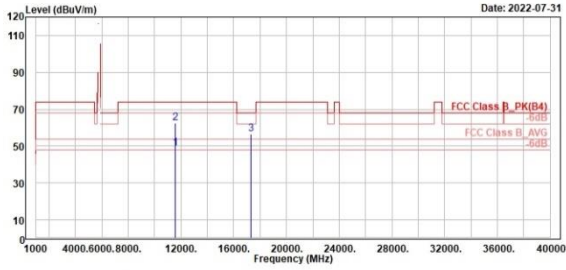
802.11ax HE80\_OFDM

CH 155 (Horizontal)

CH 155 (Vertical)



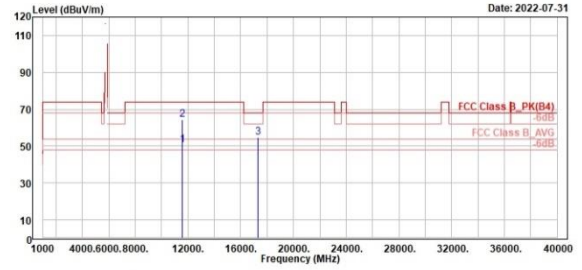
TUV Rheinland Taiwan Ltd.  
No. 458-18, Sec. 2, Fenhiao, Linkou Dist., New Taipei City 244, Taiwan(R.O.C.)  
Tel: +886-2172-1000 Fax: +886-2172-1322



Read	Limit	Over	APos	TPos	Remark	Pol/Phase	Note
Level	Line	Limit					
Factor							
dBuV	dB/m	dBuV/m	dB	cm	deg		
1   11550.00	48.94	50.01	-1.07	54.00	-5.06	200	304 Average Horizontal
2   11550.00	62.72	63.79	-1.07	74.00	-11.28	200	304 Peak Horizontal
3   17325.00	56.63	49.73	6.90	68.20	-11.57	133	360 Peak Horizontal



TUV Rheinland Taiwan Ltd.  
No. 458-18, Sec. 2, Fenhiao, Linkou Dist., New Taipei City 244, Taiwan(R.O.C.)  
Tel: +886-2172-1000 Fax: +886-2172-1322



Read	Limit	Over	APos	TPos	Remark	Pol/Phase	Note
Level	Line	Limit					
Factor							
dBuV	dB/m	dBuV/m	dB	cm	deg		
1   11550.00	50.74	51.81	-1.07	54.00	-3.26	251	354 Average Vertical
2   11550.00	64.26	65.33	-1.07	74.00	-9.74	251	354 Peak Vertical
3   17325.00	54.85	47.95	6.90	68.20	-13.35	300	335 Peak Vertical

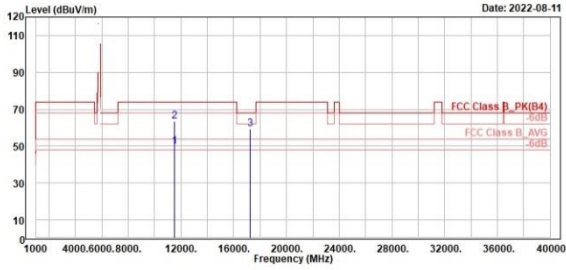
802.11ax HE20\_OFDMA

CH 149 (Horizontal)

CH 149 (Vertical)



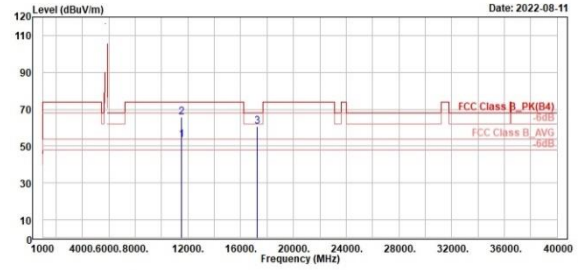
TUV Rheinland Taiwan Ltd.  
No. 458-18, Sec. 2, Fenhiao, Linkou Dist., New Taipei City 244, Taiwan(R.O.C.)  
Tel: +886-2172-1000 Fax: +886-2172-1322



Read	Limit	Over	APos	TPos	Remark	Pol/Phase	Note
Level	Line	Limit					
Factor							
dBuV	dB/m	dBuV/m	dB	cm	deg		
1   11490.00	49.92	51.13	-1.21	54.00	-4.08	310	357 Average Horizontal
2   11490.00	63.42	64.63	-1.21	74.00	-10.58	310	357 Peak Horizontal
3   17235.00	59.43	52.70	6.73	68.20	-8.77	300	351 Peak Horizontal



TUV Rheinland Taiwan Ltd.  
No. 458-18, Sec. 2, Fenhiao, Linkou Dist., New Taipei City 244, Taiwan(R.O.C.)  
Tel: +886-2172-1000 Fax: +886-2172-1322



Read	Limit	Over	APos	TPos	Remark	Pol/Phase	Note
Level	Line	Limit					
Factor							
dBuV	dB/m	dBuV/m	dB	cm	deg		
1   11490.00	53.35	54.56	-1.21	54.00	-0.65	230	353 Average Vertical
2   11490.00	65.71	66.92	-1.21	74.00	-8.29	230	353 Peak Vertical
3   17235.00	60.56	53.83	6.73	68.20	-7.64	400	360 Peak Vertical

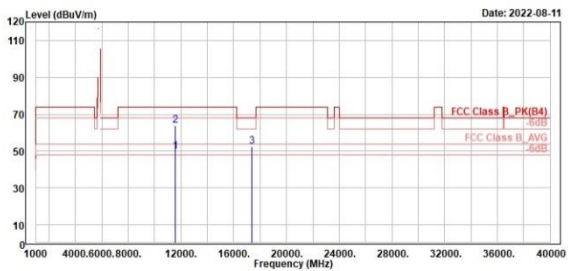
802.11ax HE20\_OFDMA

CH 157 (Horizontal)

CH 157 (Vertical)



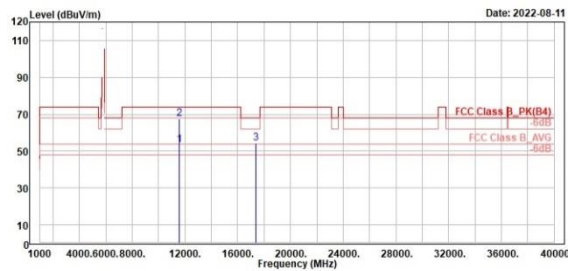
TUV Rheinland Taiwan Ltd.  
No. 458-18, Sec. 2, Fenhiao, Linkou Dist., New Taipei City 244, Taiwan(R.O.C.)  
Tel: +886-2172-1000 Fax: +886-2172-1322



Read	Limit	Over	APos	TPos	Remark	Pol/Phase	Note
Level	Line	Limit					
Factor							
dBuV	dB/m	dBuV/m	dB	cm	deg		
1   11570.00	49.81	50.85	-1.04	54.00	-4.19	320	357 Average Horizontal
2   11570.00	63.76	64.80	-1.04	74.00	-10.24	320	357 Peak Horizontal
3   17355.00	52.43	45.52	6.91	68.20	-15.77	100	265 Peak Horizontal



TUV Rheinland Taiwan Ltd.  
No. 458-18, Sec. 2, Fenhiao, Linkou Dist., New Taipei City 244, Taiwan(R.O.C.)  
Tel: +886-2172-1000 Fax: +886-2172-1322



Read	Limit	Over	APos	TPos	Remark	Pol/Phase	Note
Level	Line	Limit					
Factor							
dBuV	dB/m	dBuV/m	dB	cm	deg		
1   11570.00	53.61	54.65	-1.04	54.00	-0.39	228	355 Average Vertical
2   11570.00	67.71	68.75	-1.04	74.00	-6.29	228	355 Peak Vertical
3   17355.00	54.20	47.29	6.91	68.20	-14.00	400	3 Peak Vertical

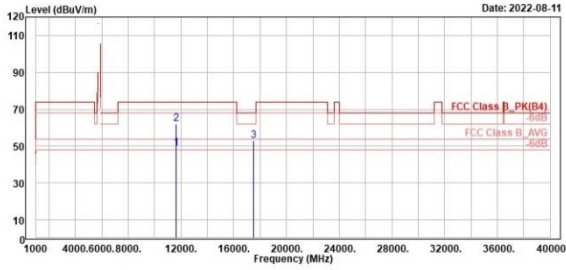
802.11ax HE20\_OFDMA

CH 165 (Horizontal)

CH 165 (Vertical)



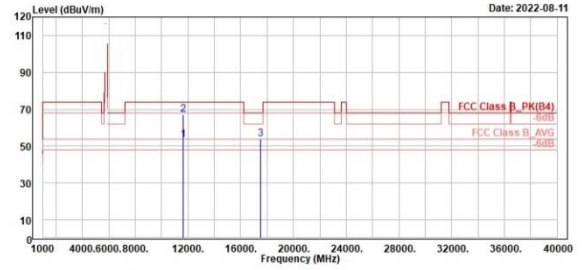
TUV Rheinland Taiwan Ltd.  
No. 458-18, Sec. 2, Fenhiao, Linkou Dist., New Taipei City 244, Taiwan(R.O.C.)  
Tel: +886-2172-1000 Fax: +886-2172-1322



Read	Limit	Over	APos	TPos	Remark	Pol/Phase	Note
Level	Line	Limit					
Factor							
dBuV	dB/m	dBuV/m	dB	cm	deg		
1   11650.00	48.84	49.78	-0.94	54.00	-5.16	200	327 Average Horizontal
2   11650.00	62.19	63.13	-0.94	74.00	-11.81	200	327 Peak Horizontal
3   17475.00	52.99	46.04	6.95	68.20	-15.21	100	302 Peak Horizontal



TUV Rheinland Taiwan Ltd.  
No. 458-18, Sec. 2, Fenhiao, Linkou Dist., New Taipei City 244, Taiwan(R.O.C.)  
Tel: +886-2172-1000 Fax: +886-2172-1322



Read	Limit	Over	APos	TPos	Remark	Pol/Phase	Note
Level	Line	Limit					
Factor							
dBuV	dB/m	dBuV/m	dB	cm	deg		
1   11650.00	53.56	54.50	-0.94	54.00	-0.44	230	356 Average Vertical
2   11650.00	67.09	68.03	-0.94	74.00	-6.91	230	356 Peak Vertical
3   17475.00	53.71	46.76	6.95	68.20	-14.49	302	360 Peak Vertical



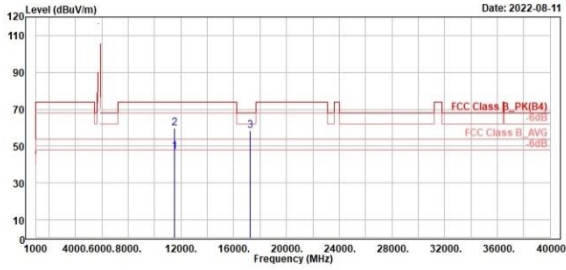
802.11ax HE40\_OFDMA

CH 151 (Horizontal)

CH 151 (Vertical)



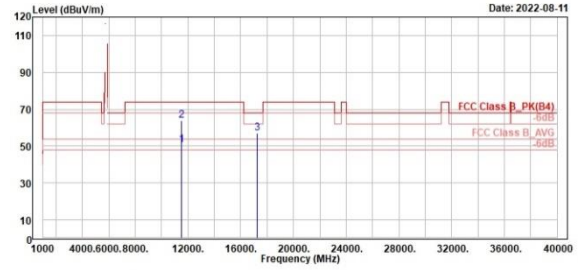
TUV Rheinland Taiwan Ltd.  
No. 458-18, Sec. 2, Fenhiao, Linkou Dist., New Taipei City 244, Taiwan(R.O.C.)  
Tel: +886-2172-1000 Fax: +886-2172-1322



Read	Limit	Over	APos	TPos	Remark	Pol/Phase	Note				
Level	Line	Limit									
Factor											
dBuV	dB/m	dBuV/m	dB	cm	deg						
1	11510.00	46.95	48.09	-1.14	54.00	-7.05	325	360	Average	Horizontal	
2	11510.00	59.77	60.91	-1.14	74.00	-14.23	325	360	Peak	Horizontal	
3	17265.00	58.53	51.72	6.81	68.20	-9.67	100	296	Peak	Horizontal	



TUV Rheinland Taiwan Ltd.  
No. 458-18, Sec. 2, Fenhiao, Linkou Dist., New Taipei City 244, Taiwan(R.O.C.)  
Tel: +886-2172-1000 Fax: +886-2172-1322



Read	Limit	Over	APos	TPos	Remark	Pol/Phase	Note				
Level	Line	Limit									
Factor											
dBuV	dB/m	dBuV/m	dB	cm	deg						
1	11510.00	50.85	51.99	-1.14	54.00	-3.15	229	358	Average	Vertical	
2	11510.00	63.71	64.85	-1.14	74.00	-10.29	229	358	Peak	Vertical	
3	17265.00	57.07	50.26	6.81	68.20	-11.13	371	360	Peak	Vertical	

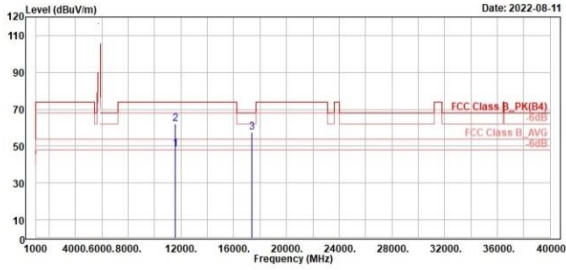
802.11ax HE40\_OFDMA

CH 159 (Horizontal)

CH 159 (Vertical)



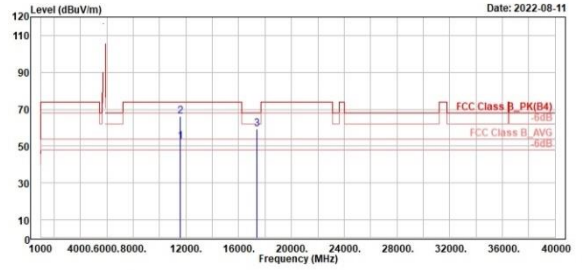
TUV Rheinland Taiwan Ltd.  
No. 458-18, Sec. 2, Fenhiao, Linkou Dist., New Taipei City 244, Taiwan(R.O.C.)  
Tel: +886-2172-1000 Fax: +886-2172-1322



Read	Limit	Over	APos	TPos	Remark	Pol/Phase	Note
Level	Line	Limit					
Factor							
dBuV	dB/m	dBuV/m	dB	cm	deg		
1   11598.00	48.22	49.22	-1.00	54.00	-5.78	112	298 Average Horizontal
2   11598.00	62.02	63.02	-1.00	74.00	-11.98	112	298 Peak Horizontal
3   17385.00	57.69	58.77	6.92	68.20	-10.51	100	300 Peak Horizontal



TUV Rheinland Taiwan Ltd.  
No. 458-18, Sec. 2, Fenhiao, Linkou Dist., New Taipei City 244, Taiwan(R.O.C.)  
Tel: +886-2172-1000 Fax: +886-2172-1322



Read	Limit	Over	APos	TPos	Remark	Pol/Phase	Note
Level	Line	Limit					
Factor							
dBuV	dB/m	dBuV/m	dB	cm	deg		
1   11598.00	52.36	53.36	-1.00	54.00	-1.64	232	355 Average Vertical
2   11598.00	66.20	67.20	-1.00	74.00	-7.80	232	355 Peak Vertical
3   17385.00	59.24	62.32	6.92	68.20	-8.96	387	360 Peak Vertical

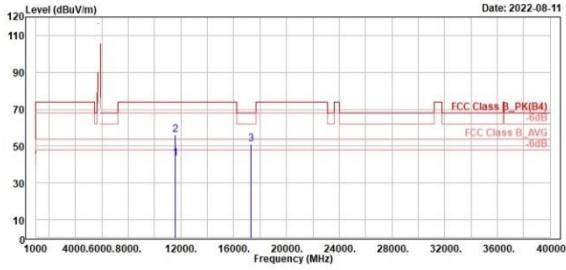
802.11ax HE80\_OFDMA

CH 155 (Horizontal)

CH 155 (Vertical)



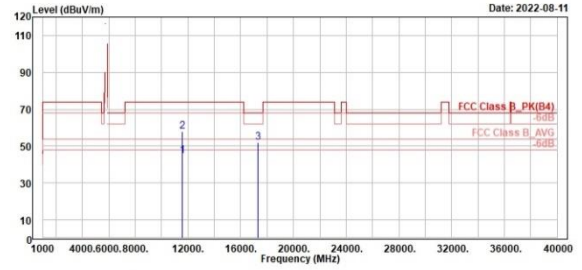
TUV Rheinland Taiwan Ltd.  
No. 458-18, Sec. 2, Fenhiao, Linkou Dist., New Taipei City 244, Taiwan(R.O.C.)  
Tel: +886-2172-1000 Fax: +886-2172-1322



	Read	Limit	Over	APos	TPos	Remark	Pol/Phase	Note	
1	11550.00	43.37	44.44	-1.07	54.00	-10.63	292	337 Average	Horizontal
2	11550.00	56.31	57.38	-1.07	74.00	-17.69	292	337 Peak	Horizontal
3	17325.00	51.16	44.26	6.90	68.20	-17.04	100	301 Peak	Horizontal



TUV Rheinland Taiwan Ltd.  
No. 458-18, Sec. 2, Fenhiao, Linkou Dist., New Taipei City 244, Taiwan(R.O.C.)  
Tel: +886-2172-1000 Fax: +886-2172-1322



	Read	Limit	Over	APos	TPos	Remark	Pol/Phase	Note	
1	11550.00	44.64	45.71	-1.07	54.00	-9.36	275	350 Average	Vertical
2	11550.00	57.73	58.80	-1.07	74.00	-16.27	275	350 Peak	Vertical
3	17325.00	52.04	45.14	6.90	68.20	-16.16	381	360 Peak	Vertical

Spurious Emissions, Tx Mode, 30MHz ~ 1GHz

U-NII-1

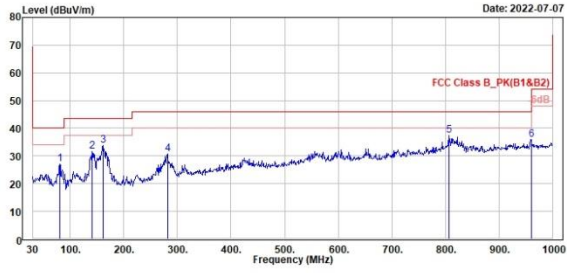
802.11ax HE20\_OFDMA

CH 40 (Horizontal)

CH 40 (Vertical)



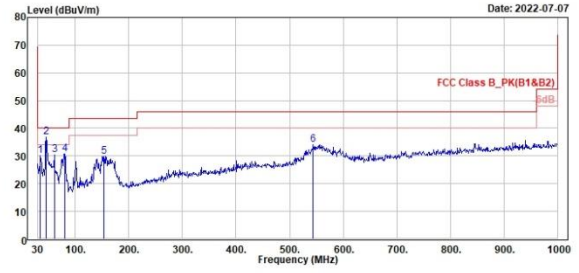
TUV Rheinland Taiwan Ltd.  
No. 458-18, Sec 2, Fenliao, Linkou Dist., New Taipei City 244, Taiwan(R.O.C.)  
Tel: +886-2172-1000 Fax: +886-2172-1322



Freq	Level	Read	Limit	Over	Apos	TPos	Remark	Pol/Phase	Note	
MHz	dBuV/m	dBuV	dB/m	dBuV/m	dB	cm	deg			
1	80.44	27.21	37.68	-10.47	40.00	-12.79	400	160	QP	Horizontal
2	140.58	31.66	37.98	-6.32	43.50	-11.84	200	87	QP	Horizontal
3	169.95	33.85	39.80	-5.95	43.50	-9.65	200	235	QP	Horizontal
4	281.23	30.57	35.87	-5.30	46.00	-15.43	100	81	QP	Horizontal
5	806.97	37.30	34.29	3.01	46.00	-8.70	100	340	QP	Horizontal
6	950.23	35.81	30.09	5.72	54.00	-18.19	300	25	QP	Horizontal



TUV Rheinland Taiwan Ltd.  
No. 458-18, Sec 2, Fenliao, Linkou Dist., New Taipei City 244, Taiwan(R.O.C.)  
Tel: +886-2172-1000 Fax: +886-2172-1322



Freq	Level	Read	Limit	Over	Apos	TPos	Remark	Pol/Phase	Note	
MHz	dBuV/m	dBuV	dB/m	dBuV/m	dB	cm	deg			
1	34.85	30.16	37.20	-7.04	40.00	-9.84	100	225	QP	Vertical
2	45.52	36.74	42.72	-5.98	40.00	-3.26	100	350	QP	Vertical
3	61.04	30.34	37.51	-7.17	40.00	-9.66	165	360	QP	Vertical
4	80.44	30.74	41.21	-10.47	40.00	-9.26	100	246	QP	Vertical
5	153.19	29.89	36.00	-6.11	43.50	-13.61	400	73	QP	Vertical
6	544.10	34.04	34.95	-0.91	46.00	-11.96	100	360	QP	Vertical

Spurious Emissions, Tx Mode, 9kHz ~ 30MHz

U-NII-1

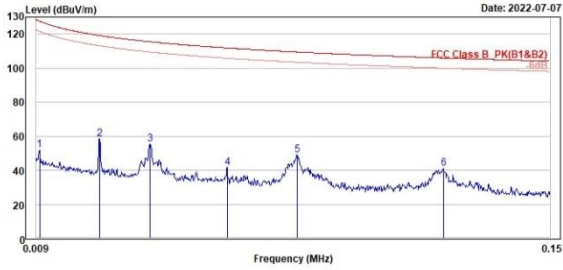
802.11ax HE20\_OFDMA

CH 40 (9kHz ~ 150kHz)

CH 40 (150kHz ~ 30MHz)



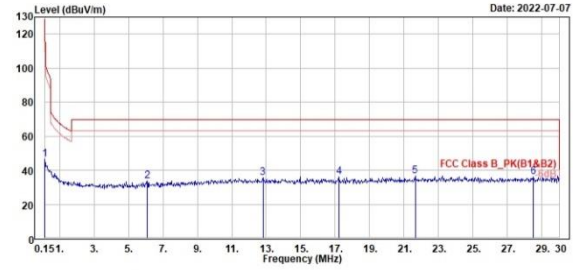
TUV Rheinland Taiwan Ltd.  
No. 458-18, Sec 2, Fenhiao, Linkou Dist., New Taipei City 244, Taiwan(R.O.C.)  
Tel: +886-2172-1000 Fax: +886-2172-1322



Peak	Freq (MHz)	Level (dBuV/m)	Read Level (dBuV)	Factor (dB/m)	Limit Line (dBuV/m)	Over Limit (dB)	APos (cm)	TPos (deg)	Remark	Pol/Phase	Note
1	0.01	51.87	34.16	17.71	127.60	-75.73	100	34	QP	Open	
2	0.03	58.53	39.34	19.19	119.13	-60.60	100	200	QP	Open	
3	0.04	55.17	35.76	19.41	115.49	-60.32	100	167	QP	Open	
4	0.06	41.67	22.61	19.06	111.82	-70.15	100	359	QP	Open	
5	0.08	48.90	30.26	18.64	109.47	-69.57	100	167	QP	Open	
6	0.12	41.10	22.81	18.29	105.97	-64.87	100	174	QP	Open	

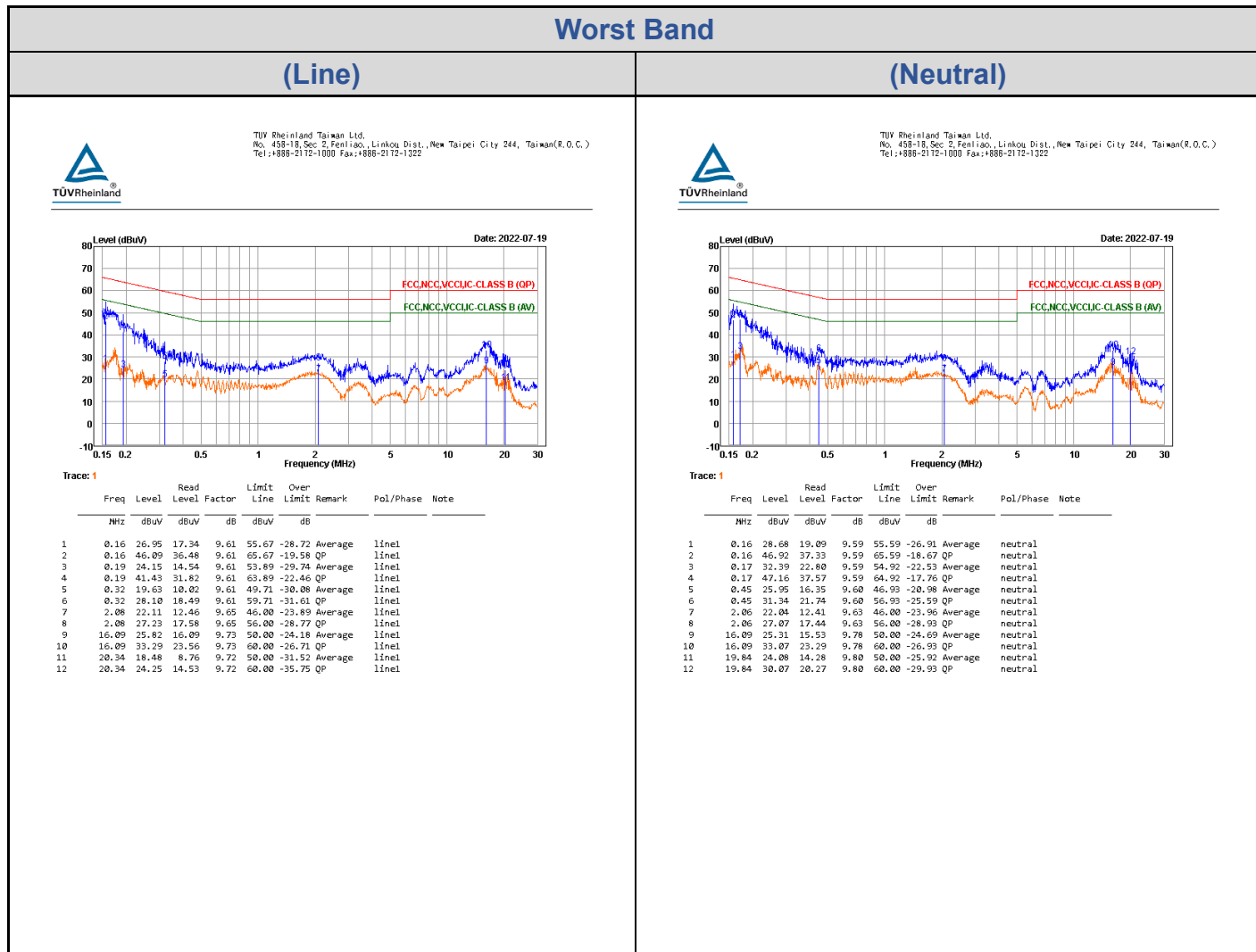


TUV Rheinland Taiwan Ltd.  
No. 458-18, Sec 2, Fenhiao, Linkou Dist., New Taipei City 244, Taiwan(R.O.C.)  
Tel: +886-2172-1000 Fax: +886-2172-1322



Peak	Freq (MHz)	Level (dBuV/m)	Read Level (dBuV)	Factor (dB/m)	Limit Line (dBuV/m)	Over Limit (dB)	APos (cm)	TPos (deg)	Remark	Pol/Phase	Note
1	0.15	46.39	27.99	18.40	104.00	-57.69	100	291	QP	Open	
2	6.09	33.70	13.88	19.82	69.50	-35.80	100	286	QP	Open	
3	12.81	35.65	13.95	21.70	69.50	-33.85	100	149	QP	Open	
4	17.22	35.85	13.85	22.00	69.50	-33.65	100	304	QP	Open	
5	21.64	36.33	14.06	22.27	69.50	-33.17	100	114	QP	Open	
6	28.51	36.29	13.70	22.59	69.50	-33.21	100	33	QP	Open	

Mains Conducted Emission, (150kHz ~ 30MHz)



<POE Mode>  
Band Edges, 4.5GHz ~ 5.15GHz  
U-NII-1

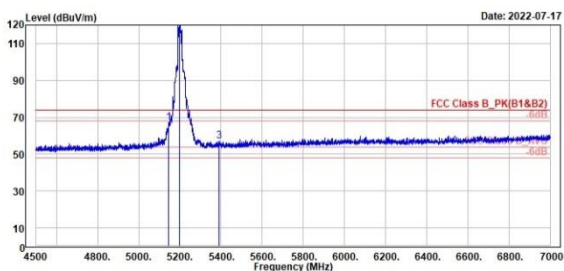
802.11ax HE20\_OFDMA

CH 40 (Horizontal) Peak

CH 40 (Vertical) Peak



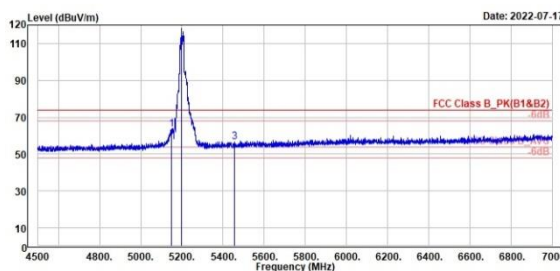
TUV Rheinland Taiwan Ltd.  
No. 458-18, Sec. 2, Feniiao, Linkou Dist., New Taipei City 244, Taiwan(R.O.C.)  
Tel: +886-2172-1000 Fax: +886-2172-1322



Peak	Freq	Level	Read Level	Level Factor	Limit Line	Over Limit	APos	TPos	Remark	Pol/Phase	Note
	MHz	dBuV/m	dBuV	dB/m	dBuV/m	dB	cm	deg			
1	5146.50	66.87	24.00	42.87	74.00	-7.13	193	63	Peak	Horizontal	
2 *	5289.00	122.77	79.73	43.04	74.00	48.77	193	63	Peak	Horizontal	
3	5391.00	57.16	14.00	43.16	74.00	-16.84	193	63	Peak	Horizontal	



TUV Rheinland Taiwan Ltd.  
No. 458-18, Sec. 2, Feniiao, Linkou Dist., New Taipei City 244, Taiwan(R.O.C.)  
Tel: +886-2172-1000 Fax: +886-2172-1322



Peak	Freq	Level	Read Level	Level Factor	Limit Line	Over Limit	APos	TPos	Remark	Pol/Phase	Note
	MHz	dBuV/m	dBuV	dB/m	dBuV/m	dB	cm	deg			
1	5146.50	63.25	20.36	42.89	74.00	-10.75	307	14	Peak	Vertical	
2 *	5289.00	118.07	75.03	43.04	74.00	44.07	307	14	Peak	Vertical	
3	5455.50	56.55	13.29	43.26	74.00	-17.45	307	14	Peak	Vertical	

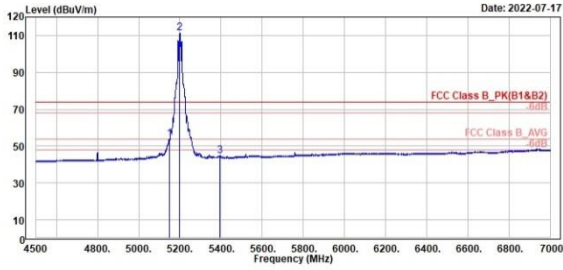
802.11ax HE20\_OFDMA

CH 40 (Horizontal) Average

CH 40 (Vertical) Average



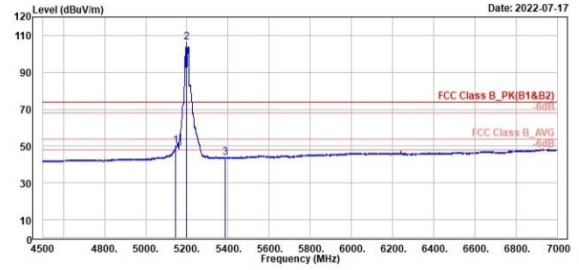
TUV Rheinland Taiwan Ltd.  
No. 458-18, Sec. 2, Fenhiao, Linkou Dist., New Taipei City 244, Taiwan(R.O.C.)  
Tel: +886-2172-1000 Fax: +886-2172-1322



	Read	Limit	Over	APos	TPos	Remark	Pol/Phase	Note
1	5148.00	53.65	10.76	42.89	74.00	-20.35	193	63 Average Horizontal
2	5208.00	111.18	68.14	43.04	74.00	37.18	193	63 Average Horizontal
3	5392.50	44.85	1.68	43.17	74.00	-29.15	193	63 Average Horizontal



TUV Rheinland Taiwan Ltd.  
No. 458-18, Sec. 2, Fenhiao, Linkou Dist., New Taipei City 244, Taiwan(R.O.C.)  
Tel: +886-2172-1000 Fax: +886-2172-1322



	Read	Limit	Over	APos	TPos	Remark	Pol/Phase	Note
1	5146.00	49.98	7.11	42.87	74.00	-24.02	307	14 Average Vertical
2	5208.00	106.16	63.12	43.04	74.00	32.16	307	14 Average Vertical
3	5388.00	44.03	0.88	43.15	74.00	-29.97	307	14 Average Vertical



Spurious Emissions, Tx Mode, 1GHz ~ 40GHz

U-NII-1

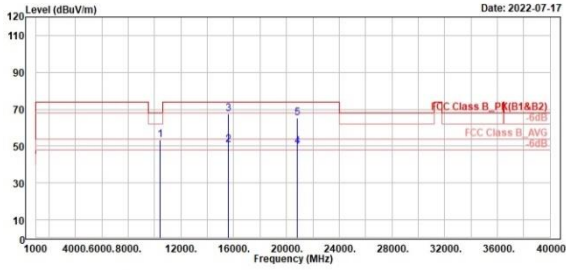
802.11ax HE20\_OFDMA

CH 40 (Horizontal)

CH 40 (Vertical)



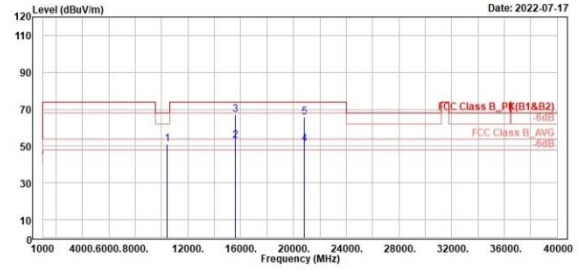
TUV Rheinland Taiwan Ltd.  
No. 438-18, Sec 2, Fenliao, Linkou Dist., New Taipei City 244, Taiwan(R.O.C.)  
Tel: +886-2172-1000 Fax: +886-2172-1322



	Read	Limit	Over	APos	TPos	Remark	Pol/Phase	Note
1	18400.00	53.55	56.97	-3.42	68.20	-14.65	300	74 Peak
2	15600.00	50.63	47.01	3.62	74.00	-23.37	152	52 Average
3	15600.00	67.57	63.95	3.62	74.00	-6.43	152	52 Peak
4	20800.00	49.94	49.94	0.00	74.00	-24.06	200	351 Average
5	20800.00	65.20	65.20	0.00	74.00	-8.80	200	351 Peak



TUV Rheinland Taiwan Ltd.  
No. 438-18, Sec 2, Fenliao, Linkou Dist., New Taipei City 244, Taiwan(R.O.C.)  
Tel: +886-2172-1000 Fax: +886-2172-1322



	Read	Limit	Over	APos	TPos	Remark	Pol/Phase	Note
1	18400.00	51.16	54.58	-3.42	68.20	-17.04	156	360 Peak
2	15600.00	53.01	49.39	3.62	74.00	-20.99	234	3 Average
3	15600.00	67.09	63.47	3.62	74.00	-6.91	234	3 Peak
4	20800.00	50.88	50.88	0.00	74.00	-23.12	288	8 Average
5	20800.00	65.92	65.92	0.00	74.00	-8.08	288	8 Peak

Spurious Emissions, Tx Mode, 30MHz ~ 1GHz

U-NII-1

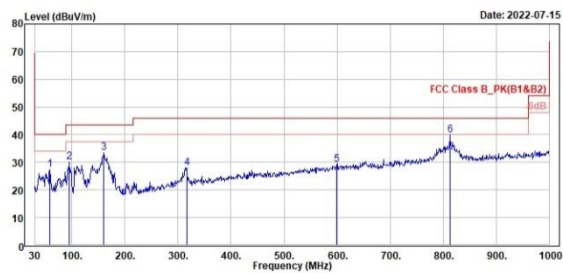
802.11ax HE20\_OFDMA

CH 40 (Horizontal)

CH 40 (Vertical)



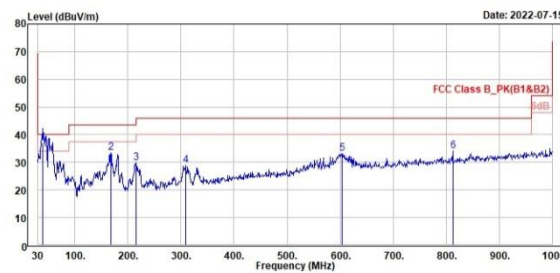
TUV Rheinland Taiwan Ltd.  
No. 458-18, Sec 2, Fenhiao, Linkou Dist., New Taipei City 244, Taiwan(R.O.C.)  
Tel: +886-2172-1000 Fax: +886-2172-1322



Read	Limit	Over	Apos	TPos	Remark	Pol/Phase	Note				
Level	Line	Limit									
Factor											
dBuV	dB/m	dBuV/m	dB	cm	deg						
1	58.13	27.28	34.16	-6.88	40.00	-12.72	400	99	QP	Horizontal	
2	94.99	30.03	42.43	-12.40	43.50	-13.47	300	79	QP	Horizontal	
3	159.98	33.34	39.30	-5.96	43.50	-10.16	100	218	QP	Horizontal	
4	316.15	28.11	32.67	-4.56	46.00	-17.89	100	128	QP	Horizontal	
5	599.39	29.11	28.92	0.19	46.00	-16.89	100	20	QP	Horizontal	
6	812.79	39.94	36.79	3.15	46.00	-6.06	100	360	QP	Horizontal	



TUV Rheinland Taiwan Ltd.  
No. 458-18, Sec 2, Fenhiao, Linkou Dist., New Taipei City 244, Taiwan(R.O.C.)  
Tel: +886-2172-1000 Fax: +886-2172-1322



Read	Limit	Over	Apos	TPos	Remark	Pol/Phase	Note				
Level	Line	Limit									
Factor											
dBuV	dB/m	dBuV/m	dB	cm	deg						
1	39.70	37.14	43.50	-6.36	40.00	-2.86	100	108	QP	Vertical	
2	167.74	33.43	39.42	-5.99	43.50	-10.07	100	107	QP	Vertical	
3	215.27	29.72	37.86	-8.14	43.50	-13.78	100	61	QP	Vertical	
4	308.39	28.87	33.56	-4.69	46.00	-17.13	100	108	QP	Vertical	
5	604.24	33.11	32.90	0.21	46.00	-12.89	100	31	QP	Vertical	
6	812.79	34.18	31.03	3.15	46.00	-11.82	114	360	QP	Vertical	

Spurious Emissions, Tx Mode, 9kHz ~ 30MHz

U-NII-1

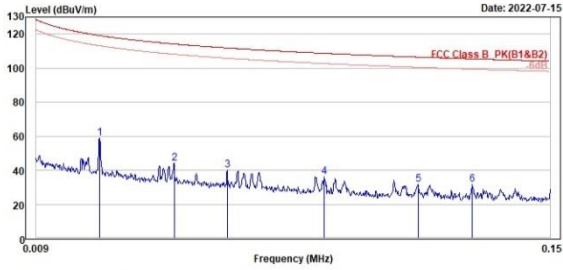
802.11ax HE20\_OFDMA

CH 40 (9kHz ~ 150kHz)

CH 40 (150kHz ~ 30MHz)



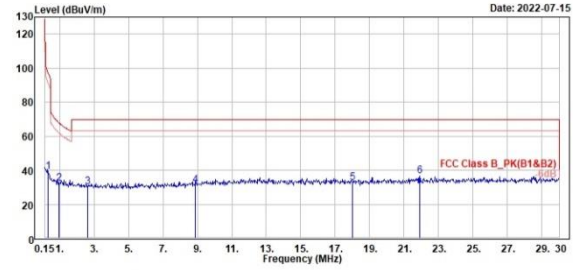
TUV Rheinland Taiwan Ltd.  
No. 458-18, Sec 2, Fenhiao, Linkou Dist., New Taipei City 244, Taiwan(R.O.C.)  
Tel: +886-2172-1000 Fax: +886-2172-1322



Freq	Level	Read	Limit	Over	APos	TPos	Remark	Pol/Phase	Note
MHz	dBuV/m	dBuV	dB/m	dBuV/m	dB	cm	deg		
1	0.03	58.95	39.76	19.19	119.13	-60.18	100	216 QP	Open
2	0.05	43.82	24.48	19.34	114.16	-70.34	100	268 QP	Open
3	0.06	40.12	21.06	19.06	111.82	-71.70	100	276 QP	Open
4	0.09	35.93	17.46	18.47	108.70	-72.77	100	94 QP	Open
5	0.11	31.47	13.20	18.27	106.48	-75.01	100	296 QP	Open
6	0.13	31.51	13.19	18.32	105.41	-73.90	100	276 QP	Open



TUV Rheinland Taiwan Ltd.  
No. 458-18, Sec 2, Fenhiao, Linkou Dist., New Taipei City 244, Taiwan(R.O.C.)  
Tel: +886-2172-1000 Fax: +886-2172-1322



Freq	Level	Read	Limit	Over	APos	TPos	Remark	Pol/Phase	Note
MHz	dBuV/m	dBuV	dB/m	dBuV/m	dB	cm	deg		
1	0.33	39.10	20.16	18.94	97.26	-58.16	100	171 QP	Open
2	0.96	32.12	12.88	19.24	67.85	-35.73	100	268 QP	Open
3	2.63	30.18	10.70	19.48	69.50	-39.32	100	81 QP	Open
4	8.87	31.03	10.07	20.96	69.50	-38.47	100	93 QP	Open
5	18.00	32.41	10.35	22.06	69.50	-37.09	100	202 QP	Open
6	21.91	36.78	14.49	22.29	69.50	-32.72	100	337 QP	Open

Mains Conducted Emission, (150kHz ~ 30MHz)

