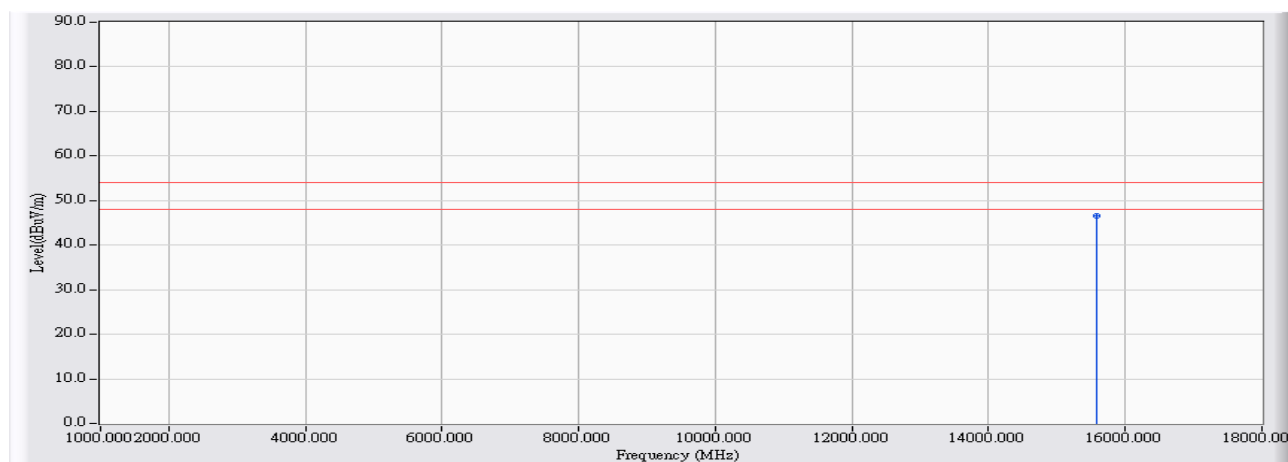


Site : CB4-H	Time : 2017/04/14
Limit : FCC_SpartC_15.209_03M_AV	Margin : 6
Probe : CB4-H_FCC_EFS_B432_1-18GHz_3M_1116 - VERTICAL	Power : AC 120V/60Hz
EUT : UHD551-L	Note : Mode 2: Tx_MIMO Mode_802.11n(40M)_5190MHz

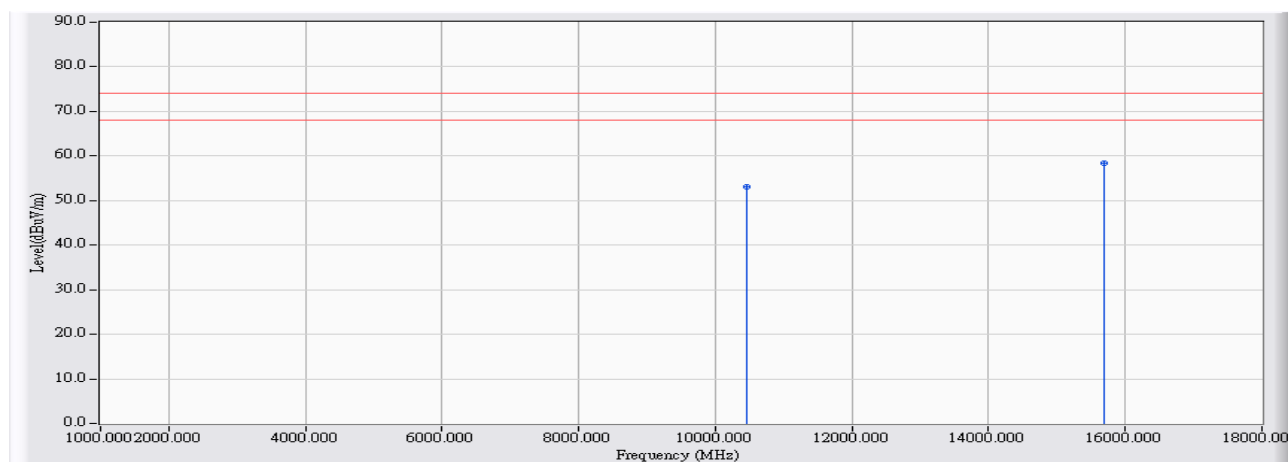


		Frequency (MHz)	Correct Factor (dB)	Reading Level (dBuV)	Measure Level (dBuV/m)	Margin (dB)	Limit (dBuV/m)	Detector Type
1	*	15570.000	27.566	18.960	46.526	-7.474	54.000	AVERAGE

## Note:

1. All Readings below 1GHz are Quasi-Peak, above 1GHz are performed with peak and/or average measurements as necessary.
2. Peak measurements: RBW = 1MHz, VBW = 1MHz, Sweep: Auto.
3. Average measurements: RBW = 1MHz, VBW = 10 Hz, Sweep: Auto.
4. “ \* ”, means this data is the worst emission level.
5. “ # ”, means the frequency is out of the restricted band.
6. Measurement Level = Reading Level + Correct Factor.
7. The average measurement was not performed when the peak measured data under the limit of average detection.

Site : CB4-H	Time : 2017/04/14
Limit : FCC_SpartC_15.209_03M_PK	Margin : 6
Probe : CB4-H_FCC_EFS_B432_1-18GHz_3M_1116 - HORIZONTAL	Power : AC 120V/60Hz
EUT : UHD551-L	Note : Mode 2: Tx_MIMO Mode_802.11n(40M)_5230MHz

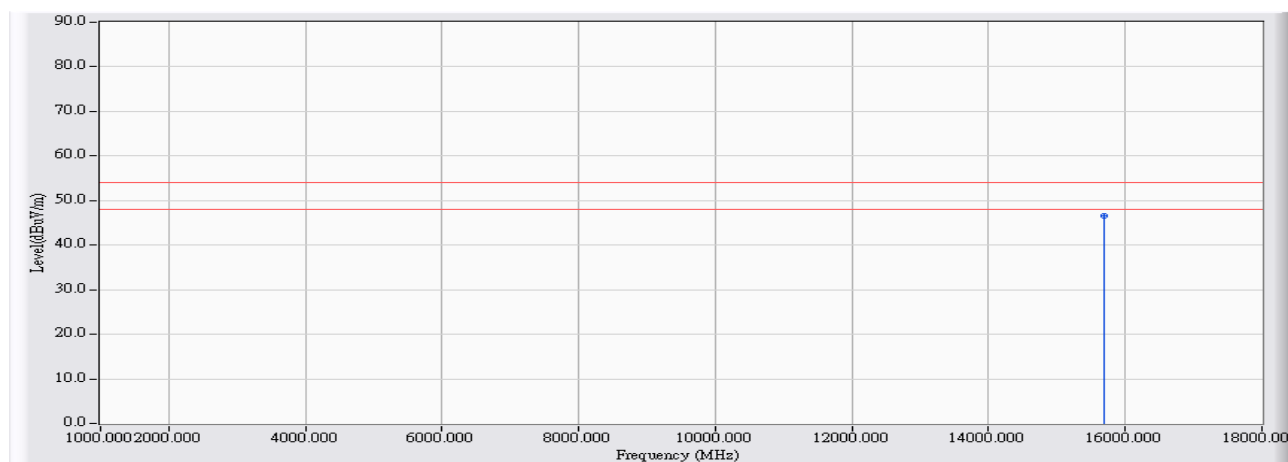


		Frequency (MHz)	Correct Factor (dB)	Reading Level (dBuV)	Measure Level (dBuV/m)	Margin (dB)	Limit (dBuV/m)	Detector Type
1		10460.000	23.871	29.100	52.971	-21.029	74.000	PEAK
2	*	15690.000	27.527	30.870	58.397	-15.603	74.000	PEAK

**Note:**

1. All Readings below 1GHz are Quasi-Peak, above 1GHz are performed with peak and/or average measurements as necessary.
2. Peak measurements: RBW = 1MHz, VBW = 1MHz, Sweep: Auto.
3. Average measurements: RBW = 1MHz, VBW = 10 Hz, Sweep: Auto.
4. " \* ", means this data is the worst emission level.
5. " # ", means the frequency is out of the restricted band.
6. Measurement Level = Reading Level + Correct Factor.
7. The average measurement was not performed when the peak measured data under the limit of average detection.

Site : CB4-H	Time : 2017/04/14
Limit : FCC_SpartC_15.209_03M_AV	Margin : 6
Probe : CB4-H_FCC_EFS_B432_1-18GHz_3M_1116 - HORIZONTAL	Power : AC 120V/60Hz
EUT : UHD551-L	Note : Mode 2: Tx_MIMO Mode_802.11n(40M)_5230MHz

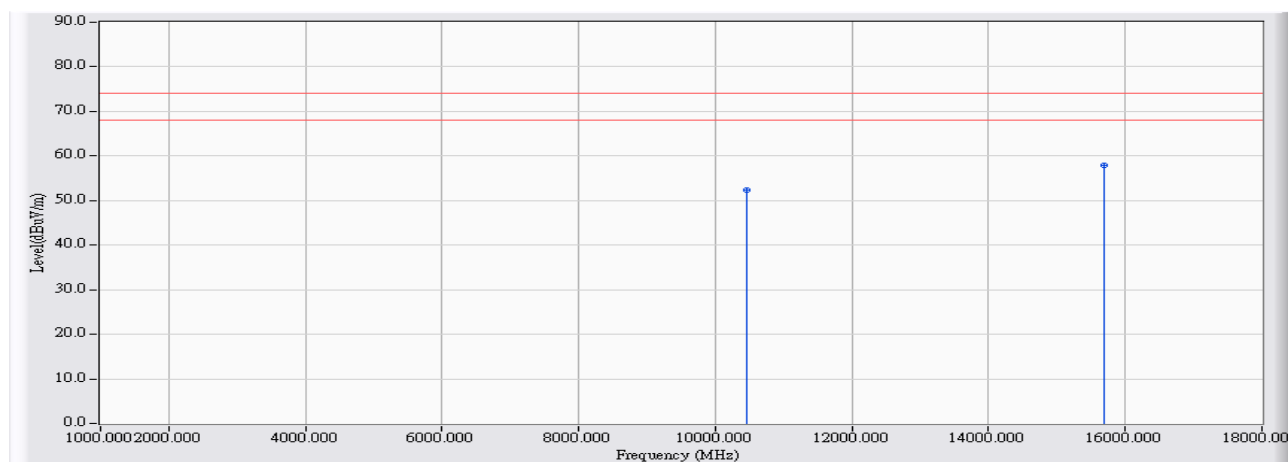


		Frequency (MHz)	Correct Factor (dB)	Reading Level (dBuV)	Measure Level (dBuV/m)	Margin (dB)	Limit (dBuV/m)	Detector Type
1	*	15690.000	27.527	19.000	46.527	-7.473	54.000	AVERAGE

**Note:**

1. All Readings below 1GHz are Quasi-Peak, above 1GHz are performed with peak and/or average measurements as necessary.
2. Peak measurements: RBW = 1MHz, VBW = 1MHz, Sweep: Auto.
3. Average measurements: RBW = 1MHz, VBW = 10 Hz, Sweep: Auto.
4. “ \* ”, means this data is the worst emission level.
5. “ # ”, means the frequency is out of the restricted band.
6. Measurement Level = Reading Level + Correct Factor.
7. The average measurement was not performed when the peak measured data under the limit of average detection.

Site : CB4-H	Time : 2017/04/14
Limit : FCC_SpartC_15.209_03M_PK	Margin : 6
Probe : CB4-H_FCC_EFS_B432_1-18GHz_3M_1116 - VERTICAL	Power : AC 120V/60Hz
EUT : UHD551-L	Note : Mode 2: Tx_MIMO Mode_802.11n(40M)_5230MHz

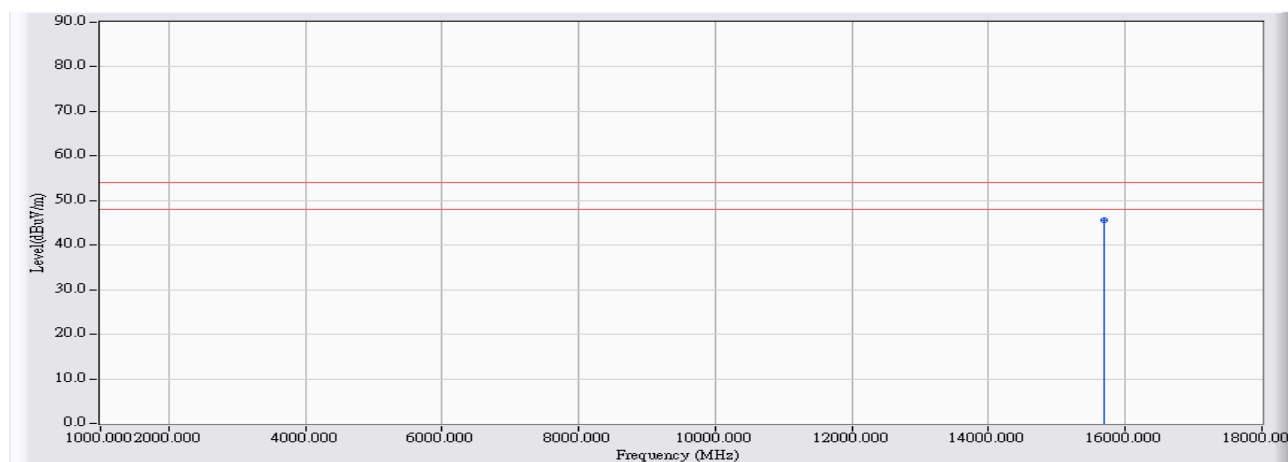


		Frequency (MHz)	Correct Factor (dB)	Reading Level (dBuV)	Measure Level (dBuV/m)	Margin (dB)	Limit (dBuV/m)	Detector Type
1		10460.000	23.871	28.590	52.461	-21.539	74.000	PEAK
2	*	15690.000	27.527	30.490	58.017	-15.983	74.000	PEAK

**Note:**

1. All Readings below 1GHz are Quasi-Peak, above 1GHz are performed with peak and/or average measurements as necessary.
2. Peak measurements: RBW = 1MHz, VBW = 1MHz, Sweep: Auto.
3. Average measurements: RBW = 1MHz, VBW = 10 Hz, Sweep: Auto.
4. " \* ", means this data is the worst emission level.
5. " # ", means the frequency is out of the restricted band.
6. Measurement Level = Reading Level + Correct Factor.
7. The average measurement was not performed when the peak measured data under the limit of average detection.

Site : CB4-H	Time : 2017/04/14
Limit : FCC_SpartC_15.209_03M_AV	Margin : 6
Probe : CB4-H_FCC_EFS_B432_1-18GHz_3M_1116 - VERTICAL	Power : AC 120V/60Hz
EUT : UHD551-L	Note : Mode 2: Tx_MIMO Mode_802.11n(40M)_5230MHz

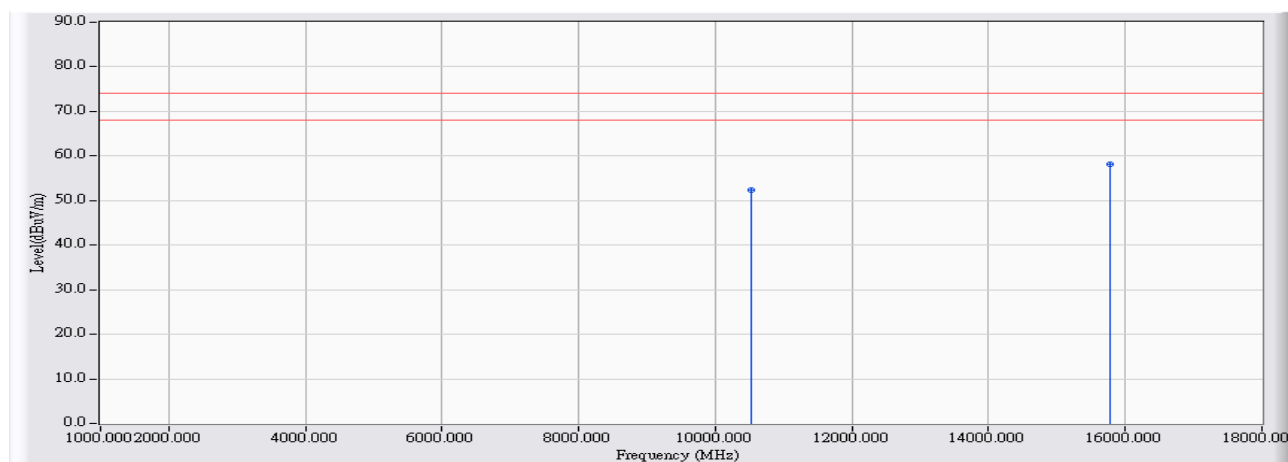


		Frequency (MHz)	Correct Factor (dB)	Reading Level (dBuV)	Measure Level (dBuV/m)	Margin (dB)	Limit (dBuV/m)	Detector Type
1	*	15690.000	27.527	18.120	45.647	-8.353	54.000	AVERAGE

## Note:

1. All Readings below 1GHz are Quasi-Peak, above 1GHz are performed with peak and/or average measurements as necessary.
2. Peak measurements: RBW = 1MHz, VBW = 1MHz, Sweep: Auto.
3. Average measurements: RBW = 1MHz, VBW = 10 Hz, Sweep: Auto.
4. “ \* ”, means this data is the worst emission level.
5. “ # ”, means the frequency is out of the restricted band.
6. Measurement Level = Reading Level + Correct Factor.
7. The average measurement was not performed when the peak measured data under the limit of average detection.

Site : CB4-H	Time : 2017/04/14
Limit : FCC_SpartC_15.209_03M_PK	Margin : 6
Probe : CB4-H_FCC_EFS_B432_1-18GHz_3M_1116 - HORIZONTAL	Power : AC 120V/60Hz
EUT : UHD551-L	Note : Mode 1: Tx_SISO Mode_802.11a_5260MHz_ant0

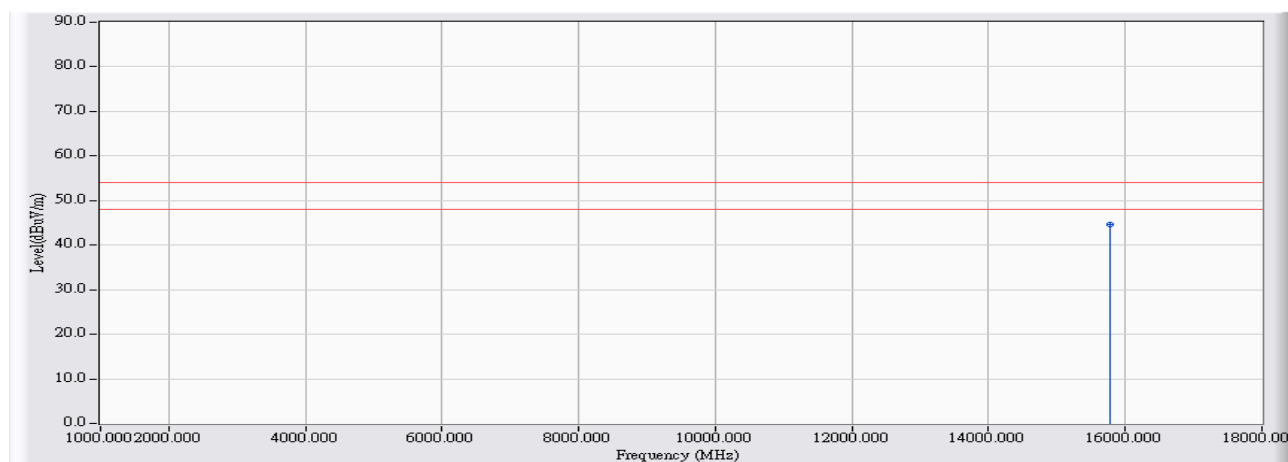


		Frequency (MHz)	Correct Factor (dB)	Reading Level (dBuV)	Measure Level (dBuV/m)	Margin (dB)	Limit (dBuV/m)	Detector Type
1		10520.000	24.011	28.440	52.451	-21.549	74.000	PEAK
2	*	15780.000	27.472	30.750	58.222	-15.778	74.000	PEAK

**Note:**

1. All Readings below 1GHz are Quasi-Peak, above 1GHz are performed with peak and/or average measurements as necessary.
2. Peak measurements: RBW = 1MHz, VBW = 1MHz, Sweep: Auto.
3. Average measurements: RBW = 1MHz, VBW = 10 Hz, Sweep: Auto.
4. " \* ", means this data is the worst emission level.
5. " # ", means the frequency is out of the restricted band.
6. Measurement Level = Reading Level + Correct Factor.
7. The average measurement was not performed when the peak measured data under the limit of average detection.

Site : CB4-H	Time : 2017/04/14
Limit : FCC_SpartC_15.209_03M_AV	Margin : 6
Probe : CB4-H_FCC_EFS_B432_1-18GHz_3M_1116 - HORIZONTAL	Power : AC 120V/60Hz
EUT : UHD551-L	Note : Mode 1: Tx_SISO Mode_802.11a_5260MHz_ant0

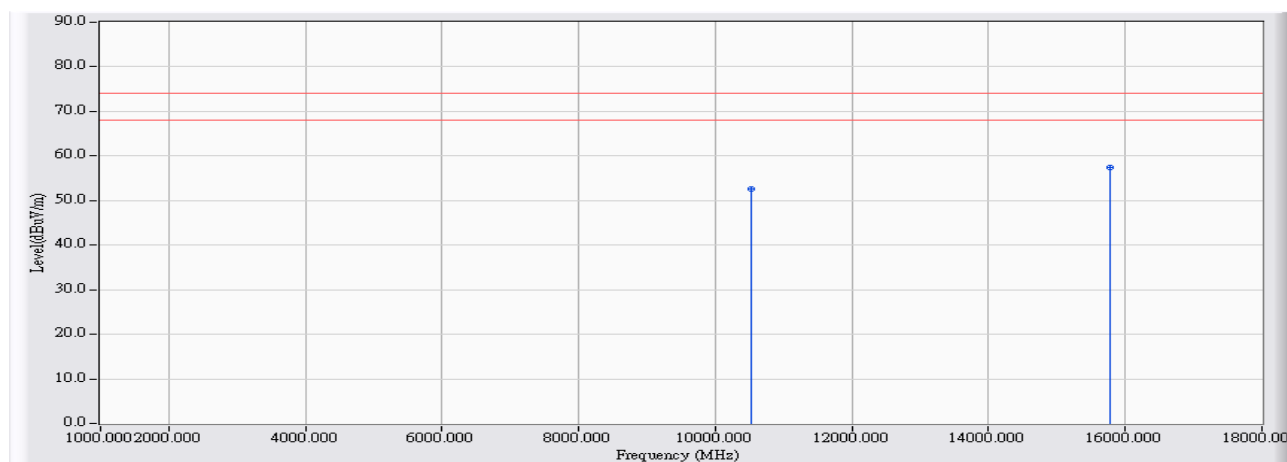


		Frequency (MHz)	Correct Factor (dB)	Reading Level (dBuV)	Measure Level (dBuV/m)	Margin (dB)	Limit (dBuV/m)	Detector Type
1	*	15780.000	27.472	17.240	44.712	-9.288	54.000	AVERAGE

## Note:

1. All Readings below 1GHz are Quasi-Peak, above 1GHz are performed with peak and/or average measurements as necessary.
2. Peak measurements: RBW = 1MHz, VBW = 1MHz, Sweep: Auto.
3. Average measurements: RBW = 1MHz, VBW = 10 Hz, Sweep: Auto.
4. “ \* ”, means this data is the worst emission level.
5. “ # ”, means the frequency is out of the restricted band.
6. Measurement Level = Reading Level + Correct Factor.
7. The average measurement was not performed when the peak measured data under the limit of average detection.

Site : CB4-H	Time : 2017/04/14
Limit : FCC_SpartC_15.209_03M_PK	Margin : 6
Probe : CB4-H_FCC_EFS_B432_1-18GHz_3M_1116 - VERTICAL	Power : AC 120V/60Hz
EUT : UHD551-L	Note : Mode 1: Tx_SISO Mode_802.11a_5260MHz_ant0



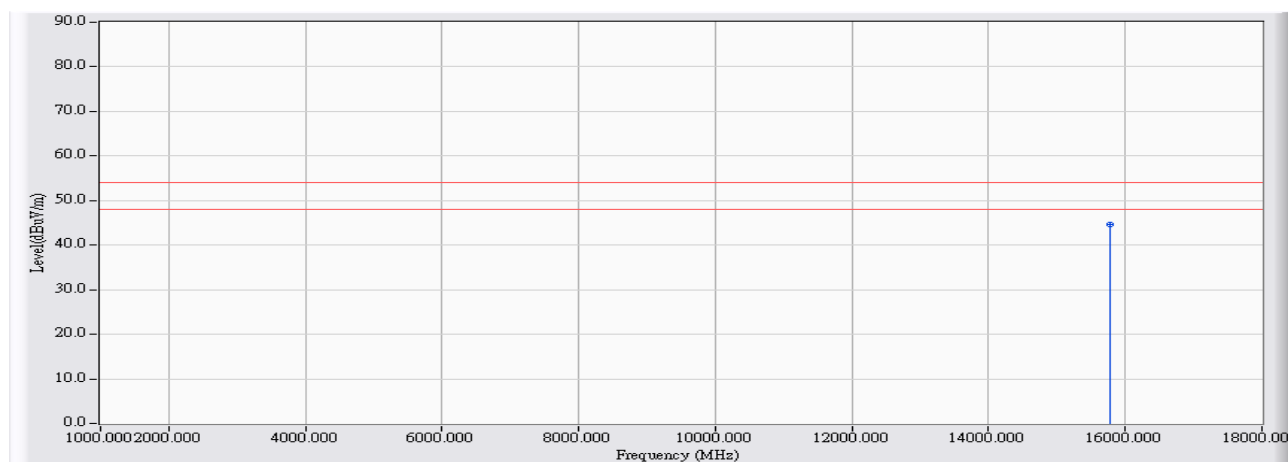
		Frequency (MHz)	Correct Factor (dB)	Reading Level (dBuV)	Measure Level (dBuV/m)	Margin (dB)	Limit (dBuV/m)	Detector Type
1		10520.000	24.011	28.640	52.651	-21.349	74.000	PEAK
2	*	15780.000	27.472	29.880	57.352	-16.648	74.000	PEAK

**Note:**

1. All Readings below 1GHz are Quasi-Peak, above 1GHz are performed with peak and/or average measurements as necessary.
2. Peak measurements: RBW = 1MHz, VBW = 1MHz, Sweep: Auto.
3. Average measurements: RBW = 1MHz, VBW = 10 Hz, Sweep: Auto.
4. " \* ", means this data is the worst emission level.
5. " # ", means the frequency is out of the restricted band.
6. Measurement Level = Reading Level + Correct Factor.
7. The average measurement was not performed when the peak measured data under the limit of average detection.



Site : CB4-H	Time : 2017/04/14
Limit : FCC_SpartC_15.209_03M_AV	Margin : 6
Probe : CB4-H_FCC_EFS_B432_1-18GHz_3M_1116 - VERTICAL	Power : AC 120V/60Hz
EUT : UHD551-L	Note : Mode 1: Tx_SISO Mode_802.11a_5260MHz_ant0

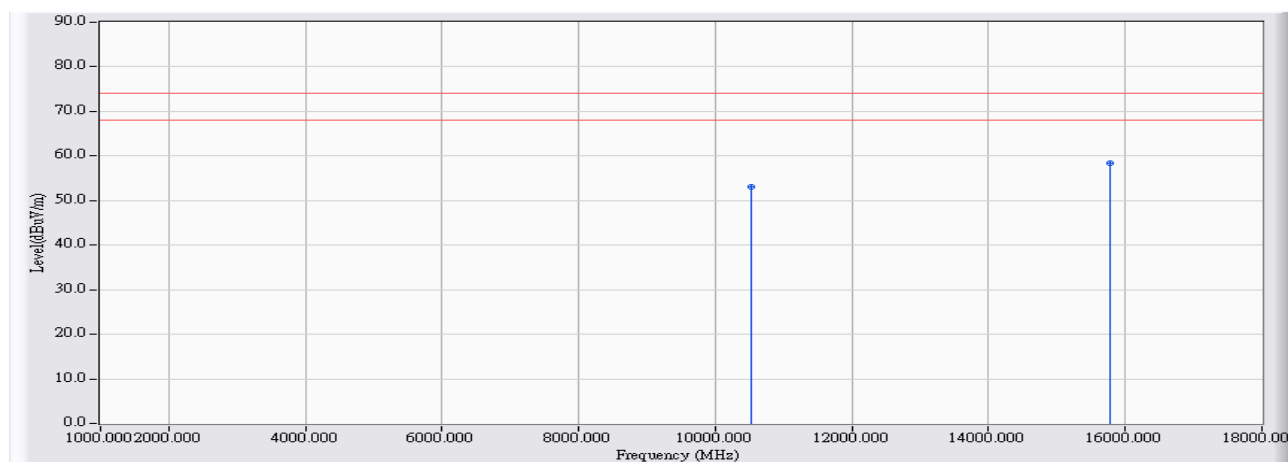


		Frequency (MHz)	Correct Factor (dB)	Reading Level (dBuV)	Measure Level (dBuV/m)	Margin (dB)	Limit (dBuV/m)	Detector Type
1	*	15780.000	27.472	17.210	44.682	-9.318	54.000	AVERAGE

## Note:

1. All Readings below 1GHz are Quasi-Peak, above 1GHz are performed with peak and/or average measurements as necessary.
2. Peak measurements: RBW = 1MHz, VBW = 1MHz, Sweep: Auto.
3. Average measurements: RBW = 1MHz, VBW = 10 Hz, Sweep: Auto.
4. “ \* ”, means this data is the worst emission level.
5. “ # ”, means the frequency is out of the restricted band.
6. Measurement Level = Reading Level + Correct Factor.
7. The average measurement was not performed when the peak measured data under the limit of average detection.

Site : CB4-H	Time : 2017/04/14
Limit : FCC_SpartC_15.209_03M_PK	Margin : 6
Probe : CB4-H_FCC_EFS_B432_1-18GHz_3M_1116 - HORIZONTAL	Power : AC 120V/60Hz
EUT : UHD551-L	Note : Mode 1: Tx_SISO Mode_802.11a_5260MHz_ant1

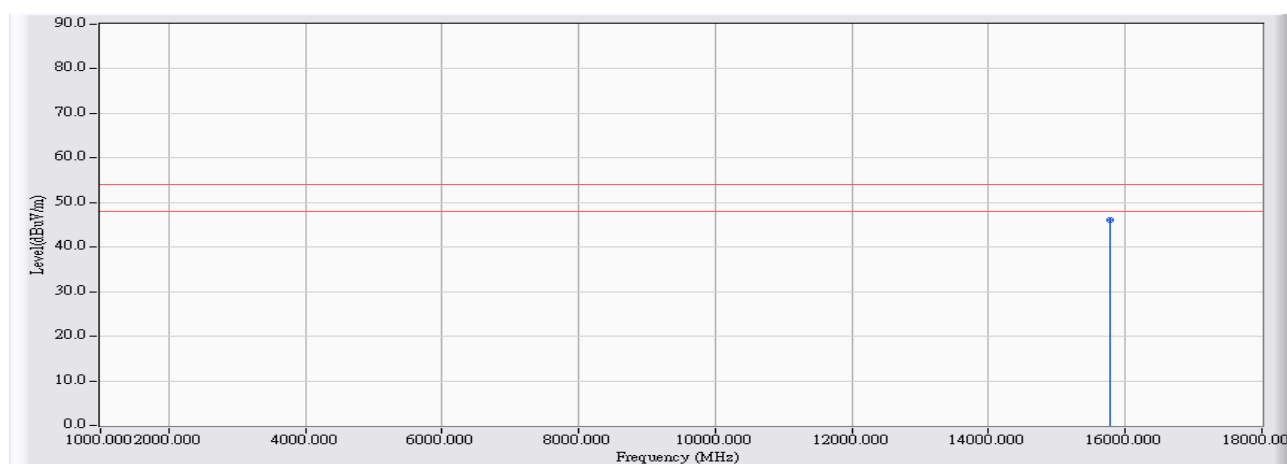


		Frequency (MHz)	Correct Factor (dB)	Reading Level (dBuV)	Measure Level (dBuV/m)	Margin (dB)	Limit (dBuV/m)	Detector Type
1		10520.000	24.011	29.030	53.041	-20.959	74.000	PEAK
2	*	15780.000	27.472	30.900	58.372	-15.628	74.000	PEAK

**Note:**

1. All Readings below 1GHz are Quasi-Peak, above 1GHz are performed with peak and/or average measurements as necessary.
2. Peak measurements: RBW = 1MHz, VBW = 1MHz, Sweep: Auto.
3. Average measurements: RBW = 1MHz, VBW = 10 Hz, Sweep: Auto.
4. " \* ", means this data is the worst emission level.
5. " # ", means the frequency is out of the restricted band.
6. Measurement Level = Reading Level + Correct Factor.
7. The average measurement was not performed when the peak measured data under the limit of average detection.

Site : CB4-H	Time : 2017/04/14
Limit : FCC_SpartC_15.209_03M_AV	Margin : 6
Probe : CB4-H_FCC_EFS_B432_1-18GHz_3M_1116 - HORIZONTAL	Power : AC 120V/60Hz
EUT : UHD551-L	Note : Mode 1: Tx_SISO Mode_802.11a_5260MHz_ant1

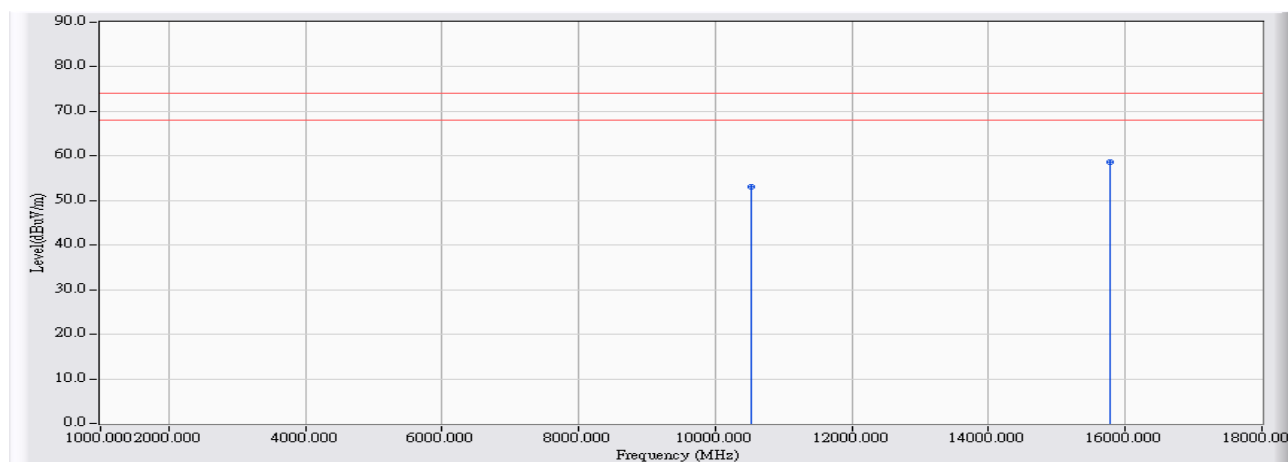


		Frequency (MHz)	Correct Factor (dB)	Reading Level (dBuV)	Measure Level (dBuV/m)	Margin (dB)	Limit (dBuV/m)	Detector Type
1	*	15780.000	27.472	18.650	46.122	-7.878	54.000	AVERAGE

**Note:**

1. All Readings below 1GHz are Quasi-Peak, above 1GHz are performed with peak and/or average measurements as necessary.
2. Peak measurements: RBW = 1MHz, VBW = 1MHz, Sweep: Auto.
3. Average measurements: RBW = 1MHz, VBW = 10 Hz, Sweep: Auto.
4. “ \* ”, means this data is the worst emission level.
5. “ # ”, means the frequency is out of the restricted band.
6. Measurement Level = Reading Level + Correct Factor.
7. The average measurement was not performed when the peak measured data under the limit of average detection.

Site : CB4-H	Time : 2017/04/14
Limit : FCC_SpartC_15.209_03M_PK	Margin : 6
Probe : CB4-H_FCC_EFS_B432_1-18GHz_3M_1116 - VERTICAL	Power : AC 120V/60Hz
EUT : UHD551-L	Note : Mode 1: Tx_SISO Mode_802.11a_5260MHz_ant1

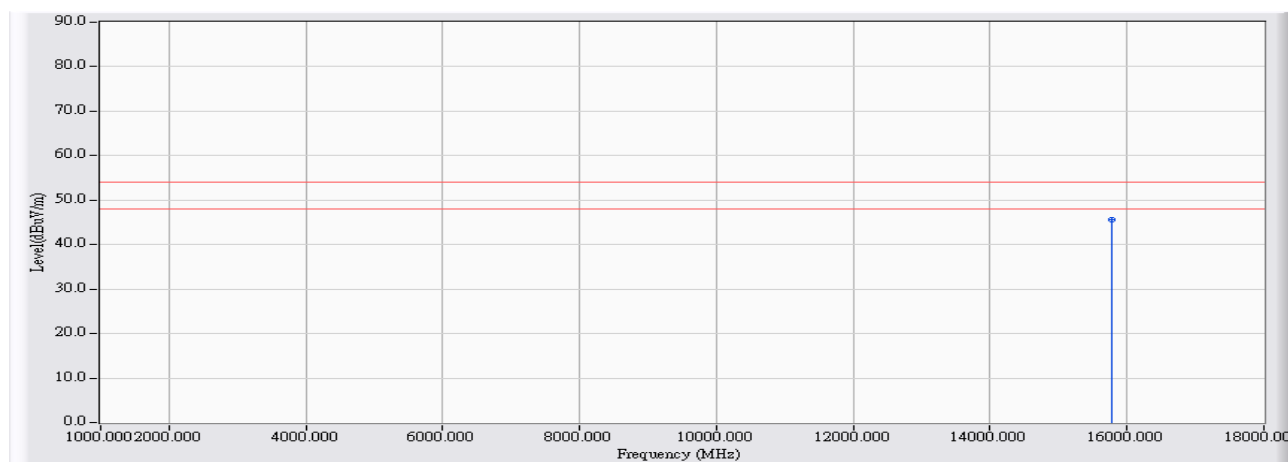


		Frequency (MHz)	Correct Factor (dB)	Reading Level (dBuV)	Measure Level (dBuV/m)	Margin (dB)	Limit (dBuV/m)	Detector Type
1		10520.000	24.011	28.960	52.971	-21.029	74.000	PEAK
2	*	15780.000	27.472	31.240	58.712	-15.288	74.000	PEAK

**Note:**

1. All Readings below 1GHz are Quasi-Peak, above 1GHz are performed with peak and/or average measurements as necessary.
2. Peak measurements: RBW = 1MHz, VBW = 1MHz, Sweep: Auto.
3. Average measurements: RBW = 1MHz, VBW = 10 Hz, Sweep: Auto.
4. " \* ", means this data is the worst emission level.
5. " # ", means the frequency is out of the restricted band.
6. Measurement Level = Reading Level + Correct Factor.
7. The average measurement was not performed when the peak measured data under the limit of average detection.

Site : CB4-H	Time : 2017/04/14
Limit : FCC_SpartC_15.209_03M_AV	Margin : 6
Probe : CB4-H_FCC_EFS_B432_1-18GHz_3M_1116 - VERTICAL	Power : AC 120V/60Hz
EUT : UHD551-L	Note : Mode 1: Tx_SISO Mode _802.11a_5260MHz_ant1

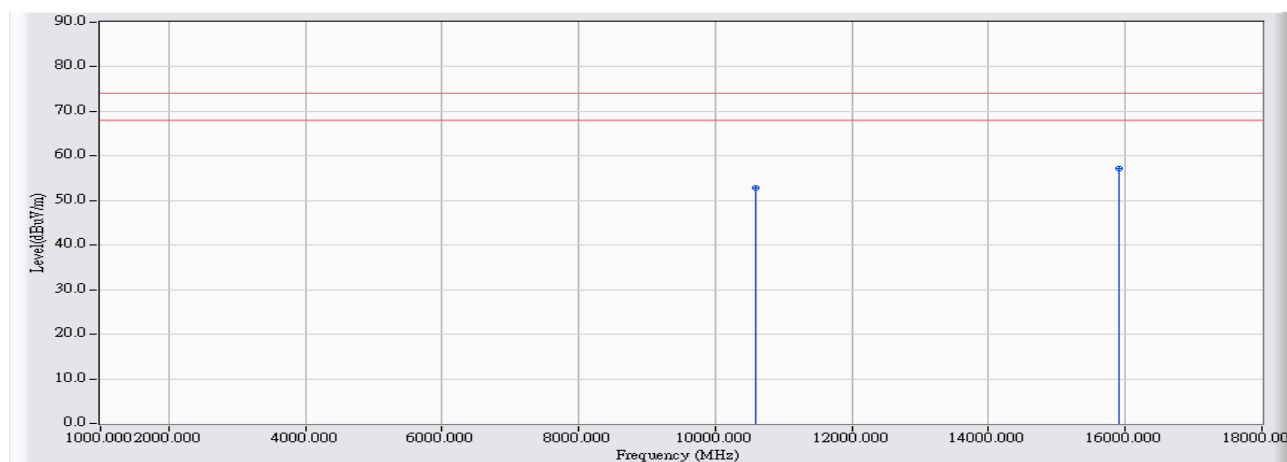


		Frequency (MHz)	Correct Factor (dB)	Reading Level (dBuV)	Measure Level (dBuV/m)	Margin (dB)	Limit (dBuV/m)	Detector Type
1	*	15780.000	27.472	18.210	45.682	-8.318	54.000	AVERAGE

## Note:

1. All Readings below 1GHz are Quasi-Peak, above 1GHz are performed with peak and/or average measurements as necessary.
2. Peak measurements: RBW = 1MHz, VBW = 1MHz, Sweep: Auto.
3. Average measurements: RBW = 1MHz, VBW = 10 Hz, Sweep: Auto.
4. “ \* ”, means this data is the worst emission level.
5. “ # ”, means the frequency is out of the restricted band.
6. Measurement Level = Reading Level + Correct Factor.
7. The average measurement was not performed when the peak measured data under the limit of average detection.

Site : CB4-H	Time : 2017/04/14
Limit : FCC_SpartC_15.209_03M_PK	Margin : 6
Probe : CB4-H_FCC_EFS_B432_1-18GHz_3M_1116 - HORIZONTAL	Power : AC 120V/60Hz
EUT : UHD551-L	Note : Mode 1: Tx_SISO Mode_802.11a_5300MHz_ant0

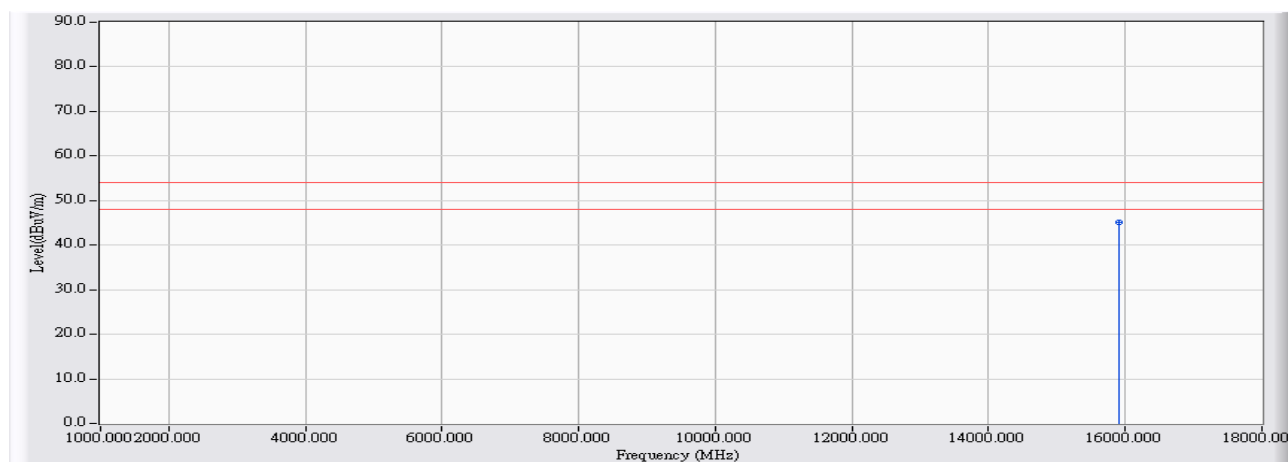


		Frequency (MHz)	Correct Factor (dB)	Reading Level (dBuV)	Measure Level (dBuV/m)	Margin (dB)	Limit (dBuV/m)	Detector Type
1		10600.000	24.221	28.680	52.901	-21.099	74.000	PEAK
2	*	15900.000	27.400	29.770	57.170	-16.830	74.000	PEAK

**Note:**

1. All Readings below 1GHz are Quasi-Peak, above 1GHz are performed with peak and/or average measurements as necessary.
2. Peak measurements: RBW = 1MHz, VBW = 1MHz, Sweep: Auto.
3. Average measurements: RBW = 1MHz, VBW = 10 Hz, Sweep: Auto.
4. " \* ", means this data is the worst emission level.
5. " # ", means the frequency is out of the restricted band.
6. Measurement Level = Reading Level + Correct Factor.
7. The average measurement was not performed when the peak measured data under the limit of average detection.

Site : CB4-H	Time : 2017/04/14
Limit : FCC_SpartC_15.209_03M_AV	Margin : 6
Probe : CB4-H_FCC_EFS_B432_1-18GHz_3M_1116 - HORIZONTAL	Power : AC 120V/60Hz
EUT : UHD551-L	Note : Mode 1: Tx_SISO Mode_802.11a_5300MHz_ant0

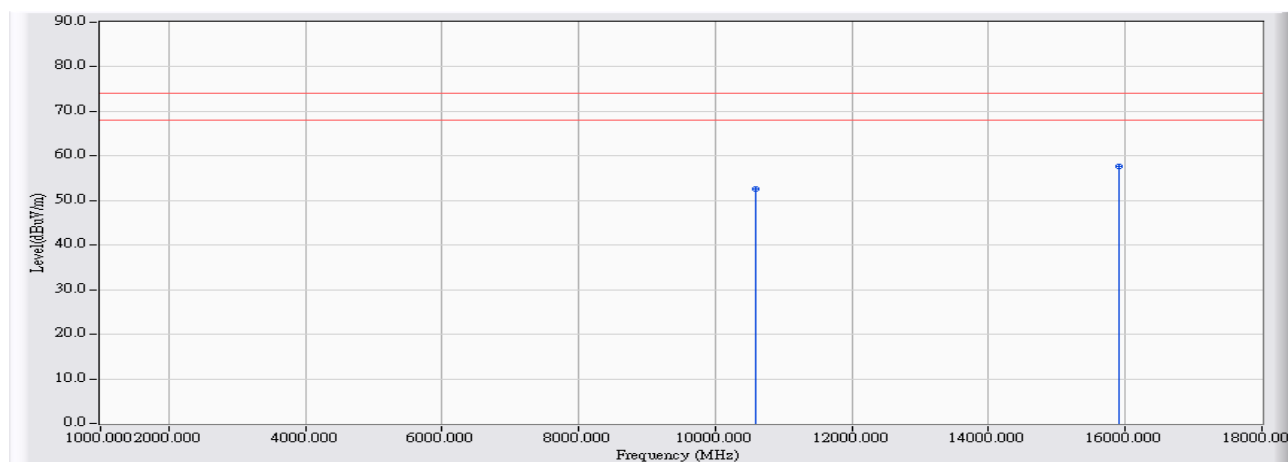


		Frequency (MHz)	Correct Factor (dB)	Reading Level (dBuV)	Measure Level (dBuV/m)	Margin (dB)	Limit (dBuV/m)	Detector Type
1	*	15900.000	27.400	17.650	45.050	-8.950	54.000	AVERAGE

**Note:**

1. All Readings below 1GHz are Quasi-Peak, above 1GHz are performed with peak and/or average measurements as necessary.
2. Peak measurements: RBW = 1MHz, VBW = 1MHz, Sweep: Auto.
3. Average measurements: RBW = 1MHz, VBW = 10 Hz, Sweep: Auto.
4. “ \* ”, means this data is the worst emission level.
5. “ # ”, means the frequency is out of the restricted band.
6. Measurement Level = Reading Level + Correct Factor.
7. The average measurement was not performed when the peak measured data under the limit of average detection.

Site : CB4-H	Time : 2017/04/14
Limit : FCC_SpartC_15.209_03M_PK	Margin : 6
Probe : CB4-H_FCC_EFS_B432_1-18GHz_3M_1116 - VERTICAL	Power : AC 120V/60Hz
EUT : UHD551-L	Note : Mode 1: Tx_SISO Mode_802.11a_5300MHz_ant0



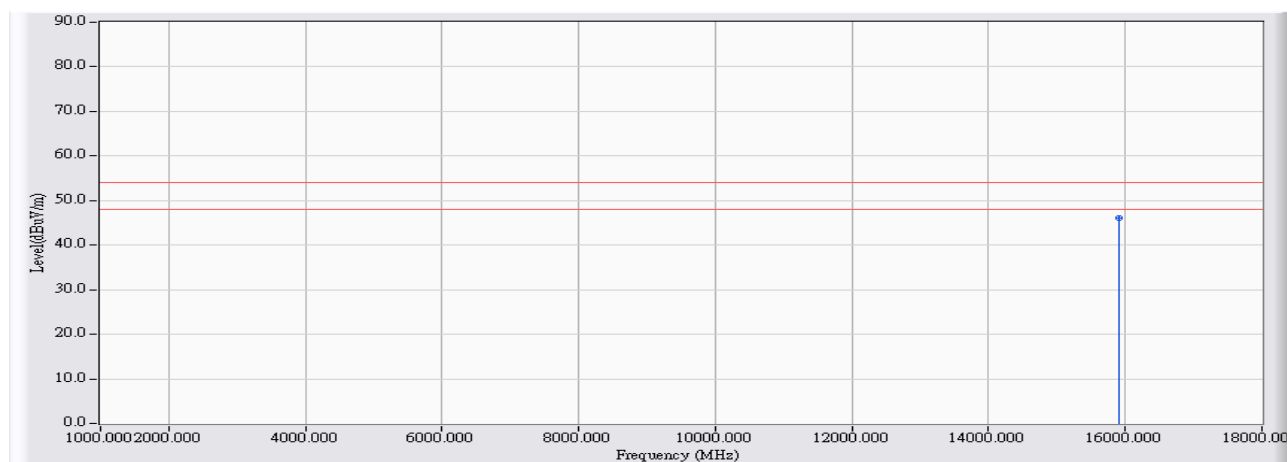
		Frequency (MHz)	Correct Factor (dB)	Reading Level (dBuV)	Measure Level (dBuV/m)	Margin (dB)	Limit (dBuV/m)	Detector Type
1		10600.000	24.221	28.380	52.601	-21.399	74.000	PEAK
2	*	15900.000	27.400	30.250	57.650	-16.350	74.000	PEAK

**Note:**

1. All Readings below 1GHz are Quasi-Peak, above 1GHz are performed with peak and/or average measurements as necessary.
2. Peak measurements: RBW = 1MHz, VBW = 1MHz, Sweep: Auto.
3. Average measurements: RBW = 1MHz, VBW = 10 Hz, Sweep: Auto.
4. " \* ", means this data is the worst emission level.
5. " # ", means the frequency is out of the restricted band.
6. Measurement Level = Reading Level + Correct Factor.
7. The average measurement was not performed when the peak measured data under the limit of average detection.



Site : CB4-H	Time : 2017/04/14
Limit : FCC_SpartC_15.209_03M_AV	Margin : 6
Probe : CB4-H_FCC_EFS_B432_1-18GHz_3M_1116 - VERTICAL	Power : AC 120V/60Hz
EUT : UHD551-L	Note : Mode 1: Tx_SISO Mode_802.11a_5300MHz_ant0

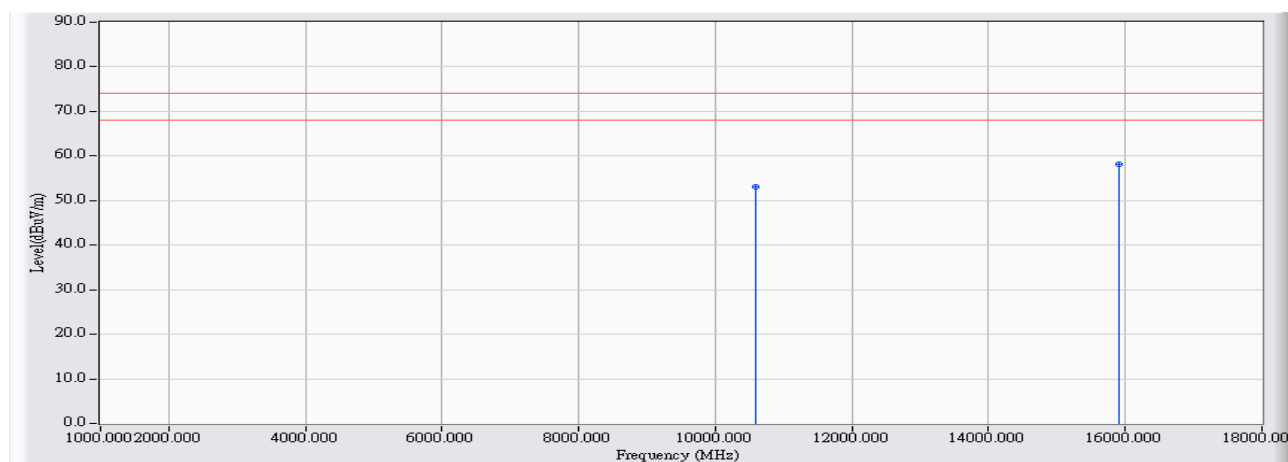


		Frequency (MHz)	Correct Factor (dB)	Reading Level (dBuV)	Measure Level (dBuV/m)	Margin (dB)	Limit (dBuV/m)	Detector Type
1	*	15900.000	27.400	18.660	46.060	-7.940	54.000	AVERAGE

## Note:

1. All Readings below 1GHz are Quasi-Peak, above 1GHz are performed with peak and/or average measurements as necessary.
2. Peak measurements: RBW = 1MHz, VBW = 1MHz, Sweep: Auto.
3. Average measurements: RBW = 1MHz, VBW = 10 Hz, Sweep: Auto.
4. “ \* ”, means this data is the worst emission level.
5. “ # ”, means the frequency is out of the restricted band.
6. Measurement Level = Reading Level + Correct Factor.
7. The average measurement was not performed when the peak measured data under the limit of average detection.

Site : CB4-H	Time : 2017/04/14
Limit : FCC_SpartC_15.209_03M_PK	Margin : 6
Probe : CB4-H_FCC_EFS_B432_1-18GHz_3M_1116 - HORIZONTAL	Power : AC 120V/60Hz
EUT : UHD551-L	Note : Mode 1: Tx_SISO Mode_802.11a_5300MHz_ant1

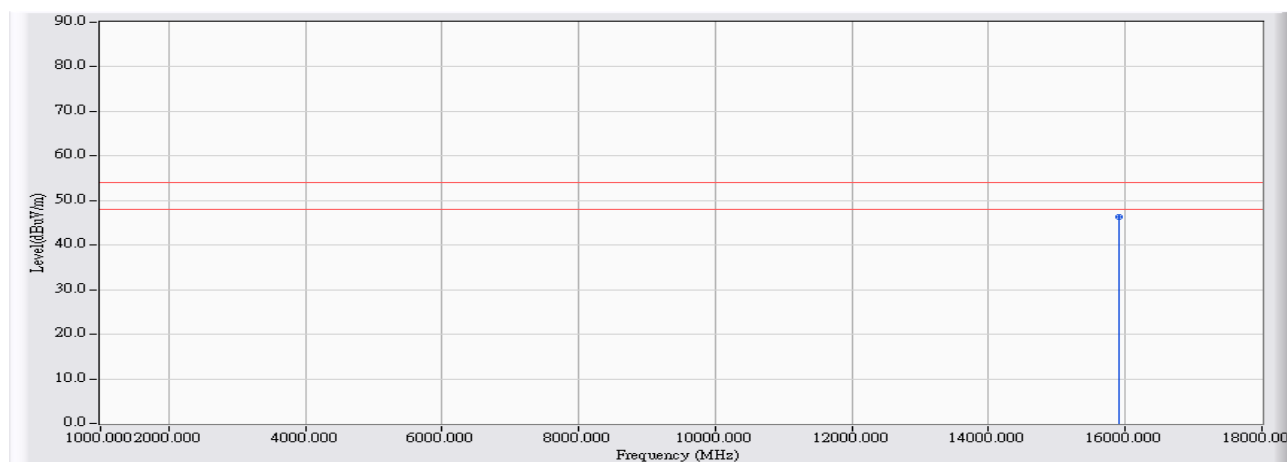


		Frequency (MHz)	Correct Factor (dB)	Reading Level (dBuV)	Measure Level (dBuV/m)	Margin (dB)	Limit (dBuV/m)	Detector Type
1		10600.000	24.221	28.750	52.971	-21.029	74.000	PEAK
2	*	15900.000	27.400	30.700	58.100	-15.900	74.000	PEAK

**Note:**

1. All Readings below 1GHz are Quasi-Peak, above 1GHz are performed with peak and/or average measurements as necessary.
2. Peak measurements: RBW = 1MHz, VBW = 1MHz, Sweep: Auto.
3. Average measurements: RBW = 1MHz, VBW = 10 Hz, Sweep: Auto.
4. " \* ", means this data is the worst emission level.
5. " # ", means the frequency is out of the restricted band.
6. Measurement Level = Reading Level + Correct Factor.
7. The average measurement was not performed when the peak measured data under the limit of average detection.

Site : CB4-H	Time : 2017/04/14
Limit : FCC_SpartC_15.209_03M_AV	Margin : 6
Probe : CB4-H_FCC_EFS_B432_1-18GHz_3M_1116 - HORIZONTAL	Power : AC 120V/60Hz
EUT : UHD551-L	Note : Mode 1: Tx_SISO Mode_802.11a_5300MHz_ant1

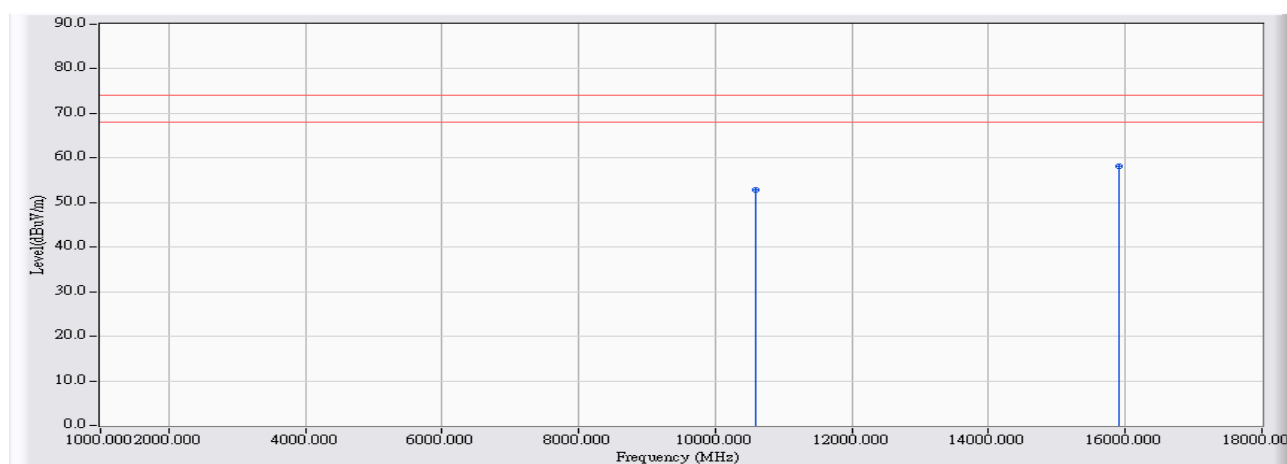


		Frequency (MHz)	Correct Factor (dB)	Reading Level (dBuV)	Measure Level (dBuV/m)	Margin (dB)	Limit (dBuV/m)	Detector Type
1	*	15900.000	27.400	18.900	46.300	-7.700	54.000	AVERAGE

## Note:

1. All Readings below 1GHz are Quasi-Peak, above 1GHz are performed with peak and/or average measurements as necessary.
2. Peak measurements: RBW = 1MHz, VBW = 1MHz, Sweep: Auto.
3. Average measurements: RBW = 1MHz, VBW = 10 Hz, Sweep: Auto.
4. “ \* ”, means this data is the worst emission level.
5. “ # ”, means the frequency is out of the restricted band.
6. Measurement Level = Reading Level + Correct Factor.
7. The average measurement was not performed when the peak measured data under the limit of average detection.

Site : CB4-H	Time : 2017/04/14
Limit : FCC_SpartC_15.209_03M_PK	Margin : 6
Probe : CB4-H_FCC_EFS_B432_1-18GHz_3M_1116 - VERTICAL	Power : AC 120V/60Hz
EUT : UHD551-L	Note : Mode 1: Tx_SISO Mode_802.11a_5300MHz_ant1

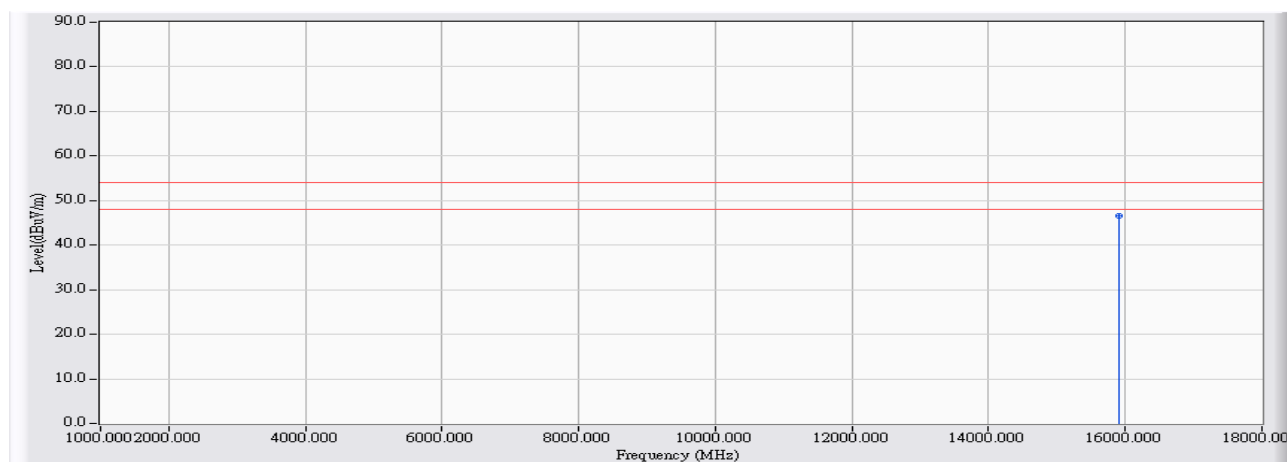


		Frequency (MHz)	Correct Factor (dB)	Reading Level (dBuV)	Measure Level (dBuV/m)	Margin (dB)	Limit (dBuV/m)	Detector Type
1		10600.000	24.221	28.740	52.961	-21.039	74.000	PEAK
2	*	15900.000	27.400	30.690	58.090	-15.910	74.000	PEAK

**Note:**

1. All Readings below 1GHz are Quasi-Peak, above 1GHz are performed with peak and/or average measurements as necessary.
2. Peak measurements: RBW = 1MHz, VBW = 1MHz, Sweep: Auto.
3. Average measurements: RBW = 1MHz, VBW = 10 Hz, Sweep: Auto.
4. " \* ", means this data is the worst emission level.
5. " # ", means the frequency is out of the restricted band.
6. Measurement Level = Reading Level + Correct Factor.
7. The average measurement was not performed when the peak measured data under the limit of average detection.

Site : CB4-H	Time : 2017/04/14
Limit : FCC_SpartC_15.209_03M_AV	Margin : 6
Probe : CB4-H_FCC_EFS_B432_1-18GHz_3M_1116 - VERTICAL	Power : AC 120V/60Hz
EUT : UHD551-L	Note : Mode 1: Tx_SISO Mode_802.11a_5300MHz_ant1

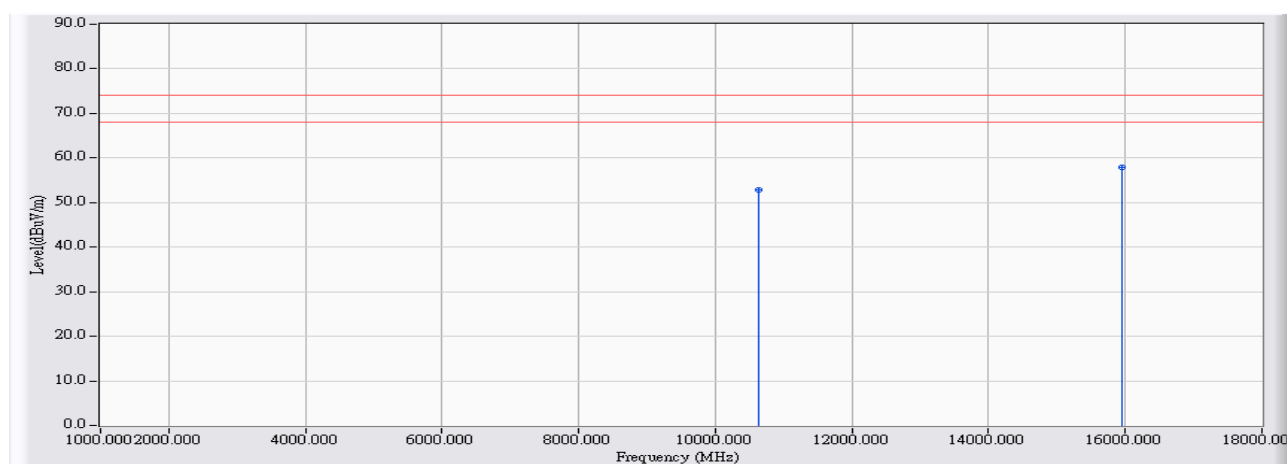


		Frequency (MHz)	Correct Factor (dB)	Reading Level (dBuV)	Measure Level (dBuV/m)	Margin (dB)	Limit (dBuV/m)	Detector Type
1	*	15900.000	27.400	19.100	46.500	-7.500	54.000	AVERAGE

## Note:

1. All Readings below 1GHz are Quasi-Peak, above 1GHz are performed with peak and/or average measurements as necessary.
2. Peak measurements: RBW = 1MHz, VBW = 1MHz, Sweep: Auto.
3. Average measurements: RBW = 1MHz, VBW = 10 Hz, Sweep: Auto.
4. “ \* ”, means this data is the worst emission level.
5. “ # ”, means the frequency is out of the restricted band.
6. Measurement Level = Reading Level + Correct Factor.
7. The average measurement was not performed when the peak measured data under the limit of average detection.

Site : CB4-H	Time : 2017/04/14
Limit : FCC_SpartC_15.209_03M_PK	Margin : 6
Probe : CB4-H_FCC_EFS_B432_1-18GHz_3M_1116 - HORIZONTAL	Power : AC 120V/60Hz
EUT : UHD551-L	Note : Mode 1: Tx_SISO Mode_802.11a_5320MHz_ant0

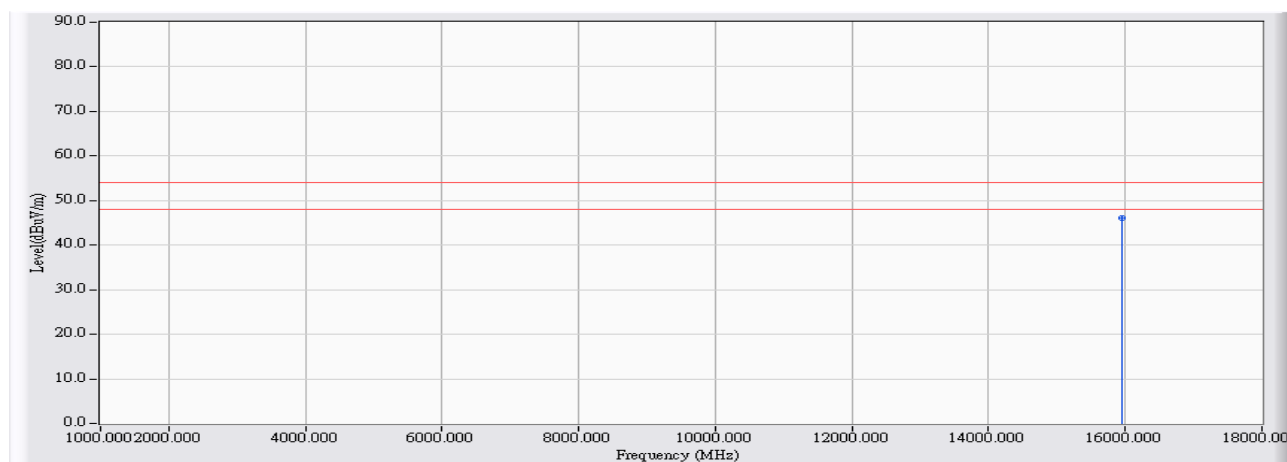


		Frequency (MHz)	Correct Factor (dB)	Reading Level (dBuV)	Measure Level (dBuV/m)	Margin (dB)	Limit (dBuV/m)	Detector Type
1		10640.000	24.326	28.580	52.906	-21.094	74.000	PEAK
2	*	15960.000	27.364	30.580	57.944	-16.056	74.000	PEAK

**Note:**

1. All Readings below 1GHz are Quasi-Peak, above 1GHz are performed with peak and/or average measurements as necessary.
2. Peak measurements: RBW = 1MHz, VBW = 1MHz, Sweep: Auto.
3. Average measurements: RBW = 1MHz, VBW = 10 Hz, Sweep: Auto.
4. " \* ", means this data is the worst emission level.
5. " # ", means the frequency is out of the restricted band.
6. Measurement Level = Reading Level + Correct Factor.
7. The average measurement was not performed when the peak measured data under the limit of average detection.

Site : CB4-H	Time : 2017/04/14
Limit : FCC_SpartC_15.209_03M_AV	Margin : 6
Probe : CB4-H_FCC_EFS_B432_1-18GHz_3M_1116 - HORIZONTAL	Power : AC 120V/60Hz
EUT : UHD551-L	Note : Mode 1: Tx_SISO Mode_802.11a_5320MHz_ant0

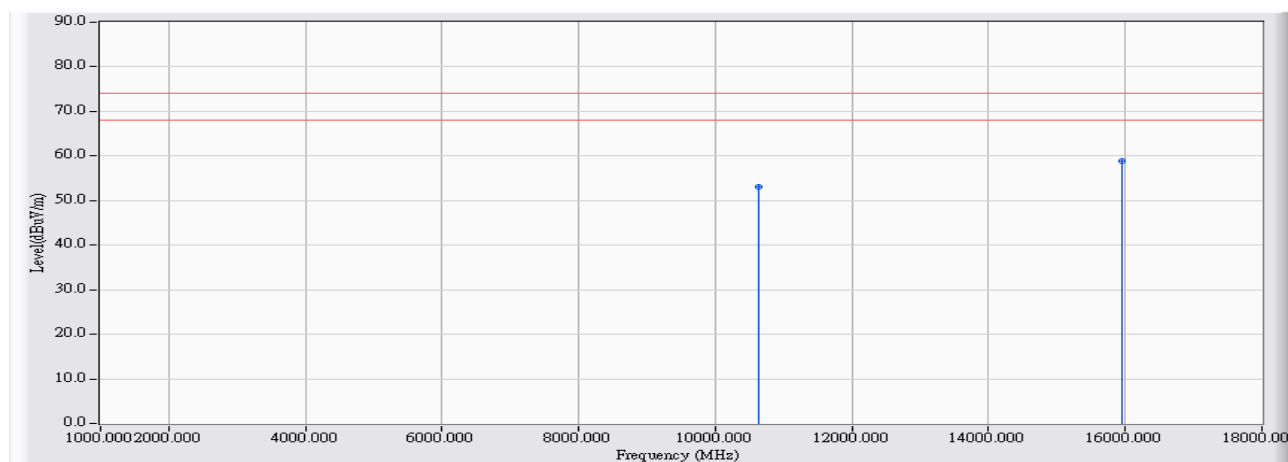


		Frequency (MHz)	Correct Factor (dB)	Reading Level (dBuV)	Measure Level (dBuV/m)	Margin (dB)	Limit (dBuV/m)	Detector Type
1	*	15960.000	27.364	18.780	46.144	-7.856	54.000	AVERAGE

**Note:**

1. All Readings below 1GHz are Quasi-Peak, above 1GHz are performed with peak and/or average measurements as necessary.
2. Peak measurements: RBW = 1MHz, VBW = 1MHz, Sweep: Auto.
3. Average measurements: RBW = 1MHz, VBW = 10 Hz, Sweep: Auto.
4. “ \* ”, means this data is the worst emission level.
5. “ # ”, means the frequency is out of the restricted band.
6. Measurement Level = Reading Level + Correct Factor.
7. The average measurement was not performed when the peak measured data under the limit of average detection.

Site : CB4-H	Time : 2017/04/14
Limit : FCC_SpartC_15.209_03M_PK	Margin : 6
Probe : CB4-H_FCC_EFS_B432_1-18GHz_3M_1116 - VERTICAL	Power : AC 120V/60Hz
EUT : UHD551-L	Note : Mode 1: Tx_SISO Mode_802.11a_5320MHz_ant0



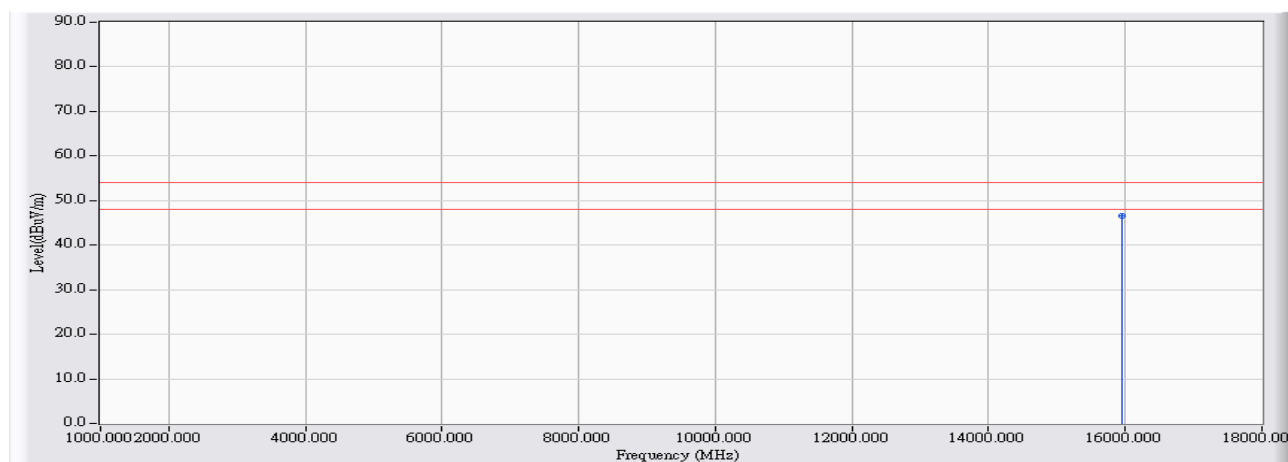
		Frequency (MHz)	Correct Factor (dB)	Reading Level (dBuV)	Measure Level (dBuV/m)	Margin (dB)	Limit (dBuV/m)	Detector Type
1		10640.000	24.326	28.670	52.996	-21.004	74.000	PEAK
2	*	15960.000	27.364	31.410	58.774	-15.226	74.000	PEAK

**Note:**

1. All Readings below 1GHz are Quasi-Peak, above 1GHz are performed with peak and/or average measurements as necessary.
2. Peak measurements: RBW = 1MHz, VBW = 1MHz, Sweep: Auto.
3. Average measurements: RBW = 1MHz, VBW = 10 Hz, Sweep: Auto.
4. " \* ", means this data is the worst emission level.
5. " # ", means the frequency is out of the restricted band.
6. Measurement Level = Reading Level + Correct Factor.
7. The average measurement was not performed when the peak measured data under the limit of average detection.



Site : CB4-H	Time : 2017/04/14
Limit : FCC_SpartC_15.209_03M_AV	Margin : 6
Probe : CB4-H_FCC_EFS_B432_1-18GHz_3M_1116 - VERTICAL	Power : AC 120V/60Hz
EUT : UHD551-L	Note : Mode 1: Tx_SISO Mode_802.11a_5320MHz_ant0

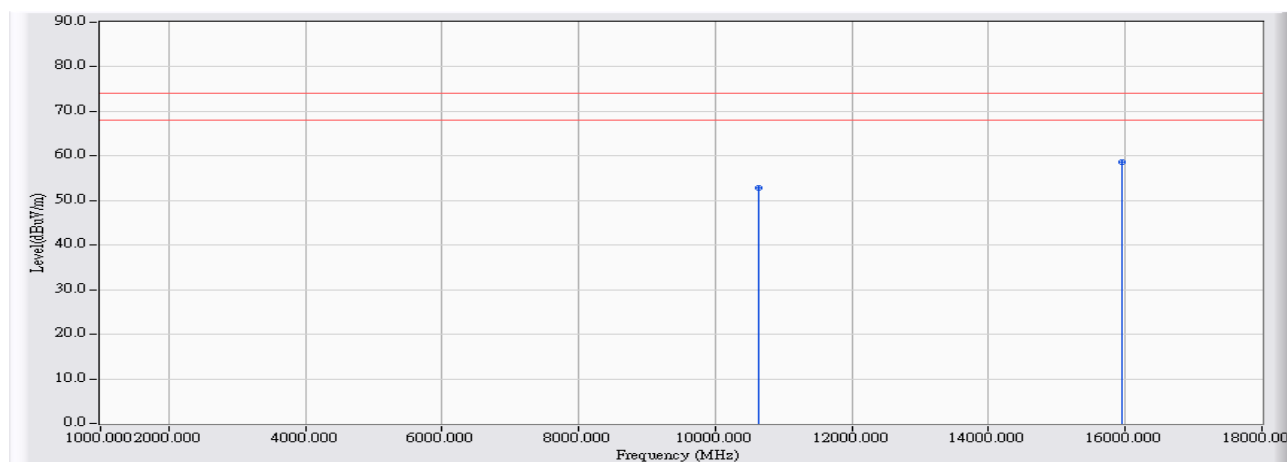


		Frequency (MHz)	Correct Factor (dB)	Reading Level (dBuV)	Measure Level (dBuV/m)	Margin (dB)	Limit (dBuV/m)	Detector Type
1	*	15960.000	27.364	19.210	46.574	-7.426	54.000	AVERAGE

**Note:**

1. All Readings below 1GHz are Quasi-Peak, above 1GHz are performed with peak and/or average measurements as necessary.
2. Peak measurements: RBW = 1MHz, VBW = 1MHz, Sweep: Auto.
3. Average measurements: RBW = 1MHz, VBW = 10 Hz, Sweep: Auto.
4. “ \* ”, means this data is the worst emission level.
5. “ # ”, means the frequency is out of the restricted band.
6. Measurement Level = Reading Level + Correct Factor.
7. The average measurement was not performed when the peak measured data under the limit of average detection.

Site : CB4-H	Time : 2017/04/14
Limit : FCC_SpartC_15.209_03M_PK	Margin : 6
Probe : CB4-H_FCC_EFS_B432_1-18GHz_3M_1116 - HORIZONTAL	Power : AC 120V/60Hz
EUT : UHD551-L	Note : Mode 1: Tx_SISO Mode_802.11a_5320MHz_ant1

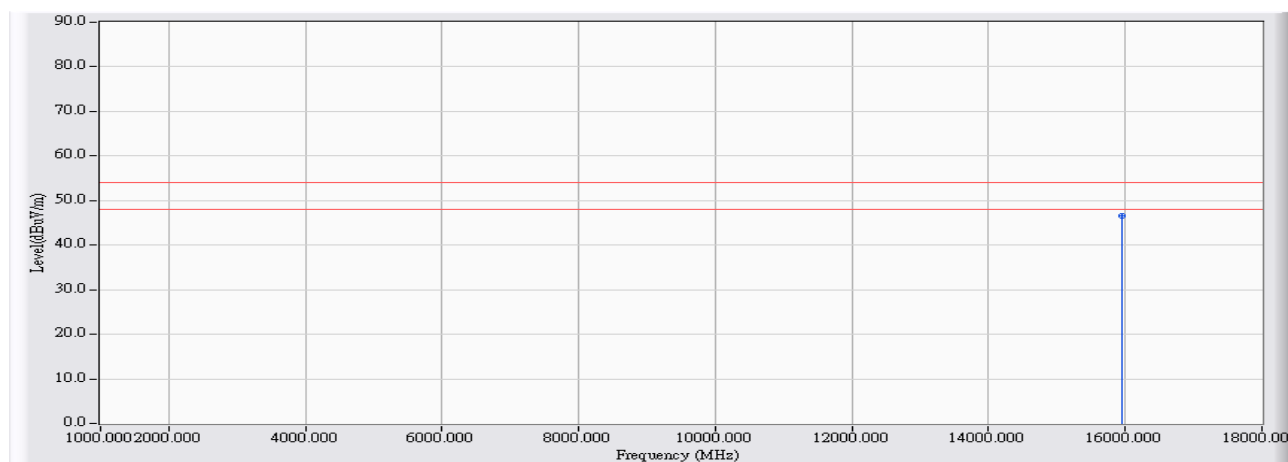


		Frequency (MHz)	Correct Factor (dB)	Reading Level (dBuV)	Measure Level (dBuV/m)	Margin (dB)	Limit (dBuV/m)	Detector Type
1		10640.000	24.326	28.450	52.776	-21.224	74.000	PEAK
2	*	15960.000	27.364	31.170	58.534	-15.466	74.000	PEAK

**Note:**

1. All Readings below 1GHz are Quasi-Peak, above 1GHz are performed with peak and/or average measurements as necessary.
2. Peak measurements: RBW = 1MHz, VBW = 1MHz, Sweep: Auto.
3. Average measurements: RBW = 1MHz, VBW = 10 Hz, Sweep: Auto.
4. " \* ", means this data is the worst emission level.
5. " # ", means the frequency is out of the restricted band.
6. Measurement Level = Reading Level + Correct Factor.
7. The average measurement was not performed when the peak measured data under the limit of average detection.

Site : CB4-H	Time : 2017/04/14
Limit : FCC_SpartC_15.209_03M_AV	Margin : 6
Probe : CB4-H_FCC_EFS_B432_1-18GHz_3M_1116 - HORIZONTAL	Power : AC 120V/60Hz
EUT : UHD551-L	Note : Mode 1: Tx_SISO Mode_802.11a_5320MHz_ant1

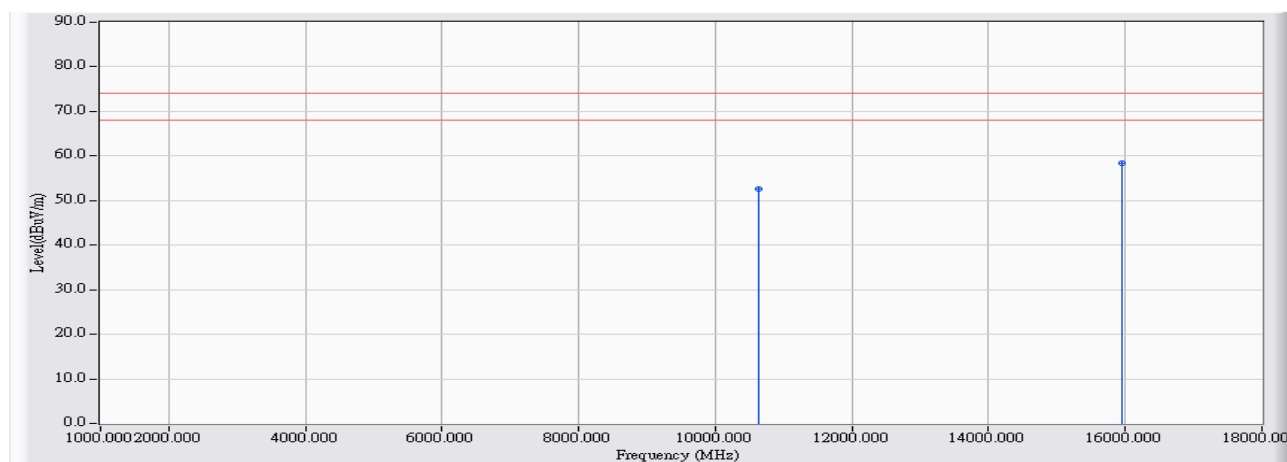


		Frequency (MHz)	Correct Factor (dB)	Reading Level (dBuV)	Measure Level (dBuV/m)	Margin (dB)	Limit (dBuV/m)	Detector Type
1	*	15960.000	27.364	19.240	46.604	-7.396	54.000	AVERAGE

**Note:**

1. All Readings below 1GHz are Quasi-Peak, above 1GHz are performed with peak and/or average measurements as necessary.
2. Peak measurements: RBW = 1MHz, VBW = 1MHz, Sweep: Auto.
3. Average measurements: RBW = 1MHz, VBW = 10 Hz, Sweep: Auto.
4. “ \* ”, means this data is the worst emission level.
5. “ # ”, means the frequency is out of the restricted band.
6. Measurement Level = Reading Level + Correct Factor.
7. The average measurement was not performed when the peak measured data under the limit of average detection.

Site : CB4-H	Time : 2017/04/14
Limit : FCC_SpartC_15.209_03M_PK	Margin : 6
Probe : CB4-H_FCC_EFS_B432_1-18GHz_3M_1116 - VERTICAL	Power : AC 120V/60Hz
EUT : UHD551-L	Note : Mode 1: Tx_SISO Mode_802.11a_5320MHz_ant1

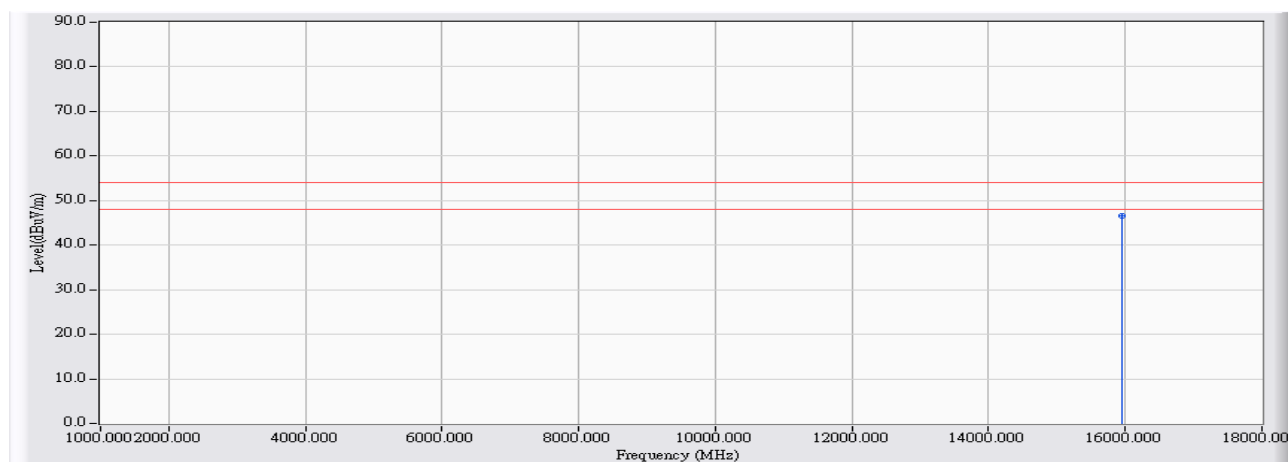


		Frequency (MHz)	Correct Factor (dB)	Reading Level (dBuV)	Measure Level (dBuV/m)	Margin (dB)	Limit (dBuV/m)	Detector Type
1		10640.000	24.326	28.330	52.656	-21.344	74.000	PEAK
2	*	15960.000	27.364	31.060	58.424	-15.576	74.000	PEAK

**Note:**

1. All Readings below 1GHz are Quasi-Peak, above 1GHz are performed with peak and/or average measurements as necessary.
2. Peak measurements: RBW = 1MHz, VBW = 1MHz, Sweep: Auto.
3. Average measurements: RBW = 1MHz, VBW = 10 Hz, Sweep: Auto.
4. " \* ", means this data is the worst emission level.
5. " # ", means the frequency is out of the restricted band.
6. Measurement Level = Reading Level + Correct Factor.
7. The average measurement was not performed when the peak measured data under the limit of average detection.

Site : CB4-H	Time : 2017/04/14
Limit : FCC_SpartC_15.209_03M_AV	Margin : 6
Probe : CB4-H_FCC_EFS_B432_1-18GHz_3M_1116 - VERTICAL	Power : AC 120V/60Hz
EUT : UHD551-L	Note : Mode 1: Tx_SISO Mode_802.11a_5320MHz_ant1

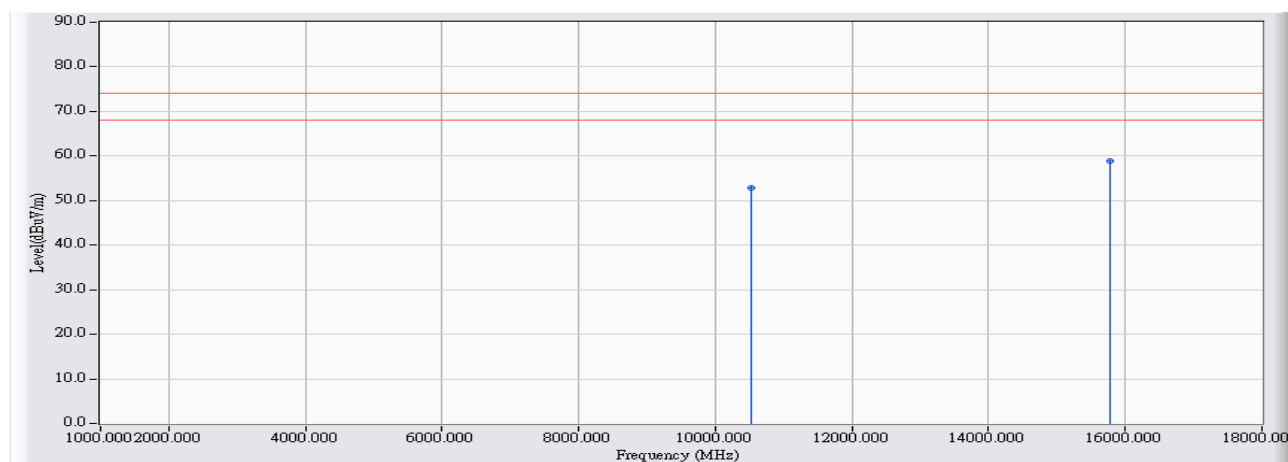


		Frequency (MHz)	Correct Factor (dB)	Reading Level (dBuV)	Measure Level (dBuV/m)	Margin (dB)	Limit (dBuV/m)	Detector Type
1	*	15960.000	27.364	19.300	46.664	-7.336	54.000	AVERAGE

**Note:**

1. All Readings below 1GHz are Quasi-Peak, above 1GHz are performed with peak and/or average measurements as necessary.
2. Peak measurements: RBW = 1MHz, VBW = 1MHz, Sweep: Auto.
3. Average measurements: RBW = 1MHz, VBW = 10 Hz, Sweep: Auto.
4. “ \* ”, means this data is the worst emission level.
5. “ # ”, means the frequency is out of the restricted band.
6. Measurement Level = Reading Level + Correct Factor.
7. The average measurement was not performed when the peak measured data under the limit of average detection.

Site : CB4-H	Time : 2017/04/14
Limit : FCC_SpartC_15.209_03M_PK	Margin : 6
Probe : CB4-H_FCC_EFS_B432_1-18GHz_3M_1116 - HORIZONTAL	Power : AC 120V/60Hz
EUT : UHD551-L	Note : Mode 2: Tx_MIMO Mode_802.11n(20M)_5260MHz

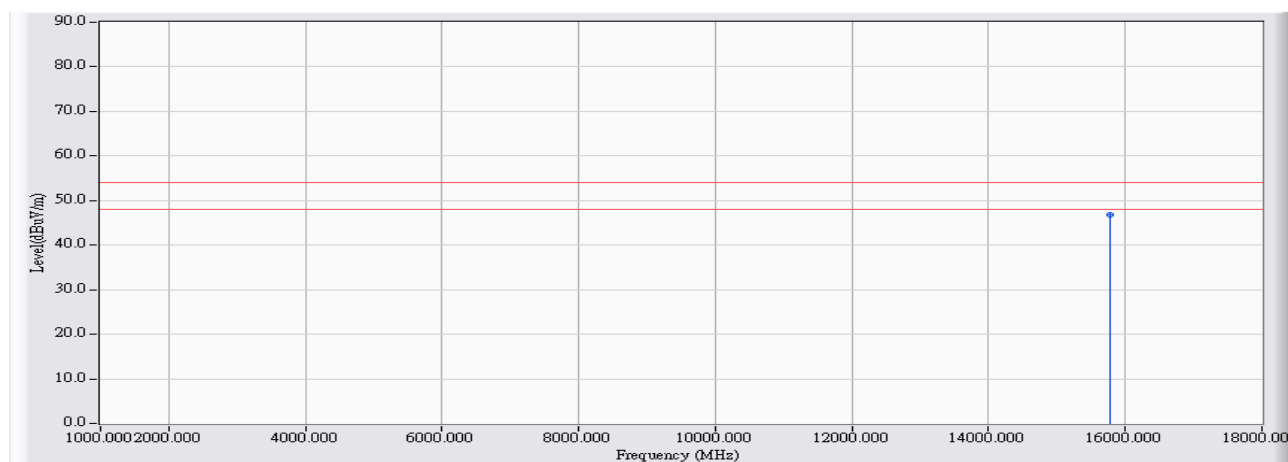


		Frequency (MHz)	Correct Factor (dB)	Reading Level (dBuV)	Measure Level (dBuV/m)	Margin (dB)	Limit (dBuV/m)	Detector Type
1		10520.000	24.011	28.770	52.781	-21.219	74.000	PEAK
2	*	15780.000	27.472	31.310	58.782	-15.218	74.000	PEAK

Note:

1. All Readings below 1GHz are Quasi-Peak, above 1GHz are performed with peak and/or average measurements as necessary.
2. Peak measurements: RBW = 1MHz, VBW = 1MHz, Sweep: Auto.
3. Average measurements: RBW = 1MHz, VBW = 10 Hz, Sweep: Auto.
4. " \* ", means this data is the worst emission level.
5. " # ", means the frequency is out of the restricted band.
6. Measurement Level = Reading Level + Correct Factor.
7. The average measurement was not performed when the peak measured data under the limit of average detection.

Site : CB4-H	Time : 2017/04/14
Limit : FCC_SpartC_15.209_03M_AV	Margin : 6
Probe : CB4-H_FCC_EFS_B432_1-18GHz_3M_1116 - HORIZONTAL	Power : AC 120V/60Hz
EUT : UHD551-L	Note : Mode 2: Tx_MIMO Mode_802.11n(20M)_5260MHz

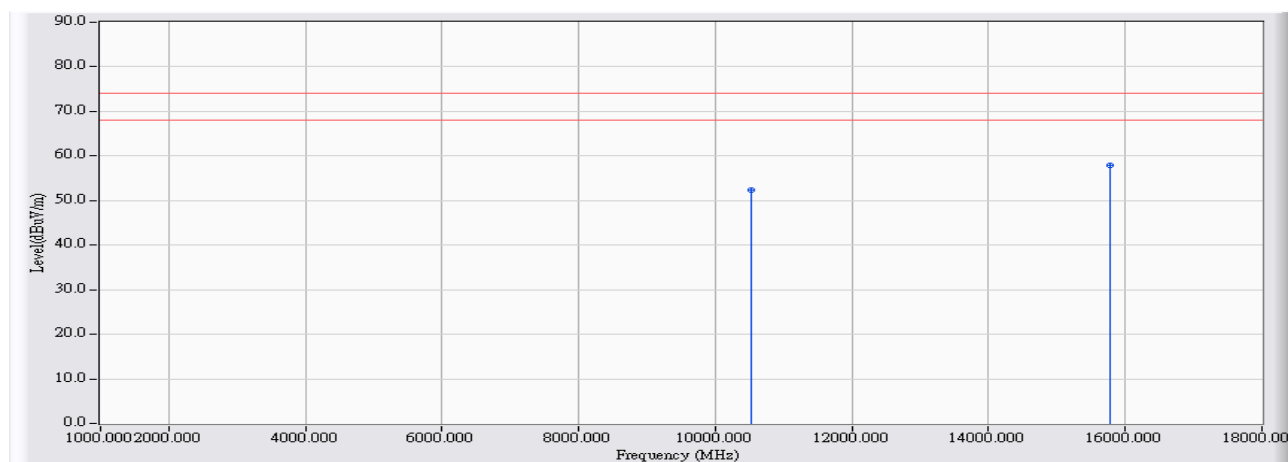


		Frequency (MHz)	Correct Factor (dB)	Reading Level (dBuV)	Measure Level (dBuV/m)	Margin (dB)	Limit (dBuV/m)	Detector Type
1	*	15780.000	27.472	19.220	46.692	-7.308	54.000	AVERAGE

## Note:

1. All Readings below 1GHz are Quasi-Peak, above 1GHz are performed with peak and/or average measurements as necessary.
2. Peak measurements: RBW = 1MHz, VBW = 1MHz, Sweep: Auto.
3. Average measurements: RBW = 1MHz, VBW = 10 Hz, Sweep: Auto.
4. “ \* ”, means this data is the worst emission level.
5. “ # ”, means the frequency is out of the restricted band.
6. Measurement Level = Reading Level + Correct Factor.
7. The average measurement was not performed when the peak measured data under the limit of average detection.

Site : CB4-H	Time : 2017/04/14
Limit : FCC_SpartC_15.209_03M_PK	Margin : 6
Probe : CB4-H_FCC_EFS_B432_1-18GHz_3M_1116 - VERTICAL	Power : AC 120V/60Hz
EUT : UHD551-L	Note : Mode 2: Tx_MIMO Mode_802.11n(20M)_5260MHz



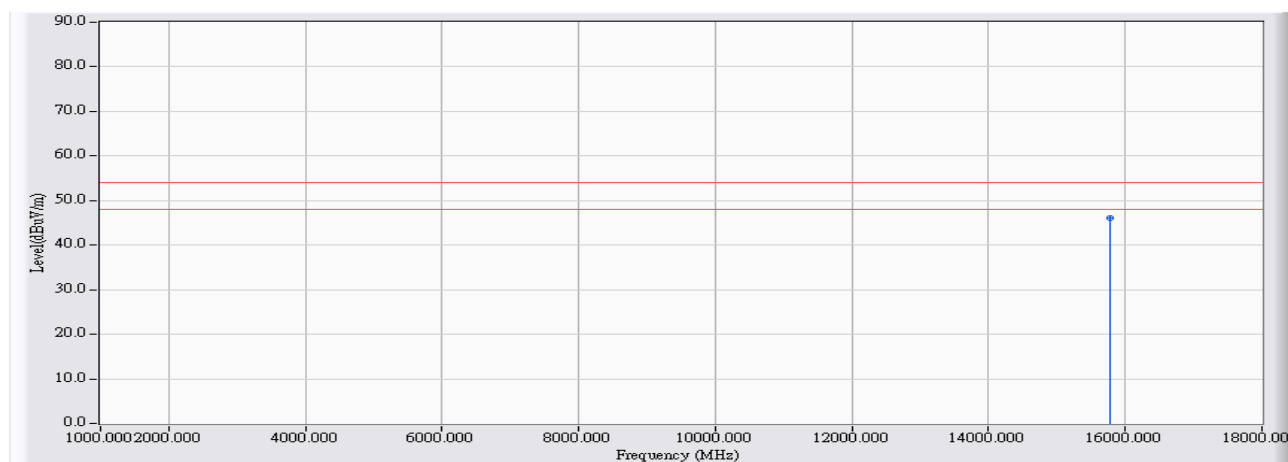
		Frequency (MHz)	Correct Factor (dB)	Reading Level (dBuV)	Measure Level (dBuV/m)	Margin (dB)	Limit (dBuV/m)	Detector Type
1		10520.000	24.011	28.270	52.281	-21.719	74.000	PEAK
2	*	15780.000	27.472	30.500	57.972	-16.028	74.000	PEAK

**Note:**

1. All Readings below 1GHz are Quasi-Peak, above 1GHz are performed with peak and/or average measurements as necessary.
2. Peak measurements: RBW = 1MHz, VBW = 1MHz, Sweep: Auto.
3. Average measurements: RBW = 1MHz, VBW = 10 Hz, Sweep: Auto.
4. " \* ", means this data is the worst emission level.
5. " # ", means the frequency is out of the restricted band.
6. Measurement Level = Reading Level + Correct Factor.
7. The average measurement was not performed when the peak measured data under the limit of average detection.



Site : CB4-H	Time : 2017/04/14
Limit : FCC_SpartC_15.209_03M_AV	Margin : 6
Probe : CB4-H_FCC_EFS_B432_1-18GHz_3M_1116 - VERTICAL	Power : AC 120V/60Hz
EUT : UHD551-L	Note : Mode 2: Tx_MIMO Mode_802.11n(20M)_5260MHz

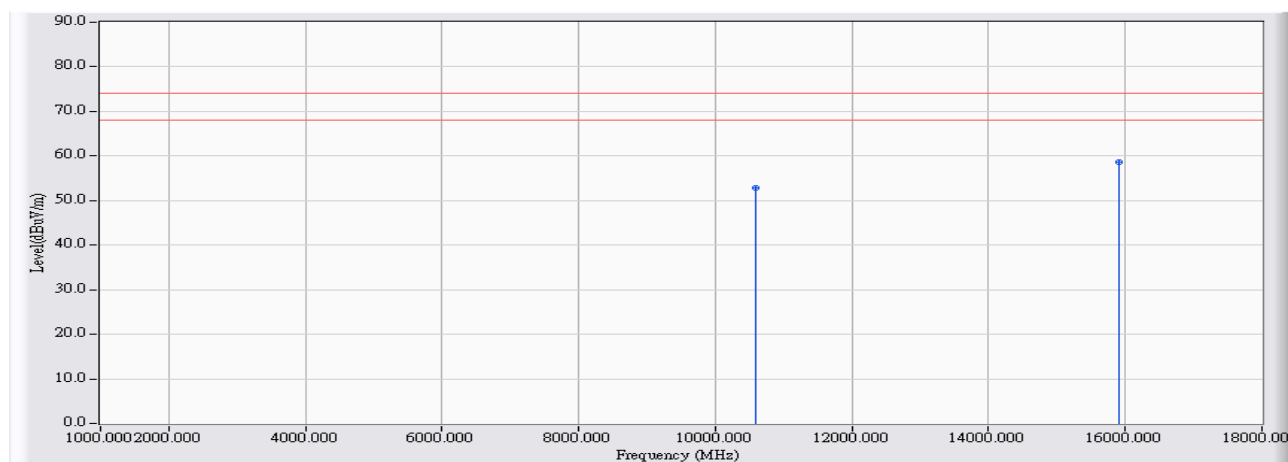


		Frequency (MHz)	Correct Factor (dB)	Reading Level (dBuV)	Measure Level (dBuV/m)	Margin (dB)	Limit (dBuV/m)	Detector Type
1	*	15780.000	27.472	18.550	46.022	-7.978	54.000	AVERAGE

## Note:

1. All Readings below 1GHz are Quasi-Peak, above 1GHz are performed with peak and/or average measurements as necessary.
2. Peak measurements: RBW = 1MHz, VBW = 1MHz, Sweep: Auto.
3. Average measurements: RBW = 1MHz, VBW = 10 Hz, Sweep: Auto.
4. “ \* ”, means this data is the worst emission level.
5. “ # ”, means the frequency is out of the restricted band.
6. Measurement Level = Reading Level + Correct Factor.
7. The average measurement was not performed when the peak measured data under the limit of average detection.

Site : CB4-H	Time : 2017/04/14
Limit : FCC_SpartC_15.209_03M_PK	Margin : 6
Probe : CB4-H_FCC_EFS_B432_1-18GHz_3M_1116 - HORIZONTAL	Power : AC 120V/60Hz
EUT : UHD551-L	Note : Mode 2: Tx_MIMO Mode_802.11n(20M)_5300MHz

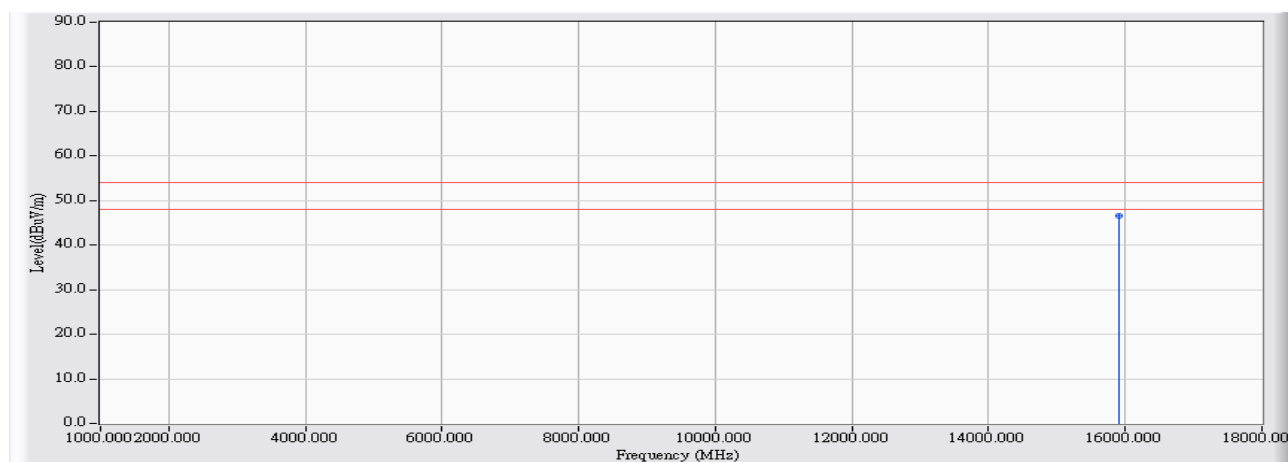


		Frequency (MHz)	Correct Factor (dB)	Reading Level (dBuV)	Measure Level (dBuV/m)	Margin (dB)	Limit (dBuV/m)	Detector Type
1		10600.000	24.221	28.700	52.921	-21.079	74.000	PEAK
2	*	15900.000	27.400	31.330	58.730	-15.270	74.000	PEAK

**Note:**

1. All Readings below 1GHz are Quasi-Peak, above 1GHz are performed with peak and/or average measurements as necessary.
2. Peak measurements: RBW = 1MHz, VBW = 1MHz, Sweep: Auto.
3. Average measurements: RBW = 1MHz, VBW = 10 Hz, Sweep: Auto.
4. " \* ", means this data is the worst emission level.
5. " # ", means the frequency is out of the restricted band.
6. Measurement Level = Reading Level + Correct Factor.
7. The average measurement was not performed when the peak measured data under the limit of average detection.

Site : CB4-H	Time : 2017/04/14
Limit : FCC_SpartC_15.209_03M_AV	Margin : 6
Probe : CB4-H_FCC_EFS_B432_1-18GHz_3M_1116 - HORIZONTAL	Power : AC 120V/60Hz
EUT : UHD551-L	Note : Mode 2: Tx_MIMO Mode_802.11n(20M)_5300MHz

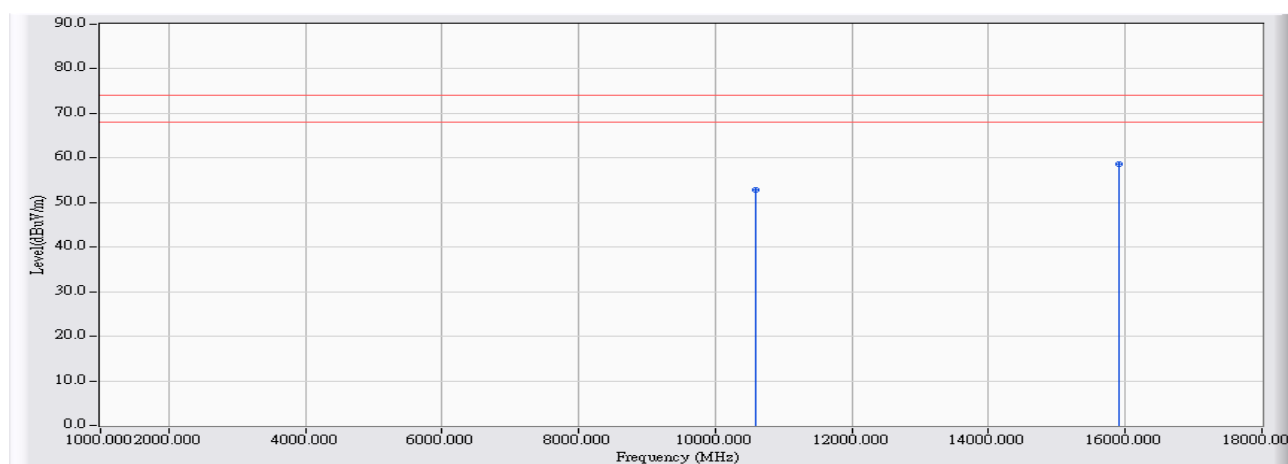


		Frequency (MHz)	Correct Factor (dB)	Reading Level (dBuV)	Measure Level (dBuV/m)	Margin (dB)	Limit (dBuV/m)	Detector Type
1	*	15900.000	27.400	19.140	46.540	-7.460	54.000	AVERAGE

## Note:

1. All Readings below 1GHz are Quasi-Peak, above 1GHz are performed with peak and/or average measurements as necessary.
2. Peak measurements: RBW = 1MHz, VBW = 1MHz, Sweep: Auto.
3. Average measurements: RBW = 1MHz, VBW = 10 Hz, Sweep: Auto.
4. “ \* ”, means this data is the worst emission level.
5. “ # ”, means the frequency is out of the restricted band.
6. Measurement Level = Reading Level + Correct Factor.
7. The average measurement was not performed when the peak measured data under the limit of average detection.

Site : CB4-H	Time : 2017/04/14
Limit : FCC_SpartC_15.209_03M_PK	Margin : 6
Probe : CB4-H_FCC_EFS_B432_1-18GHz_3M_1116 - VERTICAL	Power : AC 120V/60Hz
EUT : UHD551-L	Note : Mode 2: Tx_MIMO Mode_802.11n(20M)_5300MHz

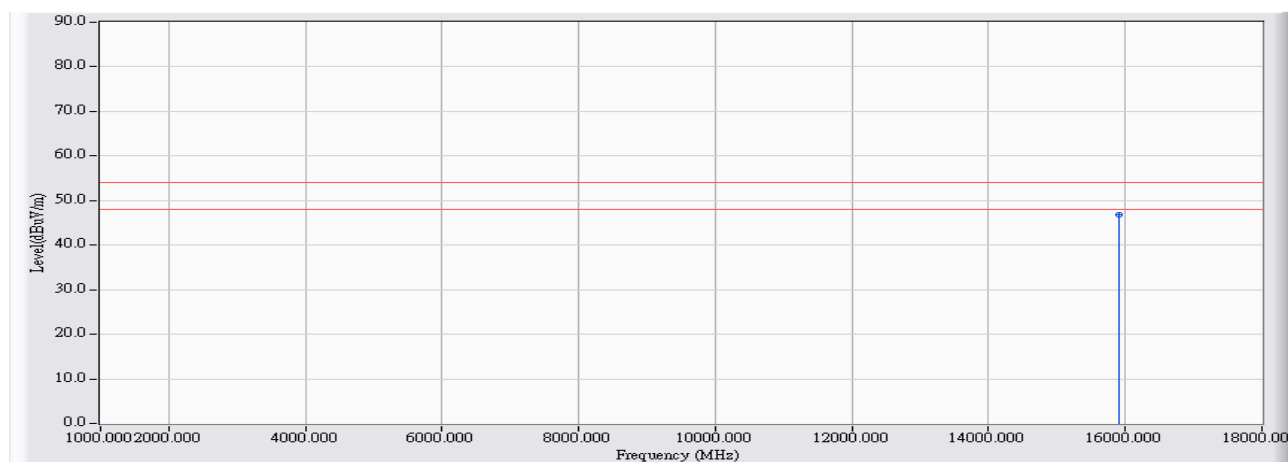


		Frequency (MHz)	Correct Factor (dB)	Reading Level (dBuV)	Measure Level (dBuV/m)	Margin (dB)	Limit (dBuV/m)	Detector Type
1		10600.000	24.221	28.700	52.921	-21.079	74.000	PEAK
2	*	15900.000	27.400	31.350	58.750	-15.250	74.000	PEAK

**Note:**

1. All Readings below 1GHz are Quasi-Peak, above 1GHz are performed with peak and/or average measurements as necessary.
2. Peak measurements: RBW = 1MHz, VBW = 1MHz, Sweep: Auto.
3. Average measurements: RBW = 1MHz, VBW = 10 Hz, Sweep: Auto.
4. " \* ", means this data is the worst emission level.
5. " # ", means the frequency is out of the restricted band.
6. Measurement Level = Reading Level + Correct Factor.
7. The average measurement was not performed when the peak measured data under the limit of average detection.

Site : CB4-H	Time : 2017/04/14
Limit : FCC_SpartC_15.209_03M_AV	Margin : 6
Probe : CB4-H_FCC_EFS_B432_1-18GHz_3M_1116 - VERTICAL	Power : AC 120V/60Hz
EUT : UHD551-L	Note : Mode 2: Tx_MIMO Mode_802.11n(20M)_5300MHz

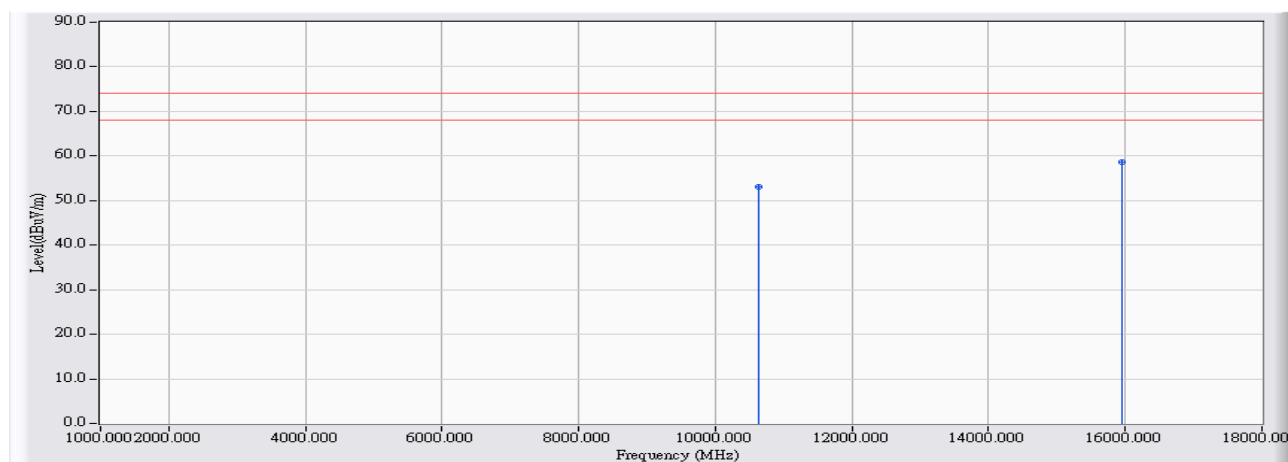


		Frequency (MHz)	Correct Factor (dB)	Reading Level (dBuV)	Measure Level (dBuV/m)	Margin (dB)	Limit (dBuV/m)	Detector Type
1	*	15900.000	27.400	19.300	46.700	-7.300	54.000	AVERAGE

**Note:**

1. All Readings below 1GHz are Quasi-Peak, above 1GHz are performed with peak and/or average measurements as necessary.
2. Peak measurements: RBW = 1MHz, VBW = 1MHz, Sweep: Auto.
3. Average measurements: RBW = 1MHz, VBW = 10 Hz, Sweep: Auto.
4. “ \* ”, means this data is the worst emission level.
5. “ # ”, means the frequency is out of the restricted band.
6. Measurement Level = Reading Level + Correct Factor.
7. The average measurement was not performed when the peak measured data under the limit of average detection.

Site : CB4-H	Time : 2017/04/14
Limit : FCC_SpartC_15.209_03M_PK	Margin : 6
Probe : CB4-H_FCC_EFS_B432_1-18GHz_3M_1116 - HORIZONTAL	Power : AC 120V/60Hz
EUT : UHD551-L	Note : Mode 2: Tx_MIMO Mode_802.11n(20M)_5320MHz

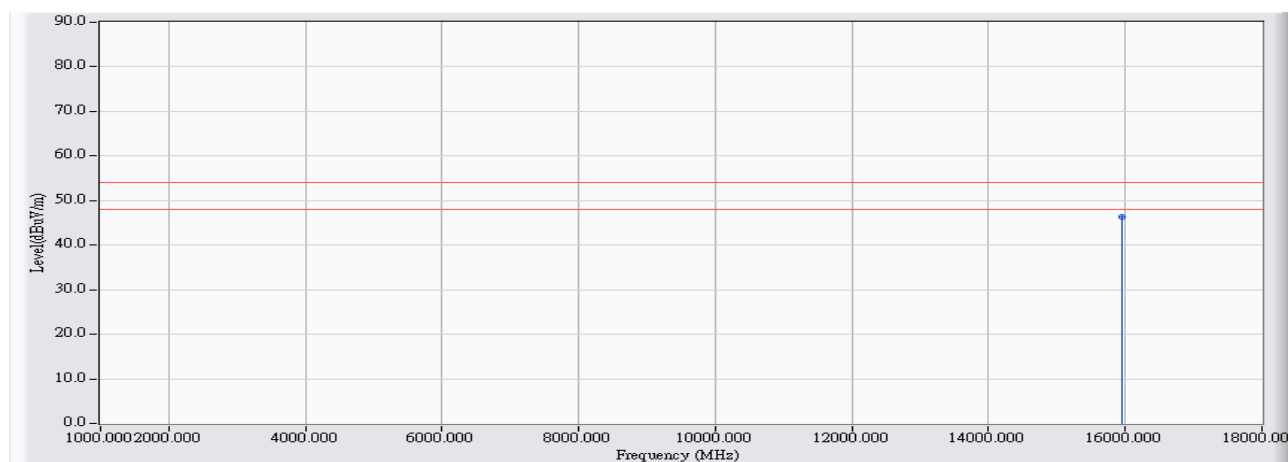


		Frequency (MHz)	Correct Factor (dB)	Reading Level (dBuV)	Measure Level (dBuV/m)	Margin (dB)	Limit (dBuV/m)	Detector Type
1		10640.000	24.326	28.650	52.976	-21.024	74.000	PEAK
2	*	15960.000	27.364	31.190	58.554	-15.446	74.000	PEAK

**Note:**

1. All Readings below 1GHz are Quasi-Peak, above 1GHz are performed with peak and/or average measurements as necessary.
2. Peak measurements: RBW = 1MHz, VBW = 1MHz, Sweep: Auto.
3. Average measurements: RBW = 1MHz, VBW = 10 Hz, Sweep: Auto.
4. " \* ", means this data is the worst emission level.
5. " # ", means the frequency is out of the restricted band.
6. Measurement Level = Reading Level + Correct Factor.
7. The average measurement was not performed when the peak measured data under the limit of average detection.

Site : CB4-H	Time : 2017/04/14
Limit : FCC_SpartC_15.209_03M_AV	Margin : 6
Probe : CB4-H_FCC_EFS_B432_1-18GHz_3M_1116 - HORIZONTAL	Power : AC 120V/60Hz
EUT : UHD551-L	Note : Mode 2: Tx_MIMO Mode_802.11n(20M)_5320MHz

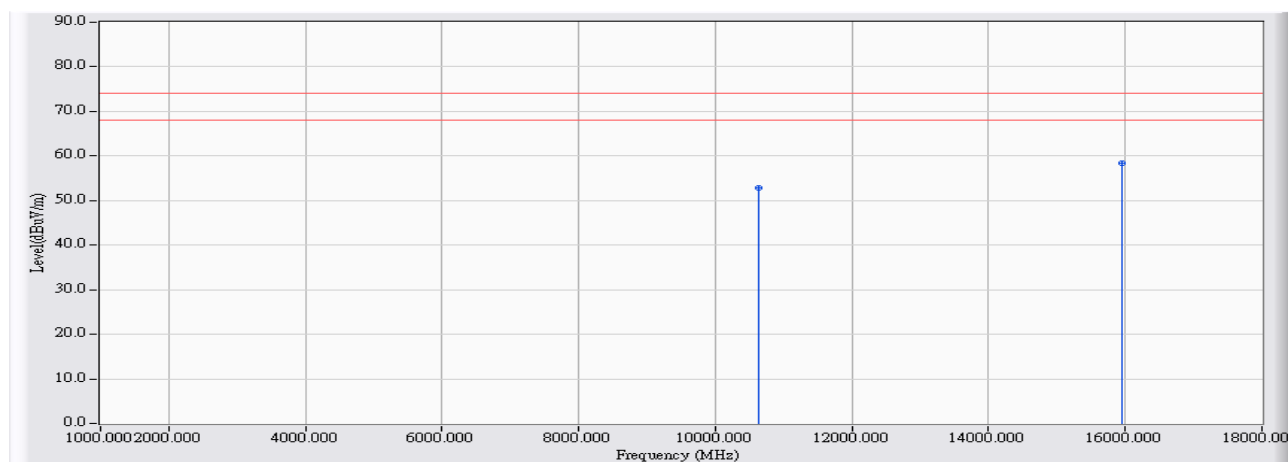


		Frequency (MHz)	Correct Factor (dB)	Reading Level (dBuV)	Measure Level (dBuV/m)	Margin (dB)	Limit (dBuV/m)	Detector Type
1	*	15960.000	27.364	18.880	46.244	-7.756	54.000	AVERAGE

## Note:

1. All Readings below 1GHz are Quasi-Peak, above 1GHz are performed with peak and/or average measurements as necessary.
2. Peak measurements: RBW = 1MHz, VBW = 1MHz, Sweep: Auto.
3. Average measurements: RBW = 1MHz, VBW = 10 Hz, Sweep: Auto.
4. “ \* ”, means this data is the worst emission level.
5. “ # ”, means the frequency is out of the restricted band.
6. Measurement Level = Reading Level + Correct Factor.
7. The average measurement was not performed when the peak measured data under the limit of average detection.

Site : CB4-H	Time : 2017/04/14
Limit : FCC_SpartC_15.209_03M_PK	Margin : 6
Probe : CB4-H_FCC_EFS_B432_1-18GHz_3M_1116 - VERTICAL	Power : AC 120V/60Hz
EUT : UHD551-L	Note : Mode 2: Tx_MIMO Mode_802.11n(20M)_5320MHz



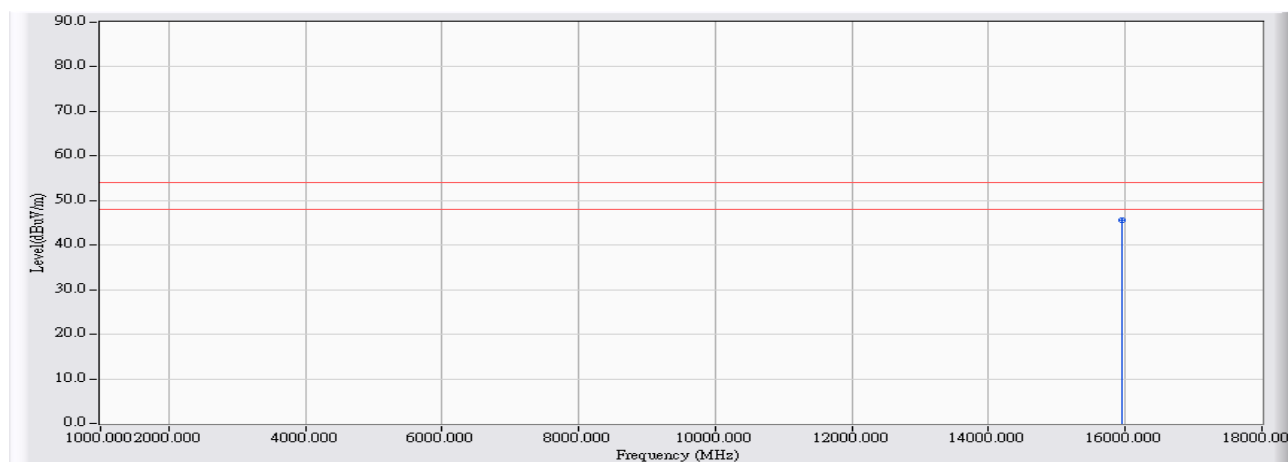
		Frequency (MHz)	Correct Factor (dB)	Reading Level (dBuV)	Measure Level (dBuV/m)	Margin (dB)	Limit (dBuV/m)	Detector Type
1		10640.000	24.326	28.520	52.846	-21.154	74.000	PEAK
2	*	15960.000	27.364	31.060	58.424	-15.576	74.000	PEAK

**Note:**

1. All Readings below 1GHz are Quasi-Peak, above 1GHz are performed with peak and/or average measurements as necessary.
2. Peak measurements: RBW = 1MHz, VBW = 1MHz, Sweep: Auto.
3. Average measurements: RBW = 1MHz, VBW = 10 Hz, Sweep: Auto.
4. " \* ", means this data is the worst emission level.
5. " # ", means the frequency is out of the restricted band.
6. Measurement Level = Reading Level + Correct Factor.
7. The average measurement was not performed when the peak measured data under the limit of average detection.



Site : CB4-H	Time : 2017/04/14
Limit : FCC_SpartC_15.209_03M_AV	Margin : 6
Probe : CB4-H_FCC_EFS_B432_1-18GHz_3M_1116 - VERTICAL	Power : AC 120V/60Hz
EUT : UHD551-L	Note : Mode 2: Tx_MIMO Mode_802.11n(20M)_5320MHz

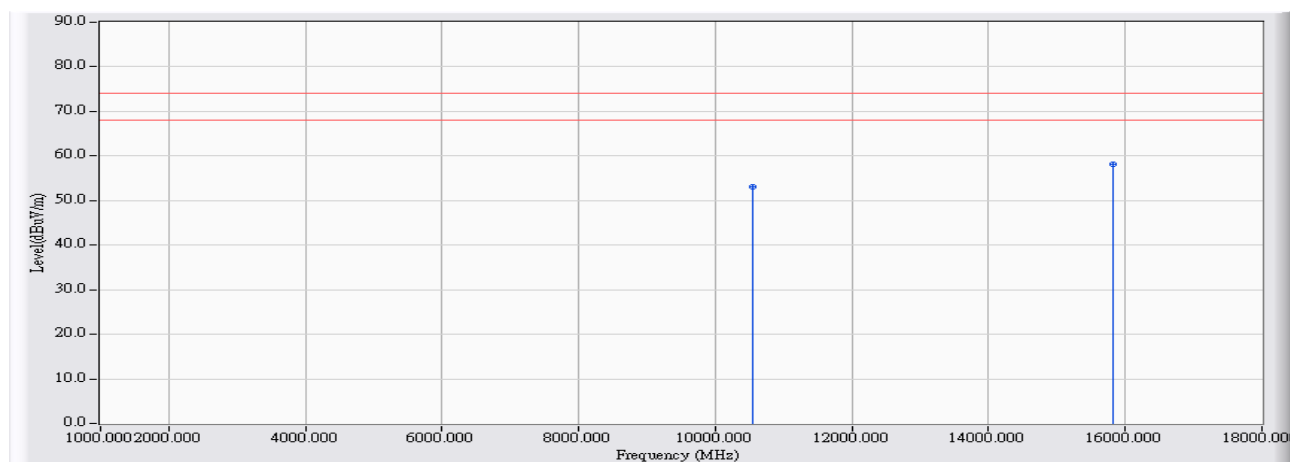


		Frequency (MHz)	Correct Factor (dB)	Reading Level (dBuV)	Measure Level (dBuV/m)	Margin (dB)	Limit (dBuV/m)	Detector Type
1	*	15960.000	27.364	18.210	45.574	-8.426	54.000	AVERAGE

**Note:**

1. All Readings below 1GHz are Quasi-Peak, above 1GHz are performed with peak and/or average measurements as necessary.
2. Peak measurements: RBW = 1MHz, VBW = 1MHz, Sweep: Auto.
3. Average measurements: RBW = 1MHz, VBW = 10 Hz, Sweep: Auto.
4. “ \* ”, means this data is the worst emission level.
5. “ # ”, means the frequency is out of the restricted band.
6. Measurement Level = Reading Level + Correct Factor.
7. The average measurement was not performed when the peak measured data under the limit of average detection.

Site : CB4-H	Time : 2017/04/14
Limit : FCC_SpartC_15.209_03M_PK	Margin : 6
Probe : CB4-H_FCC_EFS_B432_1-18GHz_3M_1116 - HORIZONTAL	Power : AC 120V/60Hz
EUT : UHD551-L	Note : Mode 2: Tx_MIMO Mode_802.11n(40M)_5270MHz

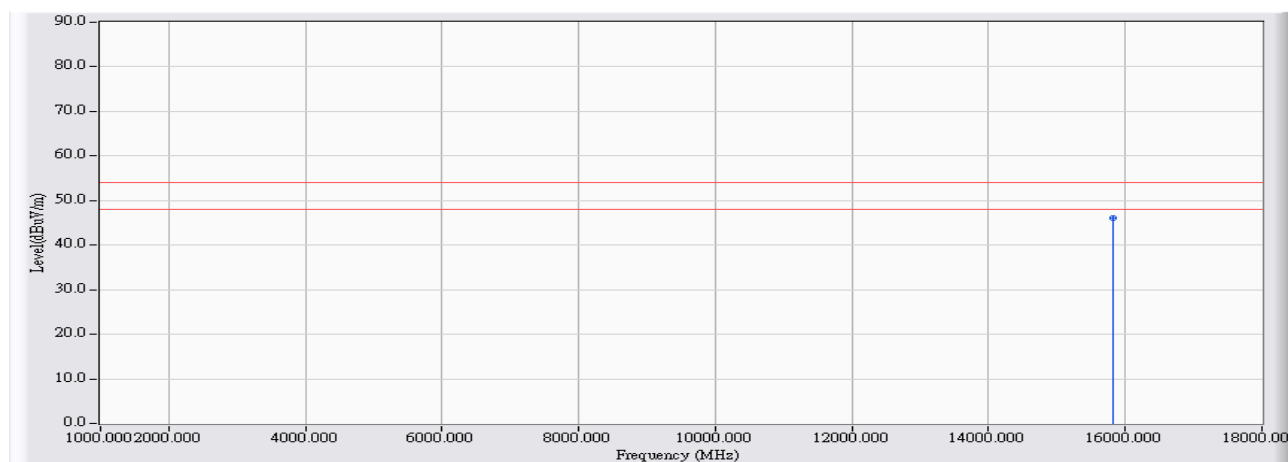


		Frequency (MHz)	Correct Factor (dB)	Reading Level (dBuV)	Measure Level (dBuV/m)	Margin (dB)	Limit (dBuV/m)	Detector Type
1		10540.000	24.064	28.930	52.994	-21.006	74.000	PEAK
2	*	15810.000	27.454	30.750	58.204	-15.796	74.000	PEAK

**Note:**

1. All Readings below 1GHz are Quasi-Peak, above 1GHz are performed with peak and/or average measurements as necessary.
2. Peak measurements: RBW = 1MHz, VBW = 1MHz, Sweep: Auto.
3. Average measurements: RBW = 1MHz, VBW = 10 Hz, Sweep: Auto.
4. " \* ", means this data is the worst emission level.
5. " # ", means the frequency is out of the restricted band.
6. Measurement Level = Reading Level + Correct Factor.
7. The average measurement was not performed when the peak measured data under the limit of average detection.

Site : CB4-H	Time : 2017/04/14
Limit : FCC_SpartC_15.209_03M_AV	Margin : 6
Probe : CB4-H_FCC_EFS_B432_1-18GHz_3M_1116 - HORIZONTAL	Power : AC 120V/60Hz
EUT : UHD551-L	Note : Mode 2: Tx_MIMO Mode_802.11n(40M)_5270MHz

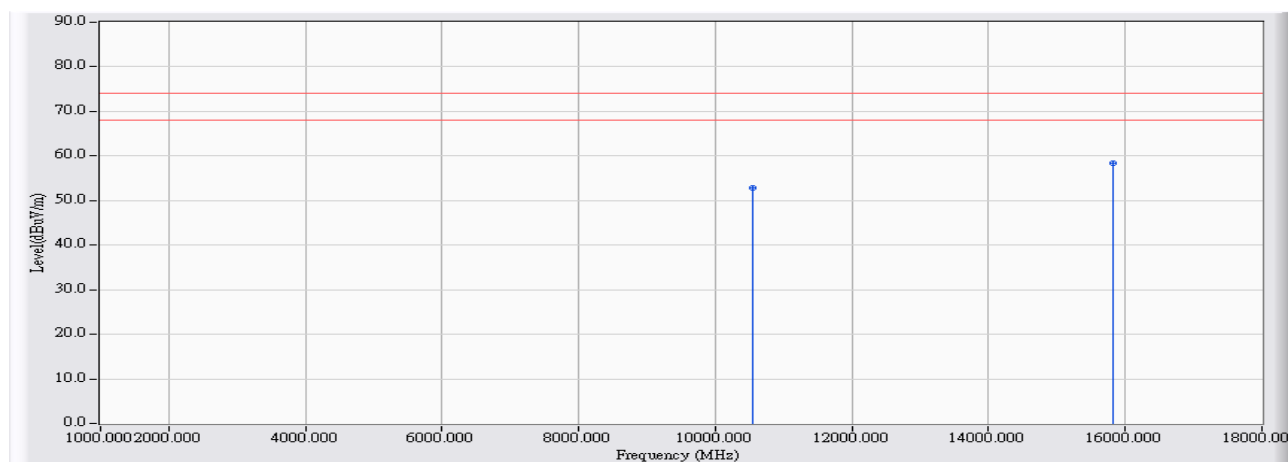


		Frequency (MHz)	Correct Factor (dB)	Reading Level (dBuV)	Measure Level (dBuV/m)	Margin (dB)	Limit (dBuV/m)	Detector Type
1	*	15810.000	27.454	18.540	45.994	-8.006	54.000	AVERAGE

## Note:

1. All Readings below 1GHz are Quasi-Peak, above 1GHz are performed with peak and/or average measurements as necessary.
2. Peak measurements: RBW = 1MHz, VBW = 1MHz, Sweep: Auto.
3. Average measurements: RBW = 1MHz, VBW = 10 Hz, Sweep: Auto.
4. “ \* ”, means this data is the worst emission level.
5. “ # ”, means the frequency is out of the restricted band.
6. Measurement Level = Reading Level + Correct Factor.
7. The average measurement was not performed when the peak measured data under the limit of average detection.

Site : CB4-H	Time : 2017/04/14
Limit : FCC_SpartC_15.209_03M_PK	Margin : 6
Probe : CB4-H_FCC_EFS_B432_1-18GHz_3M_1116 - VERTICAL	Power : AC 120V/60Hz
EUT : UHD551-L	Note : Mode 2: Tx_MIMO Mode_802.11n(40M)_5270MHz

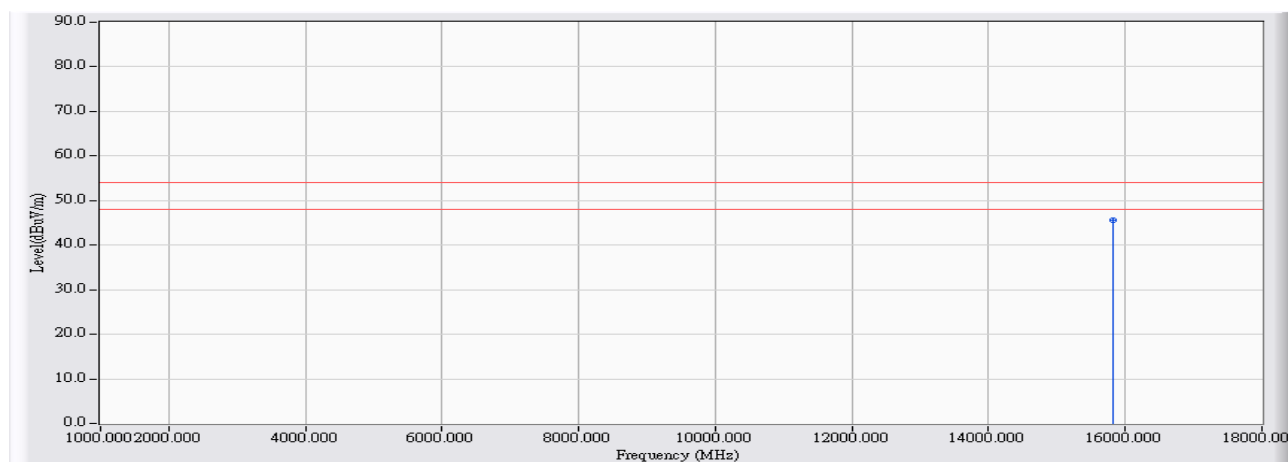


		Frequency (MHz)	Correct Factor (dB)	Reading Level (dBuV)	Measure Level (dBuV/m)	Margin (dB)	Limit (dBuV/m)	Detector Type
1		10540.000	24.064	28.830	52.894	-21.106	74.000	PEAK
2	*	15810.000	27.454	30.860	58.314	-15.686	74.000	PEAK

**Note:**

1. All Readings below 1GHz are Quasi-Peak, above 1GHz are performed with peak and/or average measurements as necessary.
2. Peak measurements: RBW = 1MHz, VBW = 1MHz, Sweep: Auto.
3. Average measurements: RBW = 1MHz, VBW = 10 Hz, Sweep: Auto.
4. " \* ", means this data is the worst emission level.
5. " # ", means the frequency is out of the restricted band.
6. Measurement Level = Reading Level + Correct Factor.
7. The average measurement was not performed when the peak measured data under the limit of average detection.

Site : CB4-H	Time : 2017/04/14
Limit : FCC_SpartC_15.209_03M_AV	Margin : 6
Probe : CB4-H_FCC_EFS_B432_1-18GHz_3M_1116 - VERTICAL	Power : AC 120V/60Hz
EUT : UHD551-L	Note : Mode 2: Tx_MIMO Mode_802.11n(40M)_5270MHz

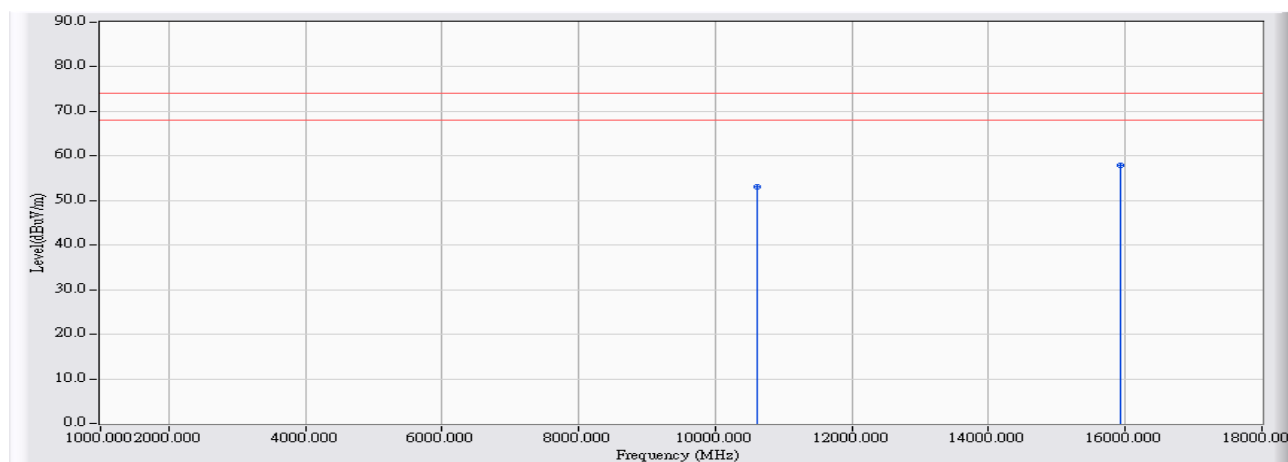


		Frequency (MHz)	Correct Factor (dB)	Reading Level (dBuV)	Measure Level (dBuV/m)	Margin (dB)	Limit (dBuV/m)	Detector Type
1	*	15810.000	27.454	18.210	45.664	-8.336	54.000	AVERAGE

**Note:**

1. All Readings below 1GHz are Quasi-Peak, above 1GHz are performed with peak and/or average measurements as necessary.
2. Peak measurements: RBW = 1MHz, VBW = 1MHz, Sweep: Auto.
3. Average measurements: RBW = 1MHz, VBW = 10 Hz, Sweep: Auto.
4. “ \* ”, means this data is the worst emission level.
5. “ # ”, means the frequency is out of the restricted band.
6. Measurement Level = Reading Level + Correct Factor.
7. The average measurement was not performed when the peak measured data under the limit of average detection.

Site : CB4-H	Time : 2017/04/14
Limit : FCC_SpartC_15.209_03M_PK	Margin : 6
Probe : CB4-H_FCC_EFS_B432_1-18GHz_3M_1116 - HORIZONTAL	Power : AC 120V/60Hz
EUT : UHD551-L	Note : Mode 2: Tx_MIMO Mode_802.11n(40M)_5310MHz

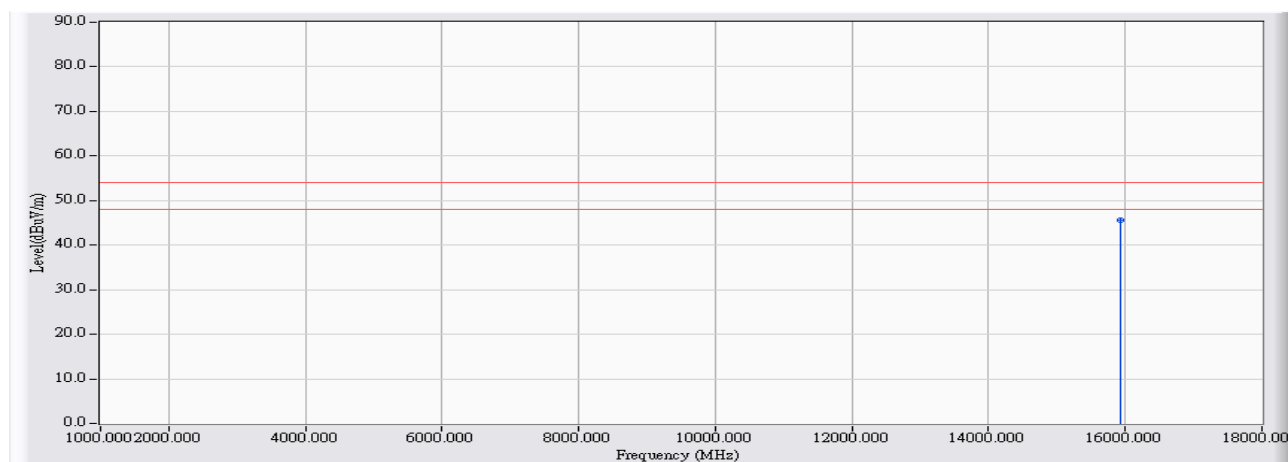


		Frequency (MHz)	Correct Factor (dB)	Reading Level (dBuV)	Measure Level (dBuV/m)	Margin (dB)	Limit (dBuV/m)	Detector Type
1		10620.000	24.274	28.700	52.974	-21.026	74.000	PEAK
2	*	15930.000	27.382	30.580	57.962	-16.038	74.000	PEAK

**Note:**

1. All Readings below 1GHz are Quasi-Peak, above 1GHz are performed with peak and/or average measurements as necessary.
2. Peak measurements: RBW = 1MHz, VBW = 1MHz, Sweep: Auto.
3. Average measurements: RBW = 1MHz, VBW = 10 Hz, Sweep: Auto.
4. " \* ", means this data is the worst emission level.
5. " # ", means the frequency is out of the restricted band.
6. Measurement Level = Reading Level + Correct Factor.
7. The average measurement was not performed when the peak measured data under the limit of average detection.

Site : CB4-H	Time : 2017/04/14
Limit : FCC_SpartC_15.209_03M_AV	Margin : 6
Probe : CB4-H_FCC_EFS_B432_1-18GHz_3M_1116 - HORIZONTAL	Power : AC 120V/60Hz
EUT : UHD551-L	Note : Mode 2: Tx_MIMO Mode_802.11n(40M)_5310MHz

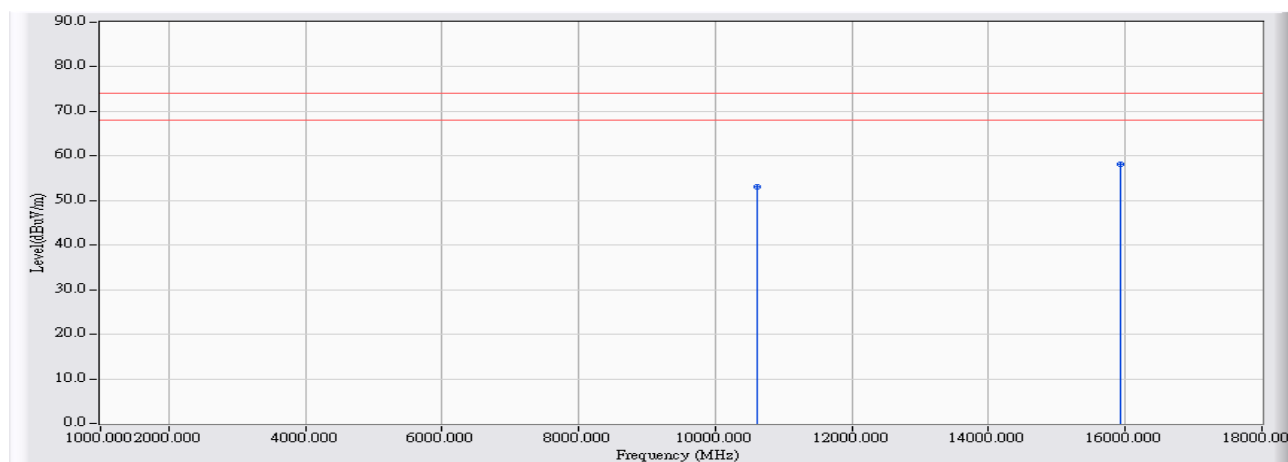


		Frequency (MHz)	Correct Factor (dB)	Reading Level (dBuV)	Measure Level (dBuV/m)	Margin (dB)	Limit (dBuV/m)	Detector Type
1	*	15930.000	27.382	18.320	45.702	-8.298	54.000	AVERAGE

## Note:

1. All Readings below 1GHz are Quasi-Peak, above 1GHz are performed with peak and/or average measurements as necessary.
2. Peak measurements: RBW = 1MHz, VBW = 1MHz, Sweep: Auto.
3. Average measurements: RBW = 1MHz, VBW = 10 Hz, Sweep: Auto.
4. “ \* ”, means this data is the worst emission level.
5. “ # ”, means the frequency is out of the restricted band.
6. Measurement Level = Reading Level + Correct Factor.
7. The average measurement was not performed when the peak measured data under the limit of average detection.

Site : CB4-H	Time : 2017/04/14
Limit : FCC_SpartC_15.209_03M_PK	Margin : 6
Probe : CB4-H_FCC_EFS_B432_1-18GHz_3M_1116 - VERTICAL	Power : AC 120V/60Hz
EUT : UHD551-L	Note : Mode 2: Tx_MIMO Mode_802.11n(40M)_5310MHz



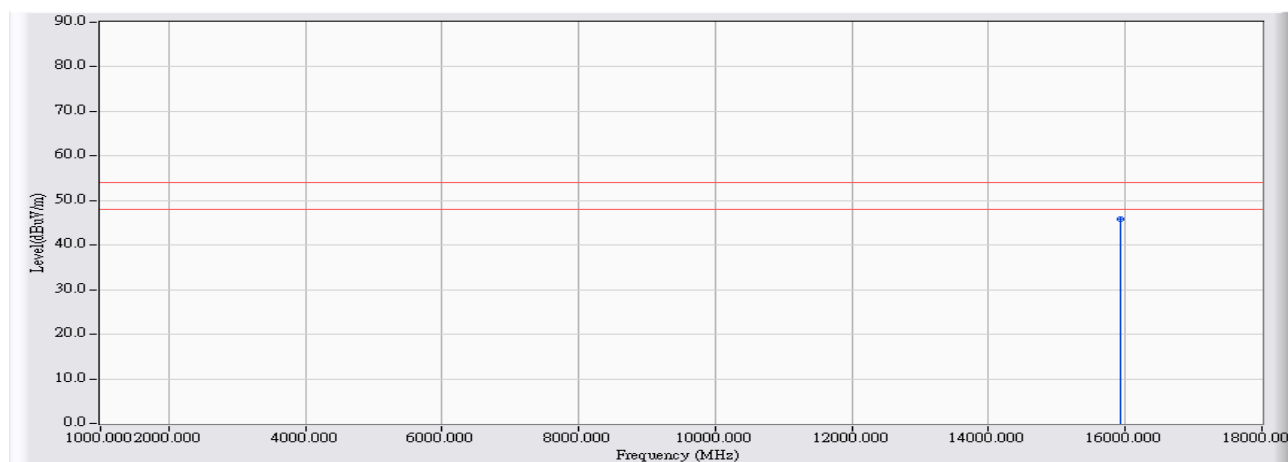
		Frequency (MHz)	Correct Factor (dB)	Reading Level (dBuV)	Measure Level (dBuV/m)	Margin (dB)	Limit (dBuV/m)	Detector Type
1		10620.000	24.274	28.720	52.994	-21.006	74.000	PEAK
2	*	15930.000	27.382	30.860	58.242	-15.758	74.000	PEAK

**Note:**

1. All Readings below 1GHz are Quasi-Peak, above 1GHz are performed with peak and/or average measurements as necessary.
2. Peak measurements: RBW = 1MHz, VBW = 1MHz, Sweep: Auto.
3. Average measurements: RBW = 1MHz, VBW = 10 Hz, Sweep: Auto.
4. " \* ", means this data is the worst emission level.
5. " # ", means the frequency is out of the restricted band.
6. Measurement Level = Reading Level + Correct Factor.
7. The average measurement was not performed when the peak measured data under the limit of average detection.



Site : CB4-H	Time : 2017/04/14
Limit : FCC_SpartC_15.209_03M_AV	Margin : 6
Probe : CB4-H_FCC_EFS_B432_1-18GHz_3M_1116 - VERTICAL	Power : AC 120V/60Hz
EUT : UHD551-L	Note : Mode 2: Tx_MIMO Mode_802.11n(40M)_5310MHz

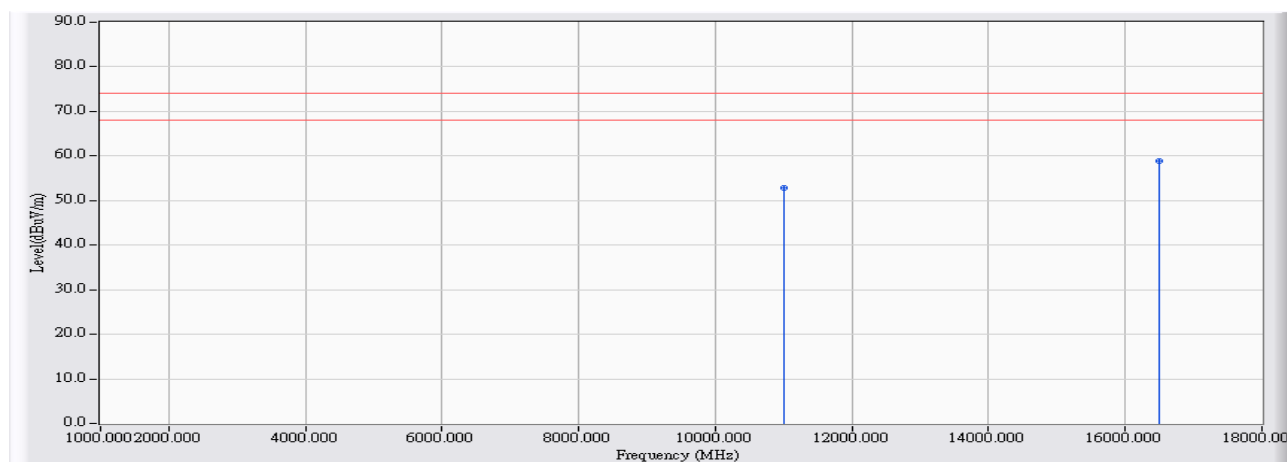


		Frequency (MHz)	Correct Factor (dB)	Reading Level (dBuV)	Measure Level (dBuV/m)	Margin (dB)	Limit (dBuV/m)	Detector Type
1	*	15930.000	27.382	18.440	45.822	-8.178	54.000	AVERAGE

## Note:

1. All Readings below 1GHz are Quasi-Peak, above 1GHz are performed with peak and/or average measurements as necessary.
2. Peak measurements: RBW = 1MHz, VBW = 1MHz, Sweep: Auto.
3. Average measurements: RBW = 1MHz, VBW = 10 Hz, Sweep: Auto.
4. “ \* ”, means this data is the worst emission level.
5. “ # ”, means the frequency is out of the restricted band.
6. Measurement Level = Reading Level + Correct Factor.
7. The average measurement was not performed when the peak measured data under the limit of average detection.

Site : CB4-H	Time : 2017/04/14
Limit : FCC_SpartC_15.209_03M_PK	Margin : 6
Probe : CB4-H_FCC_EFS_B432_1-18GHz_3M_1116 - HORIZONTAL	Power : AC 120V/60Hz
EUT : UHD551-L	Note : Mode 1: Tx_SISO Mode_802.11a_5500MHz_ant0

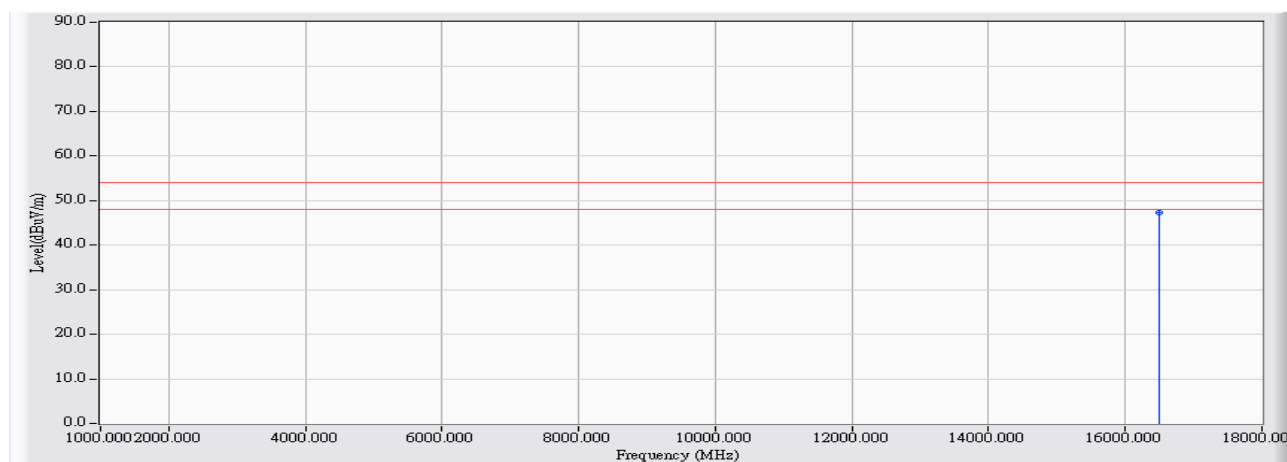


		Frequency (MHz)	Correct Factor (dB)	Reading Level (dBuV)	Measure Level (dBuV/m)	Margin (dB)	Limit (dBuV/m)	Detector Type
1		11000.000	25.168	27.640	52.807	-21.193	74.000	PEAK
2	*	16500.000	28.620	30.260	58.880	-15.120	74.000	PEAK

**Note:**

1. All Readings below 1GHz are Quasi-Peak, above 1GHz are performed with peak and/or average measurements as necessary.
2. Peak measurements: RBW = 1MHz, VBW = 1MHz, Sweep: Auto.
3. Average measurements: RBW = 1MHz, VBW = 10 Hz, Sweep: Auto.
4. " \* ", means this data is the worst emission level.
5. " # ", means the frequency is out of the restricted band.
6. Measurement Level = Reading Level + Correct Factor.
7. The average measurement was not performed when the peak measured data under the limit of average detection.

Site : CB4-H	Time : 2017/04/14
Limit : FCC_SpartC_15.209_03M_AV	Margin : 6
Probe : CB4-H_FCC_EFS_B432_1-18GHz_3M_1116 - HORIZONTAL	Power : AC 120V/60Hz
EUT : UHD551-L	Note : Mode 1: Tx_SISO Mode_802.11a_5500MHz_ant0

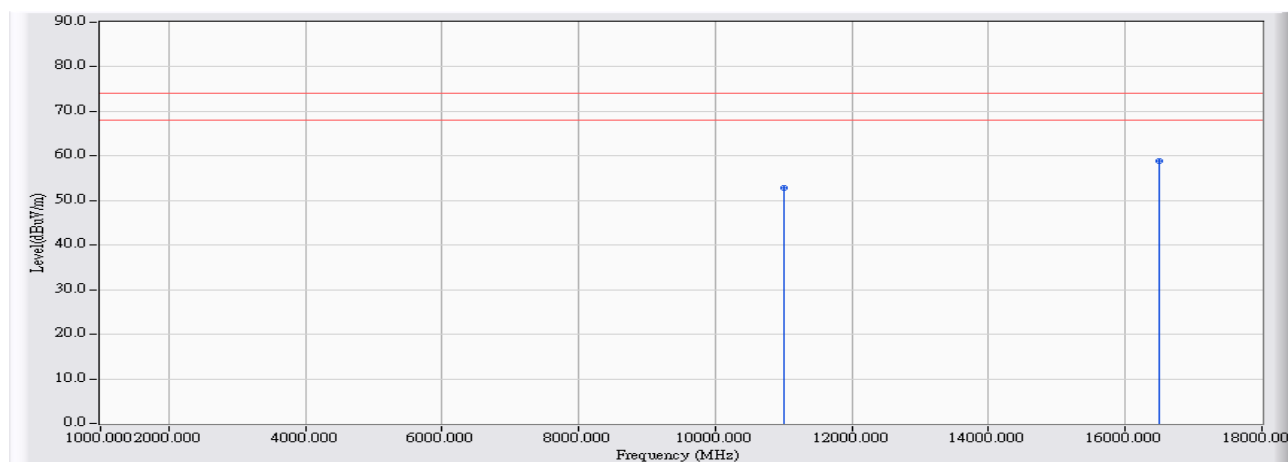


		Frequency (MHz)	Correct Factor (dB)	Reading Level (dBuV)	Measure Level (dBuV/m)	Margin (dB)	Limit (dBuV/m)	Detector Type
1	*	16500.000	28.620	18.570	47.190	-6.810	54.000	AVERAGE

**Note:**

1. All Readings below 1GHz are Quasi-Peak, above 1GHz are performed with peak and/or average measurements as necessary.
2. Peak measurements: RBW = 1MHz, VBW = 1MHz, Sweep: Auto.
3. Average measurements: RBW = 1MHz, VBW = 10 Hz, Sweep: Auto.
4. “ \* ”, means this data is the worst emission level.
5. “ # ”, means the frequency is out of the restricted band.
6. Measurement Level = Reading Level + Correct Factor.
7. The average measurement was not performed when the peak measured data under the limit of average detection.

Site : CB4-H	Time : 2017/04/14
Limit : FCC_SpartC_15.209_03M_PK	Margin : 6
Probe : CB4-H_FCC_EFS_B432_1-18GHz_3M_1116 - VERTICAL	Power : AC 120V/60Hz
EUT : UHD551-L	Note : Mode 1: Tx_SISO Mode_802.11a_5500MHz_ant0

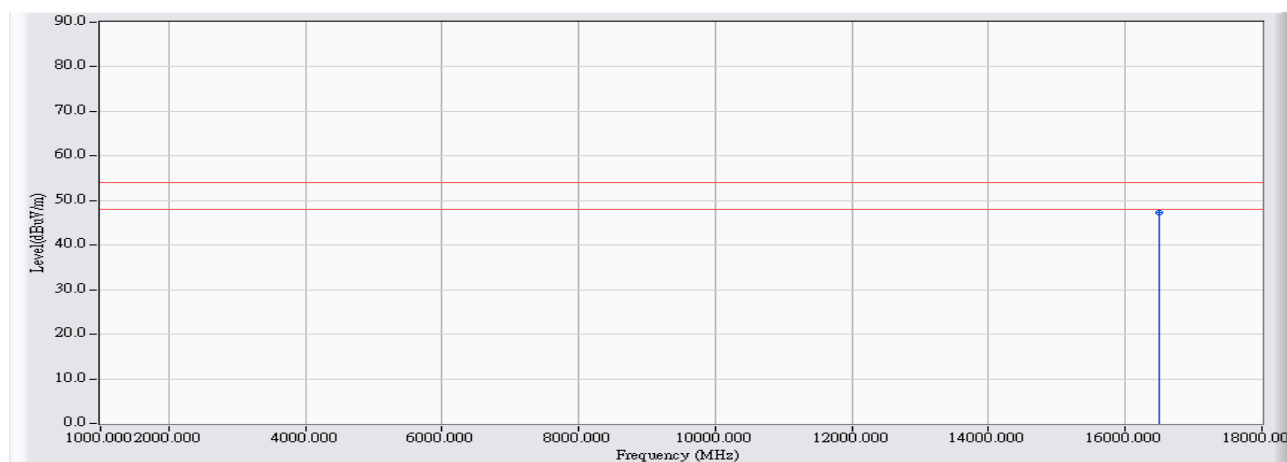


		Frequency (MHz)	Correct Factor (dB)	Reading Level (dBuV)	Measure Level (dBuV/m)	Margin (dB)	Limit (dBuV/m)	Detector Type
1		11000.000	25.168	27.750	52.917	-21.083	74.000	PEAK
2	*	16500.000	28.620	30.320	58.940	-15.060	74.000	PEAK

**Note:**

1. All Readings below 1GHz are Quasi-Peak, above 1GHz are performed with peak and/or average measurements as necessary.
2. Peak measurements: RBW = 1MHz, VBW = 1MHz, Sweep: Auto.
3. Average measurements: RBW = 1MHz, VBW = 10 Hz, Sweep: Auto.
4. " \* ", means this data is the worst emission level.
5. " # ", means the frequency is out of the restricted band.
6. Measurement Level = Reading Level + Correct Factor.
7. The average measurement was not performed when the peak measured data under the limit of average detection.

Site : CB4-H	Time : 2017/04/14
Limit : FCC_SpartC_15.209_03M_AV	Margin : 6
Probe : CB4-H_FCC_EFS_B432_1-18GHz_3M_1116 - VERTICAL	Power : AC 120V/60Hz
EUT : UHD551-L	Note : Mode 1: Tx_SISO Mode_802.11a_5500MHz_ant0

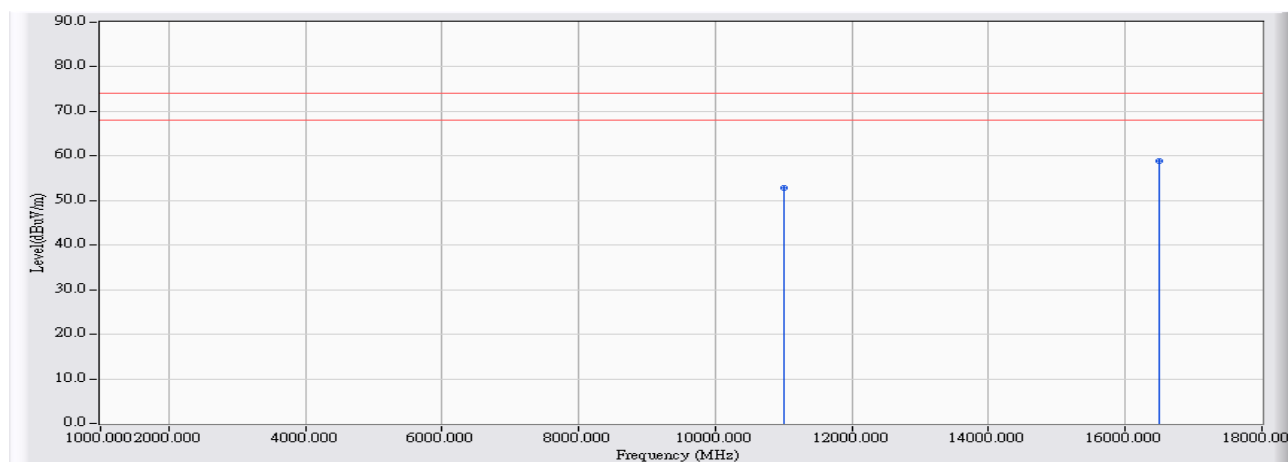


		Frequency (MHz)	Correct Factor (dB)	Reading Level (dBuV)	Measure Level (dBuV/m)	Margin (dB)	Limit (dBuV/m)	Detector Type
1	*	16500.000	28.620	18.680	47.300	-6.700	54.000	AVERAGE

Note:

1. All Readings below 1GHz are Quasi-Peak, above 1GHz are performed with peak and/or average measurements as necessary.
2. Peak measurements: RBW = 1MHz, VBW = 1MHz, Sweep: Auto.
3. Average measurements: RBW = 1MHz, VBW = 10 Hz, Sweep: Auto.
4. “ \* ”, means this data is the worst emission level.
5. “ # ”, means the frequency is out of the restricted band.
6. Measurement Level = Reading Level + Correct Factor.
7. The average measurement was not performed when the peak measured data under the limit of average detection.

Site : CB4-H	Time : 2017/04/14
Limit : FCC_SpartC_15.209_03M_PK	Margin : 6
Probe : CB4-H_FCC_EFS_B432_1-18GHz_3M_1116 - HORIZONTAL	Power : AC 120V/60Hz
EUT : UHD551-L	Note : Mode 1: Tx_SISO Mode_802.11a_5500MHz_ant1

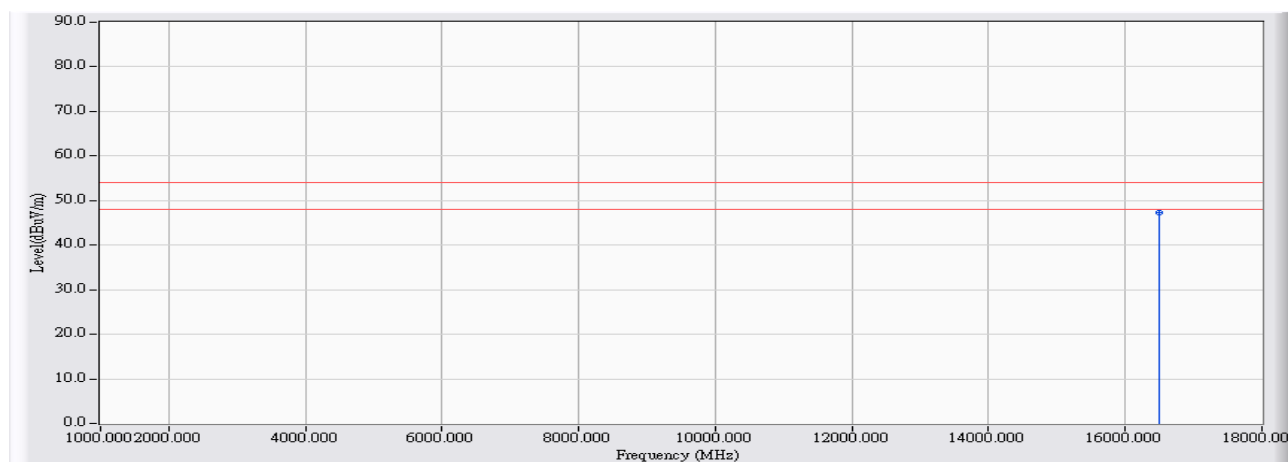


		Frequency (MHz)	Correct Factor (dB)	Reading Level (dBuV)	Measure Level (dBuV/m)	Margin (dB)	Limit (dBuV/m)	Detector Type
1		11000.000	25.168	27.560	52.727	-21.273	74.000	PEAK
2	*	16500.000	28.620	30.340	58.960	-15.040	74.000	PEAK

**Note:**

1. All Readings below 1GHz are Quasi-Peak, above 1GHz are performed with peak and/or average measurements as necessary.
2. Peak measurements: RBW = 1MHz, VBW = 1MHz, Sweep: Auto.
3. Average measurements: RBW = 1MHz, VBW = 10 Hz, Sweep: Auto.
4. " \* ", means this data is the worst emission level.
5. " # ", means the frequency is out of the restricted band.
6. Measurement Level = Reading Level + Correct Factor.
7. The average measurement was not performed when the peak measured data under the limit of average detection.

Site : CB4-H	Time : 2017/04/14
Limit : FCC_SpartC_15.209_03M_AV	Margin : 6
Probe : CB4-H_FCC_EFS_B432_1-18GHz_3M_1116 - HORIZONTAL	Power : AC 120V/60Hz
EUT : UHD551-L	Note : Mode 1: Tx_SISO Mode_802.11a_5500MHz_ant1

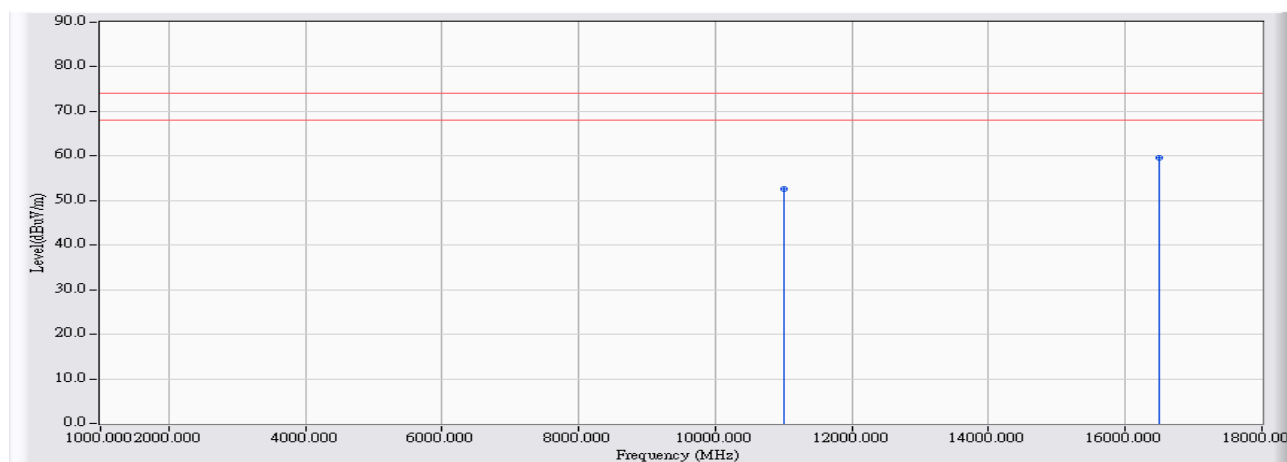


		Frequency (MHz)	Correct Factor (dB)	Reading Level (dBuV)	Measure Level (dBuV/m)	Margin (dB)	Limit (dBuV/m)	Detector Type
1	*	16500.000	28.620	18.660	47.280	-6.720	54.000	AVERAGE

**Note:**

1. All Readings below 1GHz are Quasi-Peak, above 1GHz are performed with peak and/or average measurements as necessary.
2. Peak measurements: RBW = 1MHz, VBW = 1MHz, Sweep: Auto.
3. Average measurements: RBW = 1MHz, VBW = 10 Hz, Sweep: Auto.
4. “ \* ”, means this data is the worst emission level.
5. “ # ”, means the frequency is out of the restricted band.
6. Measurement Level = Reading Level + Correct Factor.
7. The average measurement was not performed when the peak measured data under the limit of average detection.

Site : CB4-H	Time : 2017/04/14
Limit : FCC_SpartC_15.209_03M_PK	Margin : 6
Probe : CB4-H_FCC_EFS_B432_1-18GHz_3M_1116 - VERTICAL	Power : AC 120V/60Hz
EUT : UHD551-L	Note : Mode 1: Tx_SISO Mode_802.11a_5500MHz_ant1



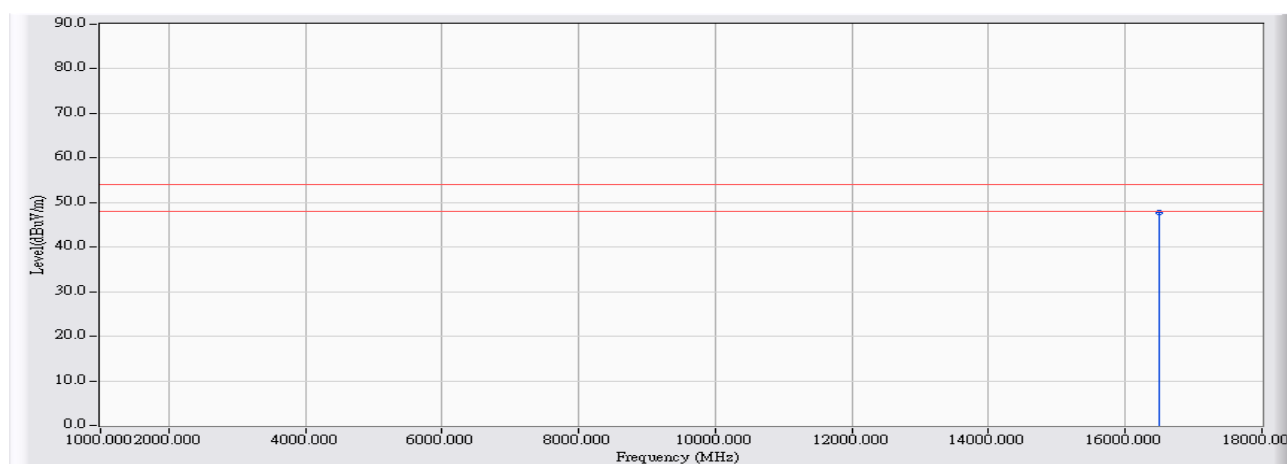
		Frequency (MHz)	Correct Factor (dB)	Reading Level (dBuV)	Measure Level (dBuV/m)	Margin (dB)	Limit (dBuV/m)	Detector Type
1		11000.000	25.168	27.540	52.707	-21.293	74.000	PEAK
2	*	16500.000	28.620	31.010	59.630	-14.370	74.000	PEAK

**Note:**

1. All Readings below 1GHz are Quasi-Peak, above 1GHz are performed with peak and/or average measurements as necessary.
2. Peak measurements: RBW = 1MHz, VBW = 1MHz, Sweep: Auto.
3. Average measurements: RBW = 1MHz, VBW = 10 Hz, Sweep: Auto.
4. " \* ", means this data is the worst emission level.
5. " # ", means the frequency is out of the restricted band.
6. Measurement Level = Reading Level + Correct Factor.
7. The average measurement was not performed when the peak measured data under the limit of average detection.



Site : CB4-H	Time : 2017/04/14
Limit : FCC_SpartC_15.209_03M_AV	Margin : 6
Probe : CB4-H_FCC_EFS_B432_1-18GHz_3M_1116 - VERTICAL	Power : AC 120V/60Hz
EUT : UHD551-L	Note : Mode 1: Tx_SISO Mode_802.11a_5500MHz_ant1

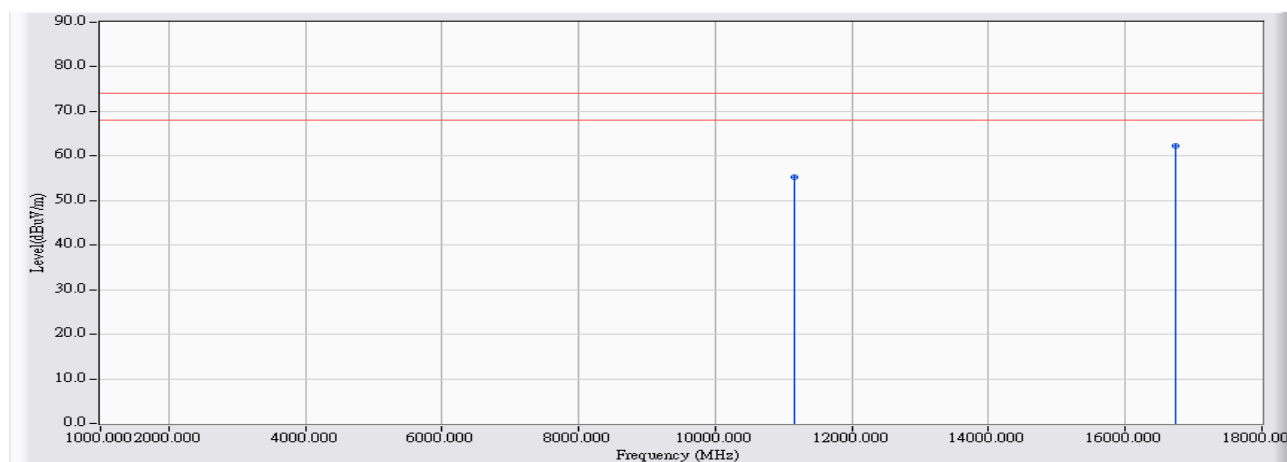


		Frequency (MHz)	Correct Factor (dB)	Reading Level (dBuV)	Measure Level (dBuV/m)	Margin (dB)	Limit (dBuV/m)	Detector Type
1	*	16500.000	28.620	19.200	47.820	-6.180	54.000	AVERAGE

**Note:**

1. All Readings below 1GHz are Quasi-Peak, above 1GHz are performed with peak and/or average measurements as necessary.
2. Peak measurements: RBW = 1MHz, VBW = 1MHz, Sweep: Auto.
3. Average measurements: RBW = 1MHz, VBW = 10 Hz, Sweep: Auto.
4. “ \* ”, means this data is the worst emission level.
5. “ # ”, means the frequency is out of the restricted band.
6. Measurement Level = Reading Level + Correct Factor.
7. The average measurement was not performed when the peak measured data under the limit of average detection.

Site : CB4-H	Time : 2017/04/14
Limit : FCC_SpartC_15.209_03M_PK	Margin : 6
Probe : CB4-H_FCC_EFS_B432_1-18GHz_3M_1116 - HORIZONTAL	Power : AC 120V/60Hz
EUT : UHD551-L	Note : Mode 1: Tx_SISO Mode_802.11a_5580MHz_ant0

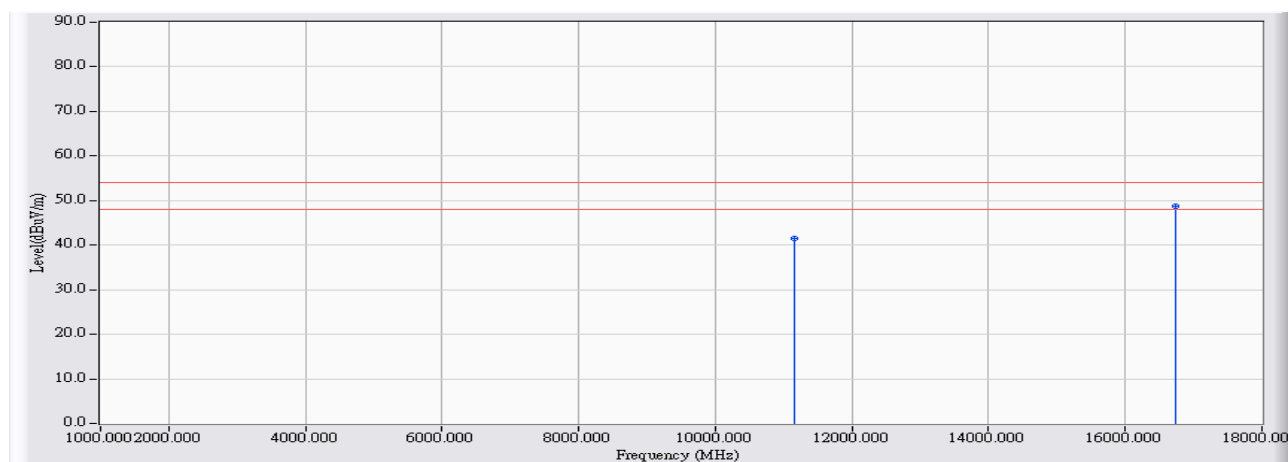


		Frequency (MHz)	Correct Factor (dB)	Reading Level (dBuV)	Measure Level (dBuV/m)	Margin (dB)	Limit (dBuV/m)	Detector Type
1		11160.000	25.345	30.010	55.355	-18.645	74.000	PEAK
2	*	16740.000	30.598	31.670	62.268	-11.732	74.000	PEAK

**Note:**

1. All Readings below 1GHz are Quasi-Peak, above 1GHz are performed with peak and/or average measurements as necessary.
2. Peak measurements: RBW = 1MHz, VBW = 1MHz, Sweep: Auto.
3. Average measurements: RBW = 1MHz, VBW = 10 Hz, Sweep: Auto.
4. " \* ", means this data is the worst emission level.
5. " # ", means the frequency is out of the restricted band.
6. Measurement Level = Reading Level + Correct Factor.
7. The average measurement was not performed when the peak measured data under the limit of average detection.

Site : CB4-H	Time : 2017/04/14
Limit : FCC_SpartC_15.209_03M_AV	Margin : 6
Probe : CB4-H_FCC_EFS_B432_1-18GHz_3M_1116 - HORIZONTAL	Power : AC 120V/60Hz
EUT : UHD551-L	Note : Mode 1: Tx_SISO Mode_802.11a_5580MHz_ant0

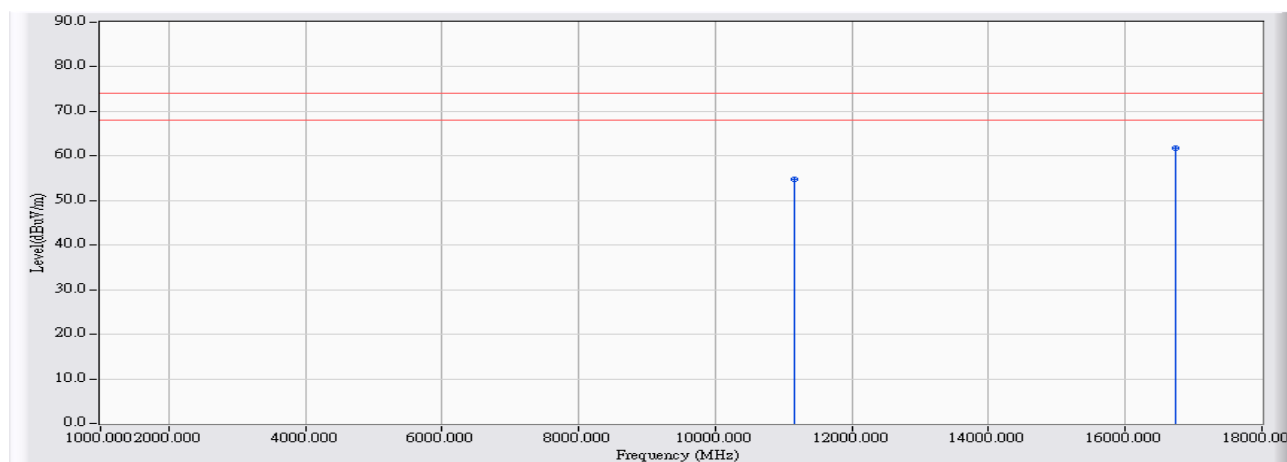


		Frequency (MHz)	Correct Factor (dB)	Reading Level (dBuV)	Measure Level (dBuV/m)	Margin (dB)	Limit (dBuV/m)	Detector Type
1		11160.000	25.345	16.120	41.465	-12.535	54.000	AVERAGE
2	*	16740.000	30.598	18.260	48.858	-5.142	54.000	AVERAGE

## Note:

1. All Readings below 1GHz are Quasi-Peak, above 1GHz are performed with peak and/or average measurements as necessary.
2. Peak measurements: RBW = 1MHz, VBW = 1MHz, Sweep: Auto.
3. Average measurements: RBW = 1MHz, VBW = 10 Hz, Sweep: Auto.
4. " \* ", means this data is the worst emission level.
5. " # ", means the frequency is out of the restricted band.
6. Measurement Level = Reading Level + Correct Factor.
7. The average measurement was not performed when the peak measured data under the limit of average detection.

Site : CB4-H	Time : 2017/04/14
Limit : FCC_SpartC_15.209_03M_PK	Margin : 6
Probe : CB4-H_FCC_EFS_B432_1-18GHz_3M_1116 - VERTICAL	Power : AC 120V/60Hz
EUT : UHD551-L	Note : Mode 1: Tx_SISO Mode_802.11a_5580MHz_ant0

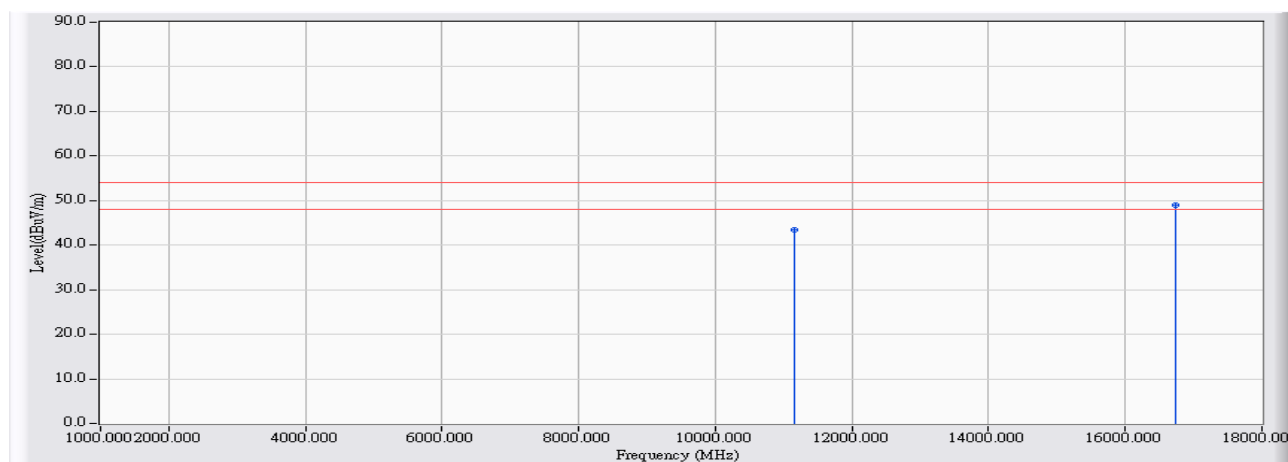


		Frequency (MHz)	Correct Factor (dB)	Reading Level (dBuV)	Measure Level (dBuV/m)	Margin (dB)	Limit (dBuV/m)	Detector Type
1		11160.000	25.345	29.360	54.705	-19.295	74.000	PEAK
2	*	16740.000	30.598	31.240	61.838	-12.162	74.000	PEAK

**Note:**

1. All Readings below 1GHz are Quasi-Peak, above 1GHz are performed with peak and/or average measurements as necessary.
2. Peak measurements: RBW = 1MHz, VBW = 1MHz, Sweep: Auto.
3. Average measurements: RBW = 1MHz, VBW = 10 Hz, Sweep: Auto.
4. " \* ", means this data is the worst emission level.
5. " # ", means the frequency is out of the restricted band.
6. Measurement Level = Reading Level + Correct Factor.
7. The average measurement was not performed when the peak measured data under the limit of average detection.

Site : CB4-H	Time : 2017/04/14
Limit : FCC_SpartC_15.209_03M_AV	Margin : 6
Probe : CB4-H_FCC_EFS_B432_1-18GHz_3M_1116 - VERTICAL	Power : AC 120V/60Hz
EUT : UHD551-L	Note : Mode 1: Tx_SISO Mode_802.11a_5580MHz_ant0

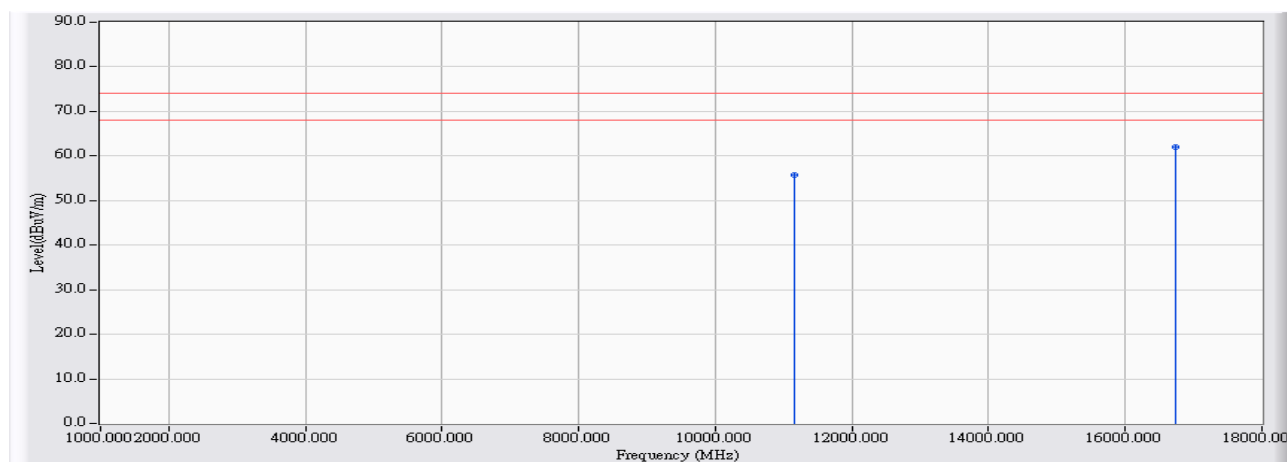


		Frequency (MHz)	Correct Factor (dB)	Reading Level (dBuV)	Measure Level (dBuV/m)	Margin (dB)	Limit (dBuV/m)	Detector Type
1		11160.000	25.345	18.110	43.455	-10.545	54.000	AVERAGE
2	*	16740.000	30.598	18.350	48.948	-5.052	54.000	AVERAGE

**Note:**

1. All Readings below 1GHz are Quasi-Peak, above 1GHz are performed with peak and/or average measurements as necessary.
2. Peak measurements: RBW = 1MHz, VBW = 1MHz, Sweep: Auto.
3. Average measurements: RBW = 1MHz, VBW = 10 Hz, Sweep: Auto.
4. " \* ", means this data is the worst emission level.
5. " # ", means the frequency is out of the restricted band.
6. Measurement Level = Reading Level + Correct Factor.
7. The average measurement was not performed when the peak measured data under the limit of average detection.

Site : CB4-H	Time : 2017/04/14
Limit : FCC_SpartC_15.209_03M_PK	Margin : 6
Probe : CB4-H_FCC_EFS_B432_1-18GHz_3M_1116 - HORIZONTAL	Power : AC 120V/60Hz
EUT : UHD551-L	Note : Mode 1: Tx_SISO Mode_802.11a_5580MHz_ant1

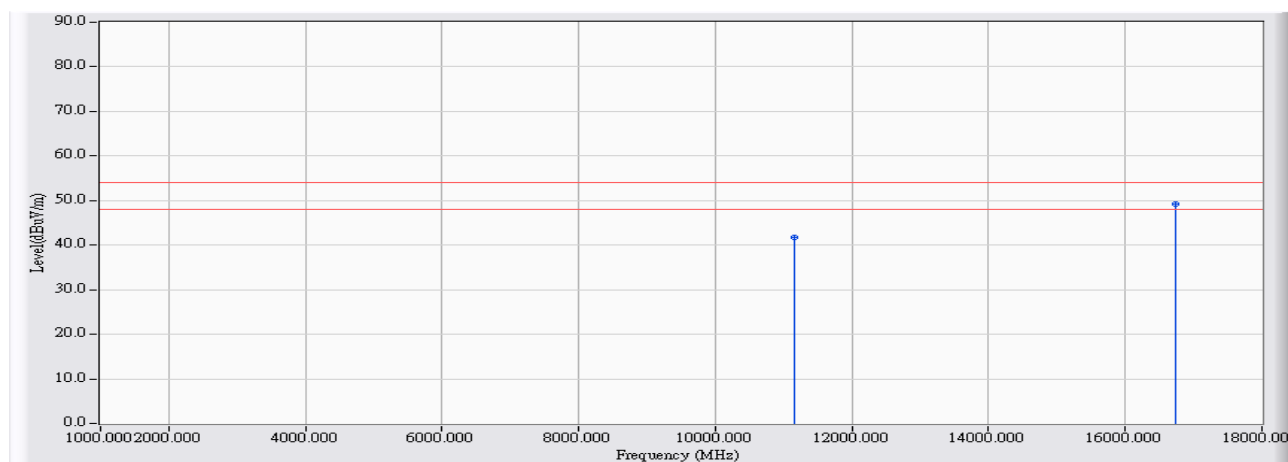


		Frequency (MHz)	Correct Factor (dB)	Reading Level (dBuV)	Measure Level (dBuV/m)	Margin (dB)	Limit (dBuV/m)	Detector Type
1		11160.000	25.345	30.300	55.645	-18.355	74.000	PEAK
2	*	16740.000	30.598	31.390	61.988	-12.012	74.000	PEAK

**Note:**

1. All Readings below 1GHz are Quasi-Peak, above 1GHz are performed with peak and/or average measurements as necessary.
2. Peak measurements: RBW = 1MHz, VBW = 1MHz, Sweep: Auto.
3. Average measurements: RBW = 1MHz, VBW = 10 Hz, Sweep: Auto.
4. " \* ", means this data is the worst emission level.
5. " # ", means the frequency is out of the restricted band.
6. Measurement Level = Reading Level + Correct Factor.
7. The average measurement was not performed when the peak measured data under the limit of average detection.

Site : CB4-H	Time : 2017/04/14
Limit : FCC_SpartC_15.209_03M_AV	Margin : 6
Probe : CB4-H_FCC_EFS_B432_1-18GHz_3M_1116 - HORIZONTAL	Power : AC 120V/60Hz
EUT : UHD551-L	Note : Mode 1: Tx_SISO Mode_802.11a_5580MHz_ant1

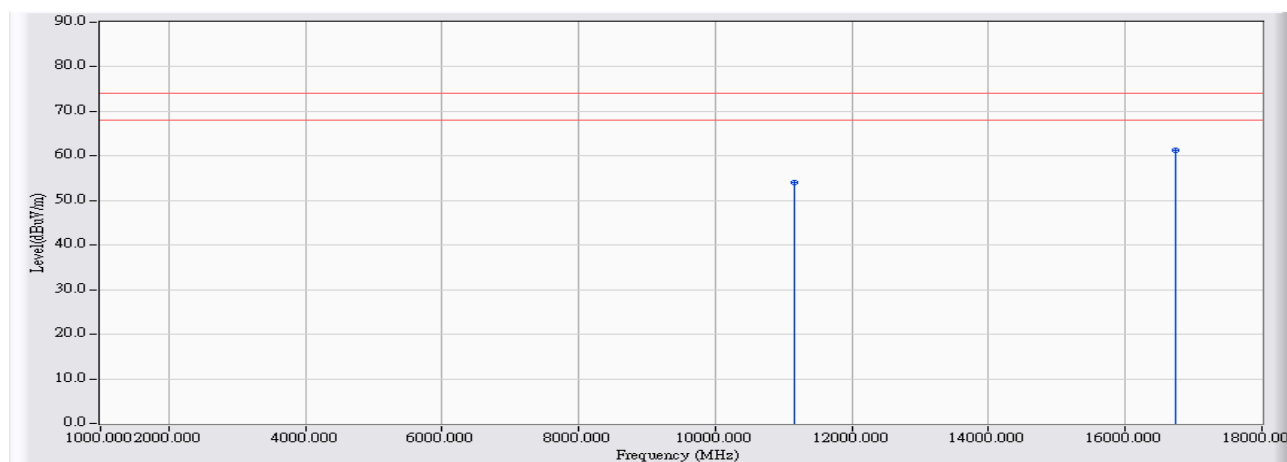


		Frequency (MHz)	Correct Factor (dB)	Reading Level (dBuV)	Measure Level (dBuV/m)	Margin (dB)	Limit (dBuV/m)	Detector Type
1		11160.000	25.345	16.440	41.785	-12.215	54.000	AVERAGE
2	*	16740.000	30.598	18.650	49.248	-4.752	54.000	AVERAGE

**Note:**

1. All Readings below 1GHz are Quasi-Peak, above 1GHz are performed with peak and/or average measurements as necessary.
2. Peak measurements: RBW = 1MHz, VBW = 1MHz, Sweep: Auto.
3. Average measurements: RBW = 1MHz, VBW = 10 Hz, Sweep: Auto.
4. " \* ", means this data is the worst emission level.
5. " # ", means the frequency is out of the restricted band.
6. Measurement Level = Reading Level + Correct Factor.
7. The average measurement was not performed when the peak measured data under the limit of average detection.

Site : CB4-H	Time : 2017/04/14
Limit : FCC_SpartC_15.209_03M_PK	Margin : 6
Probe : CB4-H_FCC_EFS_B432_1-18GHz_3M_1116 - VERTICAL	Power : AC 120V/60Hz
EUT : UHD551-L	Note : Mode 1: Tx_SISO Mode_802.11a_5580MHz_ant1



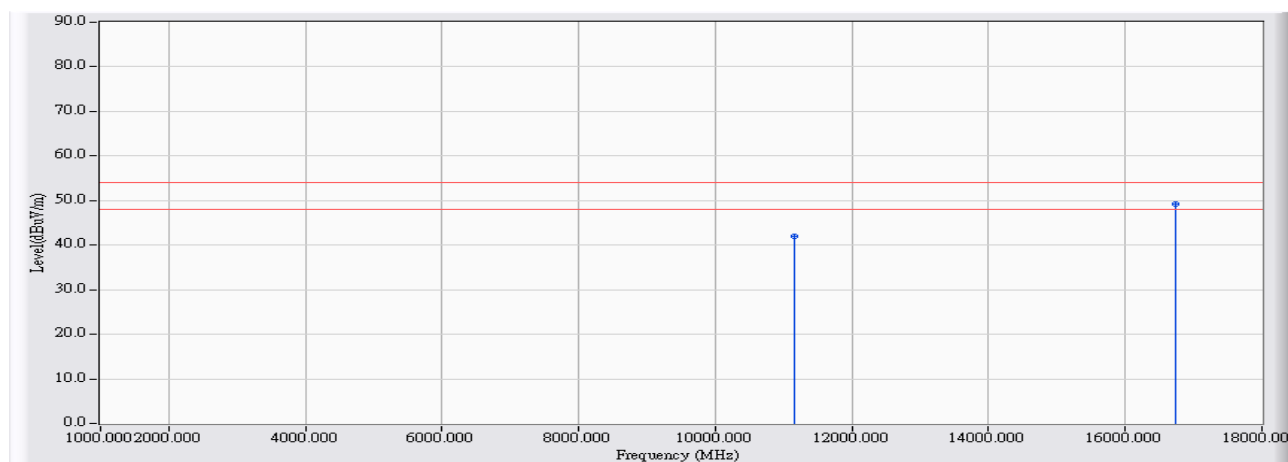
		Frequency (MHz)	Correct Factor (dB)	Reading Level (dBuV)	Measure Level (dBuV/m)	Margin (dB)	Limit (dBuV/m)	Detector Type
1		11160.000	25.345	28.640	53.985	-20.015	74.000	PEAK
2	*	16740.000	30.598	30.800	61.398	-12.602	74.000	PEAK

**Note:**

1. All Readings below 1GHz are Quasi-Peak, above 1GHz are performed with peak and/or average measurements as necessary.
2. Peak measurements: RBW = 1MHz, VBW = 1MHz, Sweep: Auto.
3. Average measurements: RBW = 1MHz, VBW = 10 Hz, Sweep: Auto.
4. " \* ", means this data is the worst emission level.
5. " # ", means the frequency is out of the restricted band.
6. Measurement Level = Reading Level + Correct Factor.
7. The average measurement was not performed when the peak measured data under the limit of average detection.



Site : CB4-H	Time : 2017/04/14
Limit : FCC_SpartC_15.209_03M_AV	Margin : 6
Probe : CB4-H_FCC_EFS_B432_1-18GHz_3M_1116 - VERTICAL	Power : AC 120V/60Hz
EUT : UHD551-L	Note : Mode 1: Tx_SISO Mode_802.11a_5580MHz_ant1

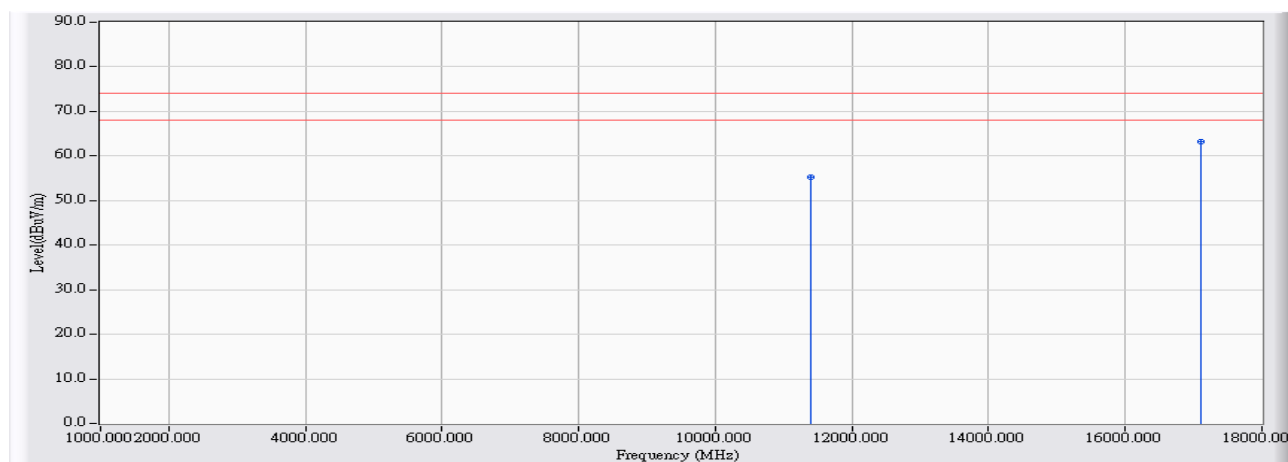


		Frequency (MHz)	Correct Factor (dB)	Reading Level (dBuV)	Measure Level (dBuV/m)	Margin (dB)	Limit (dBuV/m)	Detector Type
1		11160.000	25.345	16.540	41.885	-12.115	54.000	AVERAGE
2	*	16740.000	30.598	18.570	49.168	-4.832	54.000	AVERAGE

**Note:**

1. All Readings below 1GHz are Quasi-Peak, above 1GHz are performed with peak and/or average measurements as necessary.
2. Peak measurements: RBW = 1MHz, VBW = 1MHz, Sweep: Auto.
3. Average measurements: RBW = 1MHz, VBW = 10 Hz, Sweep: Auto.
4. " \* ", means this data is the worst emission level.
5. " # ", means the frequency is out of the restricted band.
6. Measurement Level = Reading Level + Correct Factor.
7. The average measurement was not performed when the peak measured data under the limit of average detection.

Site : CB4-H	Time : 2017/04/14
Limit : FCC_SpartC_15.209_03M_PK	Margin : 6
Probe : CB4-H_FCC_EFS_B432_1-18GHz_3M_1116 - HORIZONTAL	Power : AC 120V/60Hz
EUT : UHD551-L	Note : Mode 1: Tx_SISO Mode_802.11a_5700MHz_ant0

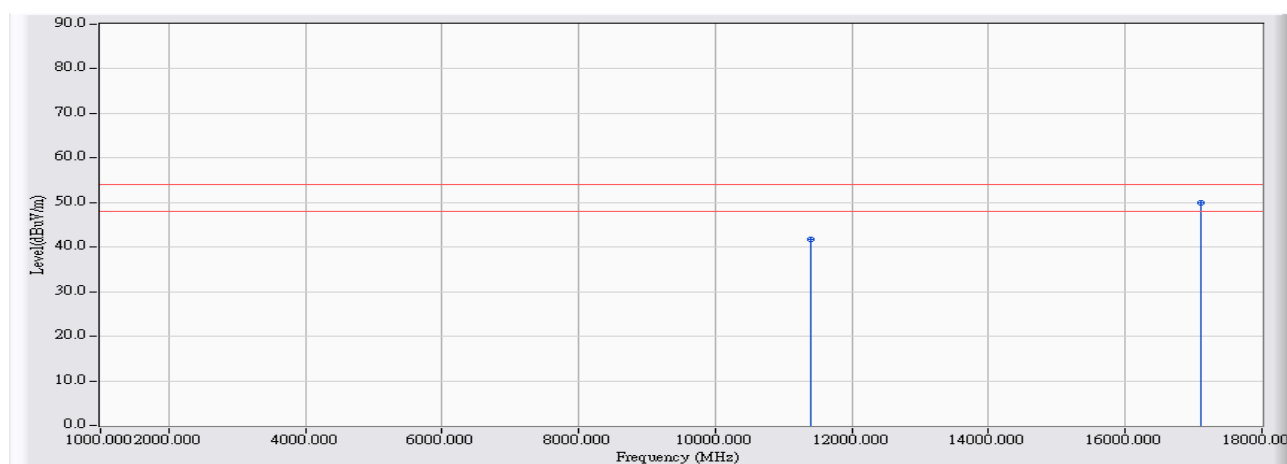


		Frequency (MHz)	Correct Factor (dB)	Reading Level (dBuV)	Measure Level (dBuV/m)	Margin (dB)	Limit (dBuV/m)	Detector Type
1		11400.000	25.569	29.740	55.309	-18.691	74.000	PEAK
2	*	17100.000	32.791	30.490	63.281	-10.719	74.000	PEAK

**Note:**

1. All Readings below 1GHz are Quasi-Peak, above 1GHz are performed with peak and/or average measurements as necessary.
2. Peak measurements: RBW = 1MHz, VBW = 1MHz, Sweep: Auto.
3. Average measurements: RBW = 1MHz, VBW = 10 Hz, Sweep: Auto.
4. " \* ", means this data is the worst emission level.
5. " # ", means the frequency is out of the restricted band.
6. Measurement Level = Reading Level + Correct Factor.
7. The average measurement was not performed when the peak measured data under the limit of average detection.

Site : CB4-H	Time : 2017/04/14
Limit : FCC_SpartC_15.209_03M_AV	Margin : 6
Probe : CB4-H_FCC_EFS_B432_1-18GHz_3M_1116 - HORIZONTAL	Power : AC 120V/60Hz
EUT : UHD551-L	Note : Mode 1: Tx_SISO Mode_802.11a_5700MHz_ant0

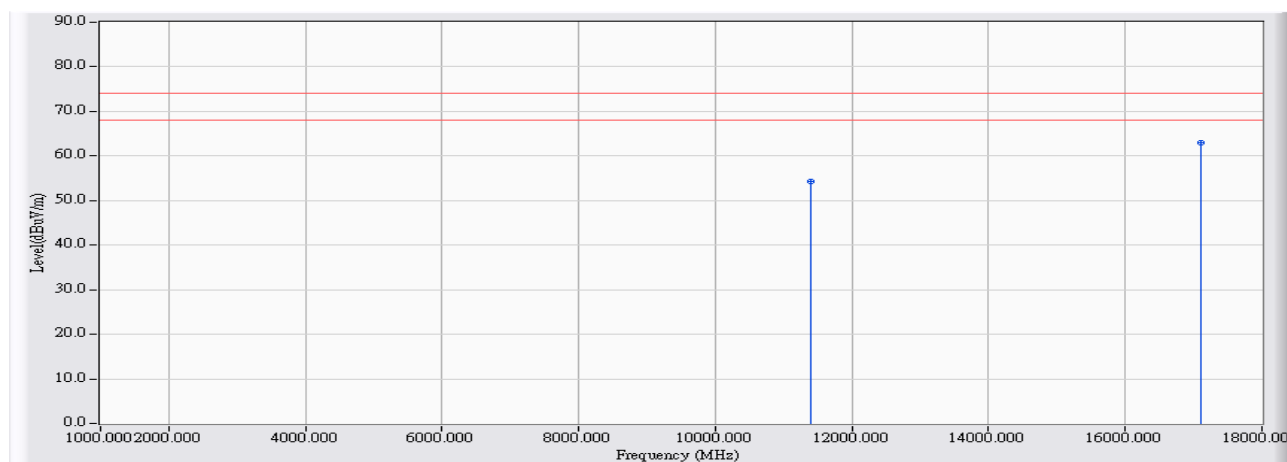


		Frequency (MHz)	Correct Factor (dB)	Reading Level (dBuV)	Measure Level (dBuV/m)	Margin (dB)	Limit (dBuV/m)	Detector Type
1		11400.000	25.569	16.270	41.839	-12.161	54.000	AVERAGE
2	*	17100.000	32.791	17.200	49.991	-4.009	54.000	AVERAGE

**Note:**

1. All Readings below 1GHz are Quasi-Peak, above 1GHz are performed with peak and/or average measurements as necessary.
2. Peak measurements: RBW = 1MHz, VBW = 1MHz, Sweep: Auto.
3. Average measurements: RBW = 1MHz, VBW = 10 Hz, Sweep: Auto.
4. " \* ", means this data is the worst emission level.
5. " # ", means the frequency is out of the restricted band.
6. Measurement Level = Reading Level + Correct Factor.
7. The average measurement was not performed when the peak measured data under the limit of average detection.

Site : CB4-H	Time : 2017/04/14
Limit : FCC_SpartC_15.209_03M_PK	Margin : 6
Probe : CB4-H_FCC_EFS_B432_1-18GHz_3M_1116 - VERTICAL	Power : AC 120V/60Hz
EUT : UHD551-L	Note : Mode 1: Tx_SISO Mode_802.11a_5700MHz_ant0

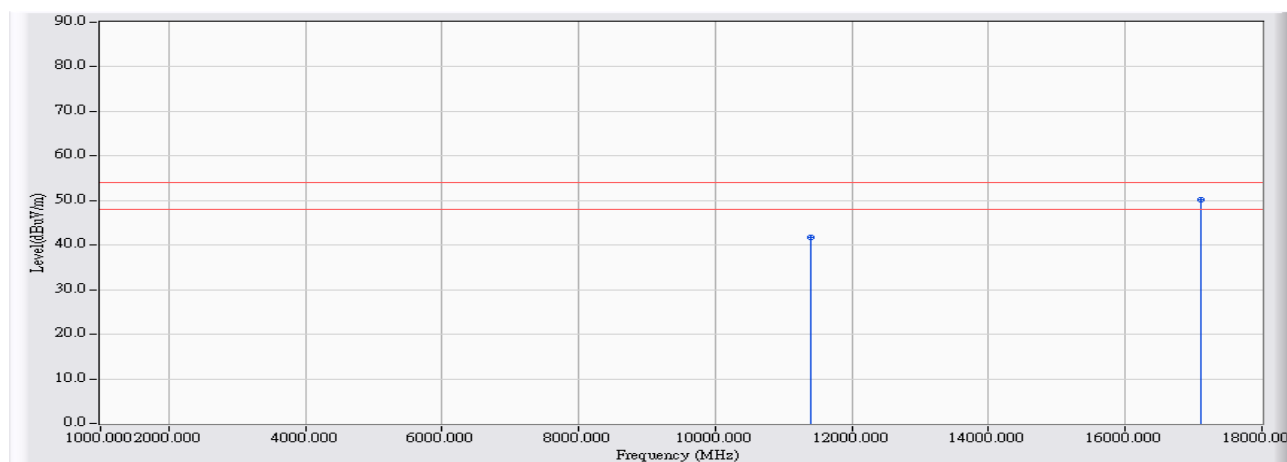


		Frequency (MHz)	Correct Factor (dB)	Reading Level (dBuV)	Measure Level (dBuV/m)	Margin (dB)	Limit (dBuV/m)	Detector Type
1		11400.000	25.569	28.730	54.299	-19.701	74.000	PEAK
2	*	17100.000	32.791	30.070	62.861	-11.139	74.000	PEAK

**Note:**

1. All Readings below 1GHz are Quasi-Peak, above 1GHz are performed with peak and/or average measurements as necessary.
2. Peak measurements: RBW = 1MHz, VBW = 1MHz, Sweep: Auto.
3. Average measurements: RBW = 1MHz, VBW = 10 Hz, Sweep: Auto.
4. " \* ", means this data is the worst emission level.
5. " # ", means the frequency is out of the restricted band.
6. Measurement Level = Reading Level + Correct Factor.
7. The average measurement was not performed when the peak measured data under the limit of average detection.

Site : CB4-H	Time : 2017/04/14
Limit : FCC_SpartC_15.209_03M_AV	Margin : 6
Probe : CB4-H_FCC_EFS_B432_1-18GHz_3M_1116 - VERTICAL	Power : AC 120V/60Hz
EUT : UHD551-L	Note : Mode 1: Tx_SISO Mode_802.11a_5700MHz_ant0

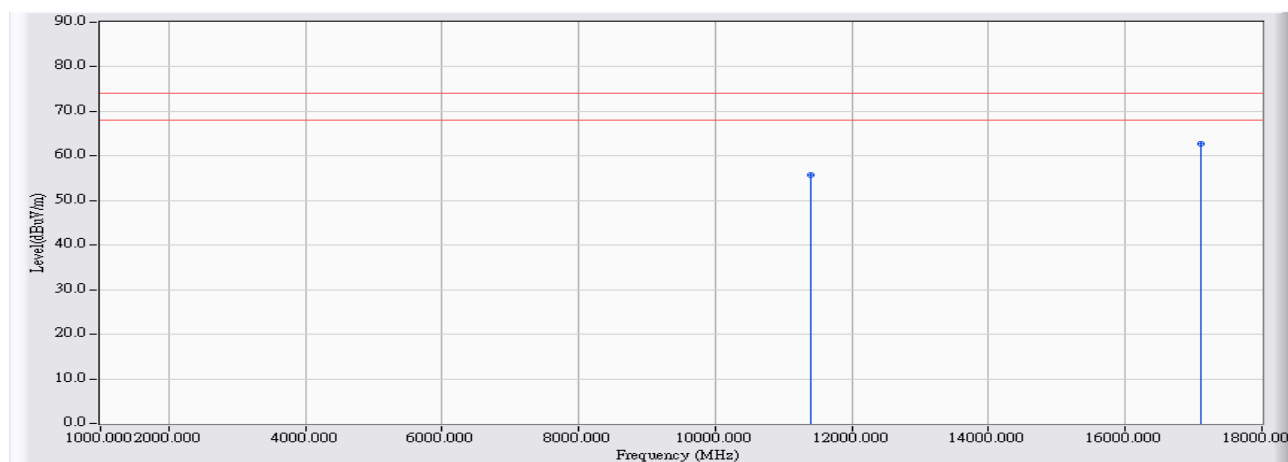


		Frequency (MHz)	Correct Factor (dB)	Reading Level (dBuV)	Measure Level (dBuV/m)	Margin (dB)	Limit (dBuV/m)	Detector Type
1		11400.000	25.569	16.080	41.649	-12.351	54.000	AVERAGE
2	*	17100.000	32.791	17.290	50.081	-3.919	54.000	AVERAGE

**Note:**

1. All Readings below 1GHz are Quasi-Peak, above 1GHz are performed with peak and/or average measurements as necessary.
2. Peak measurements: RBW = 1MHz, VBW = 1MHz, Sweep: Auto.
3. Average measurements: RBW = 1MHz, VBW = 10 Hz, Sweep: Auto.
4. " \* ", means this data is the worst emission level.
5. " # ", means the frequency is out of the restricted band.
6. Measurement Level = Reading Level + Correct Factor.
7. The average measurement was not performed when the peak measured data under the limit of average detection.

Site : CB4-H	Time : 2017/04/14
Limit : FCC_SpartC_15.209_03M_PK	Margin : 6
Probe : CB4-H_FCC_EFS_B432_1-18GHz_3M_1116 - HORIZONTAL	Power : AC 120V/60Hz
EUT : UHD551-L	Note : Mode 1: Tx_SISO Mode_802.11a_5700MHz_ant1

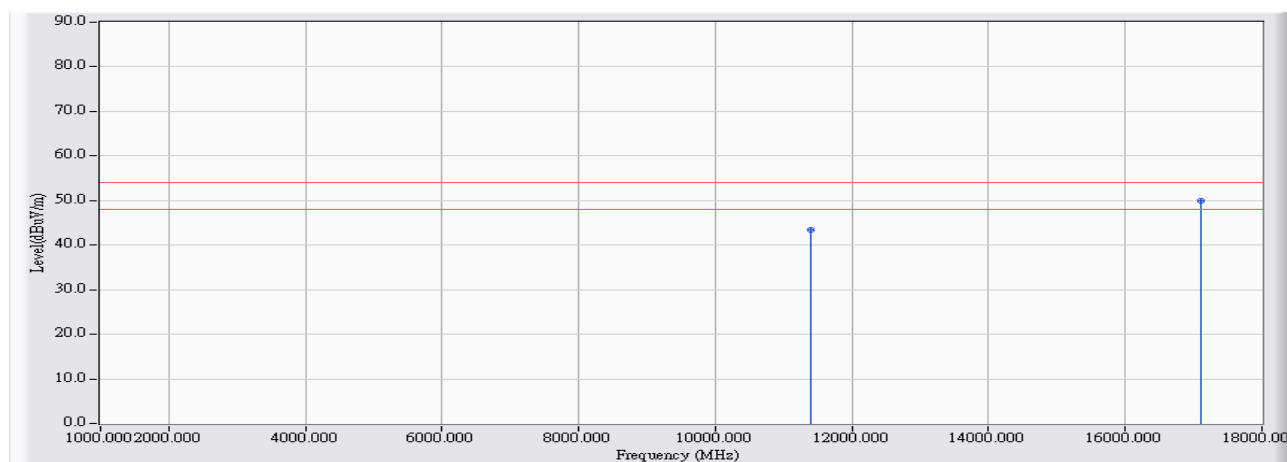


		Frequency (MHz)	Correct Factor (dB)	Reading Level (dBuV)	Measure Level (dBuV/m)	Margin (dB)	Limit (dBuV/m)	Detector Type
1		11400.000	25.569	30.230	55.799	-18.201	74.000	PEAK
2	*	17100.000	32.791	30.030	62.821	-11.179	74.000	PEAK

**Note:**

1. All Readings below 1GHz are Quasi-Peak, above 1GHz are performed with peak and/or average measurements as necessary.
2. Peak measurements: RBW = 1MHz, VBW = 1MHz, Sweep: Auto.
3. Average measurements: RBW = 1MHz, VBW = 10 Hz, Sweep: Auto.
4. " \* ", means this data is the worst emission level.
5. " # ", means the frequency is out of the restricted band.
6. Measurement Level = Reading Level + Correct Factor.
7. The average measurement was not performed when the peak measured data under the limit of average detection.

Site : CB4-H	Time : 2017/04/14
Limit : FCC_SpartC_15.209_03M_AV	Margin : 6
Probe : CB4-H_FCC_EFS_B432_1-18GHz_3M_1116 - HORIZONTAL	Power : AC 120V/60Hz
EUT : UHD551-L	Note : Mode 1: Tx_SISO Mode_802.11a_5700MHz_ant1

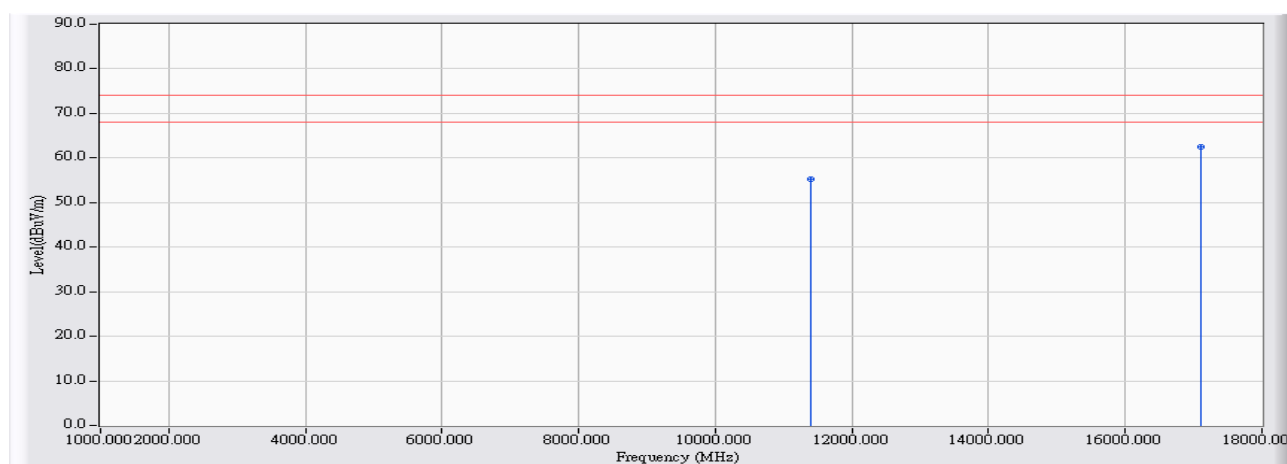


		Frequency (MHz)	Correct Factor (dB)	Reading Level (dBuV)	Measure Level (dBuV/m)	Margin (dB)	Limit (dBuV/m)	Detector Type
1		11400.000	25.569	17.910	43.479	-10.521	54.000	AVERAGE
2	*	17100.000	32.791	17.210	50.001	-3.999	54.000	AVERAGE

**Note:**

1. All Readings below 1GHz are Quasi-Peak, above 1GHz are performed with peak and/or average measurements as necessary.
2. Peak measurements: RBW = 1MHz, VBW = 1MHz, Sweep: Auto.
3. Average measurements: RBW = 1MHz, VBW = 10 Hz, Sweep: Auto.
4. " \* ", means this data is the worst emission level.
5. " # ", means the frequency is out of the restricted band.
6. Measurement Level = Reading Level + Correct Factor.
7. The average measurement was not performed when the peak measured data under the limit of average detection.

Site : CB4-H	Time : 2017/04/14
Limit : FCC_SpartC_15.209_03M_PK	Margin : 6
Probe : CB4-H_FCC_EFS_B432_1-18GHz_3M_1116 - VERTICAL	Power : AC 120V/60Hz
EUT : UHD551-L	Note : Mode 1: Tx_SISO Mode_802.11a_5700MHz_ant1



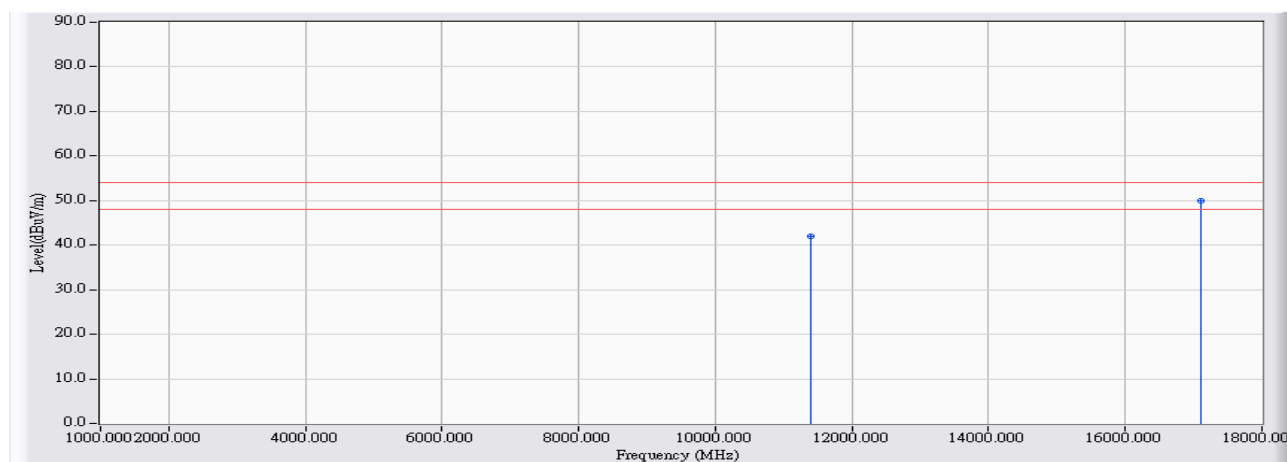
		Frequency (MHz)	Correct Factor (dB)	Reading Level (dBuV)	Measure Level (dBuV/m)	Margin (dB)	Limit (dBuV/m)	Detector Type
1		11400.000	25.569	29.760	55.329	-18.671	74.000	PEAK
2	*	17100.000	32.791	29.770	62.561	-11.439	74.000	PEAK

**Note:**

1. All Readings below 1GHz are Quasi-Peak, above 1GHz are performed with peak and/or average measurements as necessary.
2. Peak measurements: RBW = 1MHz, VBW = 1MHz, Sweep: Auto.
3. Average measurements: RBW = 1MHz, VBW = 10 Hz, Sweep: Auto.
4. " \* ", means this data is the worst emission level.
5. " # ", means the frequency is out of the restricted band.
6. Measurement Level = Reading Level + Correct Factor.
7. The average measurement was not performed when the peak measured data under the limit of average detection.



Site : CB4-H	Time : 2017/04/14
Limit : FCC_SpartC_15.209_03M_AV	Margin : 6
Probe : CB4-H_FCC_EFS_B432_1-18GHz_3M_1116 - VERTICAL	Power : AC 120V/60Hz
EUT : UHD551-L	Note : Mode 1: Tx_SISO Mode_802.11a_5700MHz_ant1

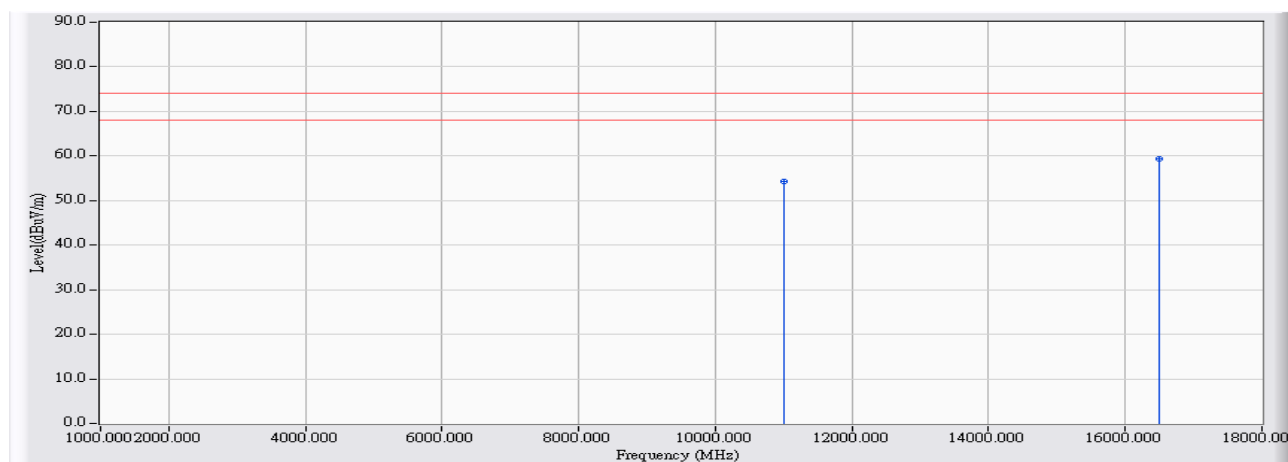


		Frequency (MHz)	Correct Factor (dB)	Reading Level (dBuV)	Measure Level (dBuV/m)	Margin (dB)	Limit (dBuV/m)	Detector Type
1		11400.000	25.569	16.320	41.889	-12.111	54.000	AVERAGE
2	*	17100.000	32.791	17.220	50.011	-3.989	54.000	AVERAGE

**Note:**

1. All Readings below 1GHz are Quasi-Peak, above 1GHz are performed with peak and/or average measurements as necessary.
2. Peak measurements: RBW = 1MHz, VBW = 1MHz, Sweep: Auto.
3. Average measurements: RBW = 1MHz, VBW = 10 Hz, Sweep: Auto.
4. " \* ", means this data is the worst emission level.
5. " # ", means the frequency is out of the restricted band.
6. Measurement Level = Reading Level + Correct Factor.
7. The average measurement was not performed when the peak measured data under the limit of average detection.

Site : CB4-H	Time : 2017/04/14
Limit : FCC_SpartC_15.209_03M_PK	Margin : 6
Probe : CB4-H_FCC_EFS_B432_1-18GHz_3M_1116 - HORIZONTAL	Power : AC 120V/60Hz
EUT : UHD551-L	Note : Mode 2: Tx_MIMO Mode_802.11n(20M)_5500MHz

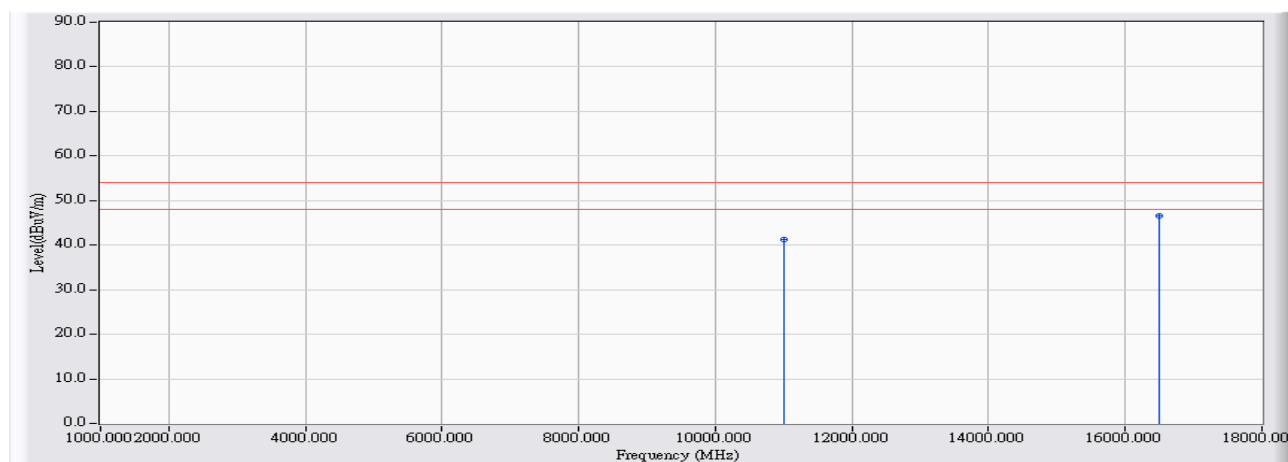


		Frequency (MHz)	Correct Factor (dB)	Reading Level (dBuV)	Measure Level (dBuV/m)	Margin (dB)	Limit (dBuV/m)	Detector Type
1		11000.000	25.168	29.160	54.327	-19.673	74.000	PEAK
2	*	16500.000	28.620	30.750	59.370	-14.630	74.000	PEAK

## Note:

1. All Readings below 1GHz are Quasi-Peak, above 1GHz are performed with peak and/or average measurements as necessary.
2. Peak measurements: RBW = 1MHz, VBW = 1MHz, Sweep: Auto.
3. Average measurements: RBW = 1MHz, VBW = 10 Hz, Sweep: Auto.
4. " \* ", means this data is the worst emission level.
5. " # ", means the frequency is out of the restricted band.
6. Measurement Level = Reading Level + Correct Factor.
7. The average measurement was not performed when the peak measured data under the limit of average detection.

Site : CB4-H	Time : 2017/04/14
Limit : FCC_SpartC_15.209_03M_AV	Margin : 6
Probe : CB4-H_FCC_EFS_B432_1-18GHz_3M_1116 - HORIZONTAL	Power : AC 120V/60Hz
EUT : UHD551-L	Note : Mode 2: Tx_MIMO Mode_802.11n(20M)_5500MHz

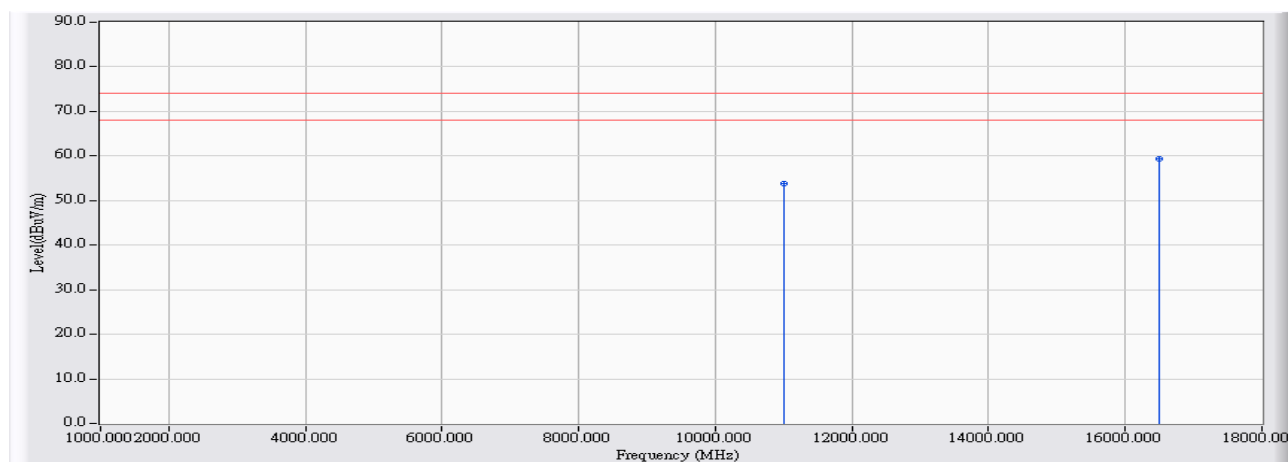


		Frequency (MHz)	Correct Factor (dB)	Reading Level (dBuV)	Measure Level (dBuV/m)	Margin (dB)	Limit (dBuV/m)	Detector Type
1		11000.000	25.168	16.170	41.337	-12.663	54.000	AVERAGE
2	*	16500.000	28.620	17.830	46.450	-7.550	54.000	AVERAGE

**Note:**

1. All Readings below 1GHz are Quasi-Peak, above 1GHz are performed with peak and/or average measurements as necessary.
2. Peak measurements: RBW = 1MHz, VBW = 1MHz, Sweep: Auto.
3. Average measurements: RBW = 1MHz, VBW = 10 Hz, Sweep: Auto.
4. " \* ", means this data is the worst emission level.
5. " # ", means the frequency is out of the restricted band.
6. Measurement Level = Reading Level + Correct Factor.
7. The average measurement was not performed when the peak measured data under the limit of average detection.

Site : CB4-H	Time : 2017/04/14
Limit : FCC_SpartC_15.209_03M_PK	Margin : 6
Probe : CB4-H_FCC_EFS_B432_1-18GHz_3M_1116 - VERTICAL	Power : AC 120V/60Hz
EUT : UHD551-L	Note : Mode 2: Tx_MIMO Mode_802.11n(20M)_5500MHz

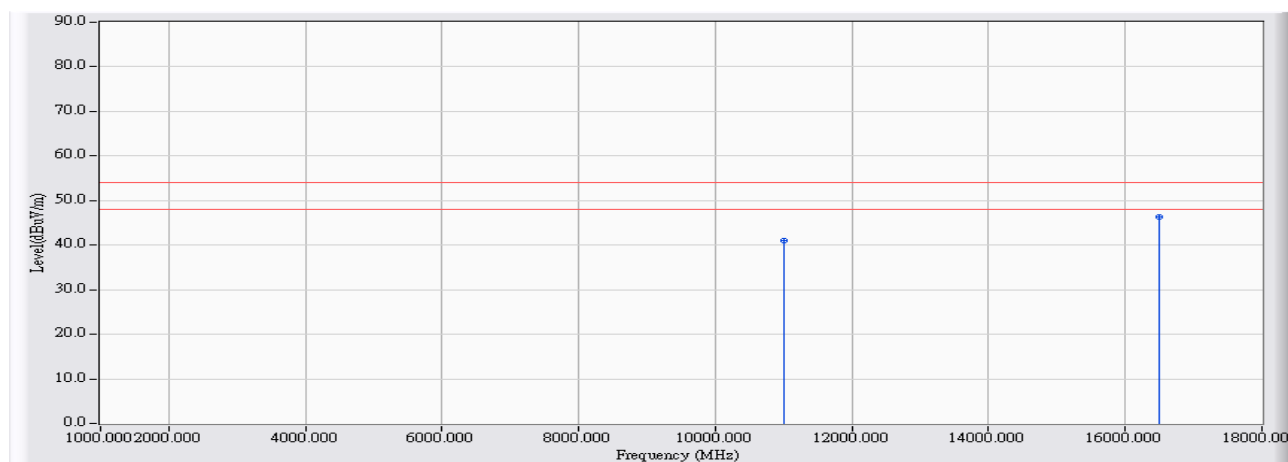


		Frequency (MHz)	Correct Factor (dB)	Reading Level (dBuV)	Measure Level (dBuV/m)	Margin (dB)	Limit (dBuV/m)	Detector Type
1		11000.000	25.168	28.760	53.927	-20.073	74.000	PEAK
2	*	16500.000	28.620	30.620	59.240	-14.760	74.000	PEAK

## Note:

1. All Readings below 1GHz are Quasi-Peak, above 1GHz are performed with peak and/or average measurements as necessary.
2. Peak measurements: RBW = 1MHz, VBW = 1MHz, Sweep: Auto.
3. Average measurements: RBW = 1MHz, VBW = 10 Hz, Sweep: Auto.
4. " \* ", means this data is the worst emission level.
5. " # ", means the frequency is out of the restricted band.
6. Measurement Level = Reading Level + Correct Factor.
7. The average measurement was not performed when the peak measured data under the limit of average detection.

Site : CB4-H	Time : 2017/04/14
Limit : FCC_SpartC_15.209_03M_AV	Margin : 6
Probe : CB4-H_FCC_EFS_B432_1-18GHz_3M_1116 - VERTICAL	Power : AC 120V/60Hz
EUT : UHD551-L	Note : Mode 2: Tx_MIMO Mode_802.11n(20M)_5500MHz

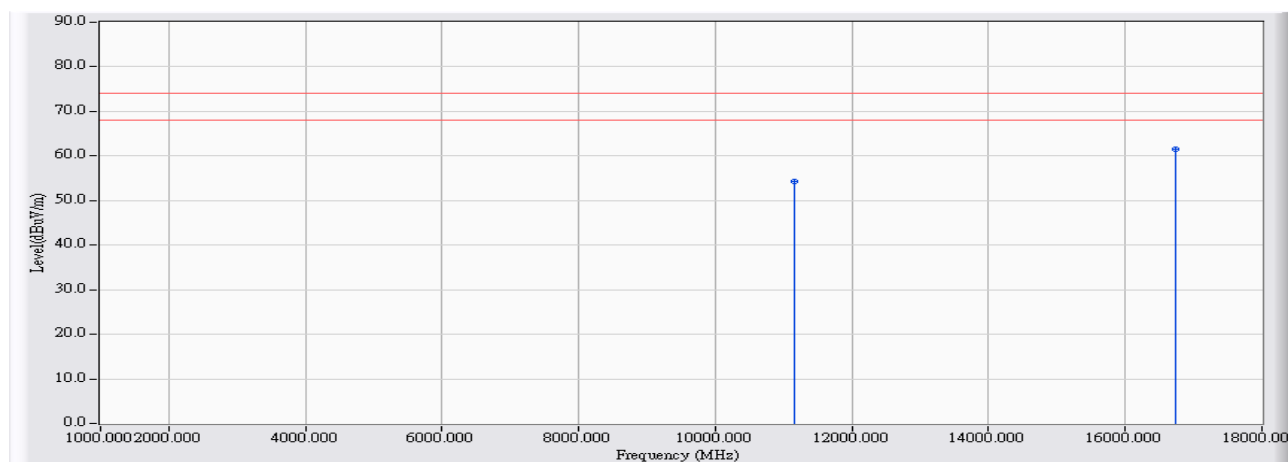


		Frequency (MHz)	Correct Factor (dB)	Reading Level (dBuV)	Measure Level (dBuV/m)	Margin (dB)	Limit (dBuV/m)	Detector Type
1		11000.000	25.168	15.870	41.037	-12.963	54.000	AVERAGE
2	*	16500.000	28.620	17.650	46.270	-7.730	54.000	AVERAGE

**Note:**

1. All Readings below 1GHz are Quasi-Peak, above 1GHz are performed with peak and/or average measurements as necessary.
2. Peak measurements: RBW = 1MHz, VBW = 1MHz, Sweep: Auto.
3. Average measurements: RBW = 1MHz, VBW = 10 Hz, Sweep: Auto.
4. " \* ", means this data is the worst emission level.
5. " # ", means the frequency is out of the restricted band.
6. Measurement Level = Reading Level + Correct Factor.
7. The average measurement was not performed when the peak measured data under the limit of average detection.

Site : CB4-H	Time : 2017/04/14
Limit : FCC_SpartC_15.209_03M_PK	Margin : 6
Probe : CB4-H_FCC_EFS_B432_1-18GHz_3M_1116 - HORIZONTAL	Power : AC 120V/60Hz
EUT : UHD551-L	Note : Mode 2: Tx_MIMO Mode_802.11n(20M)_5580MHz

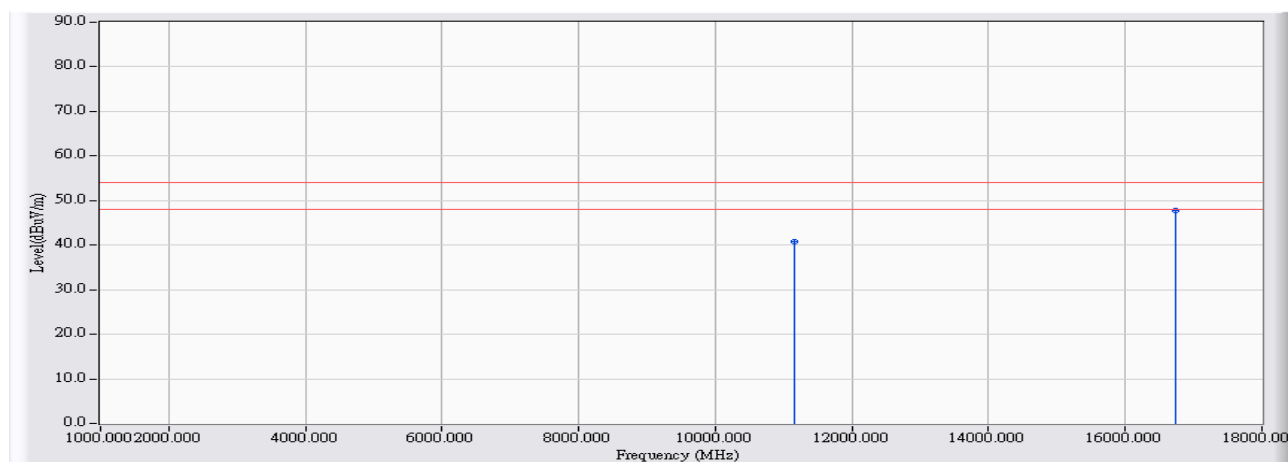


		Frequency (MHz)	Correct Factor (dB)	Reading Level (dBuV)	Measure Level (dBuV/m)	Margin (dB)	Limit (dBuV/m)	Detector Type
1		11160.000	25.345	28.990	54.335	-19.665	74.000	PEAK
2	*	16740.000	30.598	30.860	61.458	-12.542	74.000	PEAK

**Note:**

1. All Readings below 1GHz are Quasi-Peak, above 1GHz are performed with peak and/or average measurements as necessary.
2. Peak measurements: RBW = 1MHz, VBW = 1MHz, Sweep: Auto.
3. Average measurements: RBW = 1MHz, VBW = 10 Hz, Sweep: Auto.
4. " \* ", means this data is the worst emission level.
5. " # ", means the frequency is out of the restricted band.
6. Measurement Level = Reading Level + Correct Factor.
7. The average measurement was not performed when the peak measured data under the limit of average detection.

Site : CB4-H	Time : 2017/04/14
Limit : FCC_SpartC_15.209_03M_AV	Margin : 6
Probe : CB4-H_FCC_EFS_B432_1-18GHz_3M_1116 - HORIZONTAL	Power : AC 120V/60Hz
EUT : UHD551-L	Note : Mode 2: Tx_MIMO Mode_802.11n(20M)_5580MHz

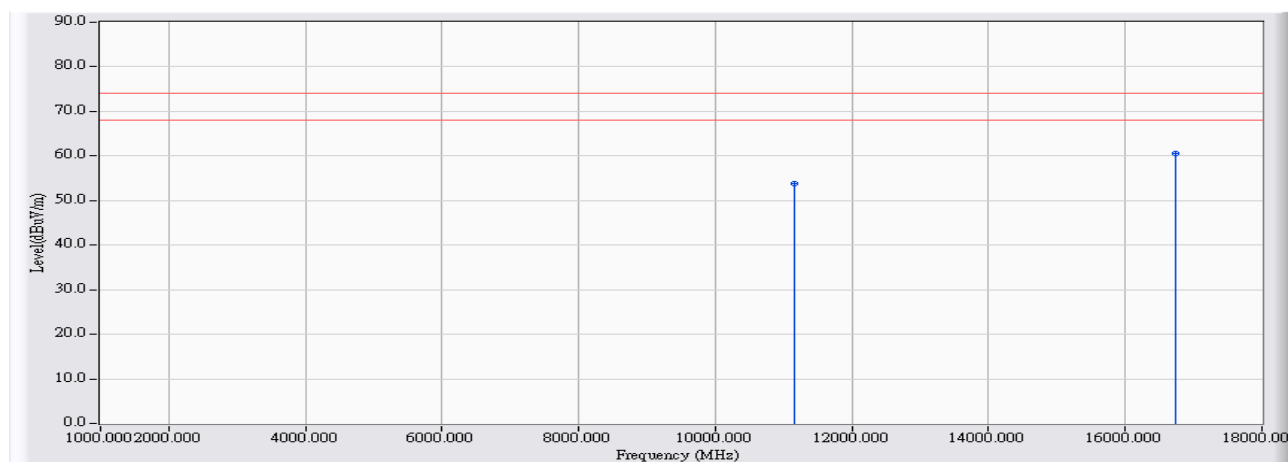


		Frequency (MHz)	Correct Factor (dB)	Reading Level (dBuV)	Measure Level (dBuV/m)	Margin (dB)	Limit (dBuV/m)	Detector Type
1		11160.000	25.345	15.450	40.795	-13.205	54.000	AVERAGE
2	*	16740.000	30.598	17.110	47.708	-6.292	54.000	AVERAGE

**Note:**

1. All Readings below 1GHz are Quasi-Peak, above 1GHz are performed with peak and/or average measurements as necessary.
2. Peak measurements: RBW = 1MHz, VBW = 1MHz, Sweep: Auto.
3. Average measurements: RBW = 1MHz, VBW = 10 Hz, Sweep: Auto.
4. " \* ", means this data is the worst emission level.
5. " # ", means the frequency is out of the restricted band.
6. Measurement Level = Reading Level + Correct Factor.
7. The average measurement was not performed when the peak measured data under the limit of average detection.

Site : CB4-H	Time : 2017/04/14
Limit : FCC_SpartC_15.209_03M_PK	Margin : 6
Probe : CB4-H_FCC_EFS_B432_1-18GHz_3M_1116 - VERTICAL	Power : AC 120V/60Hz
EUT : UHD551-L	Note : Mode 2: Tx_MIMO Mode_802.11n(20M)_5580MHz



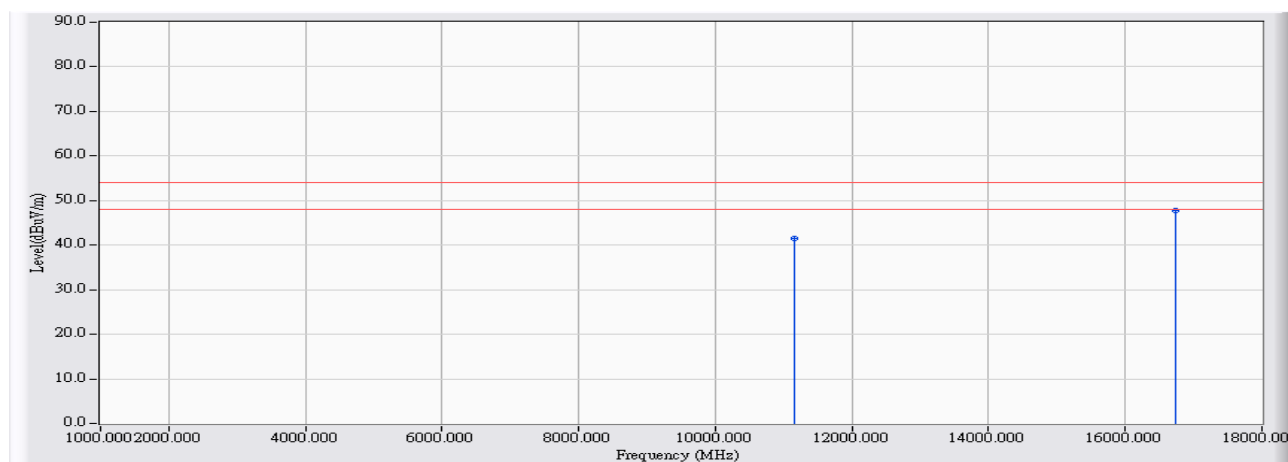
		Frequency (MHz)	Correct Factor (dB)	Reading Level (dBuV)	Measure Level (dBuV/m)	Margin (dB)	Limit (dBuV/m)	Detector Type
1		11160.000	25.345	28.360	53.705	-20.295	74.000	PEAK
2	*	16740.000	30.598	30.050	60.648	-13.352	74.000	PEAK

**Note:**

1. All Readings below 1GHz are Quasi-Peak, above 1GHz are performed with peak and/or average measurements as necessary.
2. Peak measurements: RBW = 1MHz, VBW = 1MHz, Sweep: Auto.
3. Average measurements: RBW = 1MHz, VBW = 10 Hz, Sweep: Auto.
4. " \* ", means this data is the worst emission level.
5. " # ", means the frequency is out of the restricted band.
6. Measurement Level = Reading Level + Correct Factor.
7. The average measurement was not performed when the peak measured data under the limit of average detection.



Site : CB4-H	Time : 2017/04/14
Limit : FCC_SpartC_15.209_03M_AV	Margin : 6
Probe : CB4-H_FCC_EFS_B432_1-18GHz_3M_1116 - VERTICAL	Power : AC 120V/60Hz
EUT : UHD551-L	Note : Mode 2: Tx_MIMO Mode_802.11n(20M)_5580MHz

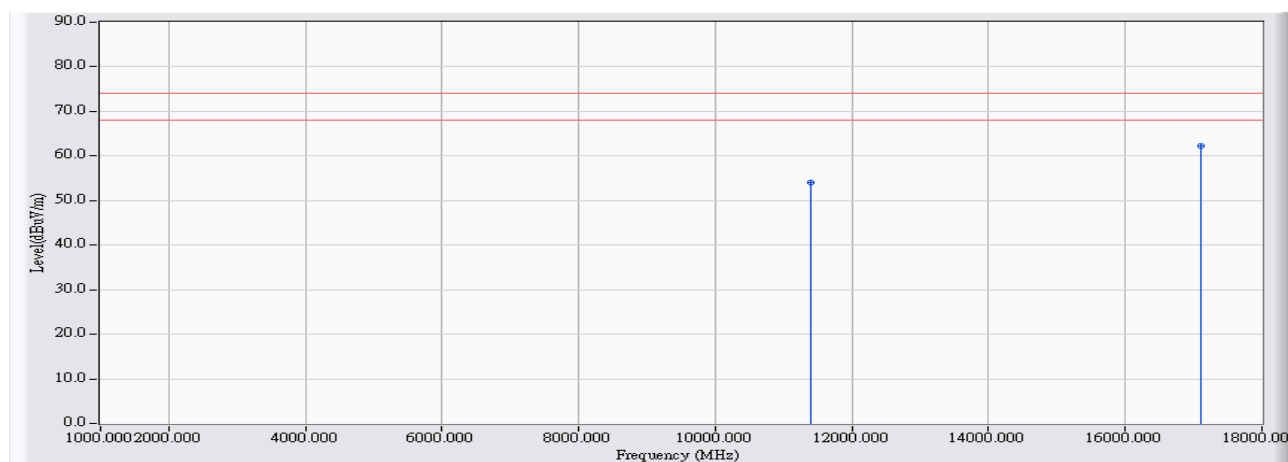


		Frequency (MHz)	Correct Factor (dB)	Reading Level (dBuV)	Measure Level (dBuV/m)	Margin (dB)	Limit (dBuV/m)	Detector Type
1		11160.000	25.345	16.100	41.445	-12.555	54.000	AVERAGE
2	*	16740.000	30.598	17.240	47.838	-6.162	54.000	AVERAGE

Note:

1. All Readings below 1GHz are Quasi-Peak, above 1GHz are performed with peak and/or average measurements as necessary.
2. Peak measurements: RBW = 1MHz, VBW = 1MHz, Sweep: Auto.
3. Average measurements: RBW = 1MHz, VBW = 10 Hz, Sweep: Auto.
4. " \* ", means this data is the worst emission level.
5. " # ", means the frequency is out of the restricted band.
6. Measurement Level = Reading Level + Correct Factor.
7. The average measurement was not performed when the peak measured data under the limit of average detection.

Site : CB4-H	Time : 2017/04/14
Limit : FCC_SpartC_15.209_03M_PK	Margin : 6
Probe : CB4-H_FCC_EFS_B432_1-18GHz_3M_1116 - HORIZONTAL	Power : AC 120V/60Hz
EUT : UHD551-L	Note : Mode 2: Tx_MIMO Mode_802.11n(20M)_5700MHz

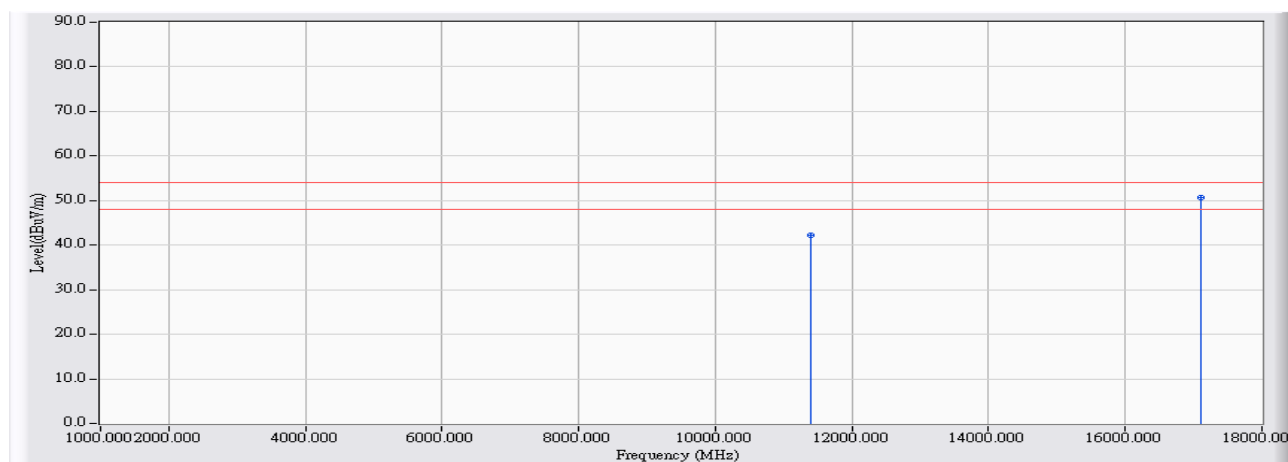


		Frequency (MHz)	Correct Factor (dB)	Reading Level (dBuV)	Measure Level (dBuV/m)	Margin (dB)	Limit (dBuV/m)	Detector Type
1		11400.000	25.569	28.430	53.999	-20.001	74.000	PEAK
2	*	17100.000	32.791	29.530	62.321	-11.679	74.000	PEAK

Note:

1. All Readings below 1GHz are Quasi-Peak, above 1GHz are performed with peak and/or average measurements as necessary.
2. Peak measurements: RBW = 1MHz, VBW = 1MHz, Sweep: Auto.
3. Average measurements: RBW = 1MHz, VBW = 10 Hz, Sweep: Auto.
4. " \* ", means this data is the worst emission level.
5. " # ", means the frequency is out of the restricted band.
6. Measurement Level = Reading Level + Correct Factor.
7. The average measurement was not performed when the peak measured data under the limit of average detection.

Site : CB4-H	Time : 2017/04/14
Limit : FCC_SpartC_15.209_03M_AV	Margin : 6
Probe : CB4-H_FCC_EFS_B432_1-18GHz_3M_1116 - HORIZONTAL	Power : AC 120V/60Hz
EUT : UHD551-L	Note : Mode 2: Tx_MIMO Mode_802.11n(20M)_5700MHz

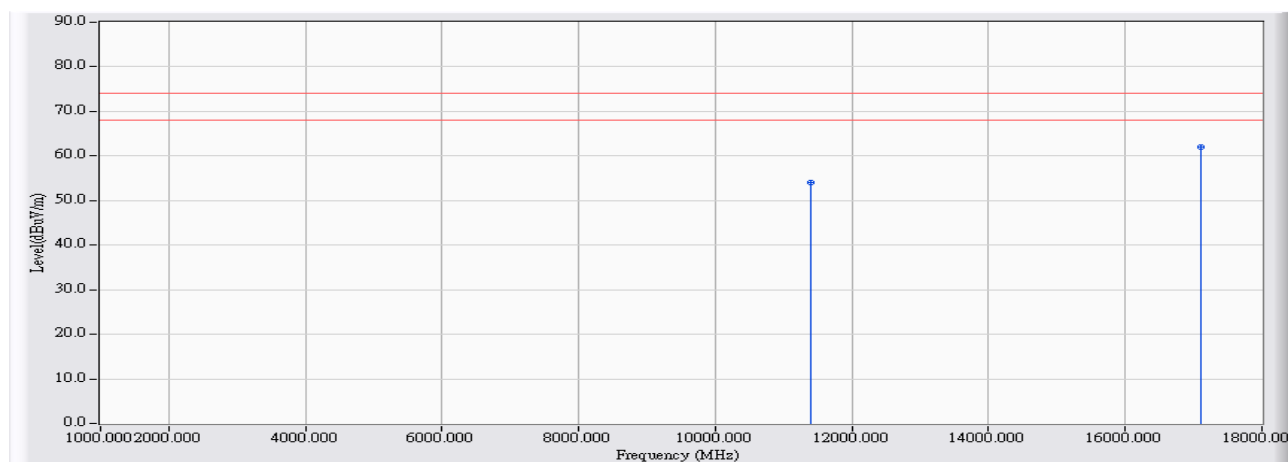


		Frequency (MHz)	Correct Factor (dB)	Reading Level (dBuV)	Measure Level (dBuV/m)	Margin (dB)	Limit (dBuV/m)	Detector Type
1		11400.000	25.569	16.600	42.169	-11.831	54.000	AVERAGE
2	*	17100.000	32.791	17.940	50.731	-3.269	54.000	AVERAGE

**Note:**

1. All Readings below 1GHz are Quasi-Peak, above 1GHz are performed with peak and/or average measurements as necessary.
2. Peak measurements: RBW = 1MHz, VBW = 1MHz, Sweep: Auto.
3. Average measurements: RBW = 1MHz, VBW = 10 Hz, Sweep: Auto.
4. " \* ", means this data is the worst emission level.
5. " # ", means the frequency is out of the restricted band.
6. Measurement Level = Reading Level + Correct Factor.
7. The average measurement was not performed when the peak measured data under the limit of average detection.

Site : CB4-H	Time : 2017/04/14
Limit : FCC_SpartC_15.209_03M_PK	Margin : 6
Probe : CB4-H_FCC_EFS_B432_1-18GHz_3M_1116 - VERTICAL	Power : AC 120V/60Hz
EUT : UHD551-L	Note : Mode 2: Tx_MIMO Mode_802.11n(20M)_5700MHz

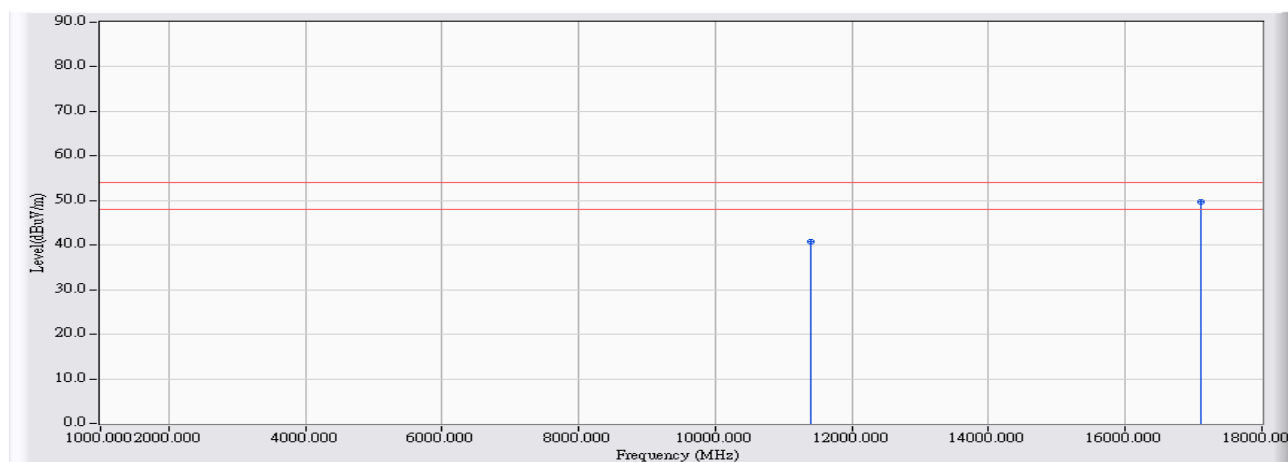


		Frequency (MHz)	Correct Factor (dB)	Reading Level (dBuV)	Measure Level (dBuV/m)	Margin (dB)	Limit (dBuV/m)	Detector Type
1		11400.000	25.569	28.420	53.989	-20.011	74.000	PEAK
2	*	17100.000	32.791	29.230	62.021	-11.979	74.000	PEAK

**Note:**

1. All Readings below 1GHz are Quasi-Peak, above 1GHz are performed with peak and/or average measurements as necessary.
2. Peak measurements: RBW = 1MHz, VBW = 1MHz, Sweep: Auto.
3. Average measurements: RBW = 1MHz, VBW = 10 Hz, Sweep: Auto.
4. " \* ", means this data is the worst emission level.
5. " # ", means the frequency is out of the restricted band.
6. Measurement Level = Reading Level + Correct Factor.
7. The average measurement was not performed when the peak measured data under the limit of average detection.

Site : CB4-H	Time : 2017/04/14
Limit : FCC_SpartC_15.209_03M_AV	Margin : 6
Probe : CB4-H_FCC_EFS_B432_1-18GHz_3M_1116 - VERTICAL	Power : AC 120V/60Hz
EUT : UHD551-L	Note : Mode 2: Tx_MIMO Mode_802.11n(20M)_5700MHz

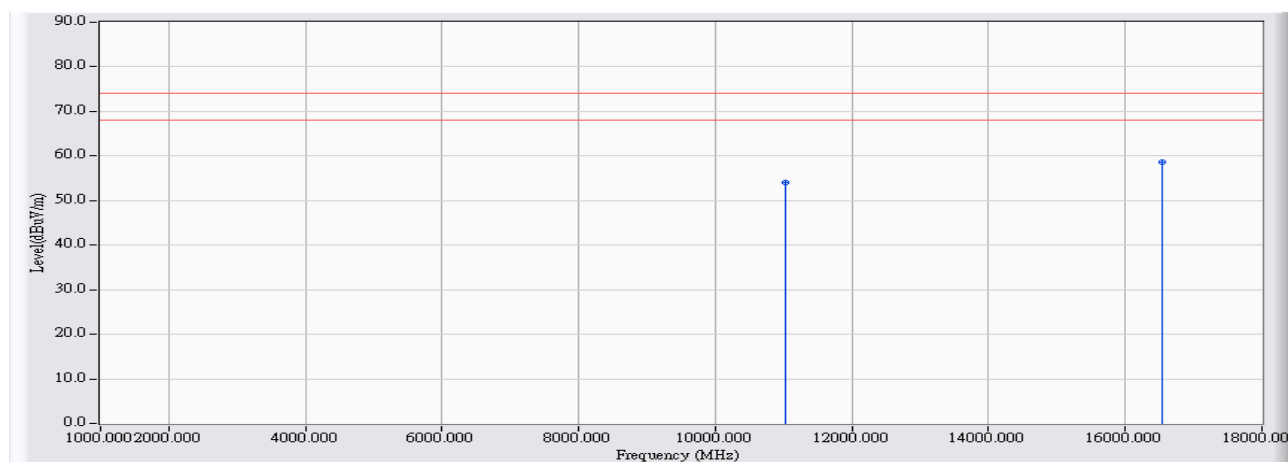


		Frequency (MHz)	Correct Factor (dB)	Reading Level (dBuV)	Measure Level (dBuV/m)	Margin (dB)	Limit (dBuV/m)	Detector Type
1		11400.000	25.569	15.200	40.769	-13.231	54.000	AVERAGE
2	*	17100.000	32.791	16.870	49.661	-4.339	54.000	AVERAGE

**Note:**

1. All Readings below 1GHz are Quasi-Peak, above 1GHz are performed with peak and/or average measurements as necessary.
2. Peak measurements: RBW = 1MHz, VBW = 1MHz, Sweep: Auto.
3. Average measurements: RBW = 1MHz, VBW = 10 Hz, Sweep: Auto.
4. " \* ", means this data is the worst emission level.
5. " # ", means the frequency is out of the restricted band.
6. Measurement Level = Reading Level + Correct Factor.
7. The average measurement was not performed when the peak measured data under the limit of average detection.

Site : CB4-H	Time : 2017/04/14
Limit : FCC_SpartC_15.209_03M_PK	Margin : 6
Probe : CB4-H_FCC_EFS_B432_1-18GHz_3M_1116 - HORIZONTAL	Power : AC 120V/60Hz
EUT : UHD551-L	Note : Mode 2: Tx_MIMO Mode_802.11n(40M)_5510MHz

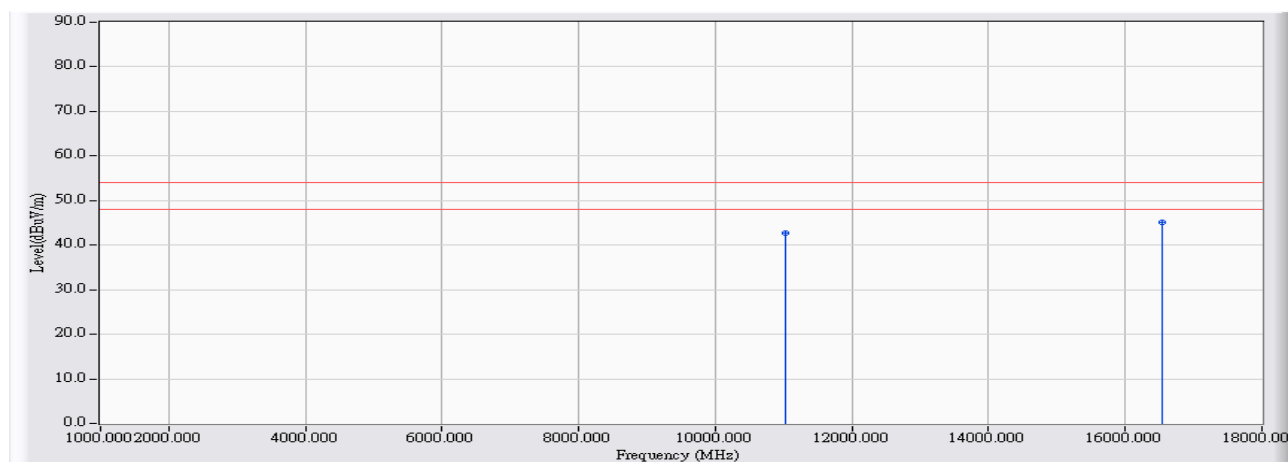


		Frequency (MHz)	Correct Factor (dB)	Reading Level (dBuV)	Measure Level (dBuV/m)	Margin (dB)	Limit (dBuV/m)	Detector Type
1		11020.000	25.187	28.760	53.947	-20.053	74.000	PEAK
2	*	16530.000	28.852	29.710	58.562	-15.438	74.000	PEAK

**Note:**

1. All Readings below 1GHz are Quasi-Peak, above 1GHz are performed with peak and/or average measurements as necessary.
2. Peak measurements: RBW = 1MHz, VBW = 1MHz, Sweep: Auto.
3. Average measurements: RBW = 1MHz, VBW = 10 Hz, Sweep: Auto.
4. " \* ", means this data is the worst emission level.
5. " # ", means the frequency is out of the restricted band.
6. Measurement Level = Reading Level + Correct Factor.
7. The average measurement was not performed when the peak measured data under the limit of average detection.

Site : CB4-H	Time : 2017/04/14
Limit : FCC_SpartC_15.209_03M_AV	Margin : 6
Probe : CB4-H_FCC_EFS_B432_1-18GHz_3M_1116 - HORIZONTAL	Power : AC 120V/60Hz
EUT : UHD551-L	Note : Mode 2: Tx_MIMO Mode_802.11n(40M)_5510MHz

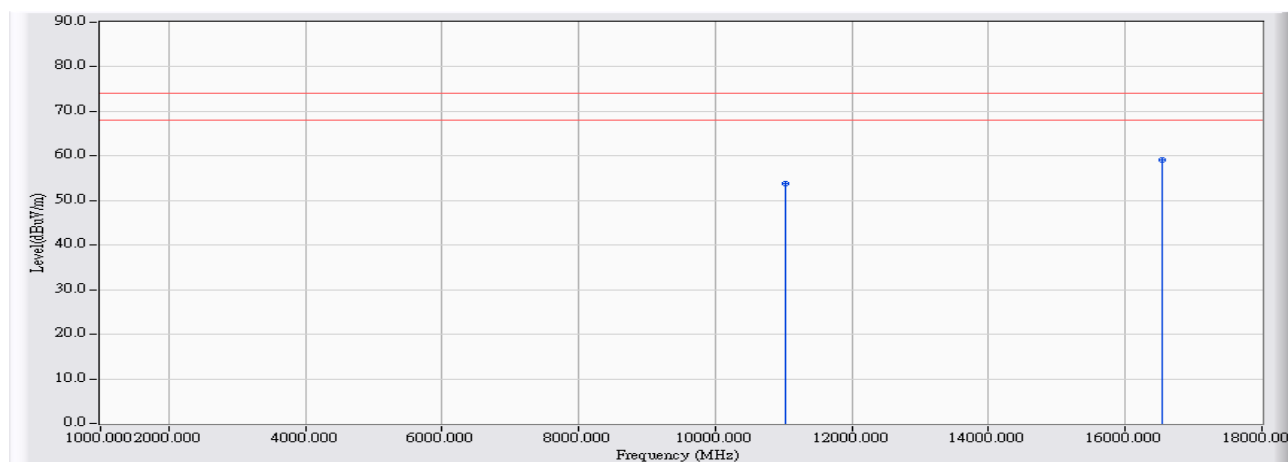


		Frequency (MHz)	Correct Factor (dB)	Reading Level (dBuV)	Measure Level (dBuV/m)	Margin (dB)	Limit (dBuV/m)	Detector Type
1		11020.000	25.187	17.540	42.727	-11.273	54.000	AVERAGE
2	*	16530.000	28.852	16.240	45.092	-8.908	54.000	AVERAGE

**Note:**

1. All Readings below 1GHz are Quasi-Peak, above 1GHz are performed with peak and/or average measurements as necessary.
2. Peak measurements: RBW = 1MHz, VBW = 1MHz, Sweep: Auto.
3. Average measurements: RBW = 1MHz, VBW = 10 Hz, Sweep: Auto.
4. " \* ", means this data is the worst emission level.
5. " # ", means the frequency is out of the restricted band.
6. Measurement Level = Reading Level + Correct Factor.
7. The average measurement was not performed when the peak measured data under the limit of average detection.

Site : CB4-H	Time : 2017/04/14
Limit : FCC_SpartC_15.209_03M_PK	Margin : 6
Probe : CB4-H_FCC_EFS_B432_1-18GHz_3M_1116 - VERTICAL	Power : AC 120V/60Hz
EUT : UHD551-L	Note : Mode 2: Tx_MIMO Mode_802.11n(40M)_5510MHz



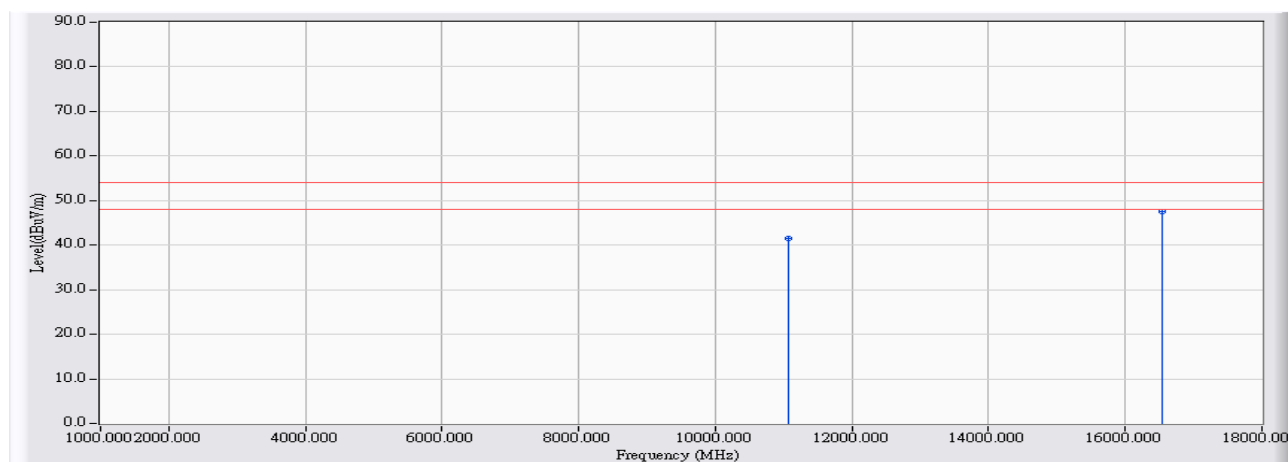
		Frequency (MHz)	Correct Factor (dB)	Reading Level (dBuV)	Measure Level (dBuV/m)	Margin (dB)	Limit (dBuV/m)	Detector Type
1		11020.000	25.187	28.520	53.707	-20.293	74.000	PEAK
2	*	16530.000	28.852	30.180	59.032	-14.968	74.000	PEAK

**Note:**

1. All Readings below 1GHz are Quasi-Peak, above 1GHz are performed with peak and/or average measurements as necessary.
2. Peak measurements: RBW = 1MHz, VBW = 1MHz, Sweep: Auto.
3. Average measurements: RBW = 1MHz, VBW = 10 Hz, Sweep: Auto.
4. " \* ", means this data is the worst emission level.
5. " # ", means the frequency is out of the restricted band.
6. Measurement Level = Reading Level + Correct Factor.
7. The average measurement was not performed when the peak measured data under the limit of average detection.



Site : CB4-H	Time : 2017/04/14
Limit : FCC_SpartC_15.209_03M_AV	Margin : 6
Probe : CB4-H_FCC_EFS_B432_1-18GHz_3M_1116 - VERTICAL	Power : AC 120V/60Hz
EUT : UHD551-L	Note : Mode 2: Tx_MIMO Mode_802.11n(40M)_5510MHz

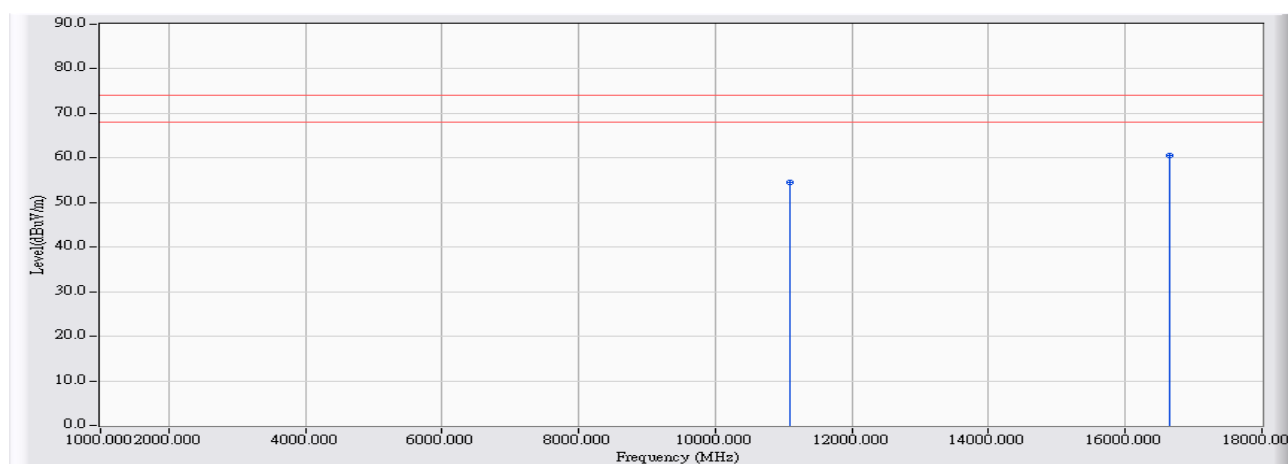


		Frequency (MHz)	Correct Factor (dB)	Reading Level (dBuV)	Measure Level (dBuV/m)	Margin (dB)	Limit (dBuV/m)	Detector Type
1		11060.000	25.230	16.160	41.390	-12.610	54.000	AVERAGE
2	*	16530.000	28.852	18.650	47.502	-6.498	54.000	AVERAGE

**Note:**

1. All Readings below 1GHz are Quasi-Peak, above 1GHz are performed with peak and/or average measurements as necessary.
2. Peak measurements: RBW = 1MHz, VBW = 1MHz, Sweep: Auto.
3. Average measurements: RBW = 1MHz, VBW = 10 Hz, Sweep: Auto.
4. " \* ", means this data is the worst emission level.
5. " # ", means the frequency is out of the restricted band.
6. Measurement Level = Reading Level + Correct Factor.
7. The average measurement was not performed when the peak measured data under the limit of average detection.

Site : CB4-H	Time : 2017/04/14
Limit : FCC_SpartC_15.209_03M_PK	Margin : 6
Probe : CB4-H_FCC_EFS_B432_1-18GHz_3M_1116 - HORIZONTAL	Power : AC 120V/60Hz
EUT : UHD551-L	Note : Mode 2: Tx_MIMO Mode_802.11n(40M)_5550MHz

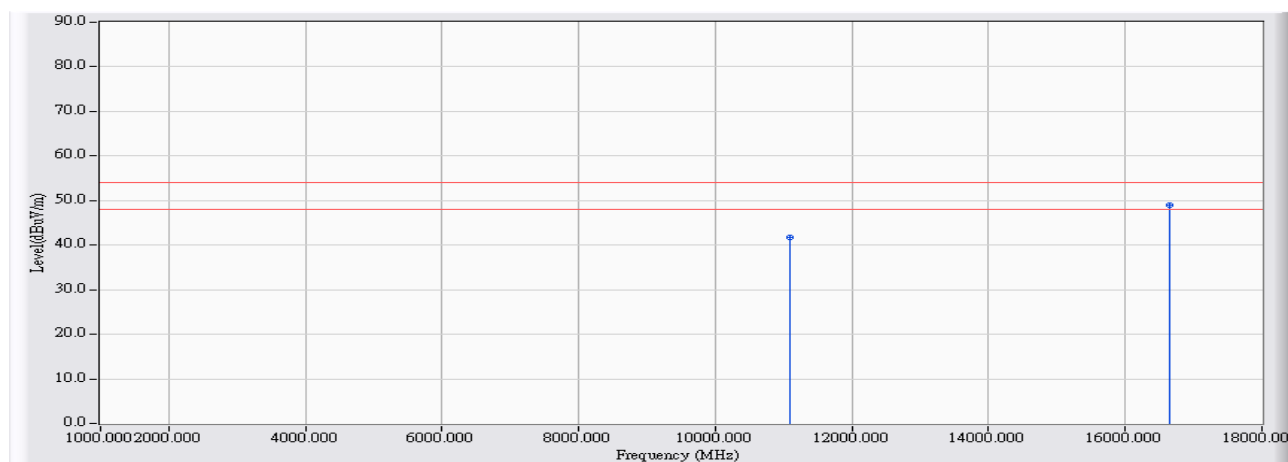


		Frequency (MHz)	Correct Factor (dB)	Reading Level (dBuV)	Measure Level (dBuV/m)	Margin (dB)	Limit (dBuV/m)	Detector Type
1		11100.000	25.276	29.270	54.546	-19.454	74.000	PEAK
2	*	16650.000	29.850	30.730	60.580	-13.420	74.000	PEAK

## Note:

1. All Readings below 1GHz are Quasi-Peak, above 1GHz are performed with peak and/or average measurements as necessary.
2. Peak measurements: RBW = 1MHz, VBW = 1MHz, Sweep: Auto.
3. Average measurements: RBW = 1MHz, VBW = 10 Hz, Sweep: Auto.
4. " \* ", means this data is the worst emission level.
5. " # ", means the frequency is out of the restricted band.
6. Measurement Level = Reading Level + Correct Factor.
7. The average measurement was not performed when the peak measured data under the limit of average detection.

Site : CB4-H	Time : 2017/04/14
Limit : FCC_SpartC_15.209_03M_AV	Margin : 6
Probe : CB4-H_FCC_EFS_B432_1-18GHz_3M_1116 - HORIZONTAL	Power : AC 120V/60Hz
EUT : UHD551-L	Note : Mode 2: Tx_MIMO Mode_802.11n(40M)_5550MHz

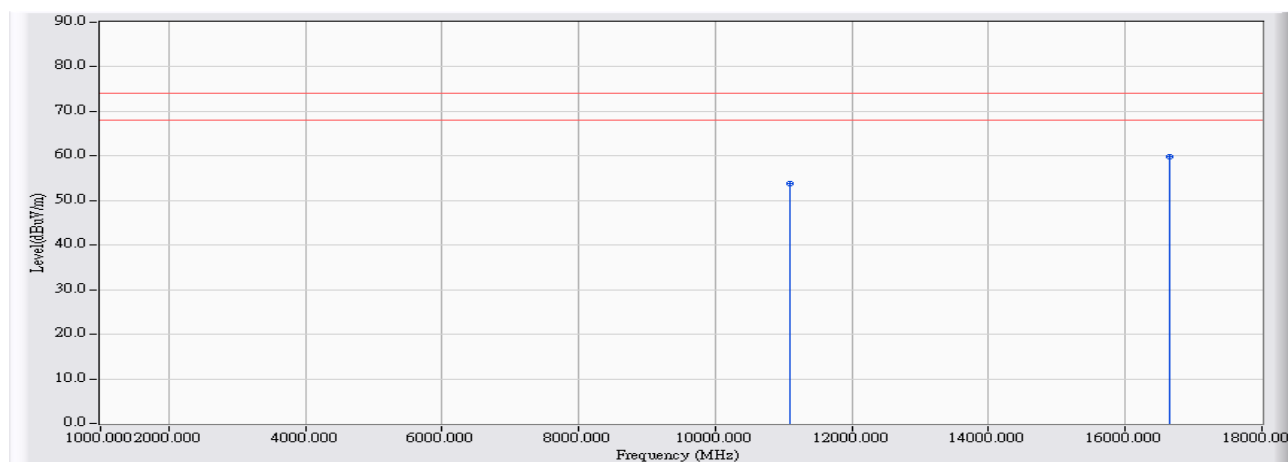


		Frequency (MHz)	Correct Factor (dB)	Reading Level (dBuV)	Measure Level (dBuV/m)	Margin (dB)	Limit (dBuV/m)	Detector Type
1		11100.000	25.276	16.510	41.786	-12.214	54.000	AVERAGE
2	*	16650.000	29.850	19.030	48.880	-5.120	54.000	AVERAGE

**Note:**

1. All Readings below 1GHz are Quasi-Peak, above 1GHz are performed with peak and/or average measurements as necessary.
2. Peak measurements: RBW = 1MHz, VBW = 1MHz, Sweep: Auto.
3. Average measurements: RBW = 1MHz, VBW = 10 Hz, Sweep: Auto.
4. " \* ", means this data is the worst emission level.
5. " # ", means the frequency is out of the restricted band.
6. Measurement Level = Reading Level + Correct Factor.
7. The average measurement was not performed when the peak measured data under the limit of average detection.

Site : CB4-H	Time : 2017/04/14
Limit : FCC_SpartC_15.209_03M_PK	Margin : 6
Probe : CB4-H_FCC_EFS_B432_1-18GHz_3M_1116 - VERTICAL	Power : AC 120V/60Hz
EUT : UHD551-L	Note : Mode 2: Tx_MIMO Mode_802.11n(40M)_5550MHz

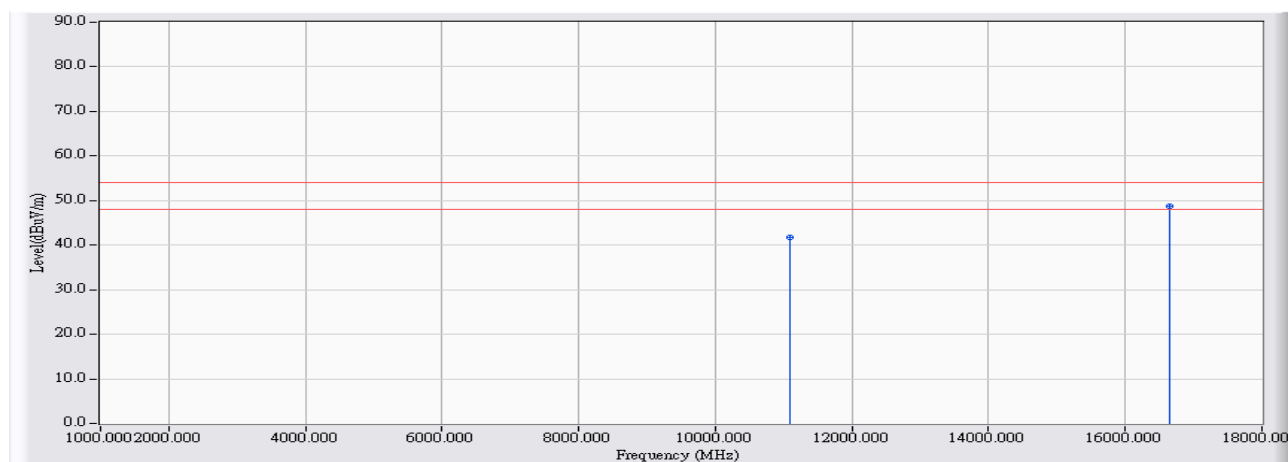


		Frequency (MHz)	Correct Factor (dB)	Reading Level (dBuV)	Measure Level (dBuV/m)	Margin (dB)	Limit (dBuV/m)	Detector Type
1		11100.000	25.276	28.420	53.696	-20.304	74.000	PEAK
2	*	16650.000	29.850	30.080	59.930	-14.070	74.000	PEAK

**Note:**

1. All Readings below 1GHz are Quasi-Peak, above 1GHz are performed with peak and/or average measurements as necessary.
2. Peak measurements: RBW = 1MHz, VBW = 1MHz, Sweep: Auto.
3. Average measurements: RBW = 1MHz, VBW = 10 Hz, Sweep: Auto.
4. " \* ", means this data is the worst emission level.
5. " # ", means the frequency is out of the restricted band.
6. Measurement Level = Reading Level + Correct Factor.
7. The average measurement was not performed when the peak measured data under the limit of average detection.

Site : CB4-H	Time : 2017/04/14
Limit : FCC_SpartC_15.209_03M_AV	Margin : 6
Probe : CB4-H_FCC_EFS_B432_1-18GHz_3M_1116 - VERTICAL	Power : AC 120V/60Hz
EUT : UHD551-L	Note : Mode 2: Tx_MIMO Mode_802.11n(40M)_5550MHz

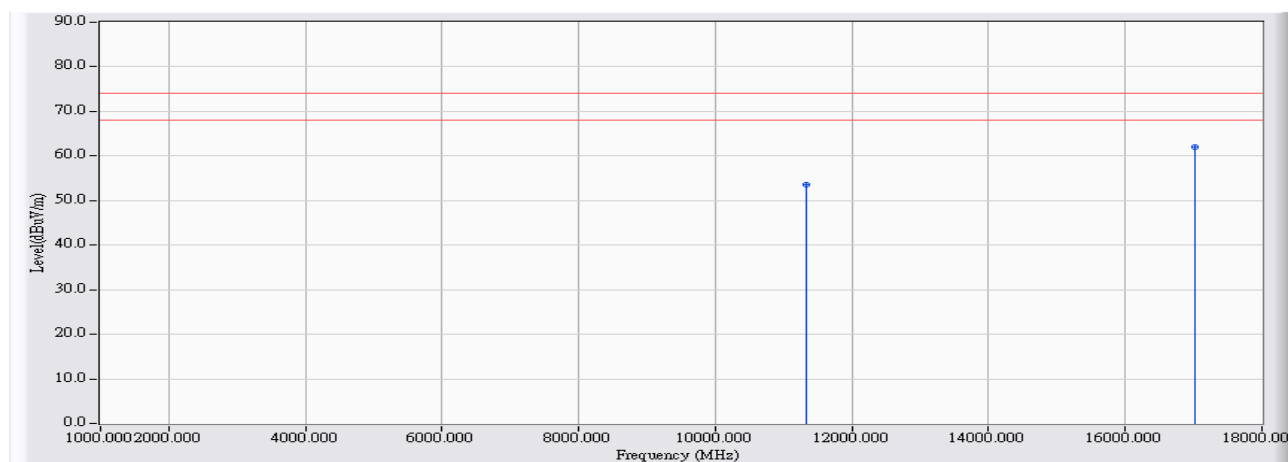


		Frequency (MHz)	Correct Factor (dB)	Reading Level (dBuV)	Measure Level (dBuV/m)	Margin (dB)	Limit (dBuV/m)	Detector Type
1		11100.000	25.276	16.520	41.796	-12.204	54.000	AVERAGE
2	*	16650.000	29.850	18.860	48.710	-5.290	54.000	AVERAGE

**Note:**

1. All Readings below 1GHz are Quasi-Peak, above 1GHz are performed with peak and/or average measurements as necessary.
2. Peak measurements: RBW = 1MHz, VBW = 1MHz, Sweep: Auto.
3. Average measurements: RBW = 1MHz, VBW = 10 Hz, Sweep: Auto.
4. " \* ", means this data is the worst emission level.
5. " # ", means the frequency is out of the restricted band.
6. Measurement Level = Reading Level + Correct Factor.
7. The average measurement was not performed when the peak measured data under the limit of average detection.

Site : CB4-H	Time : 2017/04/14
Limit : FCC_SpartC_15.209_03M_PK	Margin : 6
Probe : CB4-H_FCC_EFS_B432_1-18GHz_3M_1116 - HORIZONTAL	Power : AC 120V/60Hz
EUT : UHD551-L	Note : Mode 2: Tx_MIMO Mode_802.11n(40M)_5670MHz

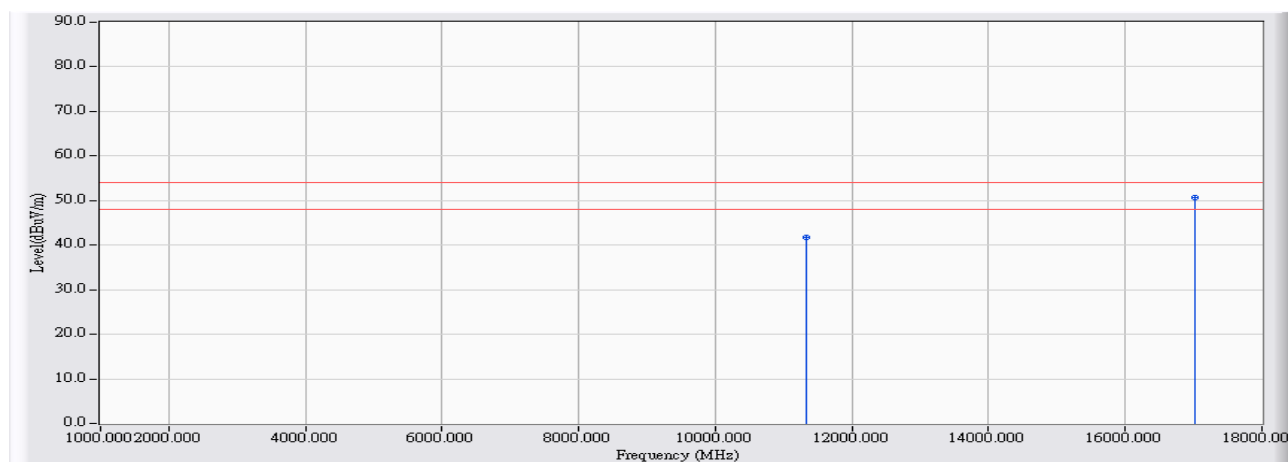


		Frequency (MHz)	Correct Factor (dB)	Reading Level (dBuV)	Measure Level (dBuV/m)	Margin (dB)	Limit (dBuV/m)	Detector Type
1		11340.000	25.521	27.930	53.451	-20.549	74.000	PEAK
2	*	17010.000	32.757	29.280	62.037	-11.963	74.000	PEAK

**Note:**

1. All Readings below 1GHz are Quasi-Peak, above 1GHz are performed with peak and/or average measurements as necessary.
2. Peak measurements: RBW = 1MHz, VBW = 1MHz, Sweep: Auto.
3. Average measurements: RBW = 1MHz, VBW = 10 Hz, Sweep: Auto.
4. " \* ", means this data is the worst emission level.
5. " # ", means the frequency is out of the restricted band.
6. Measurement Level = Reading Level + Correct Factor.
7. The average measurement was not performed when the peak measured data under the limit of average detection.

Site : CB4-H	Time : 2017/04/14
Limit : FCC_SpartC_15.209_03M_AV	Margin : 6
Probe : CB4-H_FCC_EFS_B432_1-18GHz_3M_1116 - HORIZONTAL	Power : AC 120V/60Hz
EUT : UHD551-L	Note : Mode 2: Tx_MIMO Mode_802.11n(40M)_5670MHz

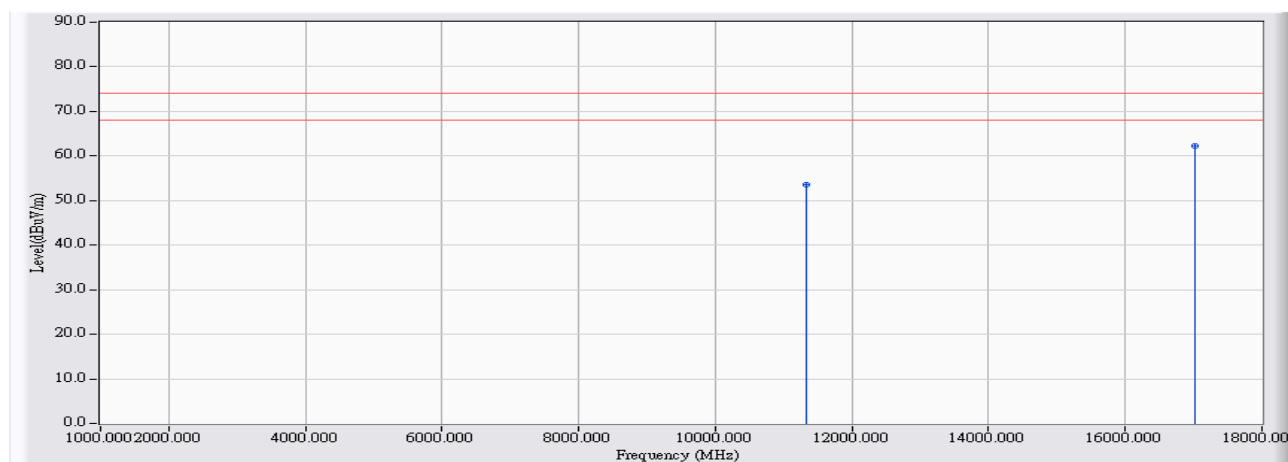


		Frequency (MHz)	Correct Factor (dB)	Reading Level (dBuV)	Measure Level (dBuV/m)	Margin (dB)	Limit (dBuV/m)	Detector Type
1		11340.000	25.521	16.270	41.791	-12.209	54.000	AVERAGE
2	*	17010.000	32.757	18.010	50.767	-3.233	54.000	AVERAGE

Note:

1. All Readings below 1GHz are Quasi-Peak, above 1GHz are performed with peak and/or average measurements as necessary.
2. Peak measurements: RBW = 1MHz, VBW = 1MHz, Sweep: Auto.
3. Average measurements: RBW = 1MHz, VBW = 10 Hz, Sweep: Auto.
4. " \* ", means this data is the worst emission level.
5. " # ", means the frequency is out of the restricted band.
6. Measurement Level = Reading Level + Correct Factor.
7. The average measurement was not performed when the peak measured data under the limit of average detection.

Site : CB4-H	Time : 2017/04/14
Limit : FCC_SpartC_15.209_03M_PK	Margin : 6
Probe : CB4-H_FCC_EFS_B432_1-18GHz_3M_1116 - VERTICAL	Power : AC 120V/60Hz
EUT : UHD551-L	Note : Mode 2: Tx_MIMO Mode_802.11n(40M)_5670MHz



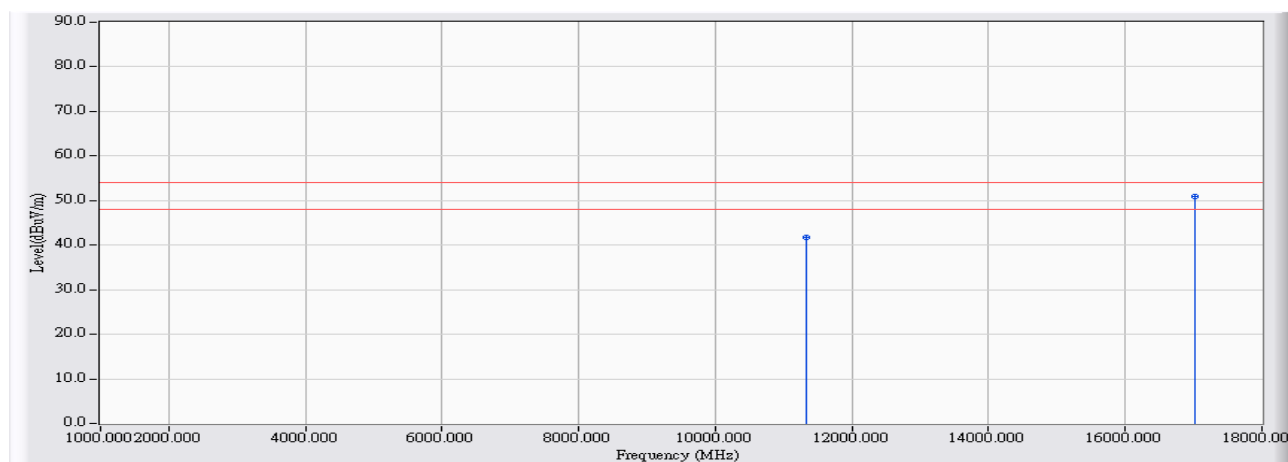
		Frequency (MHz)	Correct Factor (dB)	Reading Level (dBuV)	Measure Level (dBuV/m)	Margin (dB)	Limit (dBuV/m)	Detector Type
1		11340.000	25.521	28.150	53.671	-20.329	74.000	PEAK
2	*	17010.000	32.757	29.460	62.217	-11.783	74.000	PEAK

**Note:**

1. All Readings below 1GHz are Quasi-Peak, above 1GHz are performed with peak and/or average measurements as necessary.
2. Peak measurements: RBW = 1MHz, VBW = 1MHz, Sweep: Auto.
3. Average measurements: RBW = 1MHz, VBW = 10 Hz, Sweep: Auto.
4. " \* ", means this data is the worst emission level.
5. " # ", means the frequency is out of the restricted band.
6. Measurement Level = Reading Level + Correct Factor.
7. The average measurement was not performed when the peak measured data under the limit of average detection.



Site : CB4-H	Time : 2017/04/14
Limit : FCC_SpartC_15.209_03M_AV	Margin : 6
Probe : CB4-H_FCC_EFS_B432_1-18GHz_3M_1116 - VERTICAL	Power : AC 120V/60Hz
EUT : UHD551-L	Note : Mode 2: Tx_MIMO Mode_802.11n(40M)_5670MHz



		Frequency (MHz)	Correct Factor (dB)	Reading Level (dBuV)	Measure Level (dBuV/m)	Margin (dB)	Limit (dBuV/m)	Detector Type
1		11340.000	25.521	16.230	41.751	-12.249	54.000	AVERAGE
2	*	17010.000	32.757	18.130	50.887	-3.113	54.000	AVERAGE

## Note:

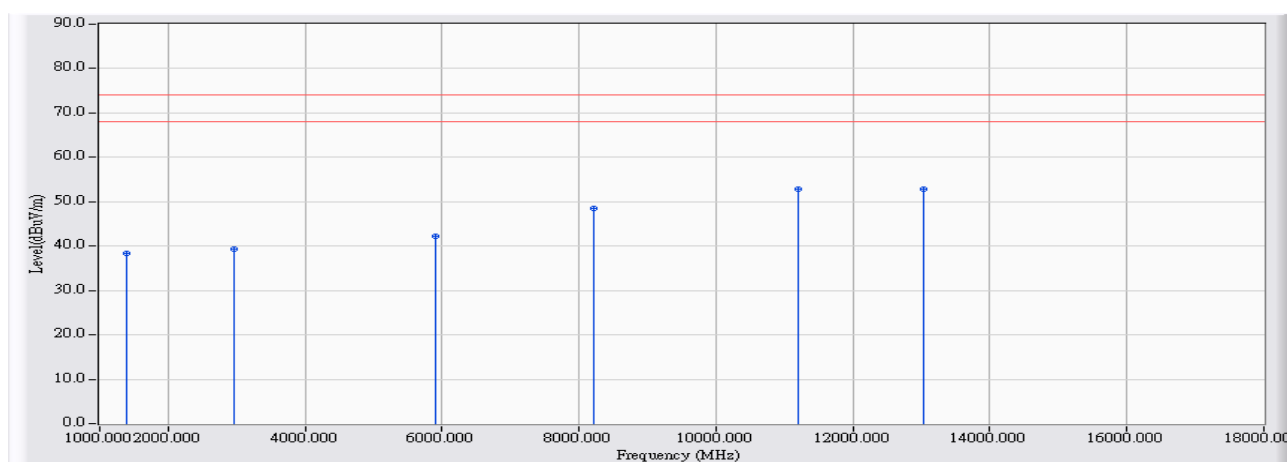
1. All Readings below 1GHz are Quasi-Peak, above 1GHz are performed with peak and/or average measurements as necessary.
2. Peak measurements: RBW = 1MHz, VBW = 1MHz, Sweep: Auto.
3. Average measurements: RBW = 1MHz, VBW = 10 Hz, Sweep: Auto.
4. " \* ", means this data is the worst emission level.
5. " # ", means the frequency is out of the restricted band.
6. Measurement Level = Reading Level + Correct Factor.
7. The average measurement was not performed when the peak measured data under the limit of average detection.

## 6.7. Test Result for Co-location

### Section 15.247 Subclause (d). Emission limitations radiated (Transmitter)

The test was performed with the equipment transmitting first in only 5 GHz WiFi mode and repeated with the 2.4 GHz BT radio transmitting simultaneously to check the impact of the co-location of both radio interfaces. The results and plots below show the worst results obtained in both modes.

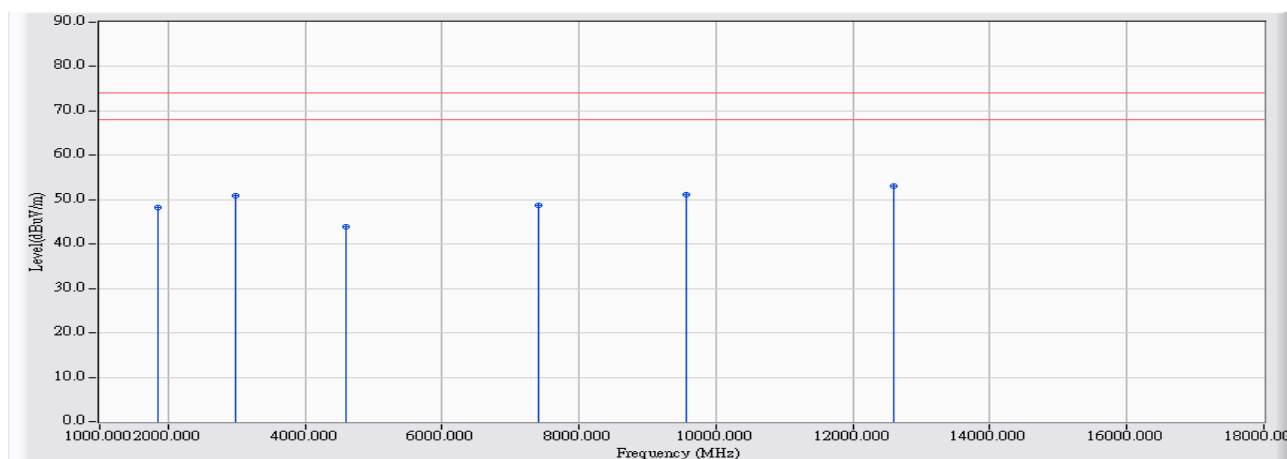
Site : CB4-H	Time : 2017/05/04 - 10:41
Limit : FCC_SpartC_15.209_03M_PK	Margin : 6
Probe : CB4_FCC_EFS_B432_1-18GHz_3M_1116 - HORIZONTAL	Power : AC 120V/60Hz
EUT : UHD551-L	Note : WiFi 5G + BT _co-location mode



	Frequency (MHz)	Correct Factor (dB)	Reading Level (dBuV)	Measure Level (dBuV/m)	Margin (dB)	Limit (dBuV/m)	Detector Type
1	1382.500	-4.317	42.586	38.269	-35.731	74.000	PEAK
2	2963.500	1.684	37.537	39.221	-34.779	74.000	PEAK
3	5913.000	9.878	32.240	42.119	-31.881	74.000	PEAK
4	8208.000	16.916	31.554	48.470	-25.530	74.000	PEAK
5	11191.500	25.381	27.397	52.778	-21.222	74.000	PEAK
6	* 13036.000	25.597	27.242	52.839	-21.161	74.000	PEAK

- Note: 1. All readings above 1GHz are performed with peak and/or average measurements as necessary.
2. Peak measurements: RBW = 1MHz, VBW = 1MHz, Sweep: Auto.
3. Average measurements: RBW = 1MHz, VBW = 10 Hz, Sweep: Auto.
4. " \* ", means this data is the worst emission level.
5. Measurement Level = Reading Level + Correct Factor.
6. The average measurement was not performed when the peak measured data under the limit of average detection.
7. The Emission above 13GHz were not included is because their levels are too low.

Site : CB4-H	Time : 2017/05/04 - 10:43
Limit : FCC_SpartC_15.209_03M_PK	Margin : 6
Probe : CB4_FCC_EFS_B432_1-18GHz_3M_1116 - VERTICAL	Power : AC 120V/60Hz
EUT : UHD551-L	Note : WiFi 5G + BT _co-location mode



		Frequency (MHz)	Correct Factor (dB)	Reading Level (dBuV)	Measure Level (dBuV/m)	Margin (dB)	Limit (dBuV/m)	Detector Type
1		1858.500	-2.517	50.857	48.341	-25.659	74.000	PEAK
2		2980.500	1.750	49.213	50.963	-23.037	74.000	PEAK
3		4587.000	6.861	37.012	43.873	-30.127	74.000	PEAK
4		7417.500	16.851	31.784	48.634	-25.366	74.000	PEAK
5		9559.500	21.595	29.475	51.069	-22.931	74.000	PEAK
6	*	12585.500	25.343	27.634	52.977	-21.023	74.000	PEAK

- Note: 1. All readings above 1GHz are performed with peak and/or average measurements as necessary.
2. Peak measurements: RBW = 1MHz, VBW = 1MHz, Sweep: Auto.
3. Average measurements: RBW = 1MHz, VBW = 10 Hz, Sweep: Auto.
4. " \* ", means this data is the worst emission level.
5. Measurement Level = Reading Level + Correct Factor.
6. The average measurement was not performed when the peak measured data under the limit of average detection.
7. The Emission above 13GHz were not included is because their levels are too low.

## 7. Band Edge

### 7.1. Test Equipment

The following test equipments are used during the band edge tests:

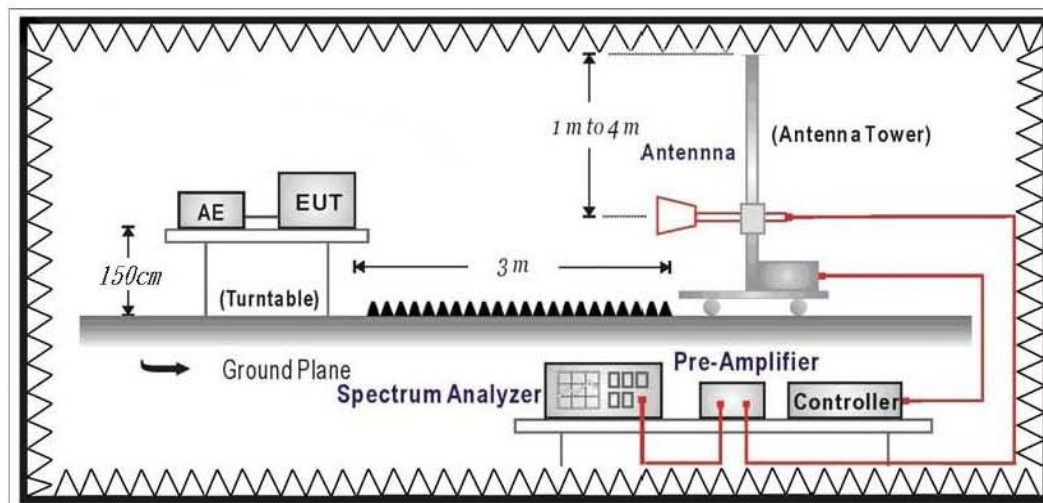
Band Edge / CB4-H

Instrument	Manufacturer	Model No.	Serial No	Next Cal. Date
Horn Antenna	Schwarzbeck	BBHA 9120	D312	2017/10/25
Signal & Spectrum Analyzer	R&S	FSV40	101049	2018/01/05

Note: All equipments that need to calibrate are with calibration period of 1 year.

### 7.2. Test Setup

RF Radiated Measurement:



### 7.3. Limits

#### ➤ General Radiated Emission Limits

The provisions of Section 15.205 of this part apply to intentional radiators operating under this section. Radiated emissions which fall in the restricted bands, as defined in Section 15.205, must also comply with the radiated emission limits specified in Section 15.209:

<b>FCC Part 15 Subpart C Paragraph 15.209 Limits</b>		
Frequency MHz	uV/m @3m	dBuV/m@3m
30 - 88	100	40
88 - 216	150	43.5
216 - 960	200	46
Above 960	500	54

Remark:

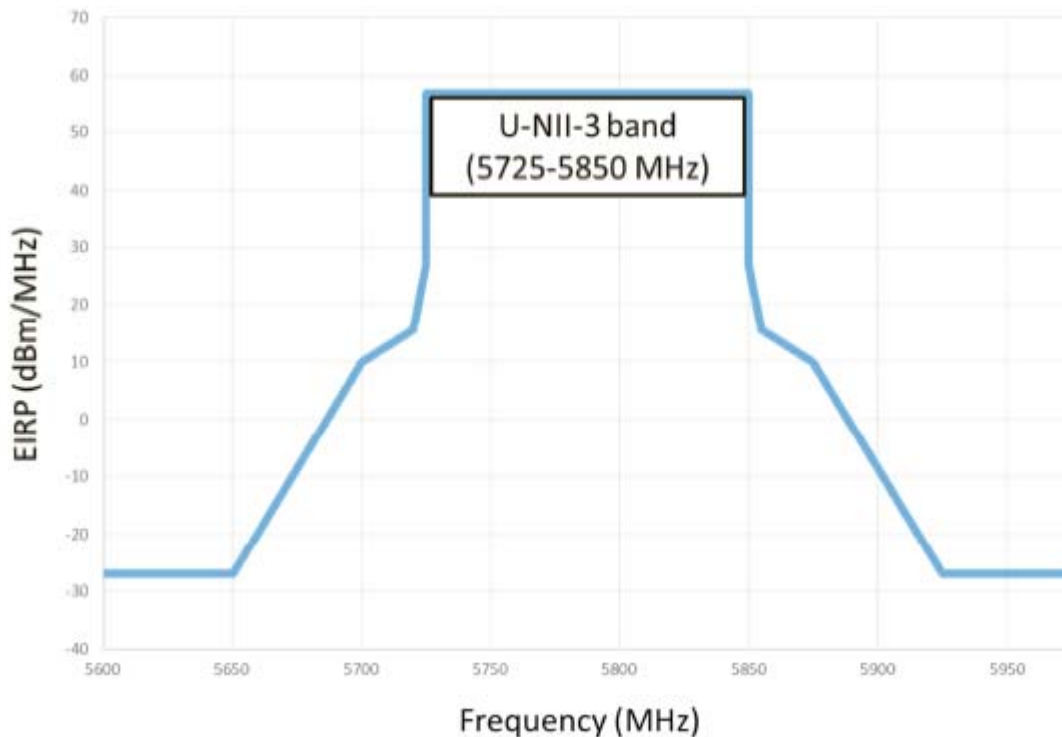
1. RF Voltage (dBuV) = 20 log RF Voltage (uV)
2. In the Above Table, the tighter limit applies at the band edges.
3. Distance refers to the distance in meters between the measuring instrument antenna and the closed point of any part of the device or system.

#### ➤ Unwanted Emission out of the restricted bands Limits

<b>FCC Part 15 Subpart E Paragraph 15.407(b) Limits</b>		
Frequency (MHz)	EIRP Limit (dBm)	Equivalent Field Strength (dBuV/m@3m)
5150~5250	-27	68.3
5250~5350	-27	68.3
5470~5725	-27	68.3

4. For transmitters operating in the 5.725-5.85 GHz band

- (i) All emissions shall be limited to a level of -27 dBm/MHz at 75 MHz or more above or below the band edge increasing linearly to 10 dBm/MHz at 25 MHz above or below the band edge, and from 25 MHz above or below the band edge increasing linearly to a level of 15.6 dBm/MHz at 5 MHz above or below the band edge, and from 5 MHz above or below the band edge increasing linearly to a level of 27dBm/MHz at the band edge.
- (ii) Devices certified before March 2, 2017 with antenna gain greater than 10 dBi may demonstrate compliance with the emission limits in Section 15.247(d), but manufacturing, marketing and importing of devices certified under this alternative must cease by March 2, 2018. Devices certified before March 2, 2018 with antenna gain of 10 dBi or less may demonstrate compliance with the emission limits in Section 15.247(d), but manufacturing, marketing and importing of devices certified under this alternative must cease before March 2, 2020.



Remark:

1. For frequencies more than 10 MHz above or below the band edges.
2. For frequency range from the band edges to 10 MHz above or below the band edges.
3. 
$$\mu\text{V/m} = \frac{1000000 \sqrt{30 \times EIRP}}{3}$$
, RF Voltage (dBuV/m) = 20 log RF Voltage (uV/m)

#### **7.4. Test Procedure**

The EUT and its simulators are placed on a turn table which is 1.5 meter above ground. The turn table can rotate 360 degrees to determine the position of the maximum emission level. The EUT was positioned such that the distance from antenna to the EUT was 3 meters.

The antenna can move up and down between 1 meter and 4 meters to find out the maximum emission level.

Both horizontal and vertical polarization of the antenna are set on measurement. In order to find the maximum emission, all of the interface cables must be manipulated according to ANSI C63.10: 2013 on radiated measurement.

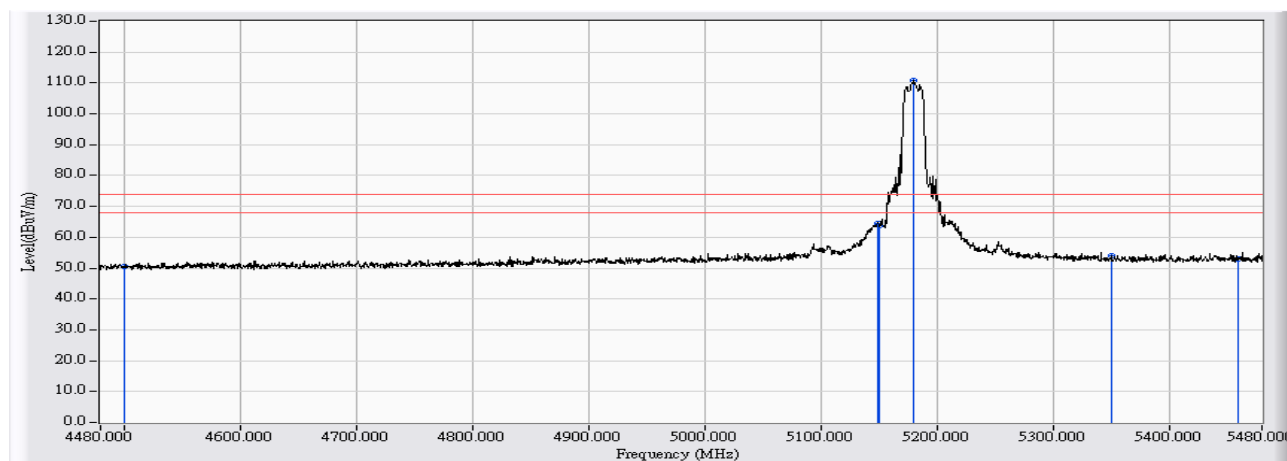
The bandwidth below 1GHz setting on the field strength meter is 120 KHz, above 1GHz are 1 MHz.

#### **7.5. Uncertainty**

The measurement uncertainty is defined as  $\pm 3.65\text{dB}$

## 7.6. Test Result

Site : CB4-H	Time : 2017/04/12
Limit : FCC_SpartC_15.209_03M_PK	Margin : 6
Probe : CB4-H_FCC_EFS_B432_1-18GHz_3M_1116 - HORIZONTAL	Power : AC 120V/60HZ
EUT : UHD551-L	Note : Mode 1: Tx_SISO Mode_802.11a_5180MHz_Ant0



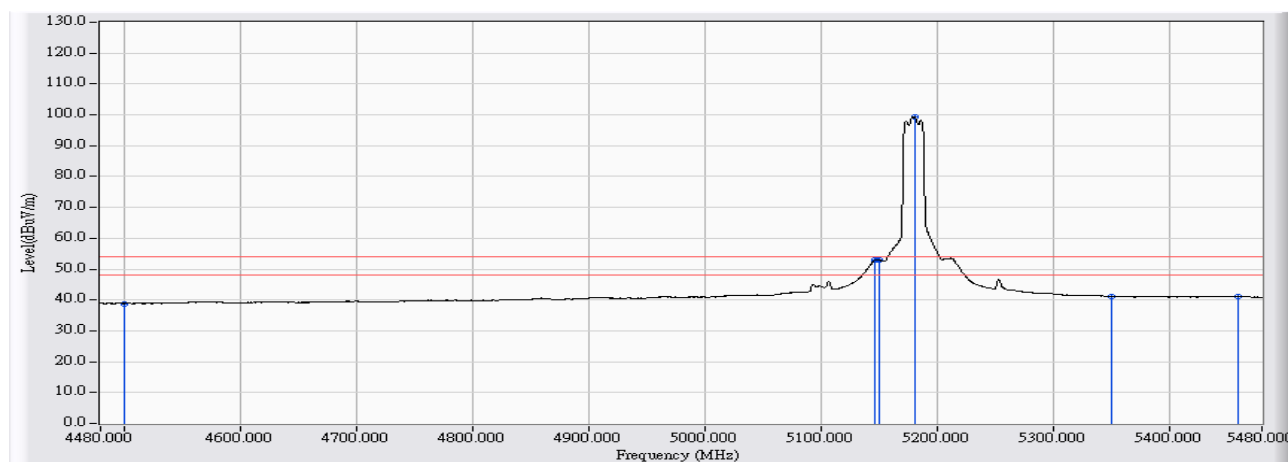
		Frequency (MHz)	Correct Factor (dB)	Reading Level (dBuV)	Measure Level (dBuV/m)	Margin (dB)	Limit (dBuV/m)	Detector Type
1		4500.000	7.100	43.445	50.546	-23.454	74.000	PEAK
2		5149.000	8.474	56.123	64.597	-9.403	74.000	PEAK
3		5150.000	8.475	55.225	63.700	-10.300	74.000	PEAK
4	*	5180.500	8.496	102.342	110.838	36.838	74.000	PEAK
5		5350.000	8.600	45.525	54.125	-19.875	74.000	PEAK
6		5460.000	8.660	44.322	52.982	-21.018	74.000	PEAK

### Note:

1. All readings above 1GHz are performed with peak and/or average measurements as necessary.
2. Peak measurements: RBW = 1MHz, VBW = 1MHz, Sweep: Auto.
3. Average measurements: RBW = 1MHz, VBW = 10 Hz, Sweep: Auto.
4. " \* ", means this data is the worst emission level.
5. Measurement Level = Reading Level + Correct Factor.
6. The average measurement was not performed when the peak measured data under the limit of average detection.



Site : CB4-H	Time : 2017/04/12
Limit : FCC_SpartC_15.209_03M_AV	Margin : 6
Probe : CB4-H_FCC_EFS_B432_1-18GHz_3M_1116 - HORIZONTAL	Power : AC 120V/60HZ
EUT : UHD551-L	Note : Mode 1: Tx_SISO Mode_802.11a_5180MHz_Ant0

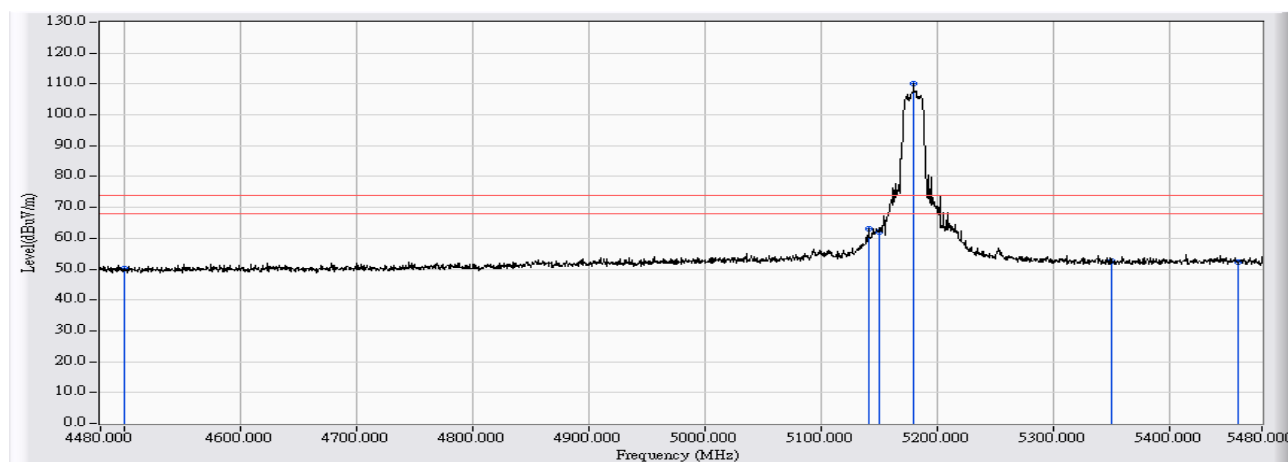


		Frequency (MHz)	Correct Factor (dB)	Reading Level (dBuV)	Measure Level (dBuV/m)	Margin (dB)	Limit (dBuV/m)	Detector Type
1		4500.000	7.100	31.729	38.830	-15.170	54.000	AVERAGE
2		5146.500	8.473	44.388	52.860	-1.140	54.000	AVERAGE
3		5150.000	8.475	44.550	53.025	-0.975	54.000	AVERAGE
4	*	5181.000	8.497	90.920	99.417	45.417	54.000	AVERAGE
5		5350.000	8.600	32.569	41.169	-12.831	54.000	AVERAGE
6		5460.000	8.660	32.414	41.074	-12.926	54.000	AVERAGE

Note:

1. All readings above 1GHz are performed with peak and/or average measurements as necessary.
2. Peak measurements: RBW = 1MHz, VBW = 1MHz, Sweep: Auto.
3. Average measurements: RBW = 1MHz, VBW = 10 Hz, Sweep: Auto.
4. " \* ", means this data is the worst emission level.
5. Measurement Level = Reading Level + Correct Factor.
6. The average measurement was not performed when the peak measured data under the limit of average detection.

Site : CB4-H	Time : 2017/04/12
Limit : FCC_SpartC_15.209_03M_PK	Margin : 6
Probe : CB4-H_FCC_EFS_B432_1-18GHz_3M_1116 - VERTICAL	Power : AC 120V/60HZ
EUT : UHD551-L	Note : Mode 1: Tx_SISO Mode_802.11a_5180MHz_Ant0

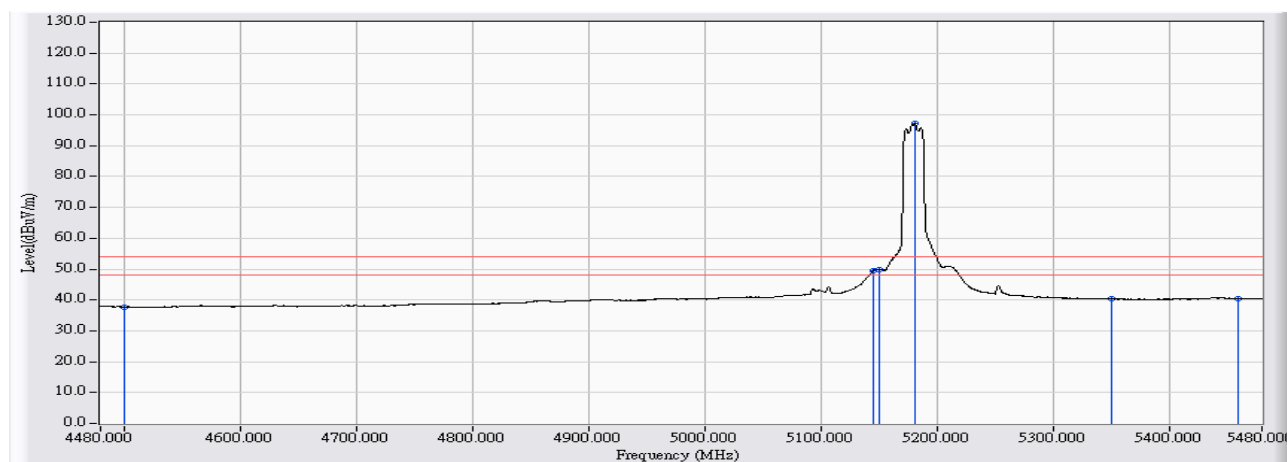


		Frequency (MHz)	Correct Factor (dB)	Reading Level (dBuV)	Measure Level (dBuV/m)	Margin (dB)	Limit (dBuV/m)	Detector Type
1		4500.000	7.100	43.183	50.284	-23.716	74.000	PEAK
2		5141.000	8.469	54.726	63.195	-10.805	74.000	PEAK
3		5150.000	8.475	53.475	61.950	-12.050	74.000	PEAK
4	*	5180.000	8.496	101.584	110.080	36.080	74.000	PEAK
5		5350.000	8.600	43.881	52.481	-21.519	74.000	PEAK
6		5460.000	8.660	43.482	52.142	-21.858	74.000	PEAK

## Note:

1. All readings above 1GHz are performed with peak and/or average measurements as necessary.
2. Peak measurements: RBW = 1MHz, VBW = 1MHz, Sweep: Auto.
3. Average measurements: RBW = 1MHz, VBW = 10 Hz, Sweep: Auto.
4. " \* ", means this data is the worst emission level.
5. Measurement Level = Reading Level + Correct Factor.
6. The average measurement was not performed when the peak measured data under the limit of average detection.

Site : CB4-H	Time : 2017/04/12
Limit : FCC_SpartC_15.209_03M_AV	Margin : 6
Probe : CB4-H_FCC_EFS_B432_1-18GHz_3M_1116 - VERTICAL	Power : AC 120V/60HZ
EUT : UHD551-L	Note : Mode 1: Tx_SISO Mode_802.11a_5180MHz_Ant0

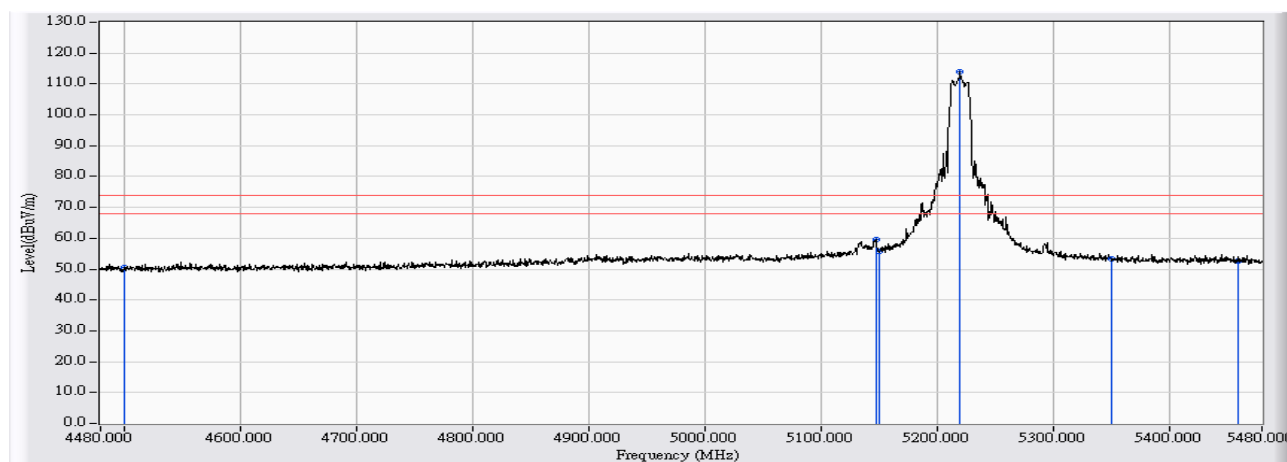


		Frequency (MHz)	Correct Factor (dB)	Reading Level (dBuV)	Measure Level (dBuV/m)	Margin (dB)	Limit (dBuV/m)	Detector Type
1		4500.000	7.100	30.595	37.696	-16.304	54.000	AVERAGE
2		5145.500	8.472	41.130	49.602	-4.398	54.000	AVERAGE
3		5150.000	8.475	41.349	49.824	-4.176	54.000	AVERAGE
4	*	5181.000	8.497	88.637	97.134	43.134	54.000	AVERAGE
5		5350.000	8.600	31.689	40.289	-13.711	54.000	AVERAGE
6		5460.000	8.660	31.810	40.470	-13.530	54.000	AVERAGE

**Note:**

1. All readings above 1GHz are performed with peak and/or average measurements as necessary.
2. Peak measurements: RBW = 1MHz, VBW = 1MHz, Sweep: Auto.
3. Average measurements: RBW = 1MHz, VBW = 10 Hz, Sweep: Auto.
4. " \* ", means this data is the worst emission level.
5. Measurement Level = Reading Level + Correct Factor.
6. The average measurement was not performed when the peak measured data under the limit of average detection.

Site : CB4-H	Time : 2017/04/12
Limit : FCC_SpartC_15.209_03M_PK	Margin : 6
Probe : CB4-H_FCC_EFS_B432_1-18GHz_3M_1116 - HORIZONTAL	Power : AC 120V/60HZ
EUT : UHD551-L	Note : Mode 1: Tx_SISO Mode_802.11a_5220MHz_Ant0

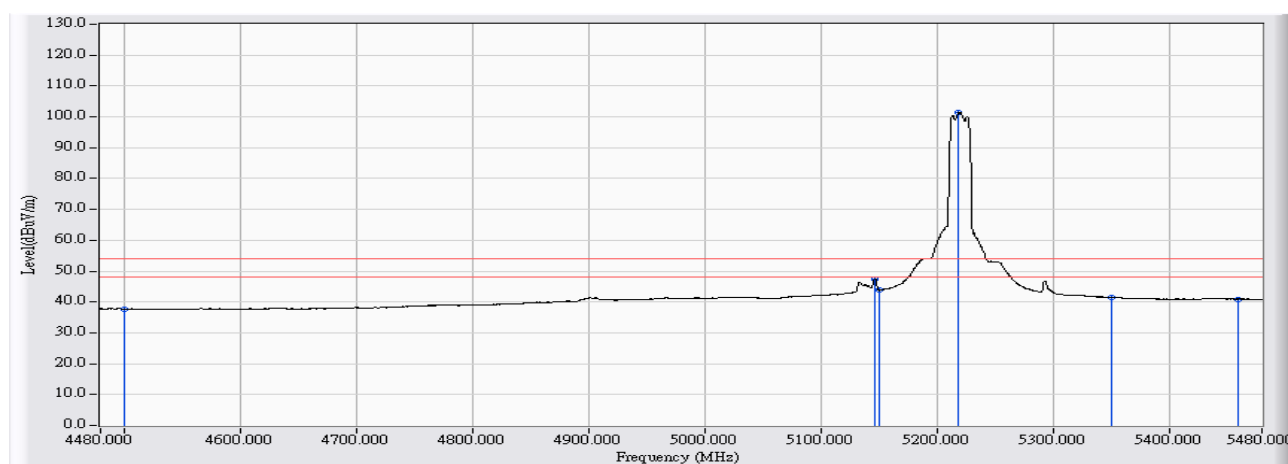


		Frequency (MHz)	Correct Factor (dB)	Reading Level (dBuV)	Measure Level (dBuV/m)	Margin (dB)	Limit (dBuV/m)	Detector Type
1		4500.000	7.100	43.340	50.441	-23.559	74.000	PEAK
2		5147.500	8.472	51.194	59.667	-14.333	74.000	PEAK
3		5150.000	8.475	47.220	55.695	-18.305	74.000	PEAK
4	*	5220.000	8.524	105.356	113.880	39.880	74.000	PEAK
5		5350.000	8.600	44.657	53.257	-20.743	74.000	PEAK
6		5460.000	8.660	44.045	52.705	-21.295	74.000	PEAK

## Note:

1. All readings above 1GHz are performed with peak and/or average measurements as necessary.
2. Peak measurements: RBW = 1MHz, VBW = 1MHz, Sweep: Auto.
3. Average measurements: RBW = 1MHz, VBW = 10 Hz, Sweep: Auto.
4. " \* ", means this data is the worst emission level.
5. Measurement Level = Reading Level + Correct Factor.
6. The average measurement was not performed when the peak measured data under the limit of average detection.

Site : CB4-H	Time : 2017/04/12
Limit : FCC_SpartC_15.209_03M_AV	Margin : 6
Probe : CB4-H_FCC_EFS_B432_1-18GHz_3M_1116 - HORIZONTAL	Power : AC 120V/60HZ
EUT : UHD551-L	Note : Mode 1: Tx_SISO Mode_802.11a_5220MHz_Ant0

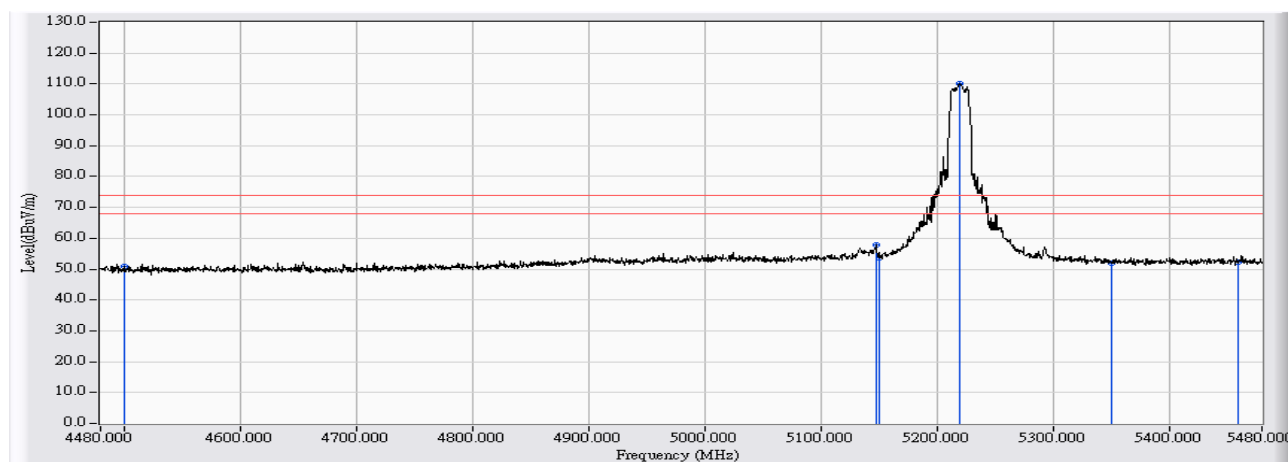


		Frequency (MHz)	Correct Factor (dB)	Reading Level (dBuV)	Measure Level (dBuV/m)	Margin (dB)	Limit (dBuV/m)	Detector Type
1		4500.000	7.100	30.511	37.612	-16.388	54.000	AVERAGE
2		5146.500	8.473	38.770	47.242	-6.758	54.000	AVERAGE
3		5150.000	8.475	35.309	43.784	-10.216	54.000	AVERAGE
4	*	5219.000	8.523	92.901	101.424	47.424	54.000	AVERAGE
5		5350.000	8.600	32.905	41.505	-12.495	54.000	AVERAGE
6		5460.000	8.660	32.280	40.940	-13.060	54.000	AVERAGE

**Note:**

1. All readings above 1GHz are performed with peak and/or average measurements as necessary.
2. Peak measurements: RBW = 1MHz, VBW = 1MHz, Sweep: Auto.
3. Average measurements: RBW = 1MHz, VBW = 10 Hz, Sweep: Auto.
4. " \* ", means this data is the worst emission level.
5. Measurement Level = Reading Level + Correct Factor.
6. The average measurement was not performed when the peak measured data under the limit of average detection.

Site : CB4-H	Time : 2017/04/12
Limit : FCC_SpartC_15.209_03M_PK	Margin : 6
Probe : CB4-H_FCC_EFS_B432_1-18GHz_3M_1116 - VERTICAL	Power : AC 120V/60HZ
EUT : UHD551-L	Note : Mode 1: Tx_SISO Mode_802.11a_5220MHz_Ant0

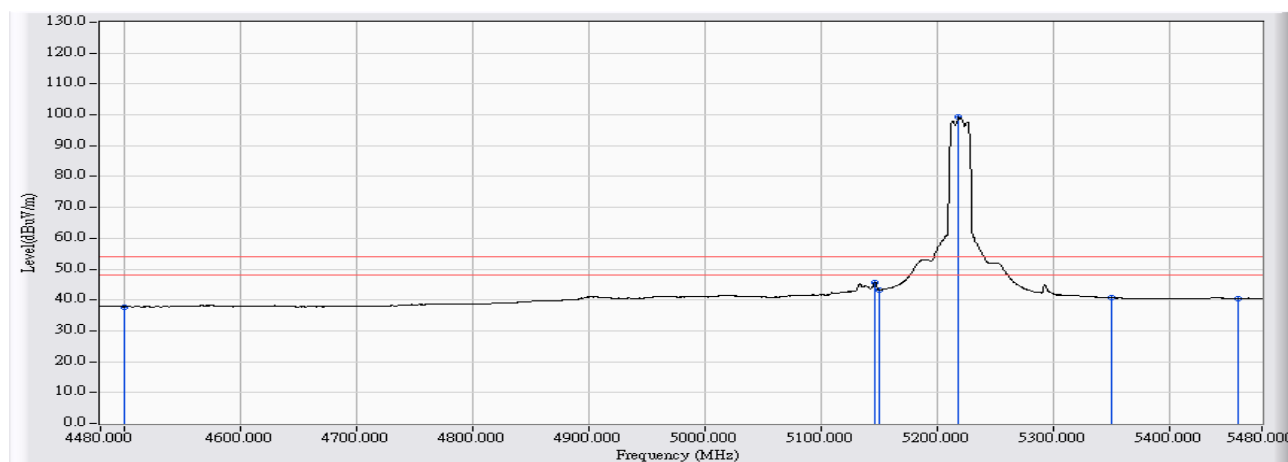


		Frequency (MHz)	Correct Factor (dB)	Reading Level (dBuV)	Measure Level (dBuV/m)	Margin (dB)	Limit (dBuV/m)	Detector Type
1		4500.000	7.100	43.804	50.905	-23.095	74.000	PEAK
2		5148.000	8.473	49.280	57.753	-16.247	74.000	PEAK
3		5150.000	8.475	45.279	53.754	-20.246	74.000	PEAK
4	*	5219.500	8.523	101.517	110.041	36.041	74.000	PEAK
5		5350.000	8.600	43.497	52.097	-21.903	74.000	PEAK
6		5460.000	8.660	43.669	52.329	-21.671	74.000	PEAK

Note:

1. All readings above 1GHz are performed with peak and/or average measurements as necessary.
2. Peak measurements: RBW = 1MHz, VBW = 1MHz, Sweep: Auto.
3. Average measurements: RBW = 1MHz, VBW = 10 Hz, Sweep: Auto.
4. " \* ", means this data is the worst emission level.
5. Measurement Level = Reading Level + Correct Factor.
6. The average measurement was not performed when the peak measured data under the limit of average detection.

Site : CB4-H	Time : 2017/04/12
Limit : FCC_SpartC_15.209_03M_AV	Margin : 6
Probe : CB4-H_FCC_EFS_B432_1-18GHz_3M_1116 - VERTICAL	Power : AC 120V/60HZ
EUT : UHD551-L	Note : Mode 1: Tx_SISO Mode_802.11a_5220MHz_Ant0

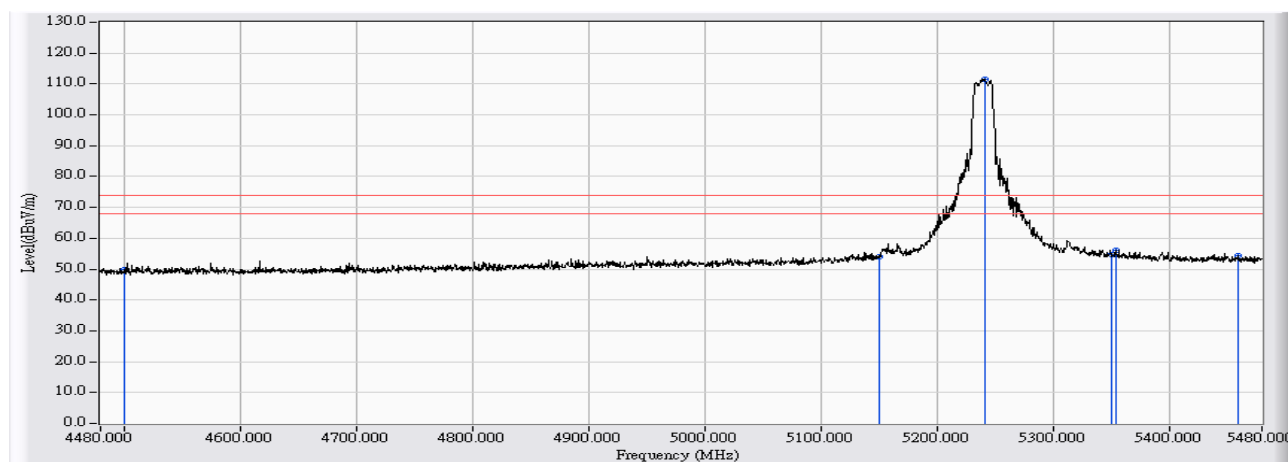


		Frequency (MHz)	Correct Factor (dB)	Reading Level (dBuV)	Measure Level (dBuV/m)	Margin (dB)	Limit (dBuV/m)	Detector Type
1		4500.000	7.100	30.711	37.812	-16.188	54.000	AVERAGE
2		5147.000	8.474	37.310	45.783	-8.217	54.000	AVERAGE
3		5150.000	8.475	34.730	43.205	-10.795	54.000	AVERAGE
4	*	5219.000	8.523	90.649	99.172	45.172	54.000	AVERAGE
5		5350.000	8.600	32.183	40.783	-13.217	54.000	AVERAGE
6		5460.000	8.660	31.893	40.553	-13.447	54.000	AVERAGE

**Note:**

1. All readings above 1GHz are performed with peak and/or average measurements as necessary.
2. Peak measurements: RBW = 1MHz, VBW = 1MHz, Sweep: Auto.
3. Average measurements: RBW = 1MHz, VBW = 10 Hz, Sweep: Auto.
4. " \* ", means this data is the worst emission level.
5. Measurement Level = Reading Level + Correct Factor.
6. The average measurement was not performed when the peak measured data under the limit of average detection.

Site : CB4-H	Time : 2017/04/12
Limit : FCC_SpartC_15.209_03M_PK	Margin : 6
Probe : CB4-H_FCC_EFS_B432_1-18GHz_3M_1116 - HORIZONTAL	Power : AC 120V/60HZ
EUT : UHD551-L	Note : Mode 1: Tx_SISO Mode_802.11a_5240MHz_Ant0



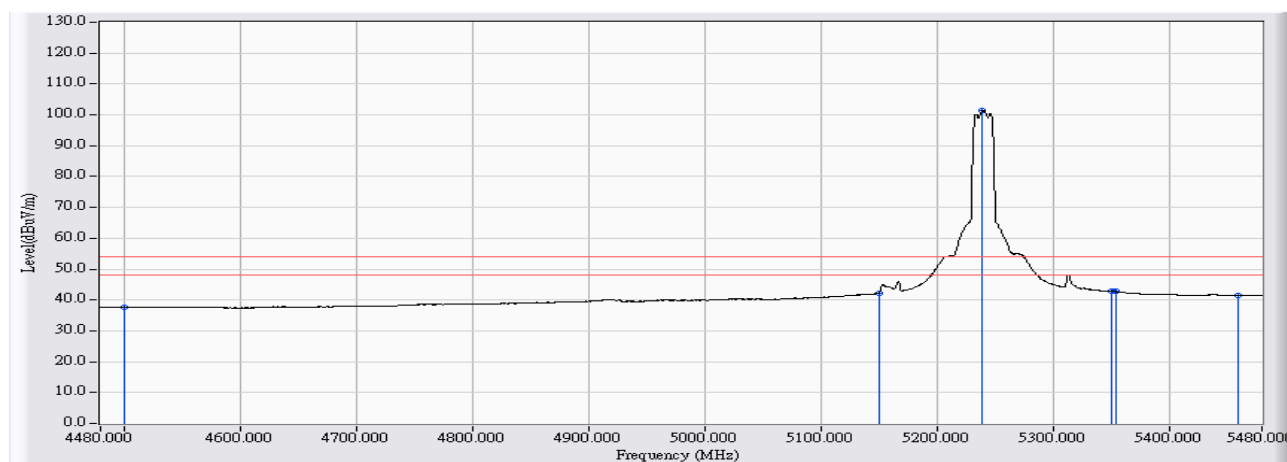
		Frequency (MHz)	Correct Factor (dB)	Reading Level (dBuV)	Measure Level (dBuV/m)	Margin (dB)	Limit (dBuV/m)	Detector Type
1		4500.000	7.100	42.881	49.982	-24.018	74.000	PEAK
2		5150.000	8.475	45.659	54.134	-19.866	74.000	PEAK
3	*	5241.000	8.539	102.919	111.458	37.458	74.000	PEAK
4		5350.000	8.600	46.114	54.714	-19.286	74.000	PEAK
5		5354.500	8.602	47.545	56.147	-17.853	74.000	PEAK
6		5460.000	8.660	45.767	54.427	-19.573	74.000	PEAK

## Note:

1. All readings above 1GHz are performed with peak and/or average measurements as necessary.
2. Peak measurements: RBW = 1MHz, VBW = 1MHz, Sweep: Auto.
3. Average measurements: RBW = 1MHz, VBW = 10 Hz, Sweep: Auto.
4. " \* ", means this data is the worst emission level.
5. Measurement Level = Reading Level + Correct Factor.
6. The average measurement was not performed when the peak measured data under the limit of average detection.



Site : CB4-H	Time : 2017/04/12
Limit : FCC_SpartC_15.209_03M_AV	Margin : 6
Probe : CB4-H_FCC_EFS_B432_1-18GHz_3M_1116 - HORIZONTAL	Power : AC 120V/60HZ
EUT : UHD551-L	Note : Mode 1: Tx_SISO Mode_802.11a_5240MHz_Ant0

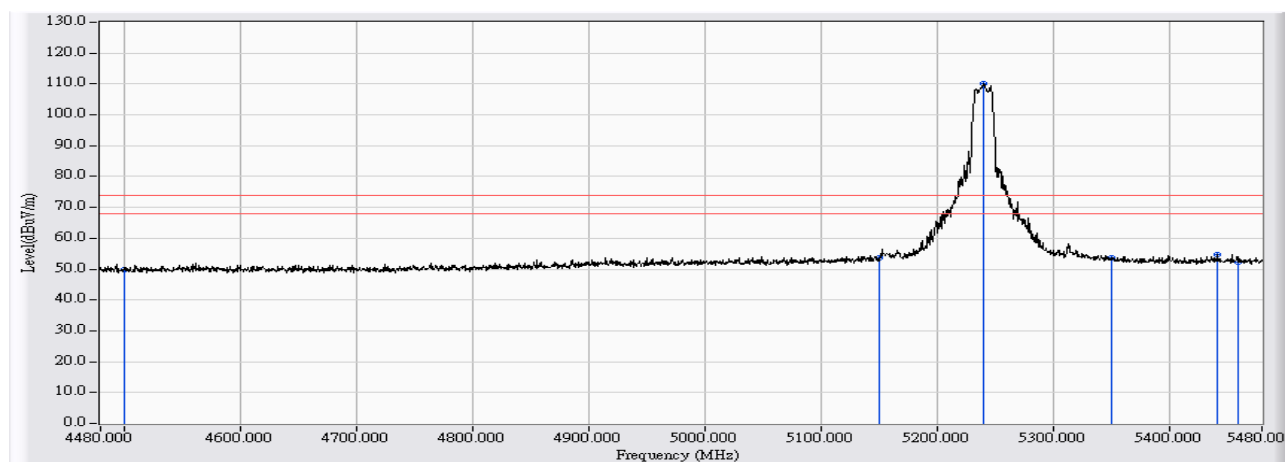


		Frequency (MHz)	Correct Factor (dB)	Reading Level (dBuV)	Measure Level (dBuV/m)	Margin (dB)	Limit (dBuV/m)	Detector Type
1		4500.000	7.100	30.417	37.518	-16.482	54.000	AVERAGE
2		5150.000	8.475	33.630	42.105	-11.895	54.000	AVERAGE
3	*	5239.000	8.537	92.935	101.472	47.472	54.000	AVERAGE
4		5350.000	8.600	34.214	42.814	-11.186	54.000	AVERAGE
5		5354.000	8.602	34.103	42.705	-11.295	54.000	AVERAGE
6		5460.000	8.660	32.885	41.545	-12.455	54.000	AVERAGE

Note:

1. All readings above 1GHz are performed with peak and/or average measurements as necessary.
2. Peak measurements: RBW = 1MHz, VBW = 1MHz, Sweep: Auto.
3. Average measurements: RBW = 1MHz, VBW = 10 Hz, Sweep: Auto.
4. " \* ", means this data is the worst emission level.
5. Measurement Level = Reading Level + Correct Factor.
6. The average measurement was not performed when the peak measured data under the limit of average detection.

Site : CB4-H	Time : 2017/04/12
Limit : FCC_SpartC_15.209_03M_PK	Margin : 6
Probe : CB4-H_FCC_EFS_B432_1-18GHz_3M_1116 - VERTICAL	Power : AC 120V/60HZ
EUT : UHD551-L	Note : Mode 1: Tx_SISO Mode_802.11a_5240MHz_Ant0

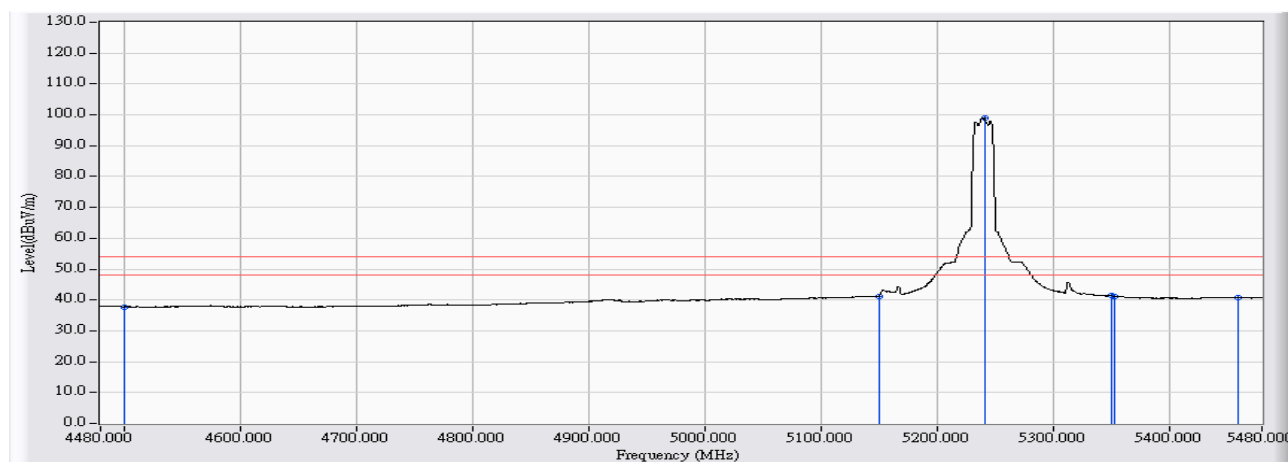


	Frequency (MHz)	Correct Factor (dB)	Reading Level (dBuV)	Measure Level (dBuV/m)	Margin (dB)	Limit (dBuV/m)	Detector Type
1	4500.000	7.100	42.766	49.867	-24.133	74.000	PEAK
2	5150.000	8.475	45.147	53.622	-20.378	74.000	PEAK
3	* 5240.500	8.539	101.737	110.275	36.275	74.000	PEAK
4	5350.000	8.600	45.170	53.770	-20.230	74.000	PEAK
5	5441.500	8.651	46.212	54.862	-19.138	74.000	PEAK
6	5460.000	8.660	43.676	52.336	-21.664	74.000	PEAK

**Note:**

1. All readings above 1GHz are performed with peak and/or average measurements as necessary.
2. Peak measurements: RBW = 1MHz, VBW = 1MHz, Sweep: Auto.
3. Average measurements: RBW = 1MHz, VBW = 10 Hz, Sweep: Auto.
4. " \* ", means this data is the worst emission level.
5. Measurement Level = Reading Level + Correct Factor.
6. The average measurement was not performed when the peak measured data under the limit of average detection.

Site : CB4-H	Time : 2017/04/12
Limit : FCC_SpartC_15.209_03M_AV	Margin : 6
Probe : CB4-H_FCC_EFS_B432_1-18GHz_3M_1116 - VERTICAL	Power : AC 120V/60HZ
EUT : UHD551-L	Note : Mode 1: Tx_SISO Mode_802.11a_5240MHz_Ant0

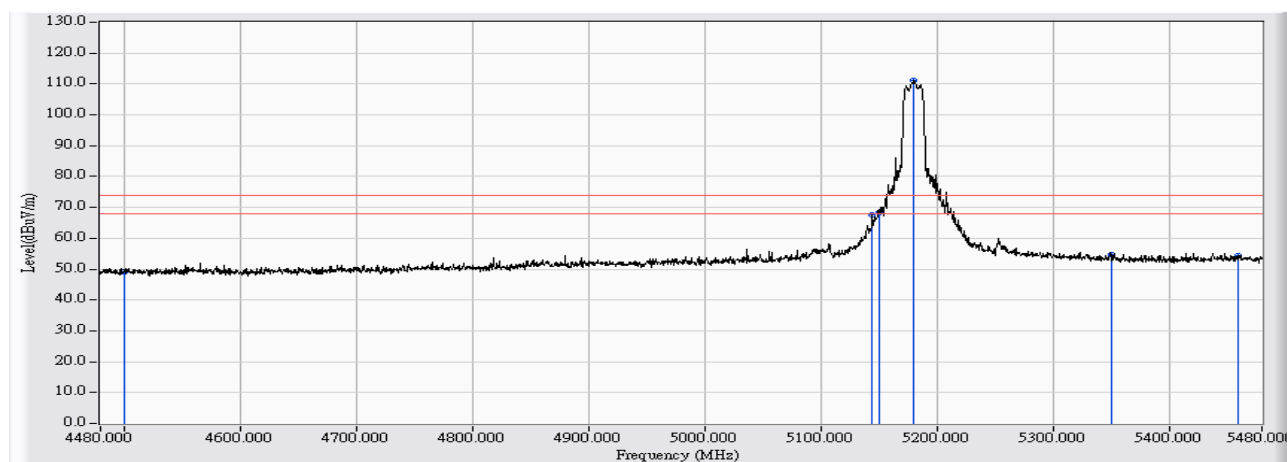


	Frequency (MHz)	Correct Factor (dB)	Reading Level (dBuV)	Measure Level (dBuV/m)	Margin (dB)	Limit (dBuV/m)	Detector Type
1	4500.000	7.100	30.638	37.739	-16.261	54.000	AVERAGE
2	5150.000	8.475	32.628	41.103	-12.897	54.000	AVERAGE
3	* 5241.000	8.539	90.531	99.070	45.070	54.000	AVERAGE
4	5350.000	8.600	32.757	41.357	-12.643	54.000	AVERAGE
5	5352.500	8.602	32.631	41.232	-12.768	54.000	AVERAGE
6	5460.000	8.660	32.053	40.713	-13.287	54.000	AVERAGE

Note:

1. All readings above 1GHz are performed with peak and/or average measurements as necessary.
2. Peak measurements: RBW = 1MHz, VBW = 1MHz, Sweep: Auto.
3. Average measurements: RBW = 1MHz, VBW = 10 Hz, Sweep: Auto.
4. " \* ", means this data is the worst emission level.
5. Measurement Level = Reading Level + Correct Factor.
6. The average measurement was not performed when the peak measured data under the limit of average detection.

Site : CB4-H	Time : 2017/04/12
Limit : FCC_SpartC_15.209_03M_PK	Margin : 6
Probe : CB4-H_FCC_EFS_B432_1-18GHz_3M_1116 - HORIZONTAL	Power : AC 120V/60HZ
EUT : UHD551-L	Note : Mode 1: Tx_SISO Mode_802.11a_5180MHz_Ant1

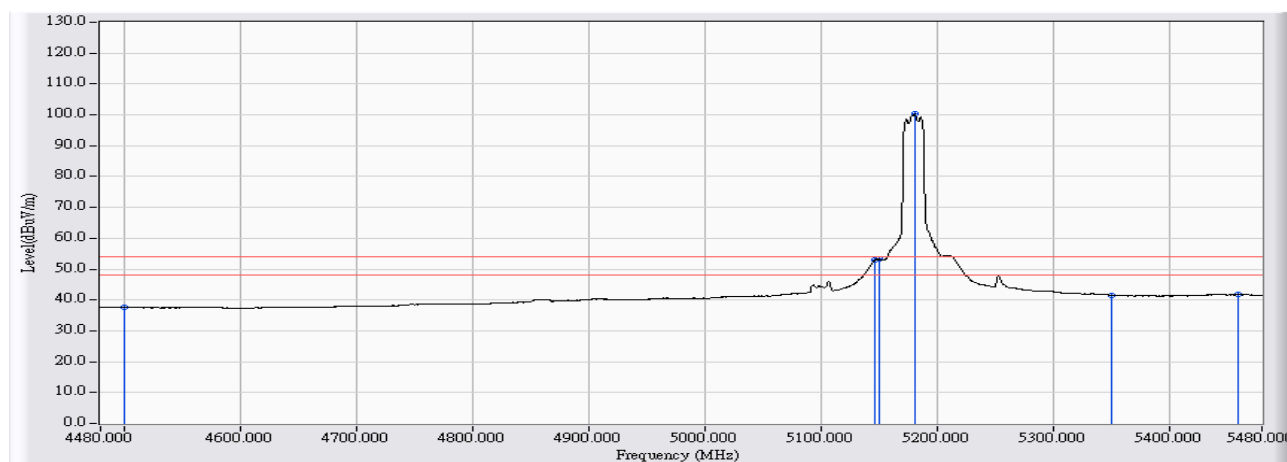


		Frequency (MHz)	Correct Factor (dB)	Reading Level (dBuV)	Measure Level (dBuV/m)	Margin (dB)	Limit (dBuV/m)	Detector Type
1		4500.000	7.100	42.096	49.197	-24.803	74.000	PEAK
2		5144.000	8.470	59.277	67.748	-6.252	74.000	PEAK
3		5150.000	8.475	59.979	68.454	-5.546	74.000	PEAK
4	*	5180.500	8.496	102.779	111.275	37.275	74.000	PEAK
5		5350.000	8.600	45.952	54.552	-19.448	74.000	PEAK
6		5460.000	8.660	45.661	54.321	-19.679	74.000	PEAK

**Note:**

1. All readings above 1GHz are performed with peak and/or average measurements as necessary.
2. Peak measurements: RBW = 1MHz, VBW = 1MHz, Sweep: Auto.
3. Average measurements: RBW = 1MHz, VBW = 10 Hz, Sweep: Auto.
4. " \* ", means this data is the worst emission level.
5. Measurement Level = Reading Level + Correct Factor.
6. The average measurement was not performed when the peak measured data under the limit of average detection.

Site : CB4-H	Time : 2017/04/12
Limit : FCC_SpartC_15.209_03M_AV	Margin : 6
Probe : CB4-H_FCC_EFS_B432_1-18GHz_3M_1116 - HORIZONTAL	Power : AC 120V/60HZ
EUT : UHD551-L	Note : Mode 1: Tx_SISO Mode_802.11a_5180MHz_Ant1

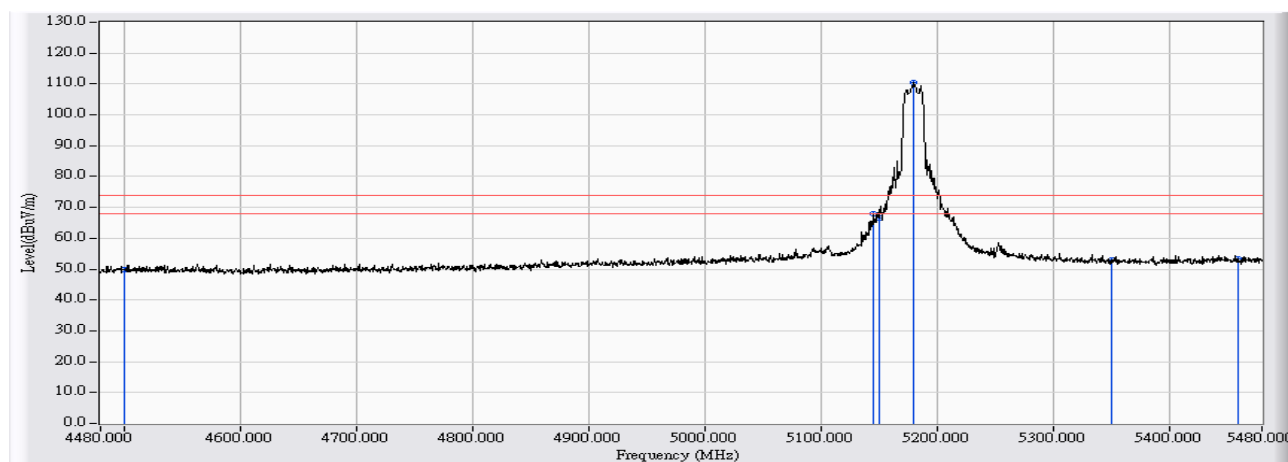


		Frequency (MHz)	Correct Factor (dB)	Reading Level (dBuV)	Measure Level (dBuV/m)	Margin (dB)	Limit (dBuV/m)	Detector Type
1		4500.000	7.100	30.417	37.518	-16.482	54.000	AVERAGE
2		5147.000	8.474	44.510	52.983	-1.017	54.000	AVERAGE
3		5150.000	8.475	44.700	53.175	-0.825	54.000	AVERAGE
4	*	5181.000	8.497	91.715	100.212	46.212	54.000	AVERAGE
5		5350.000	8.600	32.929	41.529	-12.471	54.000	AVERAGE
6		5460.000	8.660	33.060	41.720	-12.280	54.000	AVERAGE

Note:

1. All readings above 1GHz are performed with peak and/or average measurements as necessary.
2. Peak measurements: RBW = 1MHz, VBW = 1MHz, Sweep: Auto.
3. Average measurements: RBW = 1MHz, VBW = 10 Hz, Sweep: Auto.
4. " \* ", means this data is the worst emission level.
5. Measurement Level = Reading Level + Correct Factor.
6. The average measurement was not performed when the peak measured data under the limit of average detection.

Site : CB4-H	Time : 2017/04/12
Limit : FCC_SpartC_15.209_03M_PK	Margin : 6
Probe : CB4-H_FCC_EFS_B432_1-18GHz_3M_1116 - HORIZONTAL	Power : AC 120V/60HZ
EUT : UHD551-L	Note : Mode 1: Tx_SISO Mode_802.11a_5180MHz_Ant1

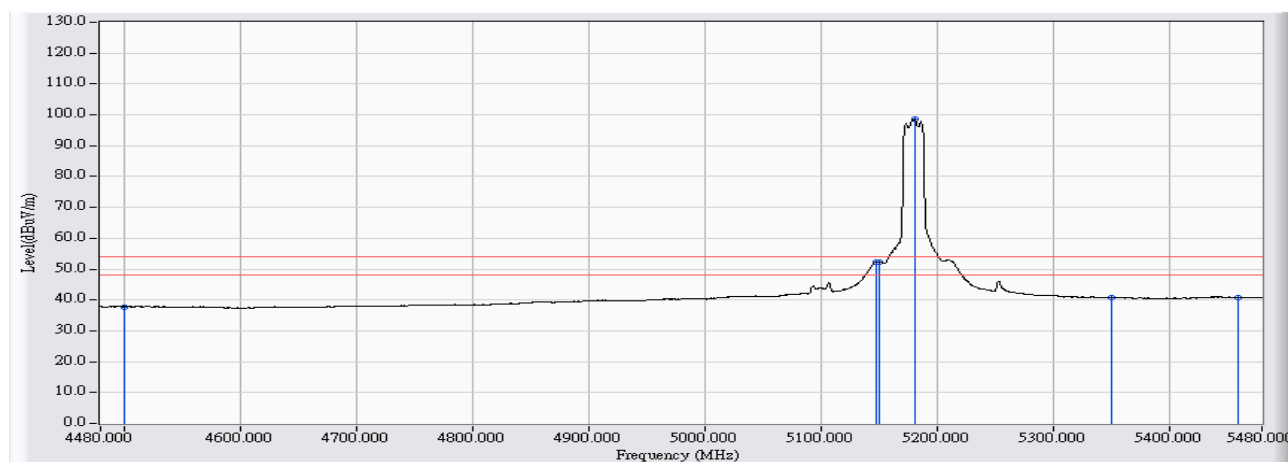


		Frequency (MHz)	Correct Factor (dB)	Reading Level (dBuV)	Measure Level (dBuV/m)	Margin (dB)	Limit (dBuV/m)	Detector Type
1		4500.000	7.100	42.596	49.697	-24.303	74.000	PEAK
2		5146.000	8.473	59.404	67.876	-6.124	74.000	PEAK
3		5150.000	8.475	58.260	66.735	-7.265	74.000	PEAK
4	*	5179.500	8.495	101.964	110.460	36.460	74.000	PEAK
5		5350.000	8.600	44.540	53.140	-20.860	74.000	PEAK
6		5460.000	8.660	44.604	53.264	-20.736	74.000	PEAK

## Note:

1. All readings above 1GHz are performed with peak and/or average measurements as necessary.
2. Peak measurements: RBW = 1MHz, VBW = 1MHz, Sweep: Auto.
3. Average measurements: RBW = 1MHz, VBW = 10 Hz, Sweep: Auto.
4. " \* ", means this data is the worst emission level.
5. Measurement Level = Reading Level + Correct Factor.
6. The average measurement was not performed when the peak measured data under the limit of average detection.

Site : CB4-H	Time : 2017/04/12
Limit : FCC_SpartC_15.209_03M_AV	Margin : 6
Probe : CB4-H_FCC_EFS_B432_1-18GHz_3M_1116 - HORIZONTAL	Power : AC 120V/60HZ
EUT : UHD551-L	Note : Mode 1: Tx_SISO Mode_802.11a_5180MHz_Ant1

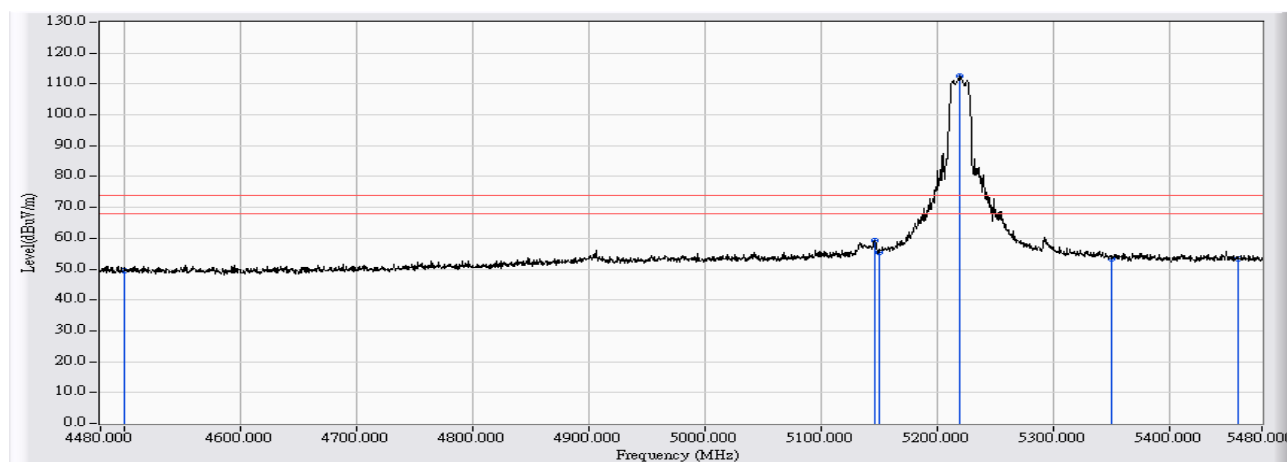


		Frequency (MHz)	Correct Factor (dB)	Reading Level (dBuV)	Measure Level (dBuV/m)	Margin (dB)	Limit (dBuV/m)	Detector Type
1		4500.000	7.100	30.702	37.803	-16.197	54.000	AVERAGE
2		5148.000	8.473	43.857	52.330	-1.670	54.000	AVERAGE
3		5150.000	8.475	43.867	52.342	-1.658	54.000	AVERAGE
4	*	5181.000	8.497	90.050	98.547	44.547	54.000	AVERAGE
5		5350.000	8.600	32.124	40.724	-13.276	54.000	AVERAGE
6		5460.000	8.660	32.241	40.901	-13.099	54.000	AVERAGE

## Note:

1. All readings above 1GHz are performed with peak and/or average measurements as necessary.
2. Peak measurements: RBW = 1MHz, VBW = 1MHz, Sweep: Auto.
3. Average measurements: RBW = 1MHz, VBW = 10 Hz, Sweep: Auto.
4. " \* ", means this data is the worst emission level.
5. Measurement Level = Reading Level + Correct Factor.
6. The average measurement was not performed when the peak measured data under the limit of average detection.

Site : CB4-H	Time : 2017/04/12
Limit : FCC_SpartC_15.209_03M_PK	Margin : 6
Probe : CB4-H_FCC_EFS_B432_1-18GHz_3M_1116 - HORIZONTAL	Power : AC 120V/60HZ
EUT : UHD551-L	Note : Mode 1: Tx_SISO Mode_802.11a_5220MHz_Ant1



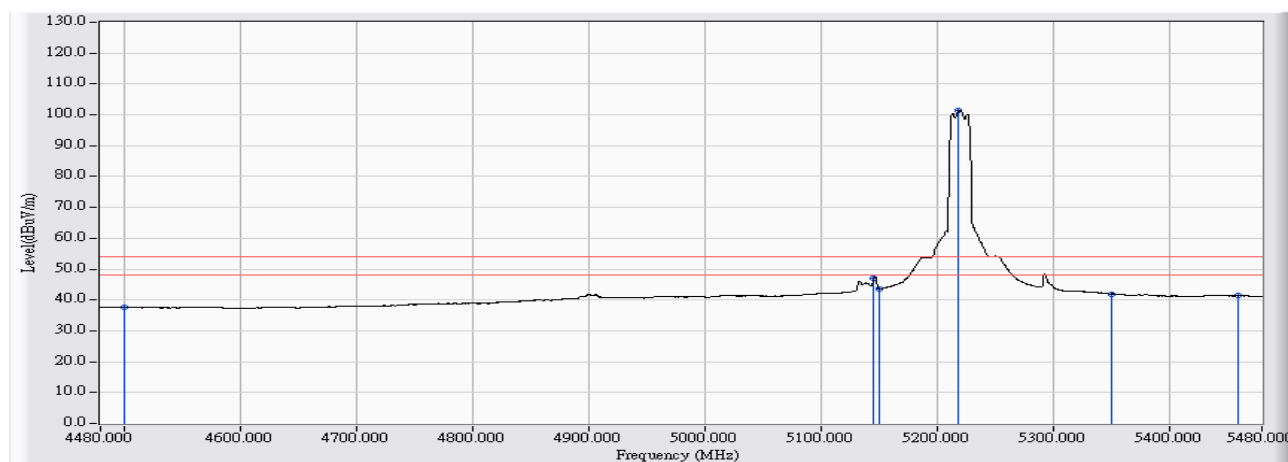
		Frequency (MHz)	Correct Factor (dB)	Reading Level (dBuV)	Measure Level (dBuV/m)	Margin (dB)	Limit (dBuV/m)	Detector Type
1		4500.000	7.100	42.234	49.335	-24.665	74.000	PEAK
2		5146.500	8.473	50.683	59.155	-14.845	74.000	PEAK
3		5150.000	8.475	46.832	55.307	-18.693	74.000	PEAK
4	*	5220.000	8.524	104.021	112.545	38.545	74.000	PEAK
5		5350.000	8.600	44.864	53.464	-20.536	74.000	PEAK
6		5460.000	8.660	44.696	53.356	-20.644	74.000	PEAK

## Note:

1. All readings above 1GHz are performed with peak and/or average measurements as necessary.
2. Peak measurements: RBW = 1MHz, VBW = 1MHz, Sweep: Auto.
3. Average measurements: RBW = 1MHz, VBW = 10 Hz, Sweep: Auto.
4. " \* ", means this data is the worst emission level.
5. Measurement Level = Reading Level + Correct Factor.
6. The average measurement was not performed when the peak measured data under the limit of average detection.



Site : CB4-H	Time : 2017/04/12
Limit : FCC_SpartC_15.209_03M_AV	Margin : 6
Probe : CB4-H_FCC_EFS_B432_1-18GHz_3M_1116 - HORIZONTAL	Power : AC 120V/60HZ
EUT : UHD551-L	Note : Mode 1: Tx_SISO Mode_802.11a_5220MHz_Ant1

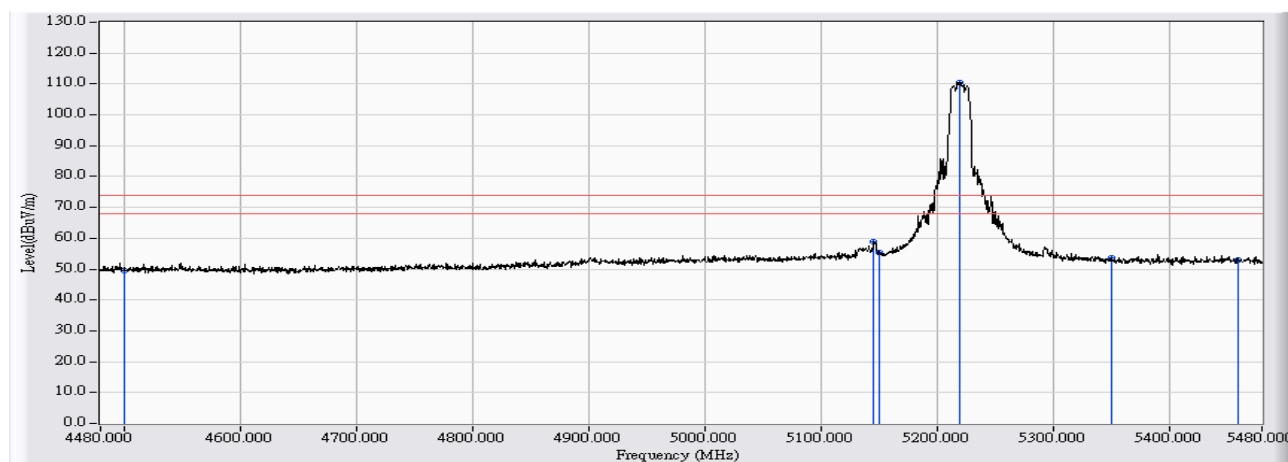


		Frequency (MHz)	Correct Factor (dB)	Reading Level (dBuV)	Measure Level (dBuV/m)	Margin (dB)	Limit (dBuV/m)	Detector Type
1		4500.000	7.100	30.432	37.533	-16.467	54.000	AVERAGE
2		5146.000	8.473	38.493	46.965	-7.035	54.000	AVERAGE
3		5150.000	8.475	35.095	43.570	-10.430	54.000	AVERAGE
4	*	5219.000	8.523	92.915	101.438	47.438	54.000	AVERAGE
5		5350.000	8.600	33.315	41.915	-12.085	54.000	AVERAGE
6		5460.000	8.660	32.691	41.351	-12.649	54.000	AVERAGE

Note:

1. All readings above 1GHz are performed with peak and/or average measurements as necessary.
2. Peak measurements: RBW = 1MHz, VBW = 1MHz, Sweep: Auto.
3. Average measurements: RBW = 1MHz, VBW = 10 Hz, Sweep: Auto.
4. " \* ", means this data is the worst emission level.
5. Measurement Level = Reading Level + Correct Factor.
6. The average measurement was not performed when the peak measured data under the limit of average detection.

Site : CB4-H	Time : 2017/04/12
Limit : FCC_SpartC_15.209_03M_PK	Margin : 6
Probe : CB4-H_FCC_EFS_B432_1-18GHz_3M_1116 - HORIZONTAL	Power : AC 120V/60HZ
EUT : UHD551-L	Note : Mode 1: Tx_SISO Mode_802.11a_5220MHz_Ant1

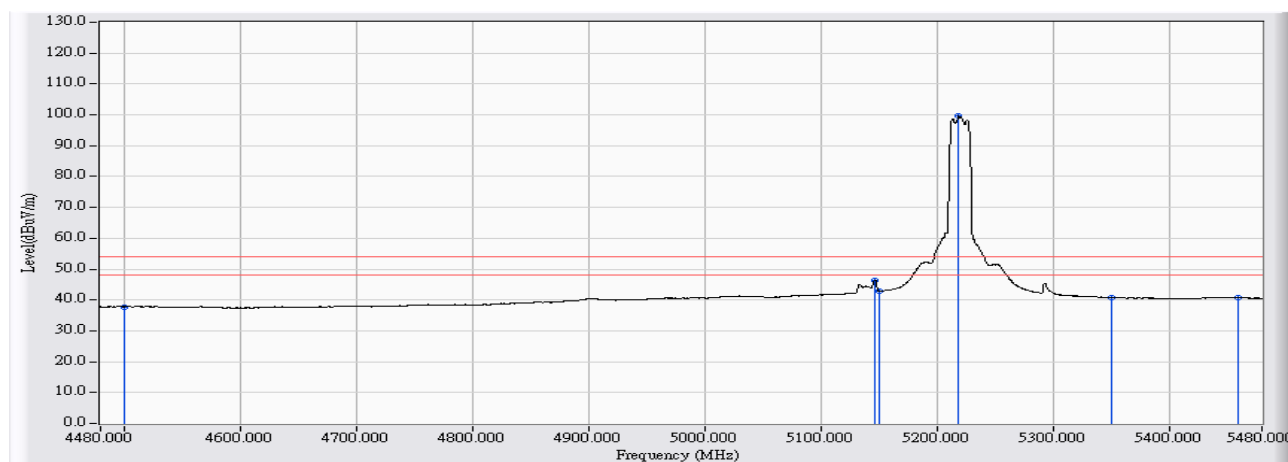


		Frequency (MHz)	Correct Factor (dB)	Reading Level (dBuV)	Measure Level (dBuV/m)	Margin (dB)	Limit (dBuV/m)	Detector Type
1		4500.000	7.100	42.379	49.480	-24.520	74.000	PEAK
2		5146.000	8.473	50.358	58.830	-15.170	74.000	PEAK
3		5150.000	8.475	46.768	55.243	-18.757	74.000	PEAK
4	*	5219.500	8.523	102.113	110.637	36.637	74.000	PEAK
5		5350.000	8.600	44.972	53.572	-20.428	74.000	PEAK
6		5460.000	8.660	44.436	53.096	-20.904	74.000	PEAK

Note:

1. All readings above 1GHz are performed with peak and/or average measurements as necessary.
2. Peak measurements: RBW = 1MHz, VBW = 1MHz, Sweep: Auto.
3. Average measurements: RBW = 1MHz, VBW = 10 Hz, Sweep: Auto.
4. " \* ", means this data is the worst emission level.
5. Measurement Level = Reading Level + Correct Factor.
6. The average measurement was not performed when the peak measured data under the limit of average detection.

Site : CB4-H	Time : 2017/04/12
Limit : FCC_SpartC_15.209_03M_AV	Margin : 6
Probe : CB4-H_FCC_EFS_B432_1-18GHz_3M_1116 - HORIZONTAL	Power : AC 120V/60HZ
EUT : UHD551-L	Note : Mode 1: Tx_SISO Mode_802.11a_5220MHz_Ant1

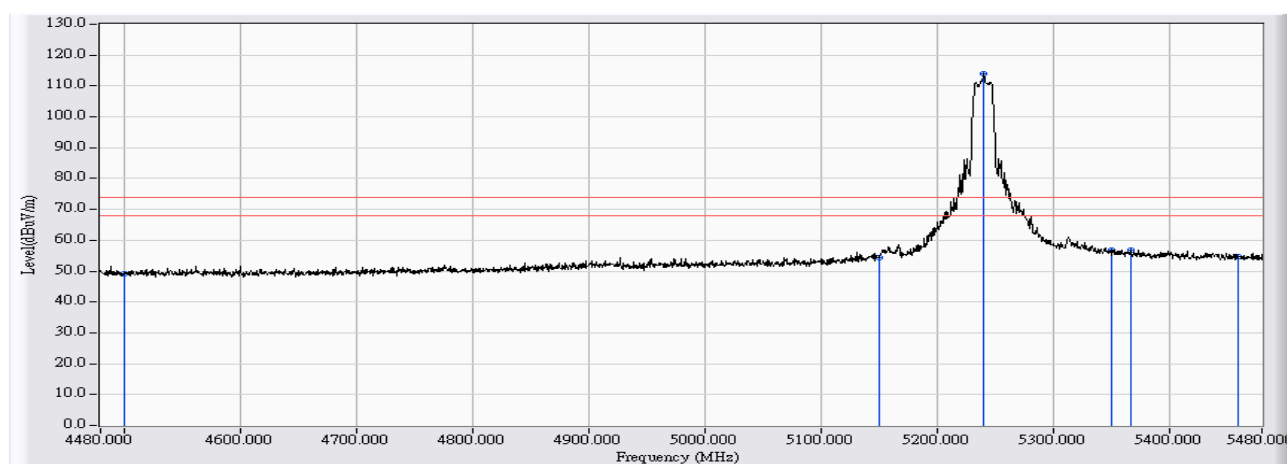


		Frequency (MHz)	Correct Factor (dB)	Reading Level (dBuV)	Measure Level (dBuV/m)	Margin (dB)	Limit (dBuV/m)	Detector Type
1		4500.000	7.100	30.712	37.813	-16.187	54.000	AVERAGE
2		5146.500	8.473	37.941	46.413	-7.587	54.000	AVERAGE
3		5150.000	8.475	34.433	42.908	-11.092	54.000	AVERAGE
4	*	5219.000	8.523	91.001	99.524	45.524	54.000	AVERAGE
5		5350.000	8.600	32.154	40.754	-13.246	54.000	AVERAGE
6		5460.000	8.660	32.048	40.708	-13.292	54.000	AVERAGE

Note:

1. All readings above 1GHz are performed with peak and/or average measurements as necessary.
2. Peak measurements: RBW = 1MHz, VBW = 1MHz, Sweep: Auto.
3. Average measurements: RBW = 1MHz, VBW = 10 Hz, Sweep: Auto.
4. " \* ", means this data is the worst emission level.
5. Measurement Level = Reading Level + Correct Factor.
6. The average measurement was not performed when the peak measured data under the limit of average detection.

Site : CB4-H	Time : 2017/04/12
Limit : FCC_SpartC_15.209_03M_PK	Margin : 6
Probe : CB4-H_FCC_EFS_B432_1-18GHz_3M_1116 - HORIZONTAL	Power : AC 120V/60HZ
EUT : UHD551-L	Note : Mode 1: Tx_SISO Mode_802.11a_5240MHz_Ant1

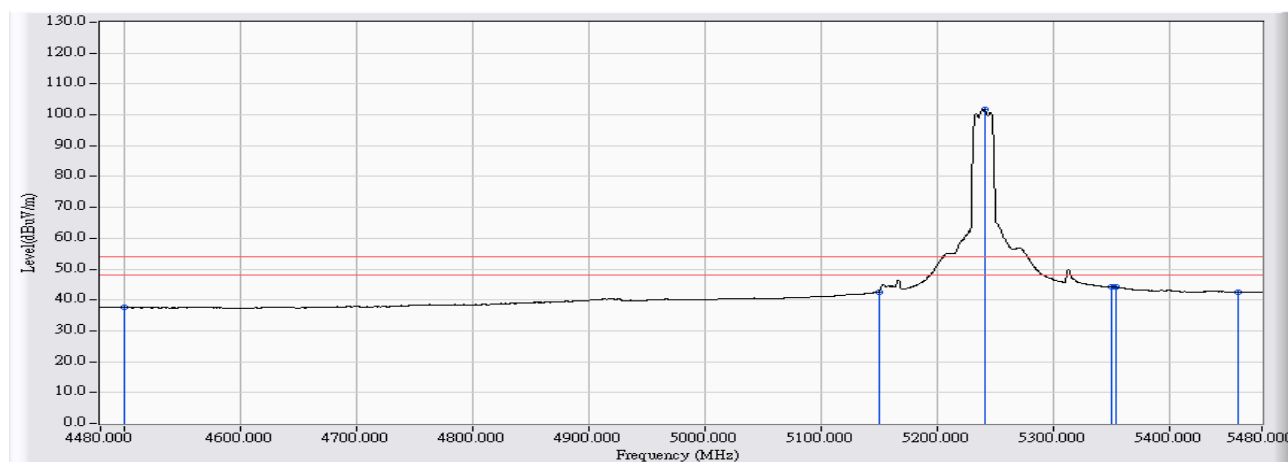


		Frequency (MHz)	Correct Factor (dB)	Reading Level (dBuV)	Measure Level (dBuV/m)	Margin (dB)	Limit (dBuV/m)	Detector Type
1		4500.000	7.100	42.117	49.218	-24.782	74.000	PEAK
2		5150.000	8.475	45.730	54.205	-19.795	74.000	PEAK
3	*	5240.500	8.539	105.269	113.807	39.807	74.000	PEAK
4		5350.000	8.600	48.251	56.851	-17.149	74.000	PEAK
5		5367.000	8.610	48.345	56.954	-17.046	74.000	PEAK
6		5460.000	8.660	45.915	54.575	-19.425	74.000	PEAK

Note:

1. All readings above 1GHz are performed with peak and/or average measurements as necessary.
2. Peak measurements: RBW = 1MHz, VBW = 1MHz, Sweep: Auto.
3. Average measurements: RBW = 1MHz, VBW = 10 Hz, Sweep: Auto.
4. " \* ", means this data is the worst emission level.
5. Measurement Level = Reading Level + Correct Factor.
6. The average measurement was not performed when the peak measured data under the limit of average detection.

Site : CB4-H	Time : 2017/04/12
Limit : FCC_SpartC_15.209_03M_AV	Margin : 6
Probe : CB4-H_FCC_EFS_B432_1-18GHz_3M_1116 - HORIZONTAL	Power : AC 120V/60HZ
EUT : UHD551-L	Note : Mode 1: Tx_SISO Mode_802.11a_5240MHz_Ant1

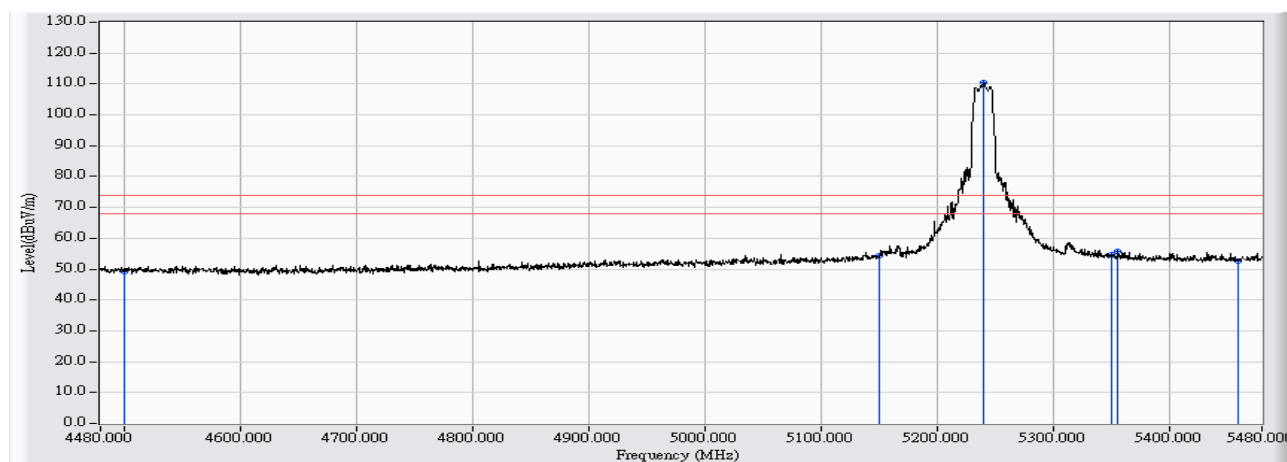


		Frequency (MHz)	Correct Factor (dB)	Reading Level (dBuV)	Measure Level (dBuV/m)	Margin (dB)	Limit (dBuV/m)	Detector Type
1		4500.000	7.100	30.435	37.536	-16.464	54.000	AVERAGE
2		5150.000	8.475	34.001	42.476	-11.524	54.000	AVERAGE
3	*	5241.000	8.539	93.341	101.880	47.880	54.000	AVERAGE
4		5350.000	8.600	35.567	44.167	-9.833	54.000	AVERAGE
5		5354.000	8.602	35.549	44.151	-9.849	54.000	AVERAGE
6		5460.000	8.660	33.947	42.607	-11.393	54.000	AVERAGE

Note:

1. All readings above 1GHz are performed with peak and/or average measurements as necessary.
2. Peak measurements: RBW = 1MHz, VBW = 1MHz, Sweep: Auto.
3. Average measurements: RBW = 1MHz, VBW = 10 Hz, Sweep: Auto.
4. " \* ", means this data is the worst emission level.
5. Measurement Level = Reading Level + Correct Factor.
6. The average measurement was not performed when the peak measured data under the limit of average detection.

Site : CB4-H	Time : 2017/04/12
Limit : FCC_SpartC_15.209_03M_PK	Margin : 6
Probe : CB4-H_FCC_EFS_B432_1-18GHz_3M_1116 - HORIZONTAL	Power : AC 120V/60HZ
EUT : UHD551-L	Note : Mode 1: Tx_SISO Mode_802.11a_5240MHz_Ant1

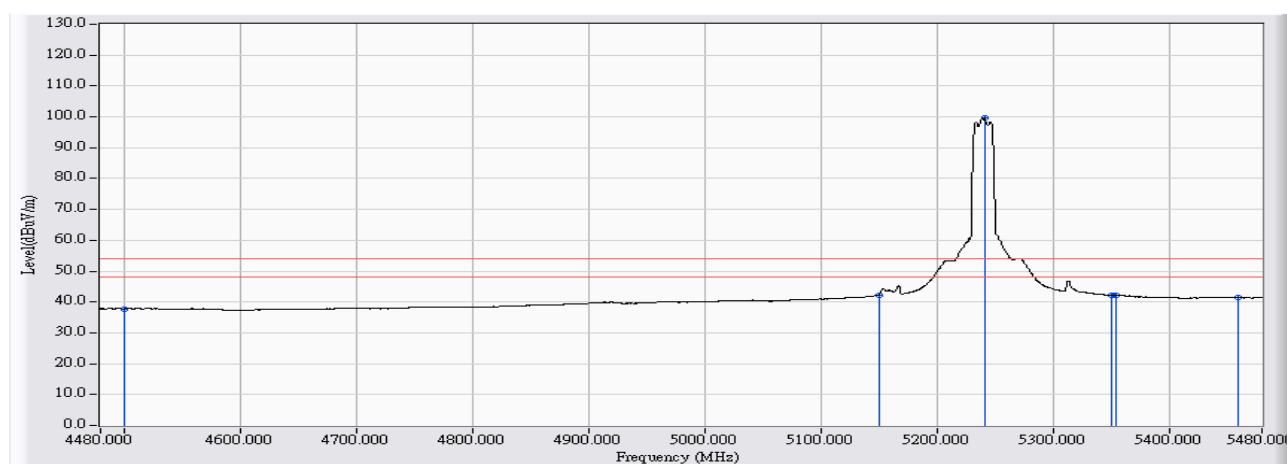


		Frequency (MHz)	Correct Factor (dB)	Reading Level (dBuV)	Measure Level (dBuV/m)	Margin (dB)	Limit (dBuV/m)	Detector Type
1		4500.000	7.100	42.137	49.238	-24.762	74.000	PEAK
2		5150.000	8.475	45.742	54.217	-19.783	74.000	PEAK
3	*	5240.500	8.539	101.918	110.456	36.456	74.000	PEAK
4		5350.000	8.600	46.119	54.719	-19.281	74.000	PEAK
5		5356.000	8.604	47.278	55.881	-18.119	74.000	PEAK
6		5460.000	8.660	44.023	52.683	-21.317	74.000	PEAK

## Note:

1. All readings above 1GHz are performed with peak and/or average measurements as necessary.
2. Peak measurements: RBW = 1MHz, VBW = 1MHz, Sweep: Auto.
3. Average measurements: RBW = 1MHz, VBW = 10 Hz, Sweep: Auto.
4. " \* ", means this data is the worst emission level.
5. Measurement Level = Reading Level + Correct Factor.
6. The average measurement was not performed when the peak measured data under the limit of average detection.

Site : CB4-H	Time : 2017/04/12
Limit : FCC_SpartC_15.209_03M_AV	Margin : 6
Probe : CB4-H_FCC_EFS_B432_1-18GHz_3M_1116 - HORIZONTAL	Power : AC 120V/60HZ
EUT : UHD551-L	Note : Mode 1: Tx_SISO Mode_802.11a_5240MHz_Ant1

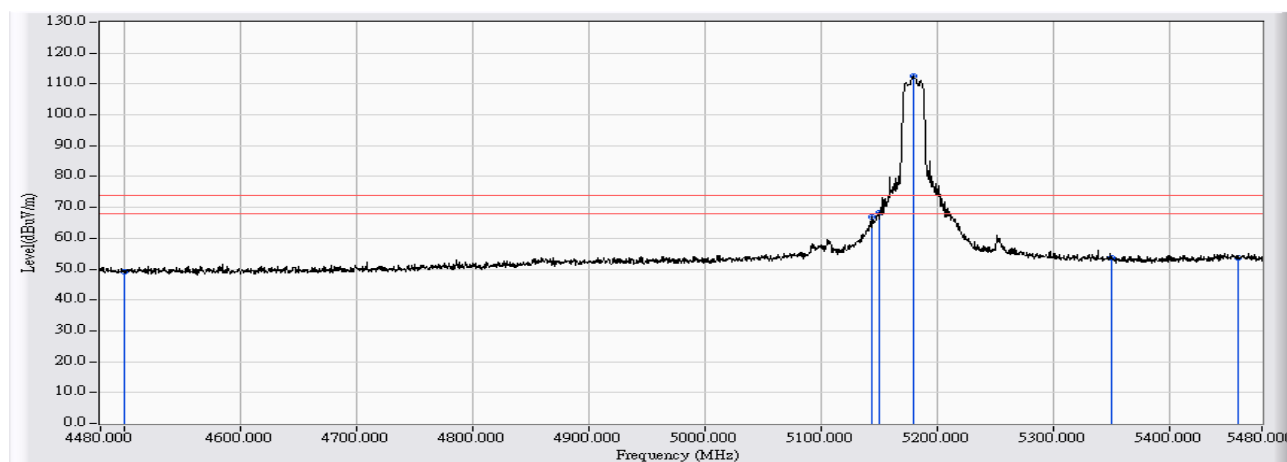


	Frequency (MHz)	Correct Factor (dB)	Reading Level (dBuV)	Measure Level (dBuV/m)	Margin (dB)	Limit (dBuV/m)	Detector Type
1	4500.000	7.100	30.702	37.803	-16.197	54.000	AVERAGE
2	5150.000	8.475	33.539	42.014	-11.986	54.000	AVERAGE
3	* 5241.000	8.539	91.027	99.566	45.566	54.000	AVERAGE
4	5350.000	8.600	33.676	42.276	-11.724	54.000	AVERAGE
5	5354.000	8.602	33.721	42.323	-11.677	54.000	AVERAGE
6	5460.000	8.660	32.694	41.354	-12.646	54.000	AVERAGE

Note:

1. All readings above 1GHz are performed with peak and/or average measurements as necessary.
2. Peak measurements: RBW = 1MHz, VBW = 1MHz, Sweep: Auto.
3. Average measurements: RBW = 1MHz, VBW = 10 Hz, Sweep: Auto.
4. " \* ", means this data is the worst emission level.
5. Measurement Level = Reading Level + Correct Factor.
6. The average measurement was not performed when the peak measured data under the limit of average detection.

Site : CB4-H	Time : 2017/04/12
Limit : FCC_SpartC_15.209_03M_PK	Margin : 6
Probe : CB4-H_FCC_EFS_B432_1-18GHz_3M_1116 - HORIZONTAL	Power : AC 120V/60HZ
EUT : UHD551-L	Note : Mode 2: Tx_MIMO Mode_802.11n(20M)_5180MHz



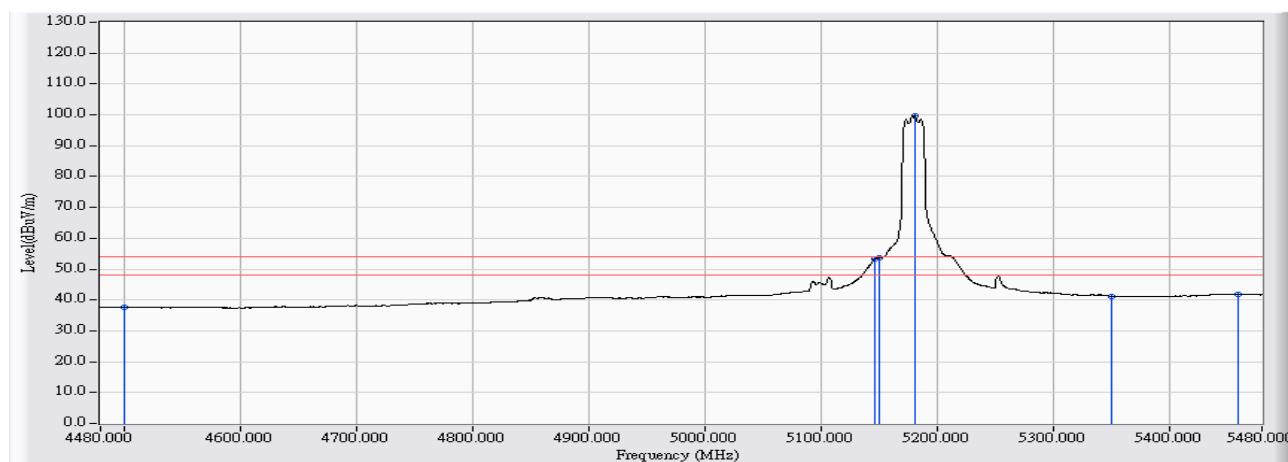
		Frequency (MHz)	Correct Factor (dB)	Reading Level (dBuV)	Measure Level (dBuV/m)	Margin (dB)	Limit (dBuV/m)	Detector Type
1		4500.000	7.100	41.950	49.051	-24.949	74.000	PEAK
2		5144.500	8.471	58.505	66.976	-7.024	74.000	PEAK
3		5150.000	8.475	59.716	68.191	-5.809	74.000	PEAK
4	*	5179.500	8.495	103.979	112.475	38.475	74.000	PEAK
5		5350.000	8.600	45.020	53.620	-20.380	74.000	PEAK
6		5460.000	8.660	44.889	53.549	-20.451	74.000	PEAK

## Note:

1. All readings above 1GHz are performed with peak and/or average measurements as necessary.
2. Peak measurements: RBW = 1MHz, VBW = 1MHz, Sweep: Auto.
3. Average measurements: RBW = 1MHz, VBW = 10 Hz, Sweep: Auto.
4. " \* ", means this data is the worst emission level.
5. Measurement Level = Reading Level + Correct Factor.
6. The average measurement was not performed when the peak measured data under the limit of average detection.



Site : CB4-H	Time : 2017/04/12
Limit : FCC_SpartC_15.209_03M_AV	Margin : 6
Probe : CB4-H_FCC_EFS_B432_1-18GHz_3M_1116 - HORIZONTAL	Power : AC 120V/60HZ
EUT : UHD551-L	Note : Mode 2: Tx_MIMO Mode_802.11n(20M)_5180MHz

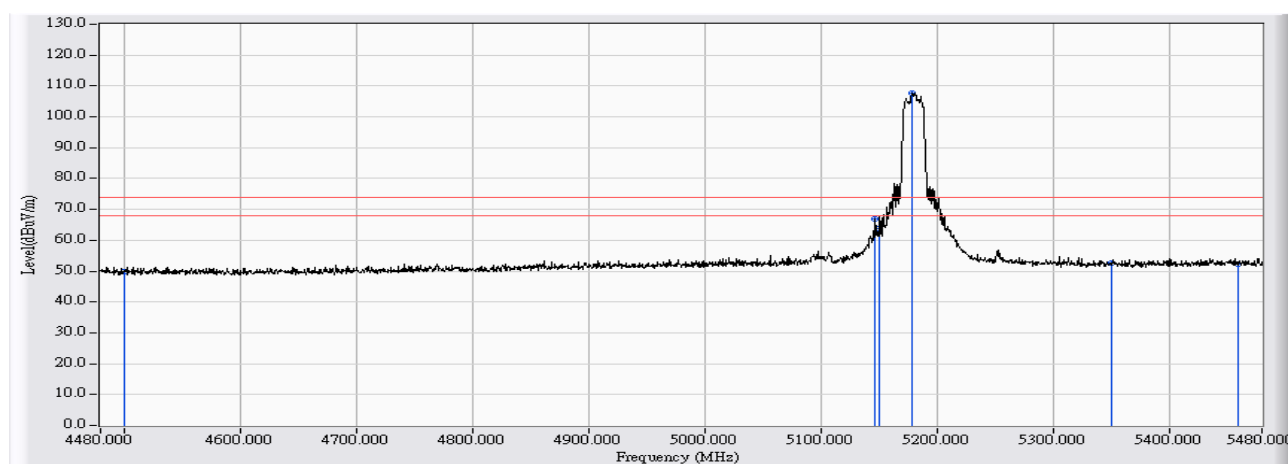


		Frequency (MHz)	Correct Factor (dB)	Reading Level (dBuV)	Measure Level (dBuV/m)	Margin (dB)	Limit (dBuV/m)	Detector Type
1		4500.000	7.100	30.474	37.575	-16.425	54.000	AVERAGE
2		5147.000	8.474	44.946	53.419	-0.581	54.000	AVERAGE
3		5150.000	8.475	45.153	53.628	-0.372	54.000	AVERAGE
4	*	5181.000	8.497	91.330	99.827	45.827	54.000	AVERAGE
5		5350.000	8.600	32.672	41.272	-12.728	54.000	AVERAGE
6		5460.000	8.660	33.175	41.835	-12.165	54.000	AVERAGE

Note:

1. All readings above 1GHz are performed with peak and/or average measurements as necessary.
2. Peak measurements: RBW = 1MHz, VBW = 1MHz, Sweep: Auto.
3. Average measurements: RBW = 1MHz, VBW = 10 Hz, Sweep: Auto.
4. " \* ", means this data is the worst emission level.
5. Measurement Level = Reading Level + Correct Factor.
6. The average measurement was not performed when the peak measured data under the limit of average detection.

Site : CB4-H	Time : 2017/04/12
Limit : FCC_SpartC_15.209_03M_PK	Margin : 6
Probe : CB4-H_FCC_EFS_B432_1-18GHz_3M_1116 - VERTICAL	Power : AC 120V/60HZ
EUT : UHD551-L	Note : Mode 2: Tx_MIMO Mode_802.11n(20M)_5180MHz

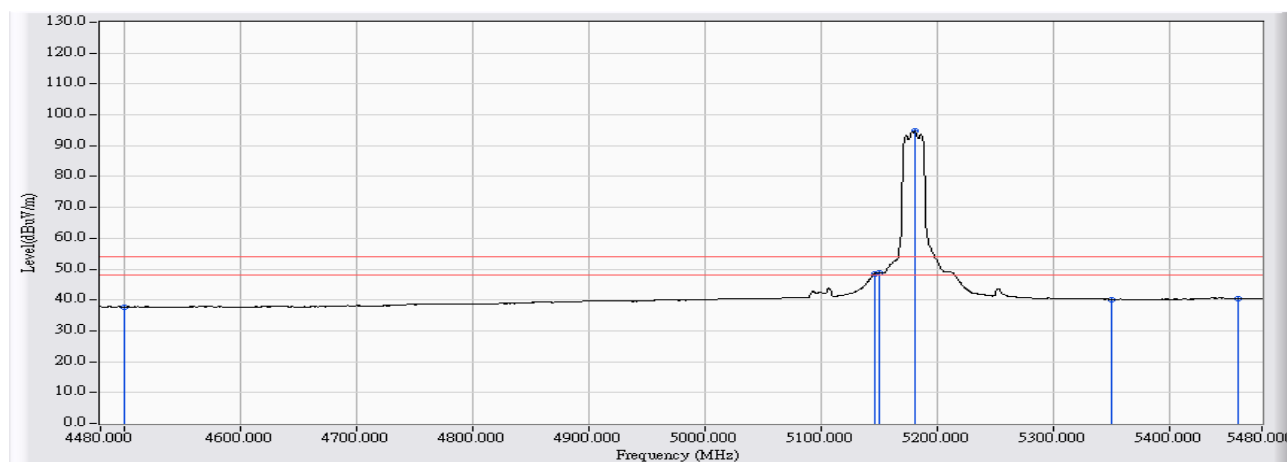


		Frequency (MHz)	Correct Factor (dB)	Reading Level (dBuV)	Measure Level (dBuV/m)	Margin (dB)	Limit (dBuV/m)	Detector Type
1		4500.000	7.100	42.583	49.684	-24.316	74.000	PEAK
2		5147.000	8.474	58.338	66.811	-7.189	74.000	PEAK
3		5150.000	8.475	55.282	63.757	-10.243	74.000	PEAK
4	*	5178.500	8.494	99.163	107.658	33.658	74.000	PEAK
5		5350.000	8.600	44.027	52.627	-21.373	74.000	PEAK
6		5460.000	8.660	43.462	52.122	-21.878	74.000	PEAK

## Note:

1. All readings above 1GHz are performed with peak and/or average measurements as necessary.
2. Peak measurements: RBW = 1MHz, VBW = 1MHz, Sweep: Auto.
3. Average measurements: RBW = 1MHz, VBW = 10 Hz, Sweep: Auto.
4. " \* ", means this data is the worst emission level.
5. Measurement Level = Reading Level + Correct Factor.
6. The average measurement was not performed when the peak measured data under the limit of average detection.

Site : CB4-H	Time : 2017/04/12
Limit : FCC_SpartC_15.209_03M_AV	Margin : 6
Probe : CB4-H_FCC_EFS_B432_1-18GHz_3M_1116 - VERTICAL	Power : AC 120V/60HZ
EUT : UHD551-L	Note : Mode 2: Tx_MIMO Mode_802.11n(20M)_5180MHz

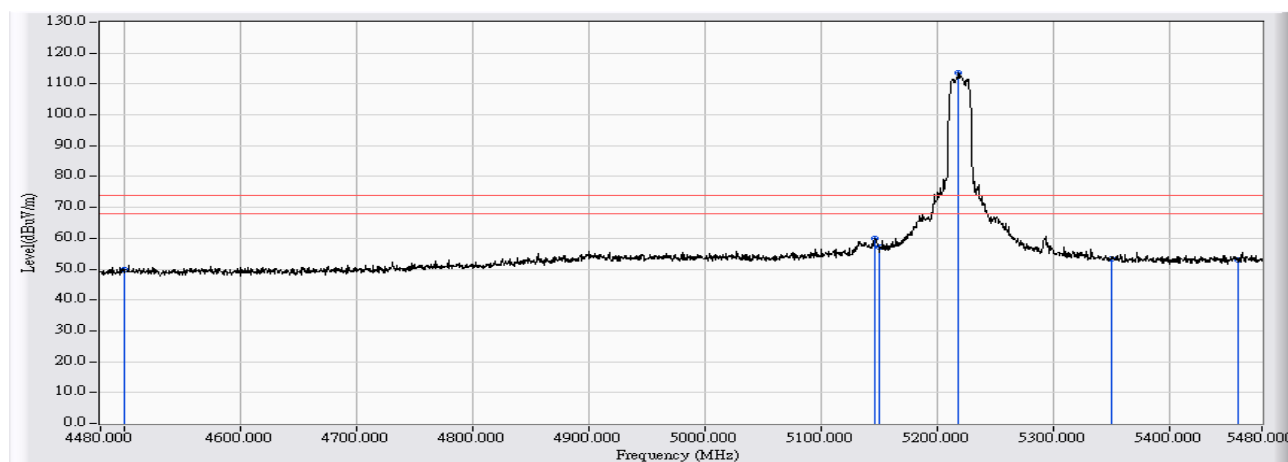


		Frequency (MHz)	Correct Factor (dB)	Reading Level (dBuV)	Measure Level (dBuV/m)	Margin (dB)	Limit (dBuV/m)	Detector Type
1		4500.000	7.100	30.615	37.716	-16.284	54.000	AVERAGE
2		5146.500	8.473	40.124	48.596	-5.404	54.000	AVERAGE
3		5150.000	8.475	40.320	48.795	-5.205	54.000	AVERAGE
4	*	5181.000	8.497	86.239	94.736	40.736	54.000	AVERAGE
5		5350.000	8.600	31.620	40.220	-13.780	54.000	AVERAGE
6		5460.000	8.660	31.854	40.514	-13.486	54.000	AVERAGE

Note:

1. All readings above 1GHz are performed with peak and/or average measurements as necessary.
2. Peak measurements: RBW = 1MHz, VBW = 1MHz, Sweep: Auto.
3. Average measurements: RBW = 1MHz, VBW = 10 Hz, Sweep: Auto.
4. " \* ", means this data is the worst emission level.
5. Measurement Level = Reading Level + Correct Factor.
6. The average measurement was not performed when the peak measured data under the limit of average detection.

Site : CB4-H	Time : 2017/04/12
Limit : FCC_SpartC_15.209_03M_PK	Margin : 6
Probe : CB4-H_FCC_EFS_B432_1-18GHz_3M_1116 - HORIZONTAL	Power : AC 120V/60HZ
EUT : UHD551-L	Note : Mode 2: Tx_MIMO Mode_802.11n(20M)_5220MHz

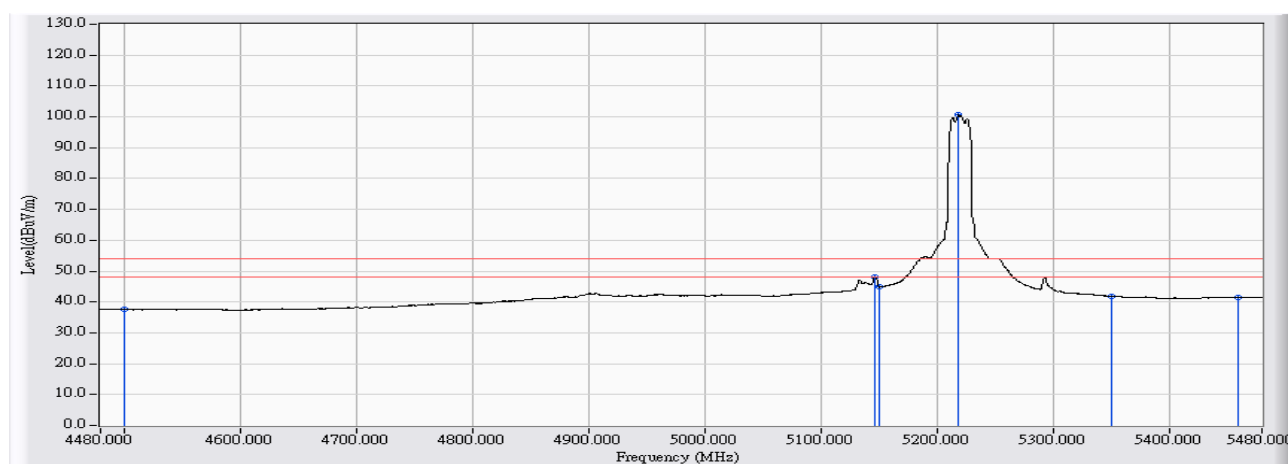


		Frequency (MHz)	Correct Factor (dB)	Reading Level (dBuV)	Measure Level (dBuV/m)	Margin (dB)	Limit (dBuV/m)	Detector Type
1		4500.000	7.100	42.720	49.821	-24.179	74.000	PEAK
2		5146.500	8.473	51.593	60.065	-13.935	74.000	PEAK
3		5150.000	8.475	48.844	57.319	-16.681	74.000	PEAK
4	*	5219.000	8.523	105.141	113.664	39.664	74.000	PEAK
5		5350.000	8.600	44.596	53.196	-20.804	74.000	PEAK
6		5460.000	8.660	44.309	52.969	-21.031	74.000	PEAK

## Note:

1. All readings above 1GHz are performed with peak and/or average measurements as necessary.
2. Peak measurements: RBW = 1MHz, VBW = 1MHz, Sweep: Auto.
3. Average measurements: RBW = 1MHz, VBW = 10 Hz, Sweep: Auto.
4. " \* ", means this data is the worst emission level.
5. Measurement Level = Reading Level + Correct Factor.
6. The average measurement was not performed when the peak measured data under the limit of average detection.

Site : CB4-H	Time : 2017/04/12
Limit : FCC_SpartC_15.209_03M_AV	Margin : 6
Probe : CB4-H_FCC_EFS_B432_1-18GHz_3M_1116 - HORIZONTAL	Power : AC 120V/60HZ
EUT : UHD551-L	Note : Mode 2: Tx_MIMO Mode_802.11n(20M)_5220MHz

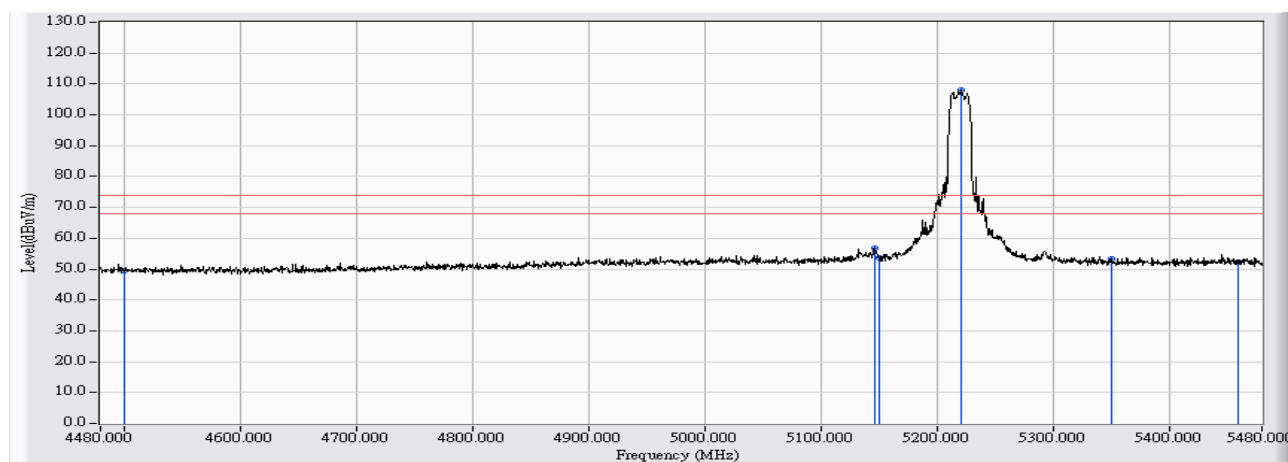


		Frequency (MHz)	Correct Factor (dB)	Reading Level (dBuV)	Measure Level (dBuV/m)	Margin (dB)	Limit (dBuV/m)	Detector Type
1		4500.000	7.100	30.475	37.576	-16.424	54.000	AVERAGE
2		5146.500	8.473	39.645	48.117	-5.883	54.000	AVERAGE
3		5150.000	8.475	36.432	44.907	-9.093	54.000	AVERAGE
4	*	5219.000	8.523	92.051	100.574	46.574	54.000	AVERAGE
5		5350.000	8.600	33.258	41.858	-12.142	54.000	AVERAGE
6		5460.000	8.660	32.892	41.552	-12.448	54.000	AVERAGE

## Note:

1. All readings above 1GHz are performed with peak and/or average measurements as necessary.
2. Peak measurements: RBW = 1MHz, VBW = 1MHz, Sweep: Auto.
3. Average measurements: RBW = 1MHz, VBW = 10 Hz, Sweep: Auto.
4. " \* ", means this data is the worst emission level.
5. Measurement Level = Reading Level + Correct Factor.
6. The average measurement was not performed when the peak measured data under the limit of average detection.

Site : CB4-H	Time : 2017/04/12
Limit : FCC_SpartC_15.209_03M_PK	Margin : 6
Probe : CB4-H_FCC_EFS_B432_1-18GHz_3M_1116 - VERTICAL	Power : AC 120V/60HZ
EUT : UHD551-L	Note : Mode 2: Tx_MIMO Mode_802.11n(20M)_5220MHz

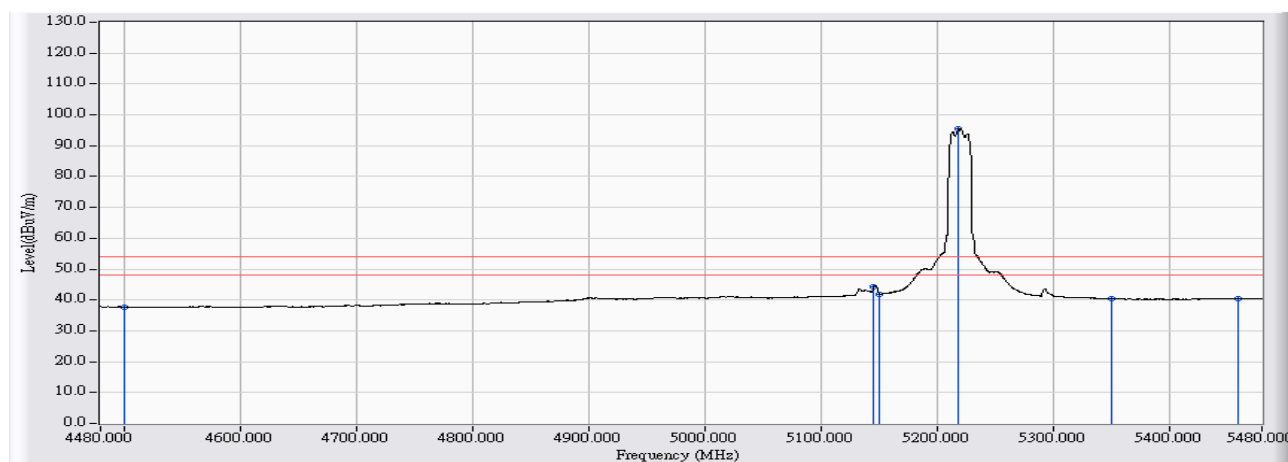


		Frequency (MHz)	Correct Factor (dB)	Reading Level (dBuV)	Measure Level (dBuV/m)	Margin (dB)	Limit (dBuV/m)	Detector Type
1		4500.000	7.100	42.464	49.565	-24.435	74.000	PEAK
2		5147.000	8.474	48.247	56.720	-17.280	74.000	PEAK
3		5150.000	8.475	45.140	53.615	-20.385	74.000	PEAK
4	*	5220.500	8.525	99.519	108.043	34.043	74.000	PEAK
5		5350.000	8.600	44.585	53.185	-20.815	74.000	PEAK
6		5460.000	8.660	43.720	52.380	-21.620	74.000	PEAK

Note:

1. All readings above 1GHz are performed with peak and/or average measurements as necessary.
2. Peak measurements: RBW = 1MHz, VBW = 1MHz, Sweep: Auto.
3. Average measurements: RBW = 1MHz, VBW = 10 Hz, Sweep: Auto.
4. " \* ", means this data is the worst emission level.
5. Measurement Level = Reading Level + Correct Factor.
6. The average measurement was not performed when the peak measured data under the limit of average detection.

Site : CB4-H	Time : 2017/04/12
Limit : FCC_SpartC_15.209_03M_AV	Margin : 6
Probe : CB4-H_FCC_EFS_B432_1-18GHz_3M_1116 - VERTICAL	Power : AC 120V/60HZ
EUT : UHD551-L	Note : Mode 2: Tx_MIMO Mode_802.11n(20M)_5220MHz

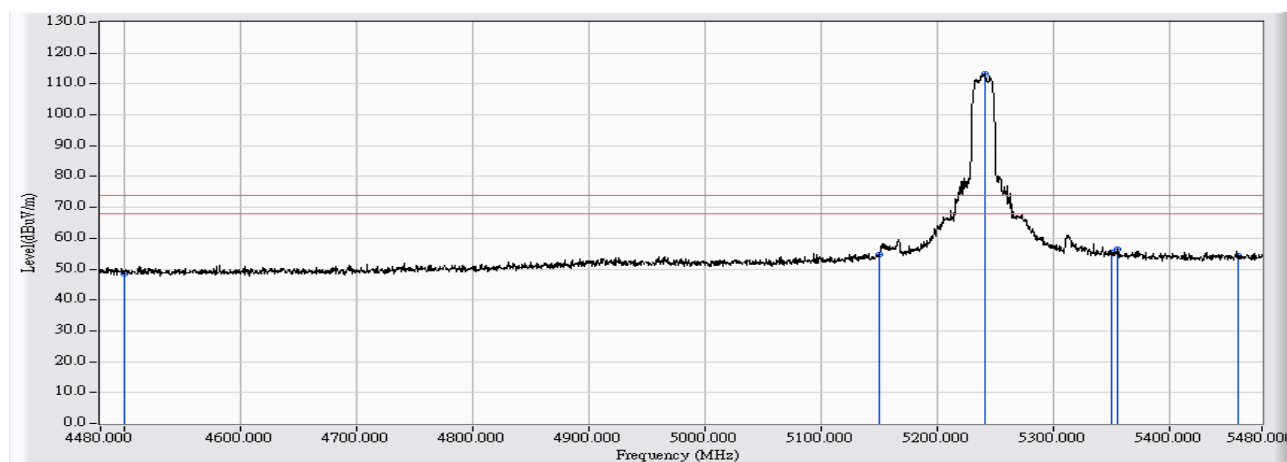


		Frequency (MHz)	Correct Factor (dB)	Reading Level (dBuV)	Measure Level (dBuV/m)	Margin (dB)	Limit (dBuV/m)	Detector Type
1		4500.000	7.100	30.607	37.708	-16.292	54.000	AVERAGE
2		5146.000	8.473	35.718	44.190	-9.810	54.000	AVERAGE
3		5150.000	8.475	33.519	41.994	-12.006	54.000	AVERAGE
4	*	5219.000	8.523	86.909	95.432	41.432	54.000	AVERAGE
5		5350.000	8.600	31.843	40.443	-13.557	54.000	AVERAGE
6		5460.000	8.660	31.771	40.431	-13.569	54.000	AVERAGE

## Note:

1. All readings above 1GHz are performed with peak and/or average measurements as necessary.
2. Peak measurements: RBW = 1MHz, VBW = 1MHz, Sweep: Auto.
3. Average measurements: RBW = 1MHz, VBW = 10 Hz, Sweep: Auto.
4. " \* ", means this data is the worst emission level.
5. Measurement Level = Reading Level + Correct Factor.
6. The average measurement was not performed when the peak measured data under the limit of average detection.

Site : CB4-H	Time : 2017/04/12
Limit : FCC_SpartC_15.209_03M_PK	Margin : 6
Probe : CB4-H_FCC_EFS_B432_1-18GHz_3M_1116 - HORIZONTAL	Power : AC 120V/60HZ
EUT : UHD551-L	Note : Mode 2: Tx_MIMO Mode_802.11n(20M)_5240MHz



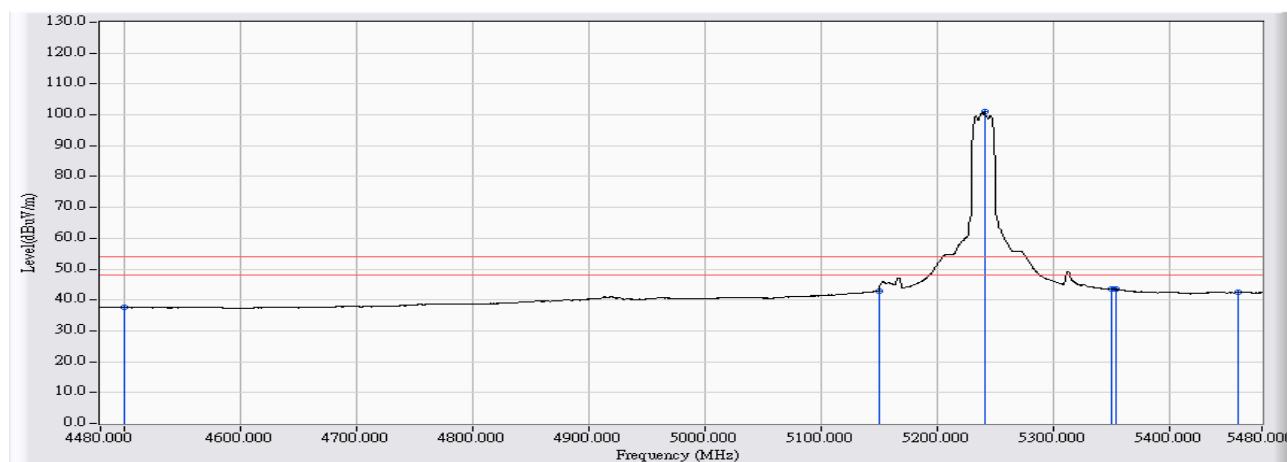
		Frequency (MHz)	Correct Factor (dB)	Reading Level (dBuV)	Measure Level (dBuV/m)	Margin (dB)	Limit (dBuV/m)	Detector Type
1		4500.000	7.100	41.179	48.280	-25.720	74.000	PEAK
2		5150.000	8.475	46.133	54.608	-19.392	74.000	PEAK
3	*	5241.500	8.540	104.720	113.259	39.259	74.000	PEAK
4		5350.000	8.600	46.780	55.380	-18.620	74.000	PEAK
5		5355.500	8.603	47.904	56.507	-17.493	74.000	PEAK
6		5460.000	8.660	45.552	54.212	-19.788	74.000	PEAK

## Note:

1. All readings above 1GHz are performed with peak and/or average measurements as necessary.
2. Peak measurements: RBW = 1MHz, VBW = 1MHz, Sweep: Auto.
3. Average measurements: RBW = 1MHz, VBW = 10 Hz, Sweep: Auto.
4. " \* ", means this data is the worst emission level.
5. Measurement Level = Reading Level + Correct Factor.
6. The average measurement was not performed when the peak measured data under the limit of average detection.



Site : CB4-H	Time : 2017/04/12
Limit : FCC_SpartC_15.209_03M_AV	Margin : 6
Probe : CB4-H_FCC_EFS_B432_1-18GHz_3M_1116 - HORIZONTAL	Power : AC 120V/60HZ
EUT : UHD551-L	Note : Mode 2: Tx_MIMO Mode_802.11n(20M)_5240MHz

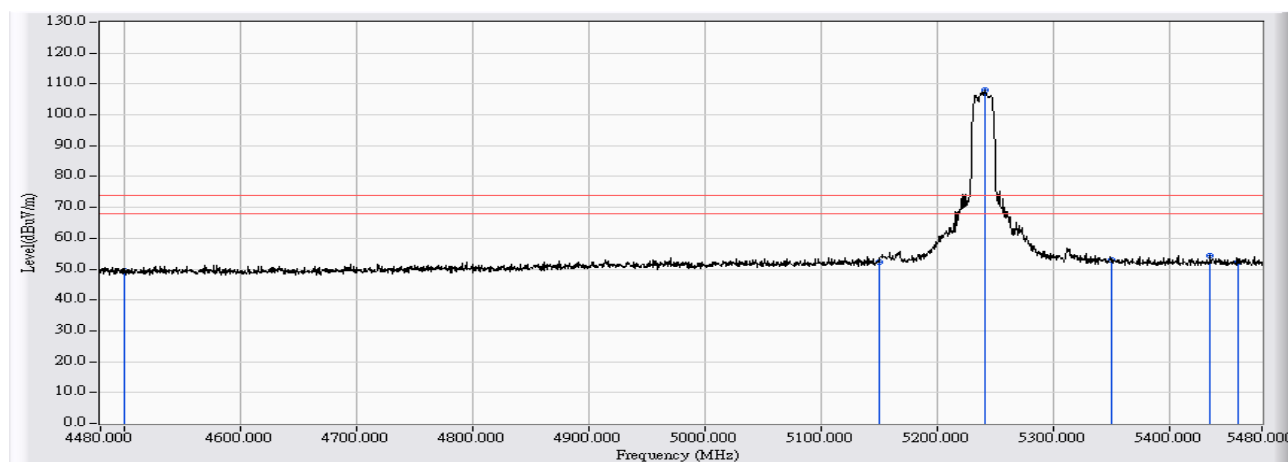


	Frequency (MHz)	Correct Factor (dB)	Reading Level (dBuV)	Measure Level (dBuV/m)	Margin (dB)	Limit (dBuV/m)	Detector Type
1	4500.000	7.100	30.447	37.548	-16.452	54.000	AVERAGE
2	5150.000	8.475	34.554	43.029	-10.971	54.000	AVERAGE
3	* 5241.000	8.539	92.427	100.966	46.966	54.000	AVERAGE
4	5350.000	8.600	34.953	43.553	-10.447	54.000	AVERAGE
5	5354.000	8.602	34.831	43.433	-10.567	54.000	AVERAGE
6	5460.000	8.660	33.727	42.387	-11.613	54.000	AVERAGE

Note:

1. All readings above 1GHz are performed with peak and/or average measurements as necessary.
2. Peak measurements: RBW = 1MHz, VBW = 1MHz, Sweep: Auto.
3. Average measurements: RBW = 1MHz, VBW = 10 Hz, Sweep: Auto.
4. " \* ", means this data is the worst emission level.
5. Measurement Level = Reading Level + Correct Factor.
6. The average measurement was not performed when the peak measured data under the limit of average detection.

Site : CB4-H	Time : 2017/04/12
Limit : FCC_SpartC_15.209_03M_PK	Margin : 6
Probe : CB4-H_FCC_EFS_B432_1-18GHz_3M_1116 - VERTICAL	Power : AC 120V/60HZ
EUT : UHD551-L	Note : Mode 2: Tx_MIMO Mode_802.11n(20M)_5240MHz

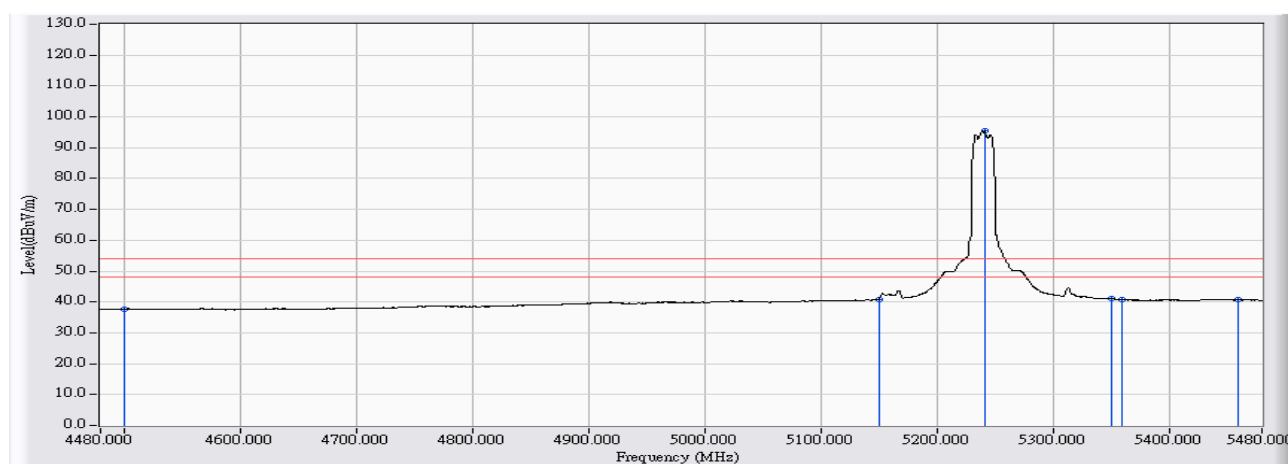


		Frequency (MHz)	Correct Factor (dB)	Reading Level (dBuV)	Measure Level (dBuV/m)	Margin (dB)	Limit (dBuV/m)	Detector Type
1		4500.000	7.100	42.271	49.372	-24.628	74.000	PEAK
2		5150.000	8.475	43.739	52.214	-21.786	74.000	PEAK
3	*	5241.000	8.539	99.605	108.144	34.144	74.000	PEAK
4		5350.000	8.600	44.366	52.966	-21.034	74.000	PEAK
5		5435.500	8.647	45.707	54.354	-19.646	74.000	PEAK
6		5460.000	8.660	43.627	52.287	-21.713	74.000	PEAK

## Note:

1. All readings above 1GHz are performed with peak and/or average measurements as necessary.
2. Peak measurements: RBW = 1MHz, VBW = 1MHz, Sweep: Auto.
3. Average measurements: RBW = 1MHz, VBW = 10 Hz, Sweep: Auto.
4. " \* ", means this data is the worst emission level.
5. Measurement Level = Reading Level + Correct Factor.
6. The average measurement was not performed when the peak measured data under the limit of average detection.

Site : CB4-H	Time : 2017/04/12
Limit : FCC_SpartC_15.209_03M_AV	Margin : 6
Probe : CB4-H_FCC_EFS_B432_1-18GHz_3M_1116 - VERTICAL	Power : AC 120V/60HZ
EUT : UHD551-L	Note : Mode 2: Tx_MIMO Mode_802.11n(20M)_5240MHz

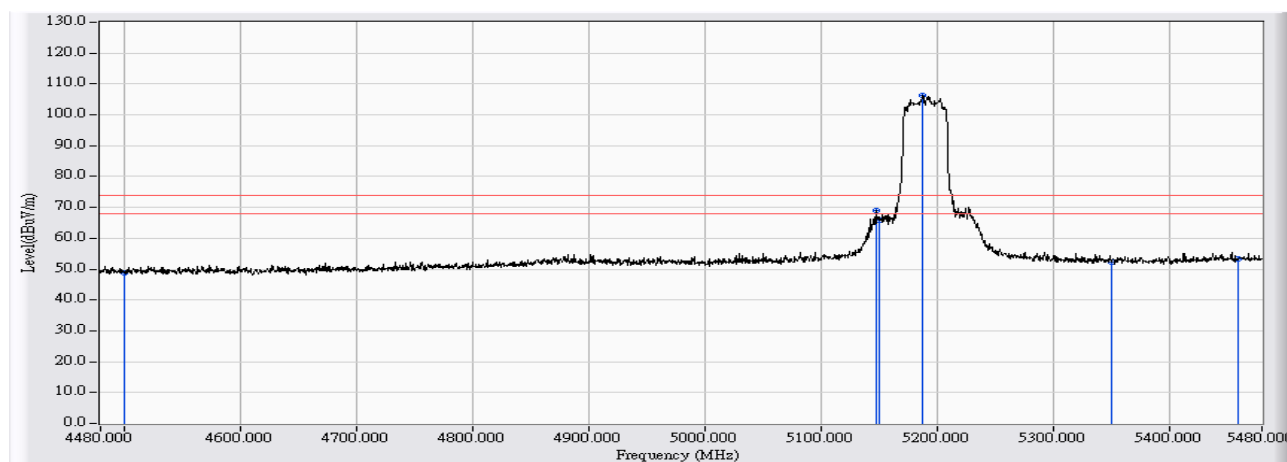


	Frequency (MHz)	Correct Factor (dB)	Reading Level (dBuV)	Measure Level (dBuV/m)	Margin (dB)	Limit (dBuV/m)	Detector Type
1	4500.000	7.100	30.579	37.680	-16.320	54.000	AVERAGE
2	5150.000	8.475	32.311	40.786	-13.214	54.000	AVERAGE
3	* 5241.000	8.539	86.883	95.422	41.422	54.000	AVERAGE
4	5350.000	8.600	32.395	40.995	-13.005	54.000	AVERAGE
5	5359.000	8.604	32.292	40.897	-13.103	54.000	AVERAGE
6	5460.000	8.660	32.020	40.680	-13.320	54.000	AVERAGE

Note:

1. All readings above 1GHz are performed with peak and/or average measurements as necessary.
2. Peak measurements: RBW = 1MHz, VBW = 1MHz, Sweep: Auto.
3. Average measurements: RBW = 1MHz, VBW = 10 Hz, Sweep: Auto.
4. " \* ", means this data is the worst emission level.
5. Measurement Level = Reading Level + Correct Factor.
6. The average measurement was not performed when the peak measured data under the limit of average detection.

Site : CB4-H	Time : 2017/04/12
Limit : FCC_SpartC_15.209_03M_PK	Margin : 6
Probe : CB4-H_FCC_EFS_B432_1-18GHz_3M_1116 - HORIZONTAL	Power : AC 120V/60HZ
EUT : UHD551-L	Note : Mode 2: Tx_MIMO Mode_802.11n(40M)_5190MHz

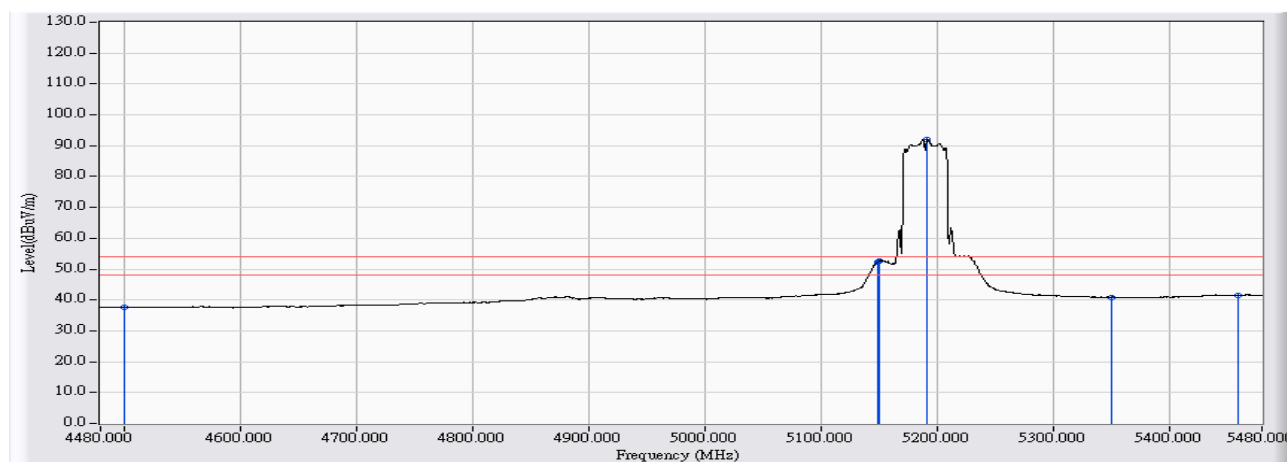


		Frequency (MHz)	Correct Factor (dB)	Reading Level (dBuV)	Measure Level (dBuV/m)	Margin (dB)	Limit (dBuV/m)	Detector Type
1		4500.000	7.100	41.589	48.690	-25.310	74.000	PEAK
2		5148.000	8.473	60.531	69.004	-4.996	74.000	PEAK
3		5150.000	8.475	57.470	65.945	-8.055	74.000	PEAK
4	*	5188.000	8.501	97.717	106.219	32.219	74.000	PEAK
5		5350.000	8.600	43.794	52.394	-21.606	74.000	PEAK
6		5460.000	8.660	44.607	53.267	-20.733	74.000	PEAK

## Note:

1. All readings above 1GHz are performed with peak and/or average measurements as necessary.
2. Peak measurements: RBW = 1MHz, VBW = 1MHz, Sweep: Auto.
3. Average measurements: RBW = 1MHz, VBW = 10 Hz, Sweep: Auto.
4. " \* ", means this data is the worst emission level.
5. Measurement Level = Reading Level + Correct Factor.
6. The average measurement was not performed when the peak measured data under the limit of average detection.

Site : CB4-H	Time : 2017/04/12
Limit : FCC_SpartC_15.209_03M_AV	Margin : 6
Probe : CB4-H_FCC_EFS_B432_1-18GHz_3M_1116 - HORIZONTAL	Power : AC 120V/60HZ
EUT : UHD551-L	Note : Mode 2: Tx_MIMO Mode_802.11n(40M)_5190MHz

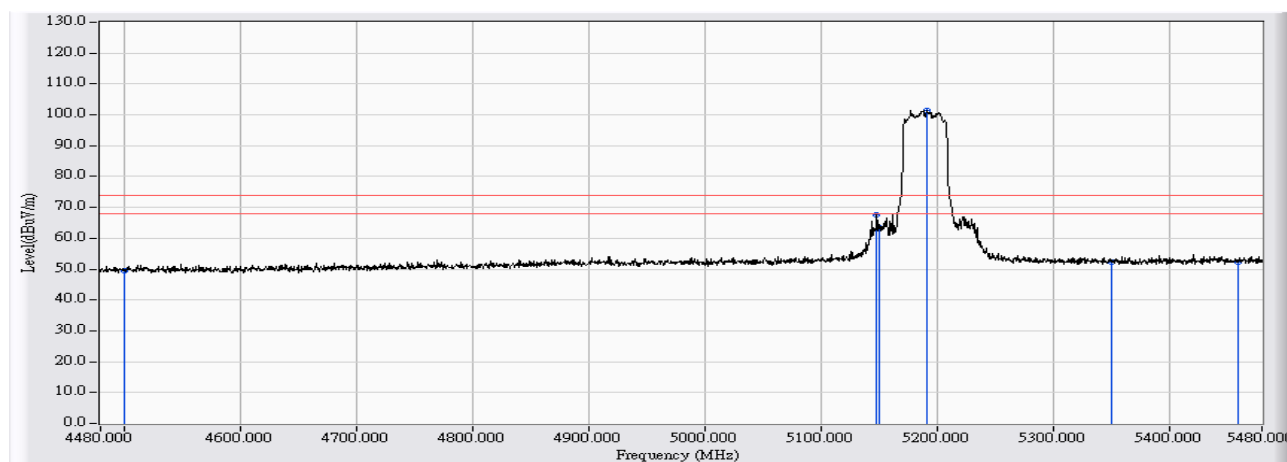


		Frequency (MHz)	Correct Factor (dB)	Reading Level (dBuV)	Measure Level (dBuV/m)	Margin (dB)	Limit (dBuV/m)	Detector Type
1		4500.000	7.100	30.494	37.595	-16.405	54.000	AVERAGE
2		5149.000	8.474	43.891	52.365	-1.635	54.000	AVERAGE
3		5150.000	8.475	44.075	52.550	-1.450	54.000	AVERAGE
4	*	5192.000	8.505	83.369	91.873	37.873	54.000	AVERAGE
5		5350.000	8.600	32.332	40.932	-13.068	54.000	AVERAGE
6		5460.000	8.660	32.951	41.611	-12.389	54.000	AVERAGE

## Note:

1. All readings above 1GHz are performed with peak and/or average measurements as necessary.
2. Peak measurements: RBW = 1MHz, VBW = 1MHz, Sweep: Auto.
3. Average measurements: RBW = 1MHz, VBW = 10 Hz, Sweep: Auto.
4. " \* ", means this data is the worst emission level.
5. Measurement Level = Reading Level + Correct Factor.
6. The average measurement was not performed when the peak measured data under the limit of average detection.

Site : CB4-H	Time : 2017/04/12
Limit : FCC_SpartC_15.209_03M_PK	Margin : 6
Probe : CB4-H_FCC_EFS_B432_1-18GHz_3M_1116 - VERTICAL	Power : AC 120V/60HZ
EUT : UHD551-L	Note : Mode 2: Tx_MIMO Mode_802.11n(40M)_5190MHz

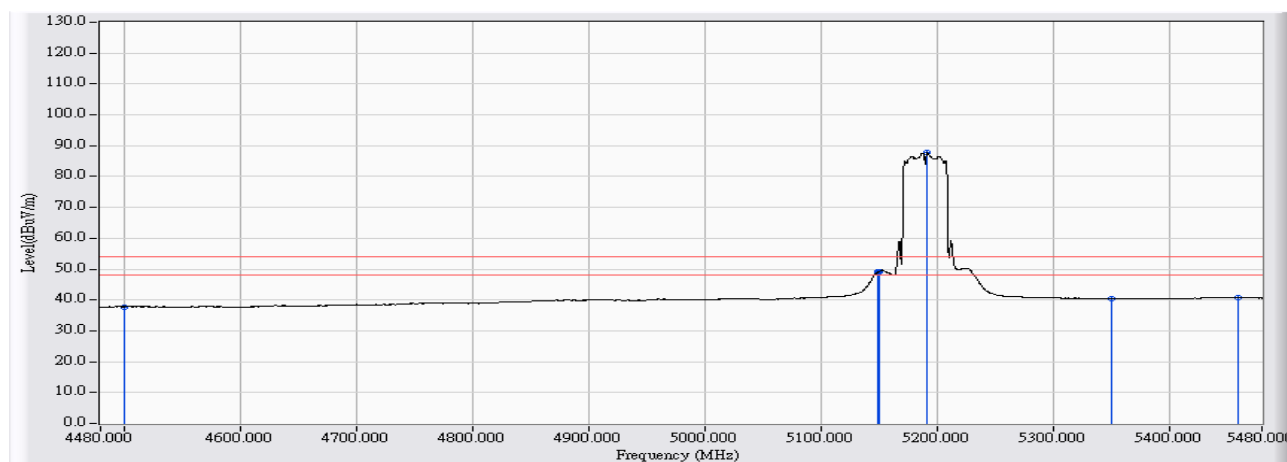


		Frequency (MHz)	Correct Factor (dB)	Reading Level (dBuV)	Measure Level (dBuV/m)	Margin (dB)	Limit (dBuV/m)	Detector Type
1		4500.000	7.100	42.422	49.523	-24.477	74.000	PEAK
2		5148.000	8.473	59.238	67.711	-6.289	74.000	PEAK
3		5150.000	8.475	54.796	63.271	-10.729	74.000	PEAK
4	*	5192.000	8.505	93.056	101.560	27.560	74.000	PEAK
5		5350.000	8.600	43.790	52.390	-21.610	74.000	PEAK
6		5460.000	8.660	43.769	52.429	-21.571	74.000	PEAK

## Note:

1. All readings above 1GHz are performed with peak and/or average measurements as necessary.
2. Peak measurements: RBW = 1MHz, VBW = 1MHz, Sweep: Auto.
3. Average measurements: RBW = 1MHz, VBW = 10 Hz, Sweep: Auto.
4. " \* ", means this data is the worst emission level.
5. Measurement Level = Reading Level + Correct Factor.
6. The average measurement was not performed when the peak measured data under the limit of average detection.

Site : CB4-H	Time : 2017/04/12
Limit : FCC_SpartC_15.209_03M_AV	Margin : 6
Probe : CB4-H_FCC_EFS_B432_1-18GHz_3M_1116 - VERTICAL	Power : AC 120V/60HZ
EUT : UHD551-L	Note : Mode 2: Tx_MIMO Mode_802.11n(40M)_5190MHz

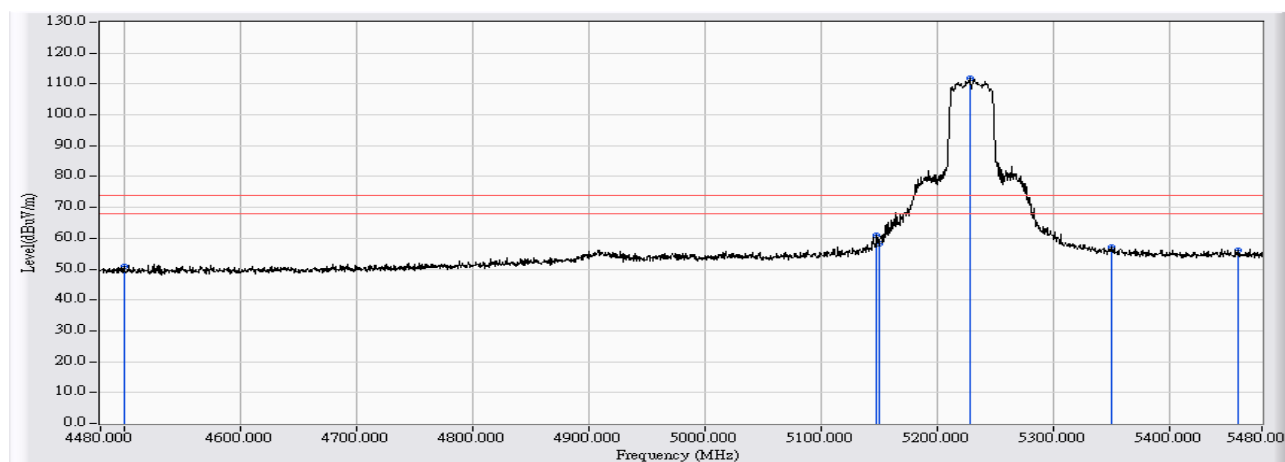


		Frequency (MHz)	Correct Factor (dB)	Reading Level (dBuV)	Measure Level (dBuV/m)	Margin (dB)	Limit (dBuV/m)	Detector Type
1		4500.000	7.100	30.685	37.786	-16.214	54.000	AVERAGE
2		5149.500	8.474	40.598	49.073	-4.927	54.000	AVERAGE
3		5150.000	8.475	40.606	49.081	-4.919	54.000	AVERAGE
4	*	5192.000	8.505	79.262	87.766	33.766	54.000	AVERAGE
5		5350.000	8.600	31.850	40.450	-13.550	54.000	AVERAGE
6		5460.000	8.660	32.076	40.736	-13.264	54.000	AVERAGE

Note:

1. All readings above 1GHz are performed with peak and/or average measurements as necessary.
2. Peak measurements: RBW = 1MHz, VBW = 1MHz, Sweep: Auto.
3. Average measurements: RBW = 1MHz, VBW = 10 Hz, Sweep: Auto.
4. " \* ", means this data is the worst emission level.
5. Measurement Level = Reading Level + Correct Factor.
6. The average measurement was not performed when the peak measured data under the limit of average detection.

Site : CB4-H	Time : 2017/04/12
Limit : FCC_SpartC_15.209_03M_PK	Margin : 6
Probe : CB4-H_FCC_EFS_B432_1-18GHz_3M_1116 - HORIZONTAL	Power : AC 120V/60HZ
EUT : UHD551-L	Note : Mode 2: Tx_MIMO Mode_802.11n(40M)_5230MHz



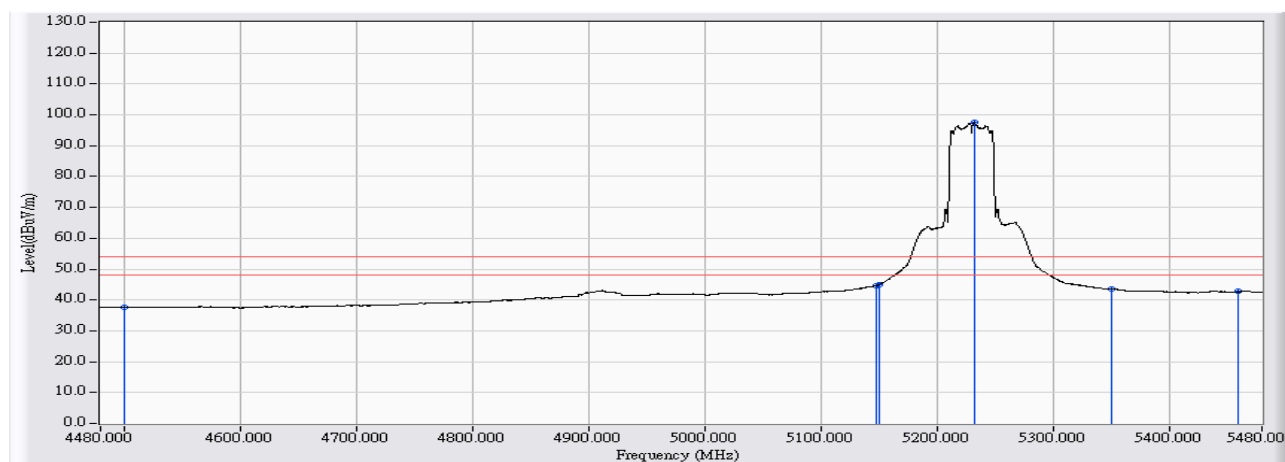
		Frequency (MHz)	Correct Factor (dB)	Reading Level (dBuV)	Measure Level (dBuV/m)	Margin (dB)	Limit (dBuV/m)	Detector Type
1		4500.000	7.100	43.693	50.794	-23.206	74.000	PEAK
2		5148.000	8.473	52.665	61.138	-12.862	74.000	PEAK
3		5150.000	8.475	49.786	58.261	-15.739	74.000	PEAK
4	*	5228.500	8.529	103.248	111.778	37.778	74.000	PEAK
5		5350.000	8.600	48.436	57.036	-16.964	74.000	PEAK
6		5460.000	8.660	47.360	56.020	-17.980	74.000	PEAK

## Note:

1. All readings above 1GHz are performed with peak and/or average measurements as necessary.
2. Peak measurements: RBW = 1MHz, VBW = 1MHz, Sweep: Auto.
3. Average measurements: RBW = 1MHz, VBW = 10 Hz, Sweep: Auto.
4. " \* ", means this data is the worst emission level.
5. Measurement Level = Reading Level + Correct Factor.
6. The average measurement was not performed when the peak measured data under the limit of average detection.



Site : CB4-H	Time : 2017/04/12
Limit : FCC_SpartC_15.209_03M_AV	Margin : 6
Probe : CB4-H_FCC_EFS_B432_1-18GHz_3M_1116 - HORIZONTAL	Power : AC 120V/60HZ
EUT : UHD551-L	Note : Mode 2: Tx_MIMO Mode_802.11n(40M)_5230MHz

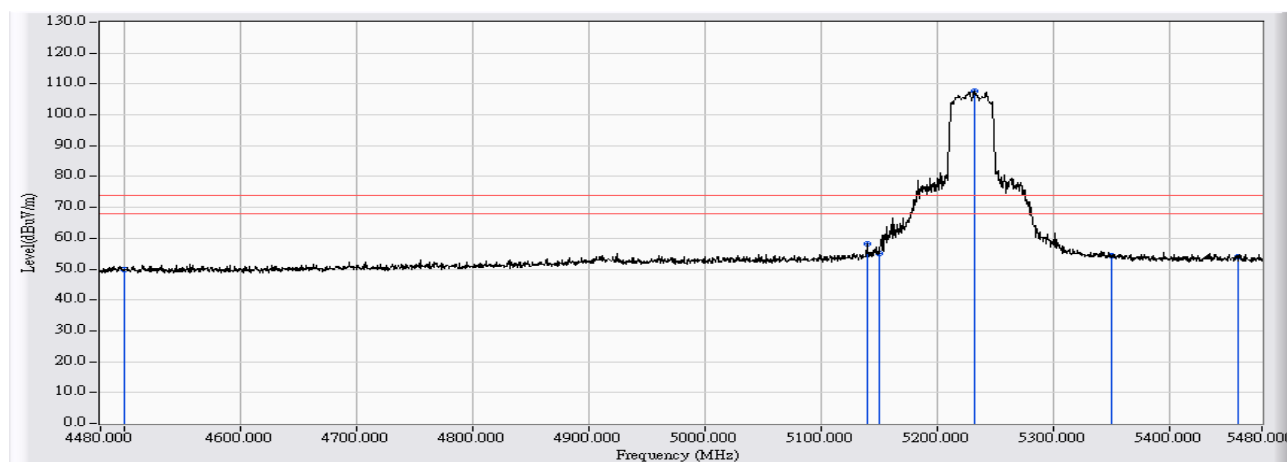


		Frequency (MHz)	Correct Factor (dB)	Reading Level (dBuV)	Measure Level (dBuV/m)	Margin (dB)	Limit (dBuV/m)	Detector Type
1		4500.000	7.100	30.473	37.574	-16.426	54.000	AVERAGE
2		5148.000	8.473	36.267	44.740	-9.260	54.000	AVERAGE
3		5150.000	8.475	36.377	44.852	-9.148	54.000	AVERAGE
4	*	5232.000	8.533	88.924	97.456	43.456	54.000	AVERAGE
5		5350.000	8.600	35.011	43.611	-10.389	54.000	AVERAGE
6		5460.000	8.660	34.044	42.704	-11.296	54.000	AVERAGE

## Note:

1. All readings above 1GHz are performed with peak and/or average measurements as necessary.
2. Peak measurements: RBW = 1MHz, VBW = 1MHz, Sweep: Auto.
3. Average measurements: RBW = 1MHz, VBW = 10 Hz, Sweep: Auto.
4. " \* ", means this data is the worst emission level.
5. Measurement Level = Reading Level + Correct Factor.
6. The average measurement was not performed when the peak measured data under the limit of average detection.

Site : CB4-H	Time : 2017/04/12
Limit : FCC_SpartC_15.209_03M_PK	Margin : 6
Probe : CB4-H_FCC_EFS_B432_1-18GHz_3M_1116 - VERTICAL	Power : AC 120V/60HZ
EUT : UHD551-L	Note : Mode 2: Tx_MIMO Mode_802.11n(40M)_5230MHz

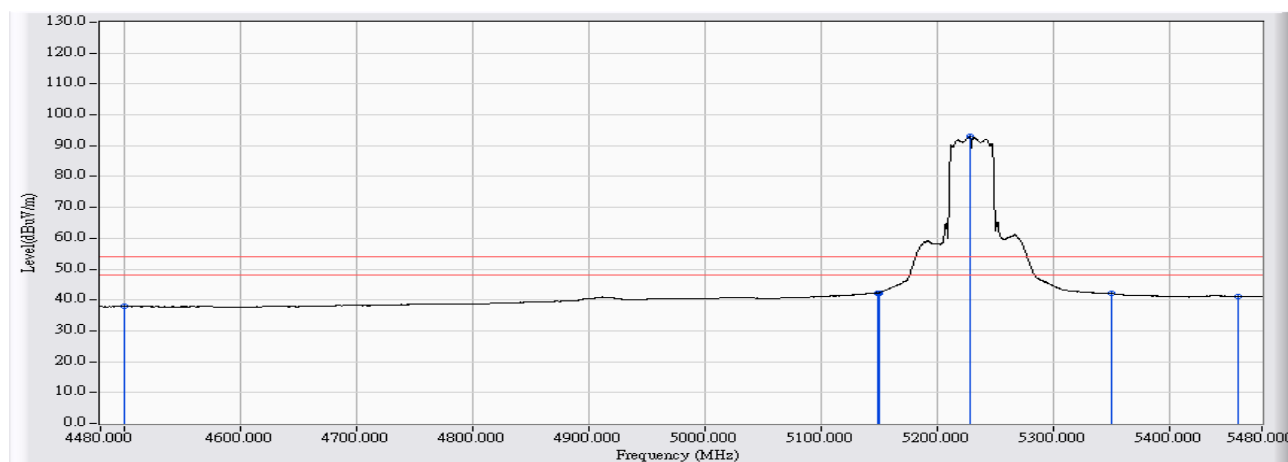


		Frequency (MHz)	Correct Factor (dB)	Reading Level (dBuV)	Measure Level (dBuV/m)	Margin (dB)	Limit (dBuV/m)	Detector Type
1		4500.000	7.100	42.615	49.716	-24.284	74.000	PEAK
2		5140.000	8.468	49.744	58.212	-15.788	74.000	PEAK
3		5150.000	8.475	46.714	55.189	-18.811	74.000	PEAK
4	*	5232.000	8.533	99.027	107.559	33.559	74.000	PEAK
5		5350.000	8.600	45.662	54.262	-19.738	74.000	PEAK
6		5460.000	8.660	45.259	53.919	-20.081	74.000	PEAK

## Note:

1. All readings above 1GHz are performed with peak and/or average measurements as necessary.
2. Peak measurements: RBW = 1MHz, VBW = 1MHz, Sweep: Auto.
3. Average measurements: RBW = 1MHz, VBW = 10 Hz, Sweep: Auto.
4. " \* ", means this data is the worst emission level.
5. Measurement Level = Reading Level + Correct Factor.
6. The average measurement was not performed when the peak measured data under the limit of average detection.

Site : CB4-H	Time : 2017/04/12
Limit : FCC_SpartC_15.209_03M_AV	Margin : 6
Probe : CB4-H_FCC_EFS_B432_1-18GHz_3M_1116 - VERTICAL	Power : AC 120V/60HZ
EUT : UHD551-L	Note : Mode 2: Tx_MIMO Mode_802.11n(40M)_5230MHz

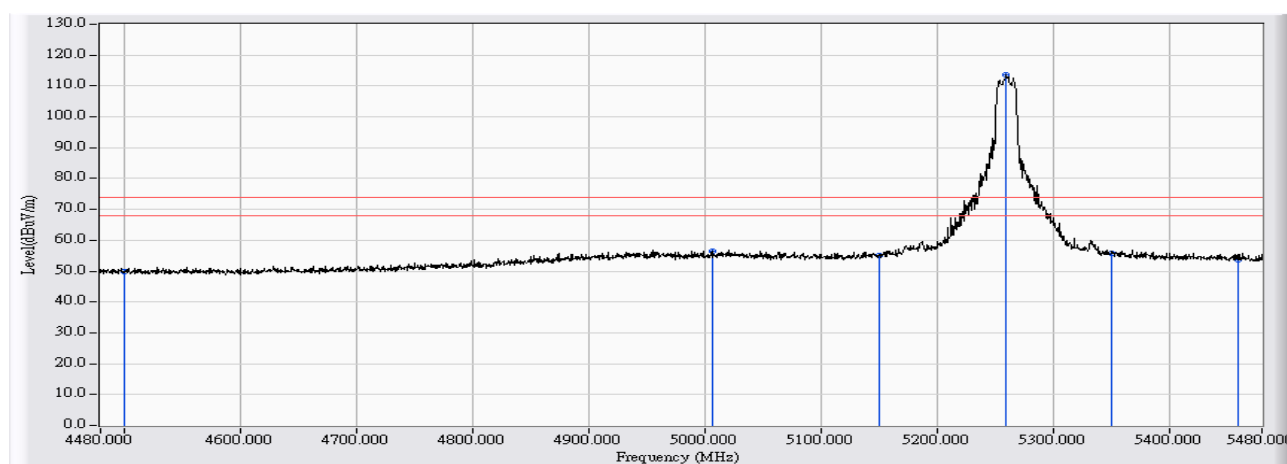


		Frequency (MHz)	Correct Factor (dB)	Reading Level (dBuV)	Measure Level (dBuV/m)	Margin (dB)	Limit (dBuV/m)	Detector Type
1		4500.000	7.100	30.743	37.844	-16.156	54.000	AVERAGE
2		5149.000	8.474	33.811	42.285	-11.715	54.000	AVERAGE
3		5150.000	8.475	33.857	42.332	-11.668	54.000	AVERAGE
4	*	5228.500	8.529	84.353	92.883	38.883	54.000	AVERAGE
5		5350.000	8.600	33.460	42.060	-11.940	54.000	AVERAGE
6		5460.000	8.660	32.536	41.196	-12.804	54.000	AVERAGE

Note:

1. All readings above 1GHz are performed with peak and/or average measurements as necessary.
2. Peak measurements: RBW = 1MHz, VBW = 1MHz, Sweep: Auto.
3. Average measurements: RBW = 1MHz, VBW = 10 Hz, Sweep: Auto.
4. " \* ", means this data is the worst emission level.
5. Measurement Level = Reading Level + Correct Factor.
6. The average measurement was not performed when the peak measured data under the limit of average detection.

Site : CB4-H	Time : 2017/04/12
Limit : FCC_SpartC_15.209_03M_PK	Margin : 6
Probe : CB4-H_FCC_EFS_B432_1-18GHz_3M_1116 - HORIZONTAL	Power : AC 120V/60Hz
EUT : UHD551-L	Note : Mode 1: Tx_SISO Mode_802.11a_5260MHz_Ant0

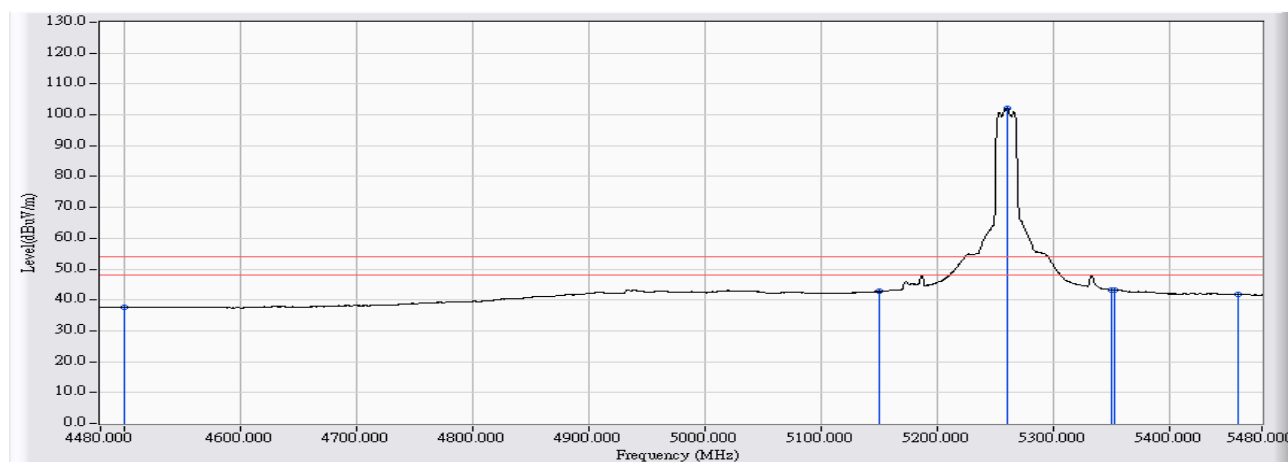


		Frequency (MHz)	Correct Factor (dB)	Reading Level (dBuV)	Measure Level (dBuV/m)	Margin (dB)	Limit (dBuV/m)	Detector Type
1		4500.000	7.100	42.785	49.886	-24.114	74.000	PEAK
2		5007.500	8.373	48.246	56.618	-17.382	74.000	PEAK
3		5150.000	8.475	46.763	55.238	-18.762	74.000	PEAK
4	*	5260.000	8.550	105.190	113.740	39.740	74.000	PEAK
5		5350.000	8.600	47.331	55.931	-18.069	74.000	PEAK
6		5460.000	8.660	45.105	53.765	-20.235	74.000	PEAK

**Note:**

1. All readings above 1GHz are performed with peak and/or average measurements as necessary.
2. Peak measurements: RBW = 1MHz, VBW = 1MHz, Sweep: Auto.
3. Average measurements: RBW = 1MHz, VBW = 10 Hz, Sweep: Auto.
4. " \* ", means this data is the worst emission level.
5. Measurement Level = Reading Level + Correct Factor.
6. The average measurement was not performed when the peak measured data under the limit of average detection.

Site : CB4-H	Time : 2017/04/12
Limit : FCC_SpartC_15.209_03M_AV	Margin : 6
Probe : CB4-H_FCC_EFS_B432_1-18GHz_3M_1116 - HORIZONTAL	Power : AC 120V/60Hz
EUT : UHD551-L	Note : Mode 1: Tx_SISO Mode_802.11a_5260MHz_Ant0

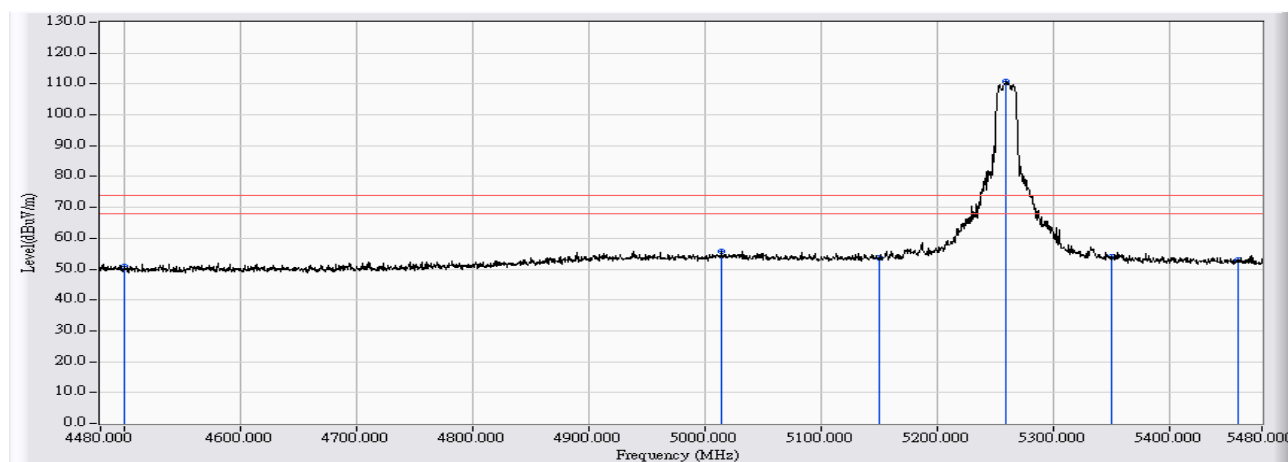


	Frequency (MHz)	Correct Factor (dB)	Reading Level (dBuV)	Measure Level (dBuV/m)	Margin (dB)	Limit (dBuV/m)	Detector Type
1	4500.000	7.100	30.462	37.563	-16.437	54.000	AVERAGE
2	5150.000	8.475	34.227	42.702	-11.298	54.000	AVERAGE
3	* 5261.000	8.551	93.592	102.143	48.143	54.000	AVERAGE
4	5350.000	8.600	34.736	43.336	-10.664	54.000	AVERAGE
5	5352.500	8.602	34.676	43.277	-10.723	54.000	AVERAGE
6	5460.000	8.660	33.231	41.891	-12.109	54.000	AVERAGE

Note:

1. All readings above 1GHz are performed with peak and/or average measurements as necessary.
2. Peak measurements: RBW = 1MHz, VBW = 1MHz, Sweep: Auto.
3. Average measurements: RBW = 1MHz, VBW = 10 Hz, Sweep: Auto.
4. " \* ", means this data is the worst emission level.
5. Measurement Level = Reading Level + Correct Factor.
6. The average measurement was not performed when the peak measured data under the limit of average detection.

Site : CB4-H	Time : 2017/04/12
Limit : FCC_SpartC_15.209_03M_PK	Margin : 6
Probe : CB4-H_FCC_EFS_B432_1-18GHz_3M_1116 - VERTICAL	Power : AC 120V/60Hz
EUT : UHD551-L	Note : Mode 1: Tx_SISO Mode_802.11a_5260MHz_Ant0

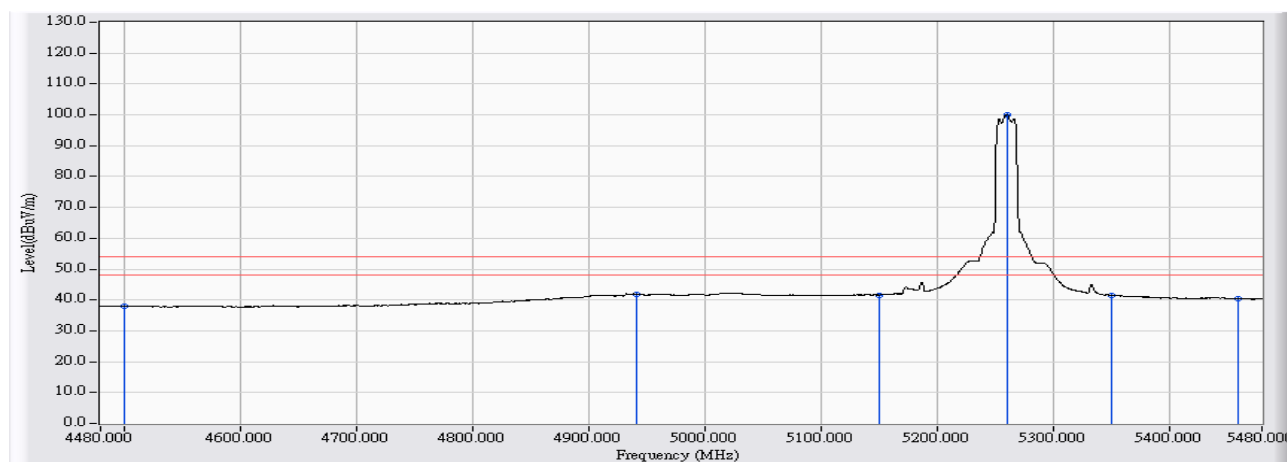


		Frequency (MHz)	Correct Factor (dB)	Reading Level (dBuV)	Measure Level (dBuV/m)	Margin (dB)	Limit (dBuV/m)	Detector Type
1		4500.000	7.100	43.659	50.760	-23.240	74.000	PEAK
2		5014.500	8.380	47.312	55.692	-18.308	74.000	PEAK
3		5150.000	8.475	45.283	53.758	-20.242	74.000	PEAK
4	*	5259.500	8.550	102.403	110.953	36.953	74.000	PEAK
5		5350.000	8.600	45.437	54.037	-19.963	74.000	PEAK
6		5460.000	8.660	44.145	52.805	-21.195	74.000	PEAK

Note:

1. All readings above 1GHz are performed with peak and/or average measurements as necessary.
2. Peak measurements: RBW = 1MHz, VBW = 1MHz, Sweep: Auto.
3. Average measurements: RBW = 1MHz, VBW = 10 Hz, Sweep: Auto.
4. " \* ", means this data is the worst emission level.
5. Measurement Level = Reading Level + Correct Factor.
6. The average measurement was not performed when the peak measured data under the limit of average detection.

Site : CB4-H	Time : 2017/04/12
Limit : FCC_SpartC_15.209_03M_AV	Margin : 6
Probe : CB4-H_FCC_EFS_B432_1-18GHz_3M_1116 - VERTICAL	Power : AC 120V/60Hz
EUT : UHD551-L	Note : Mode 1: Tx_SISO Mode_802.11a_5260MHz_Ant0

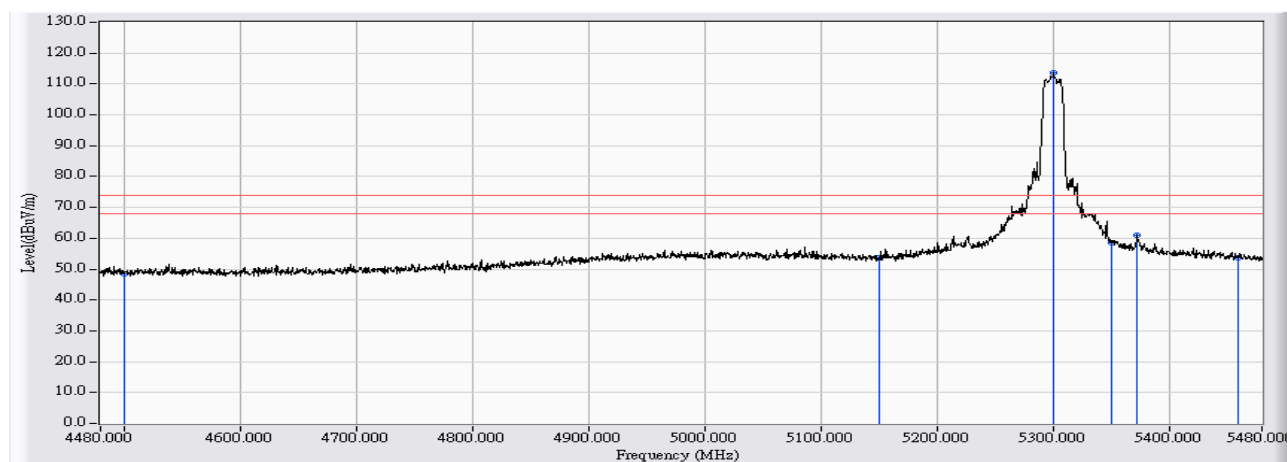


		Frequency (MHz)	Correct Factor (dB)	Reading Level (dBuV)	Measure Level (dBuV/m)	Margin (dB)	Limit (dBuV/m)	Detector Type
1		4500.000	7.100	30.833	37.934	-16.066	54.000	AVERAGE
2		4941.000	8.217	33.767	41.985	-12.015	54.000	AVERAGE
3		5150.000	8.475	33.143	41.618	-12.382	54.000	AVERAGE
4	*	5261.000	8.551	91.442	99.993	45.993	54.000	AVERAGE
5		5350.000	8.600	32.980	41.580	-12.420	54.000	AVERAGE
6		5460.000	8.660	31.843	40.503	-13.497	54.000	AVERAGE

Note:

1. All readings above 1GHz are performed with peak and/or average measurements as necessary.
2. Peak measurements: RBW = 1MHz, VBW = 1MHz, Sweep: Auto.
3. Average measurements: RBW = 1MHz, VBW = 10 Hz, Sweep: Auto.
4. " \* ", means this data is the worst emission level.
5. Measurement Level = Reading Level + Correct Factor.
6. The average measurement was not performed when the peak measured data under the limit of average detection.

Site : CB4-H	Time : 2017/04/12
Limit : FCC_SpartC_15.209_03M_PK	Margin : 6
Probe : CB4-H_FCC_EFS_B432_1-18GHz_3M_1116 - HORIZONTAL	Power : AC 120V/60Hz
EUT : UHD551-L	Note : Mode 1: Tx_SISO Mode_802.11a_5300MHz_Ant0



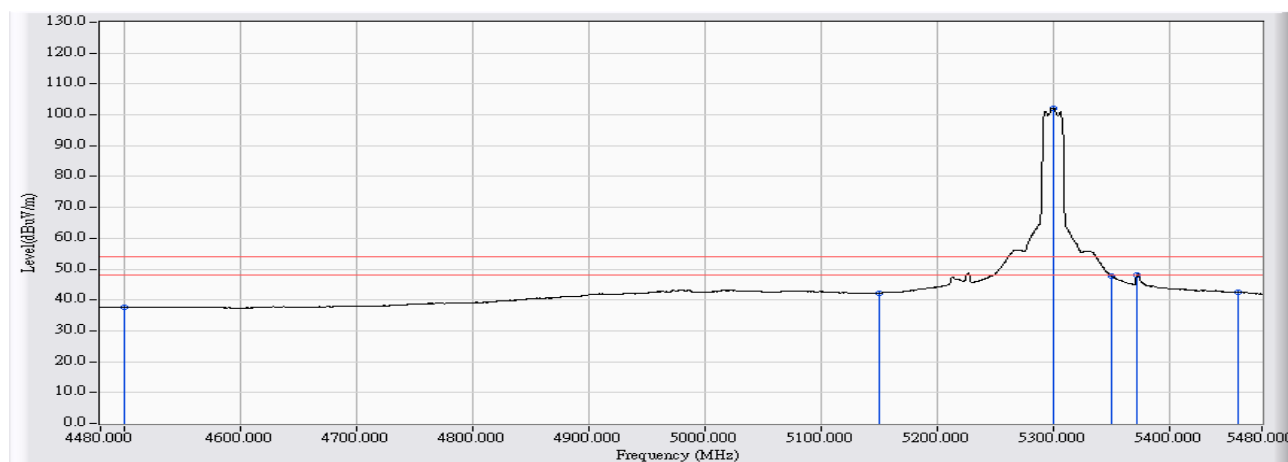
		Frequency (MHz)	Correct Factor (dB)	Reading Level (dBuV)	Measure Level (dBuV/m)	Margin (dB)	Limit (dBuV/m)	Detector Type
1		4500.000	7.100	41.334	48.435	-25.565	74.000	PEAK
2		5150.000	8.475	45.060	53.535	-20.465	74.000	PEAK
3	*	5300.500	8.573	105.027	113.600	39.600	74.000	PEAK
4		5350.000	8.600	49.929	58.529	-15.471	74.000	PEAK
5		5372.500	8.612	52.227	60.839	-13.161	74.000	PEAK
6		5460.000	8.660	44.987	53.647	-20.353	74.000	PEAK

Note:

1. All readings above 1GHz are performed with peak and/or average measurements as necessary.
2. Peak measurements: RBW = 1MHz, VBW = 1MHz, Sweep: Auto.
3. Average measurements: RBW = 1MHz, VBW = 10 Hz, Sweep: Auto.
4. " \* ", means this data is the worst emission level.
5. Measurement Level = Reading Level + Correct Factor.
6. The average measurement was not performed when the peak measured data under the limit of average detection.



Site : CB4-H	Time : 2017/04/12
Limit : FCC_SpartC_15.209_03M_AV	Margin : 6
Probe : CB4-H_FCC_EFS_B432_1-18GHz_3M_1116 - HORIZONTAL	Power : AC 120V/60Hz
EUT : UHD551-L	Note : Mode 1: Tx_SISO Mode_802.11a_5300MHz_Ant0

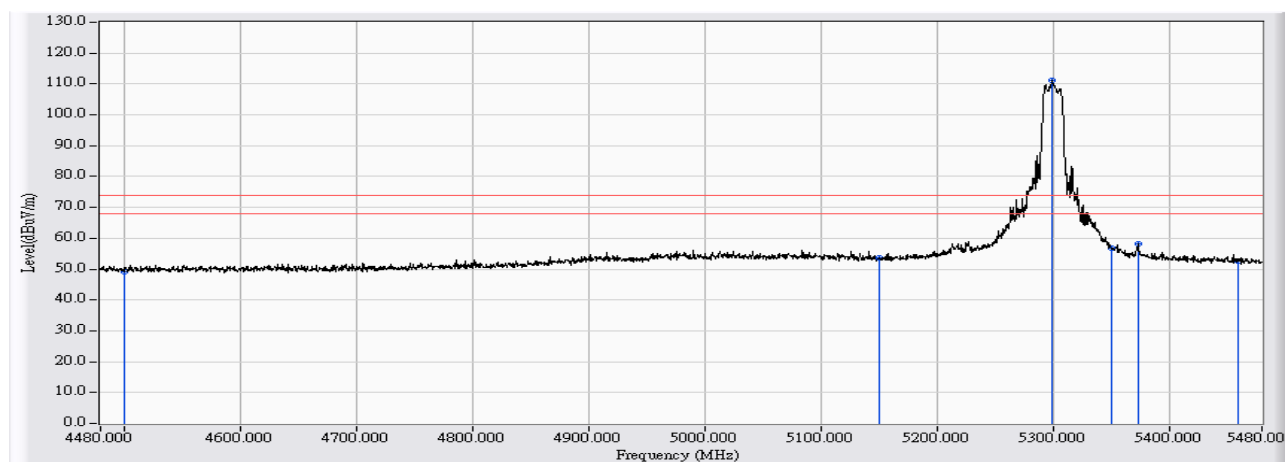


	Frequency (MHz)	Correct Factor (dB)	Reading Level (dBuV)	Measure Level (dBuV/m)	Margin (dB)	Limit (dBuV/m)	Detector Type
1	4500.000	7.100	30.448	37.549	-16.451	54.000	AVERAGE
2	5150.000	8.475	33.652	42.127	-11.873	54.000	AVERAGE
3	* 5301.000	8.573	93.634	102.207	48.207	54.000	AVERAGE
4	5350.000	8.600	39.289	47.889	-6.111	54.000	AVERAGE
5	5372.500	8.612	39.606	48.218	-5.782	54.000	AVERAGE
6	5460.000	8.660	33.964	42.624	-11.376	54.000	AVERAGE

Note:

1. All readings above 1GHz are performed with peak and/or average measurements as necessary.
2. Peak measurements: RBW = 1MHz, VBW = 1MHz, Sweep: Auto.
3. Average measurements: RBW = 1MHz, VBW = 10 Hz, Sweep: Auto.
4. " \* ", means this data is the worst emission level.
5. Measurement Level = Reading Level + Correct Factor.
6. The average measurement was not performed when the peak measured data under the limit of average detection.

Site : CB4-H	Time : 2017/04/12
Limit : FCC_SpartC_15.209_03M_PK	Margin : 6
Probe : CB4-H_FCC_EFS_B432_1-18GHz_3M_1116 - VERTICAL	Power : AC 120V/60Hz
EUT : UHD551-L	Note : Mode 1: Tx_SISO Mode_802.11a_5300MHz_Ant0

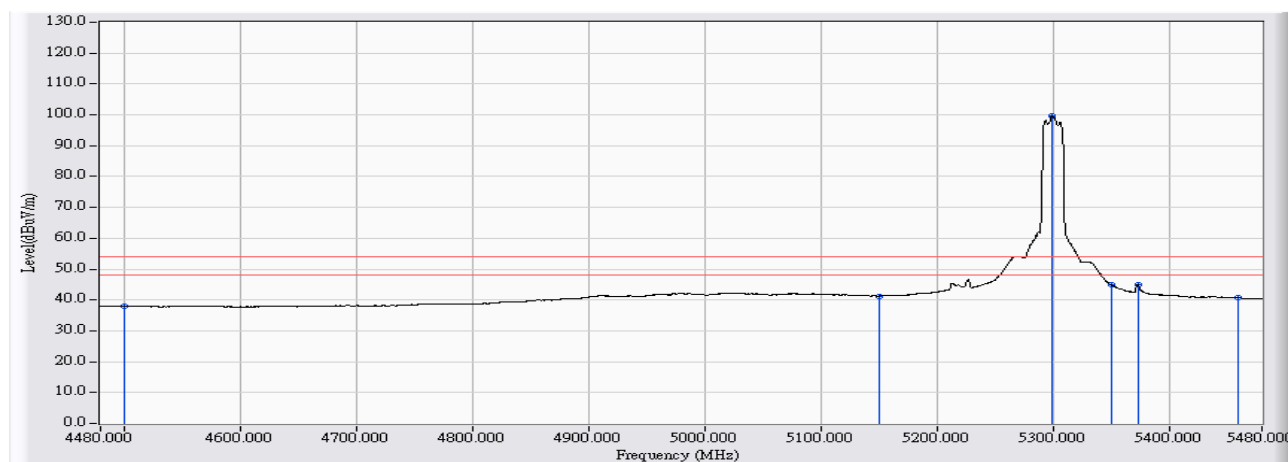


	Frequency (MHz)	Correct Factor (dB)	Reading Level (dBuV)	Measure Level (dBuV/m)	Margin (dB)	Limit (dBuV/m)	Detector Type
1	4500.000	7.100	42.135	49.236	-24.764	74.000	PEAK
2	5150.000	8.475	45.203	53.678	-20.322	74.000	PEAK
3	* 5299.500	8.572	102.701	111.273	37.273	74.000	PEAK
4	5350.000	8.600	48.129	56.729	-17.271	74.000	PEAK
5	5373.000	8.612	49.753	58.366	-15.634	74.000	PEAK
6	5460.000	8.660	44.131	52.791	-21.209	74.000	PEAK

## Note:

1. All readings above 1GHz are performed with peak and/or average measurements as necessary.
2. Peak measurements: RBW = 1MHz, VBW = 1MHz, Sweep: Auto.
3. Average measurements: RBW = 1MHz, VBW = 10 Hz, Sweep: Auto.
4. " \* ", means this data is the worst emission level.
5. Measurement Level = Reading Level + Correct Factor.
6. The average measurement was not performed when the peak measured data under the limit of average detection.

Site : CB4-H	Time : 2017/04/12
Limit : FCC_SpartC_15.209_03M_AV	Margin : 6
Probe : CB4-H_FCC_EFS_B432_1-18GHz_3M_1116 - VERTICAL	Power : AC 120V/60Hz
EUT : UHD551-L	Note : Mode 1: Tx_SISO Mode_802.11a_5300MHz_Ant0

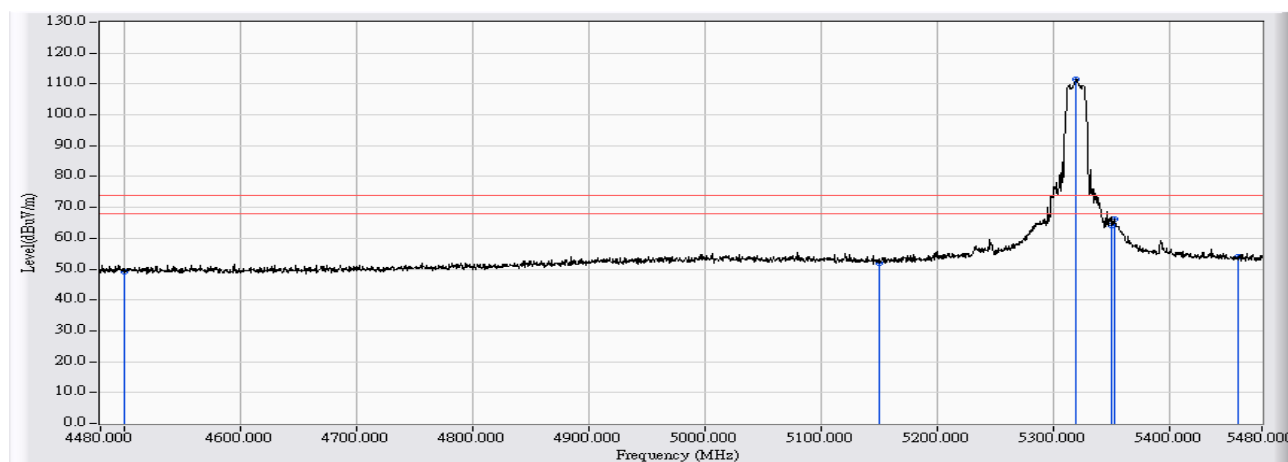


	Frequency (MHz)	Correct Factor (dB)	Reading Level (dBuV)	Measure Level (dBuV/m)	Margin (dB)	Limit (dBuV/m)	Detector Type
1	4500.000	7.100	30.802	37.903	-16.097	54.000	AVERAGE
2	5150.000	8.475	32.792	41.267	-12.733	54.000	AVERAGE
3	* 5299.000	8.572	91.005	99.577	45.577	54.000	AVERAGE
4	5350.000	8.600	36.202	44.802	-9.198	54.000	AVERAGE
5	5373.000	8.612	36.402	45.015	-8.985	54.000	AVERAGE
6	5460.000	8.660	32.058	40.718	-13.282	54.000	AVERAGE

## Note:

1. All readings above 1GHz are performed with peak and/or average measurements as necessary.
2. Peak measurements: RBW = 1MHz, VBW = 1MHz, Sweep: Auto.
3. Average measurements: RBW = 1MHz, VBW = 10 Hz, Sweep: Auto.
4. " \* ", means this data is the worst emission level.
5. Measurement Level = Reading Level + Correct Factor.
6. The average measurement was not performed when the peak measured data under the limit of average detection.

Site : CB4-H	Time : 2017/04/12
Limit : FCC_SpartC_15.209_03M_PK	Margin : 6
Probe : CB4-H_FCC_EFS_B432_1-18GHz_3M_1116 - HORIZONTAL	Power : AC 120V/60Hz
EUT : UHD551-L	Note : Mode 1: Tx_SISO Mode_802.11a_5320MHz_Ant0

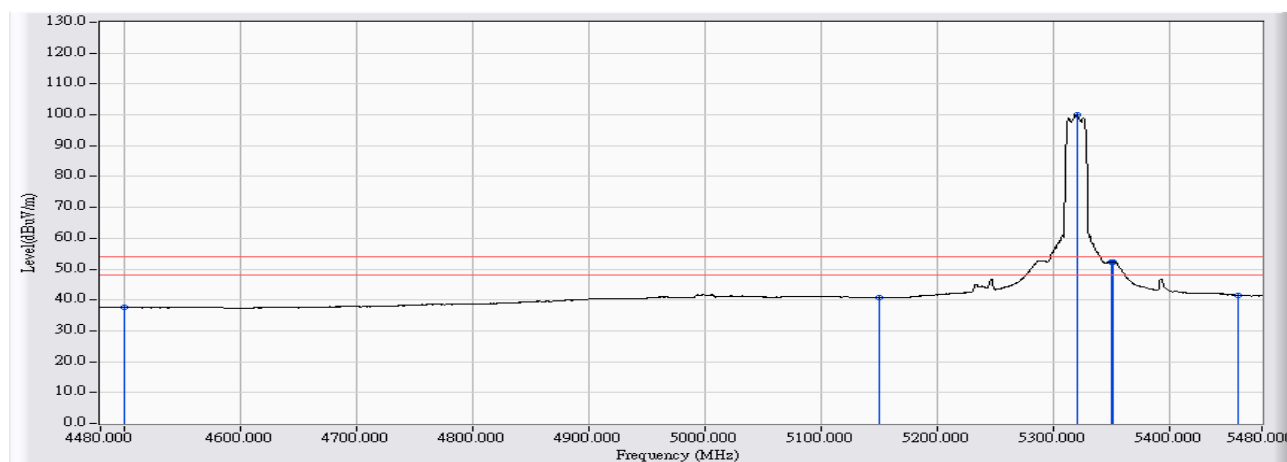


	Frequency (MHz)	Correct Factor (dB)	Reading Level (dBuV)	Measure Level (dBuV/m)	Margin (dB)	Limit (dBuV/m)	Detector Type
1	4500.000	7.100	42.077	49.178	-24.822	74.000	PEAK
2	5150.000	8.475	43.438	51.913	-22.087	74.000	PEAK
3	* 5320.000	8.583	102.937	111.520	37.520	74.000	PEAK
4	5350.000	8.600	55.618	64.218	-9.782	74.000	PEAK
5	5353.500	8.601	57.630	66.232	-7.768	74.000	PEAK
6	5460.000	8.660	45.257	53.917	-20.083	74.000	PEAK

Note:

1. All readings above 1GHz are performed with peak and/or average measurements as necessary.
2. Peak measurements: RBW = 1MHz, VBW = 1MHz, Sweep: Auto.
3. Average measurements: RBW = 1MHz, VBW = 10 Hz, Sweep: Auto.
4. " \* ", means this data is the worst emission level.
5. Measurement Level = Reading Level + Correct Factor.
6. The average measurement was not performed when the peak measured data under the limit of average detection.

Site : CB4-H	Time : 2017/04/12
Limit : FCC_SpartC_15.209_03M_AV	Margin : 6
Probe : CB4-H_FCC_EFS_B432_1-18GHz_3M_1116 - HORIZONTAL	Power : AC 120V/60Hz
EUT : UHD551-L	Note : Mode 1: Tx_SISO Mode_802.11a_5320MHz_Ant0

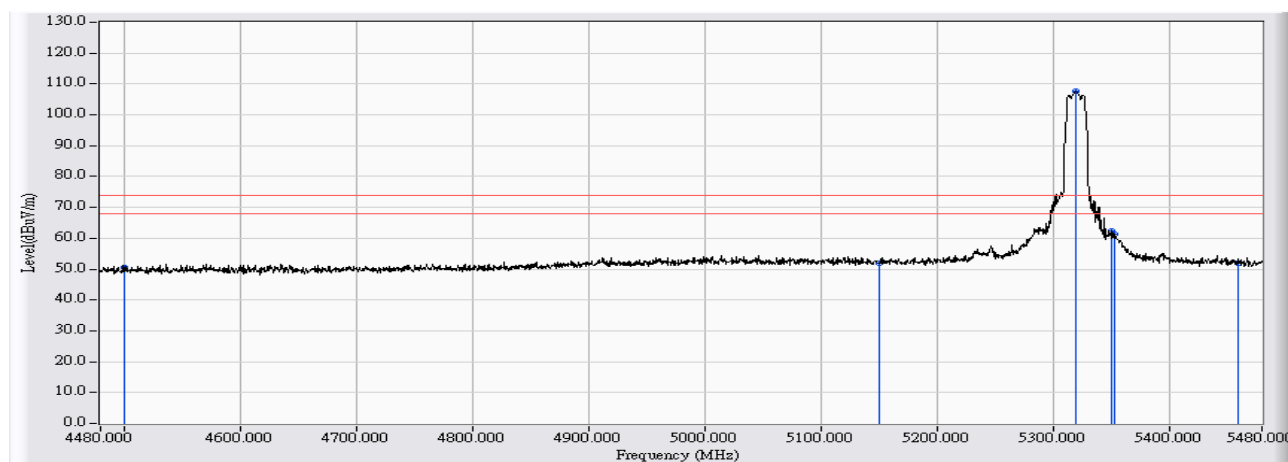


	Frequency (MHz)	Correct Factor (dB)	Reading Level (dBuV)	Measure Level (dBuV/m)	Margin (dB)	Limit (dBuV/m)	Detector Type
1	4500.000	7.100	30.423	37.524	-16.476	54.000	AVERAGE
2	5150.000	8.475	32.187	40.662	-13.338	54.000	AVERAGE
3	* 5321.000	8.584	91.499	100.083	46.083	54.000	AVERAGE
4	5350.000	8.600	43.756	52.356	-1.644	54.000	AVERAGE
5	5351.500	8.601	43.827	52.428	-1.572	54.000	AVERAGE
6	5460.000	8.660	32.940	41.600	-12.400	54.000	AVERAGE

Note:

1. All readings above 1GHz are performed with peak and/or average measurements as necessary.
2. Peak measurements: RBW = 1MHz, VBW = 1MHz, Sweep: Auto.
3. Average measurements: RBW = 1MHz, VBW = 10 Hz, Sweep: Auto.
4. " \* ", means this data is the worst emission level.
5. Measurement Level = Reading Level + Correct Factor.
6. The average measurement was not performed when the peak measured data under the limit of average detection.

Site : CB4-H	Time : 2017/04/12
Limit : FCC_SpartC_15.209_03M_PK	Margin : 6
Probe : CB4-H_FCC_EFS_B432_1-18GHz_3M_1116 - VERTICAL	Power : AC 120V/60Hz
EUT : UHD551-L	Note : Mode 1: Tx_SISO Mode_802.11a_5320MHz_Ant0

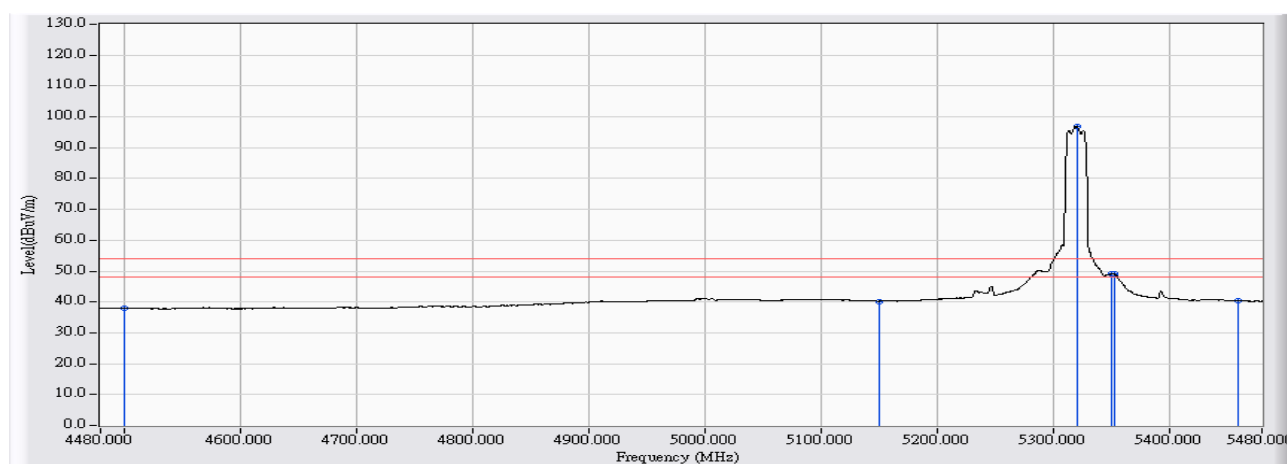


		Frequency (MHz)	Correct Factor (dB)	Reading Level (dBuV)	Measure Level (dBuV/m)	Margin (dB)	Limit (dBuV/m)	Detector Type
1		4500.000	7.100	43.291	50.392	-23.608	74.000	PEAK
2		5150.000	8.475	43.477	51.952	-22.048	74.000	PEAK
3	*	5320.000	8.583	99.210	107.793	33.793	74.000	PEAK
4		5350.000	8.600	53.844	62.444	-11.556	74.000	PEAK
5		5353.000	8.601	52.889	61.491	-12.509	74.000	PEAK
6		5460.000	8.660	43.333	51.993	-22.007	74.000	PEAK

## Note:

1. All readings above 1GHz are performed with peak and/or average measurements as necessary.
2. Peak measurements: RBW = 1MHz, VBW = 1MHz, Sweep: Auto.
3. Average measurements: RBW = 1MHz, VBW = 10 Hz, Sweep: Auto.
4. " \* ", means this data is the worst emission level.
5. Measurement Level = Reading Level + Correct Factor.
6. The average measurement was not performed when the peak measured data under the limit of average detection.

Site : CB4-H	Time : 2017/04/12
Limit : FCC_SpartC_15.209_03M_AV	Margin : 6
Probe : CB4-H_FCC_EFS_B432_1-18GHz_3M_1116 - VERTICAL	Power : AC 120V/60Hz
EUT : UHD551-L	Note : Mode 1: Tx_SISO Mode_802.11a_5320MHz_Ant0

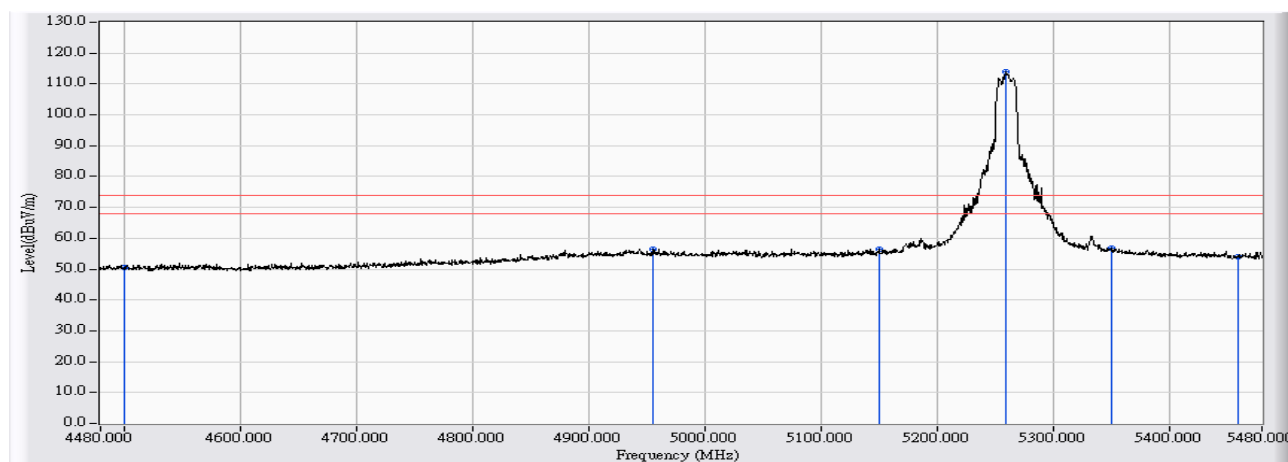


		Frequency (MHz)	Correct Factor (dB)	Reading Level (dBuV)	Measure Level (dBuV/m)	Margin (dB)	Limit (dBuV/m)	Detector Type
1		4500.000	7.100	30.795	37.896	-16.104	54.000	AVERAGE
2		5150.000	8.475	31.770	40.245	-13.755	54.000	AVERAGE
3	*	5321.000	8.584	88.459	97.043	43.043	54.000	AVERAGE
4		5350.000	8.600	40.394	48.994	-5.006	54.000	AVERAGE
5		5352.500	8.602	40.478	49.079	-4.921	54.000	AVERAGE
6		5460.000	8.660	31.726	40.386	-13.614	54.000	AVERAGE

## Note:

1. All readings above 1GHz are performed with peak and/or average measurements as necessary.
2. Peak measurements: RBW = 1MHz, VBW = 1MHz, Sweep: Auto.
3. Average measurements: RBW = 1MHz, VBW = 10 Hz, Sweep: Auto.
4. " \* ", means this data is the worst emission level.
5. Measurement Level = Reading Level + Correct Factor.
6. The average measurement was not performed when the peak measured data under the limit of average detection.

Site : CB4-H	Time : 2017/04/12
Limit : FCC_SpartC_15.209_03M_PK	Margin : 6
Probe : CB4-H_FCC_EFS_B432_1-18GHz_3M_1116 - HORIZONTAL	Power : AC 120V/60Hz
EUT : UHD551-L	Note : Mode 1: Tx_SISO Mode_802.11a_5260MHz_Ant1



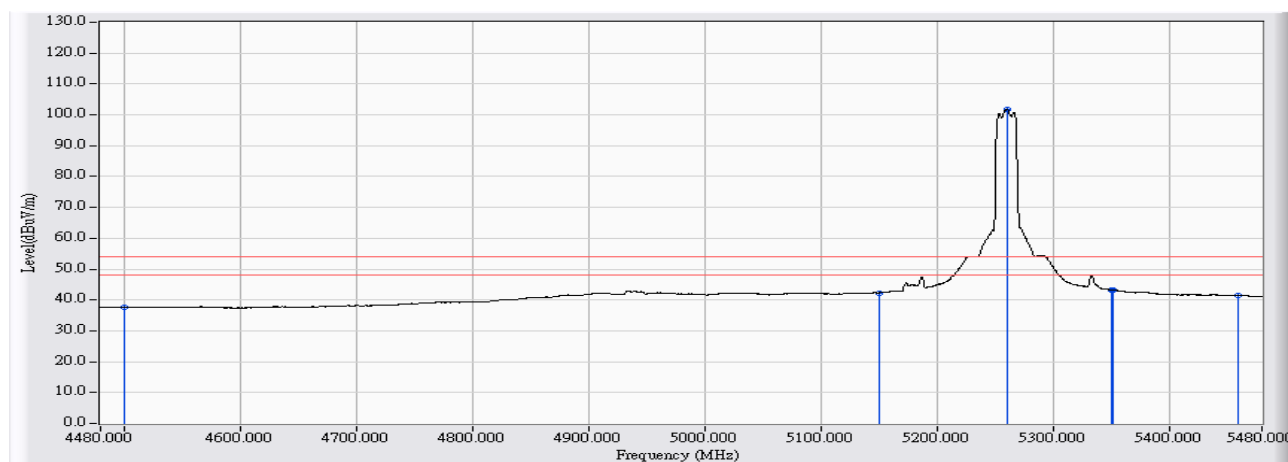
		Frequency (MHz)	Correct Factor (dB)	Reading Level (dBuV)	Measure Level (dBuV/m)	Margin (dB)	Limit (dBuV/m)	Detector Type
1		4500.000	7.100	43.420	50.521	-23.479	74.000	PEAK
2		4955.500	8.255	48.380	56.635	-17.365	74.000	PEAK
3		5150.000	8.475	47.999	56.474	-17.526	74.000	PEAK
4	*	5259.500	8.550	105.341	113.891	39.891	74.000	PEAK
5		5350.000	8.600	48.135	56.735	-17.265	74.000	PEAK
6		5460.000	8.660	45.352	54.012	-19.988	74.000	PEAK

## Note:

1. All readings above 1GHz are performed with peak and/or average measurements as necessary.
2. Peak measurements: RBW = 1MHz, VBW = 1MHz, Sweep: Auto.
3. Average measurements: RBW = 1MHz, VBW = 10 Hz, Sweep: Auto.
4. " \* ", means this data is the worst emission level.
5. Measurement Level = Reading Level + Correct Factor.
6. The average measurement was not performed when the peak measured data under the limit of average detection.



Site : CB4-H	Time : 2017/04/12
Limit : FCC_SpartC_15.209_03M_AV	Margin : 6
Probe : CB4-H_FCC_EFS_B432_1-18GHz_3M_1116 - HORIZONTAL	Power : AC 120V/60Hz
EUT : UHD551-L	Note : Mode 1: Tx_SISO Mode_802.11a_5260MHz_Ant1

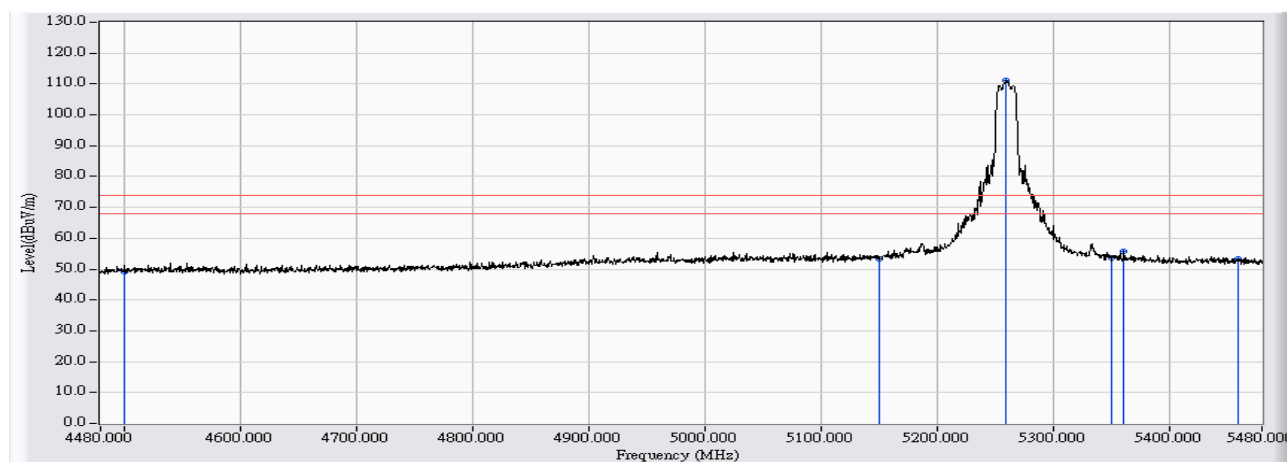


	Frequency (MHz)	Correct Factor (dB)	Reading Level (dBuV)	Measure Level (dBuV/m)	Margin (dB)	Limit (dBuV/m)	Detector Type
1	4500.000	7.100	30.527	37.628	-16.372	54.000	AVERAGE
2	5150.000	8.475	33.854	42.329	-11.671	54.000	AVERAGE
3	* 5261.000	8.551	93.279	101.830	47.830	54.000	AVERAGE
4	5350.000	8.600	34.681	43.281	-10.719	54.000	AVERAGE
5	5351.500	8.601	34.630	43.231	-10.769	54.000	AVERAGE
6	5460.000	8.660	32.804	41.464	-12.536	54.000	AVERAGE

Note:

1. All readings above 1GHz are performed with peak and/or average measurements as necessary.
2. Peak measurements: RBW = 1MHz, VBW = 1MHz, Sweep: Auto.
3. Average measurements: RBW = 1MHz, VBW = 10 Hz, Sweep: Auto.
4. " \* ", means this data is the worst emission level.
5. Measurement Level = Reading Level + Correct Factor.
6. The average measurement was not performed when the peak measured data under the limit of average detection.

Site : CB4-H	Time : 2017/04/12
Limit : FCC_SpartC_15.209_03M_PK	Margin : 6
Probe : CB4-H_FCC_EFS_B432_1-18GHz_3M_1116 - VERTICAL	Power : AC 120V/60Hz
EUT : UHD551-L	Note : Mode 1: Tx_SISO Mode_802.11a_5260MHz_Ant1

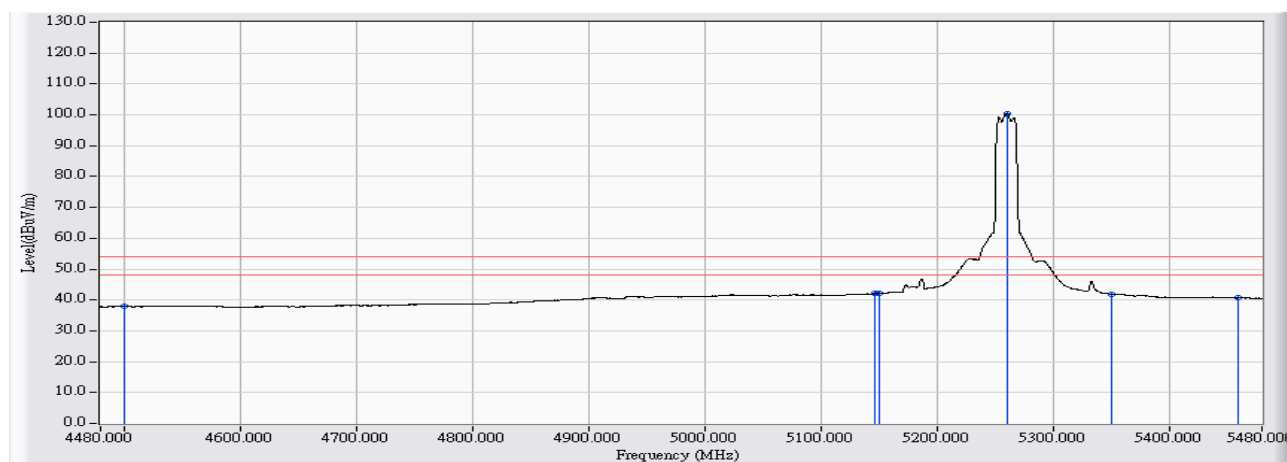


		Frequency (MHz)	Correct Factor (dB)	Reading Level (dBuV)	Measure Level (dBuV/m)	Margin (dB)	Limit (dBuV/m)	Detector Type
1		4500.000	7.100	42.110	49.211	-24.789	74.000	PEAK
2		5150.000	8.475	44.971	53.446	-20.554	74.000	PEAK
3	*	5259.500	8.550	102.549	111.099	37.099	74.000	PEAK
4		5350.000	8.600	45.090	53.690	-20.310	74.000	PEAK
5		5361.000	8.606	47.160	55.766	-18.234	74.000	PEAK
6		5460.000	8.660	44.553	53.213	-20.787	74.000	PEAK

Note:

1. All readings above 1GHz are performed with peak and/or average measurements as necessary.
2. Peak measurements: RBW = 1MHz, VBW = 1MHz, Sweep: Auto.
3. Average measurements: RBW = 1MHz, VBW = 10 Hz, Sweep: Auto.
4. " \* ", means this data is the worst emission level.
5. Measurement Level = Reading Level + Correct Factor.
6. The average measurement was not performed when the peak measured data under the limit of average detection.

Site : CB4-H	Time : 2017/04/12
Limit : FCC_SpartC_15.209_03M_AV	Margin : 6
Probe : CB4-H_FCC_EFS_B432_1-18GHz_3M_1116 - VERTICAL	Power : AC 120V/60Hz
EUT : UHD551-L	Note : Mode 1: Tx_SISO Mode_802.11a_5260MHz_Ant1

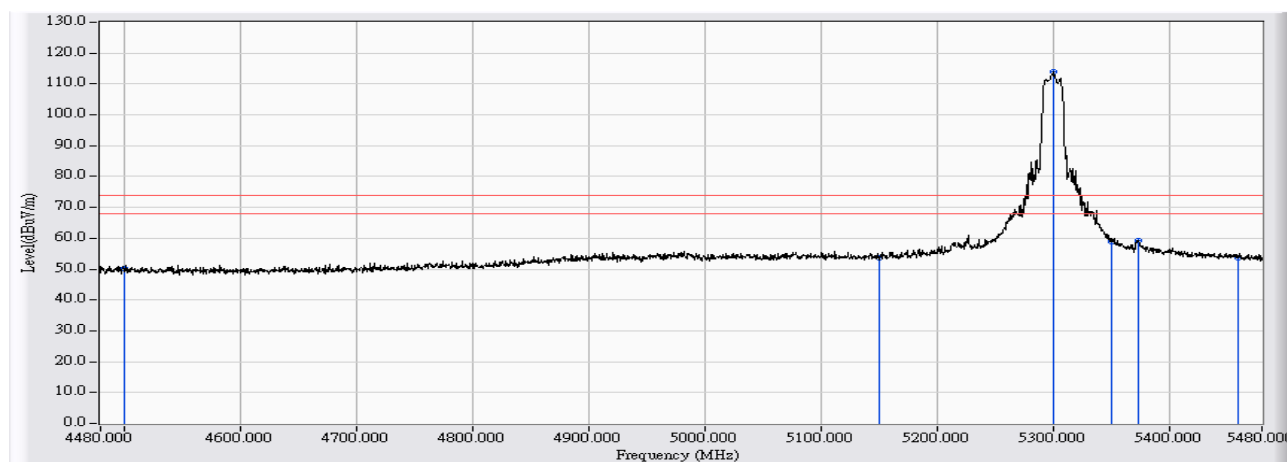


		Frequency (MHz)	Correct Factor (dB)	Reading Level (dBuV)	Measure Level (dBuV/m)	Margin (dB)	Limit (dBuV/m)	Detector Type
1		4500.000	7.100	30.726	37.827	-16.173	54.000	AVERAGE
2		5146.500	8.473	33.641	42.113	-11.887	54.000	AVERAGE
3		5150.000	8.475	33.571	42.046	-11.954	54.000	AVERAGE
4	*	5261.000	8.551	91.803	100.354	46.354	54.000	AVERAGE
5		5350.000	8.600	33.358	41.958	-12.042	54.000	AVERAGE
6		5460.000	8.660	32.090	40.750	-13.250	54.000	AVERAGE

## Note:

1. All readings above 1GHz are performed with peak and/or average measurements as necessary.
2. Peak measurements: RBW = 1MHz, VBW = 1MHz, Sweep: Auto.
3. Average measurements: RBW = 1MHz, VBW = 10 Hz, Sweep: Auto.
4. " \* ", means this data is the worst emission level.
5. Measurement Level = Reading Level + Correct Factor.
6. The average measurement was not performed when the peak measured data under the limit of average detection.

Site : CB4-H	Time : 2017/04/12
Limit : FCC_SpartC_15.209_03M_PK	Margin : 6
Probe : CB4-H_FCC_EFS_B432_1-18GHz_3M_1116 - HORIZONTAL	Power : AC 120V/60Hz
EUT : UHD551-L	Note : Mode 1: Tx_SISO Mode_802.11a_5300MHz_Ant1

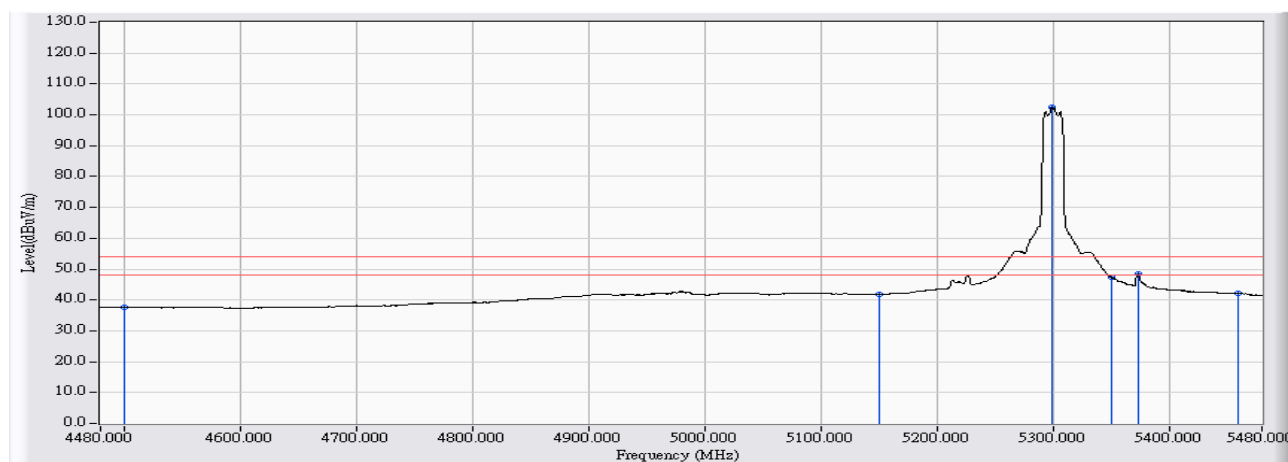


	Frequency (MHz)	Correct Factor (dB)	Reading Level (dBuV)	Measure Level (dBuV/m)	Margin (dB)	Limit (dBuV/m)	Detector Type
1	4500.000	7.100	43.007	50.108	-23.892	74.000	PEAK
2	5150.000	8.475	45.328	53.803	-20.197	74.000	PEAK
3	* 5300.000	8.572	105.437	114.009	40.009	74.000	PEAK
4	5350.000	8.600	50.438	59.038	-14.962	74.000	PEAK
5	5373.000	8.612	50.754	59.367	-14.633	74.000	PEAK
6	5460.000	8.660	44.900	53.560	-20.440	74.000	PEAK

## Note:

1. All readings above 1GHz are performed with peak and/or average measurements as necessary.
2. Peak measurements: RBW = 1MHz, VBW = 1MHz, Sweep: Auto.
3. Average measurements: RBW = 1MHz, VBW = 10 Hz, Sweep: Auto.
4. " \* ", means this data is the worst emission level.
5. Measurement Level = Reading Level + Correct Factor.
6. The average measurement was not performed when the peak measured data under the limit of average detection.

Site : CB4-H	Time : 2017/04/12
Limit : FCC_SpartC_15.209_03M_AV	Margin : 6
Probe : CB4-H_FCC_EFS_B432_1-18GHz_3M_1116 - HORIZONTAL	Power : AC 120V/60Hz
EUT : UHD551-L	Note : Mode 1: Tx_SISO Mode_802.11a_5300MHz_Ant1

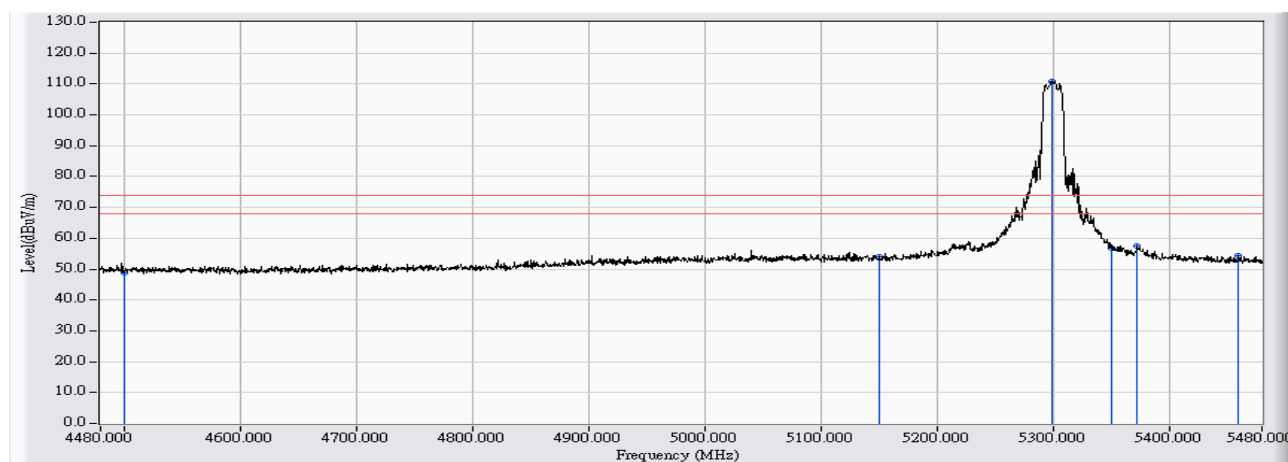


	Frequency (MHz)	Correct Factor (dB)	Reading Level (dBuV)	Measure Level (dBuV/m)	Margin (dB)	Limit (dBuV/m)	Detector Type
1	4500.000	7.100	30.431	37.532	-16.468	54.000	AVERAGE
2	5150.000	8.475	33.306	41.781	-12.219	54.000	AVERAGE
3	* 5299.000	8.572	93.721	102.293	48.293	54.000	AVERAGE
4	5350.000	8.600	38.876	47.476	-6.524	54.000	AVERAGE
5	5373.000	8.612	39.785	48.398	-5.602	54.000	AVERAGE
6	5460.000	8.660	33.529	42.189	-11.811	54.000	AVERAGE

Note:

1. All readings above 1GHz are performed with peak and/or average measurements as necessary.
2. Peak measurements: RBW = 1MHz, VBW = 1MHz, Sweep: Auto.
3. Average measurements: RBW = 1MHz, VBW = 10 Hz, Sweep: Auto.
4. " \* ", means this data is the worst emission level.
5. Measurement Level = Reading Level + Correct Factor.
6. The average measurement was not performed when the peak measured data under the limit of average detection.

Site : CB4-H	Time : 2017/04/12
Limit : FCC_SpartC_15.209_03M_PK	Margin : 6
Probe : CB4-H_FCC_EFS_B432_1-18GHz_3M_1116 - VERTICAL	Power : AC 120V/60Hz
EUT : UHD551-L	Note : Mode 1: Tx_SISO Mode_802.11a_5300MHz_Ant1

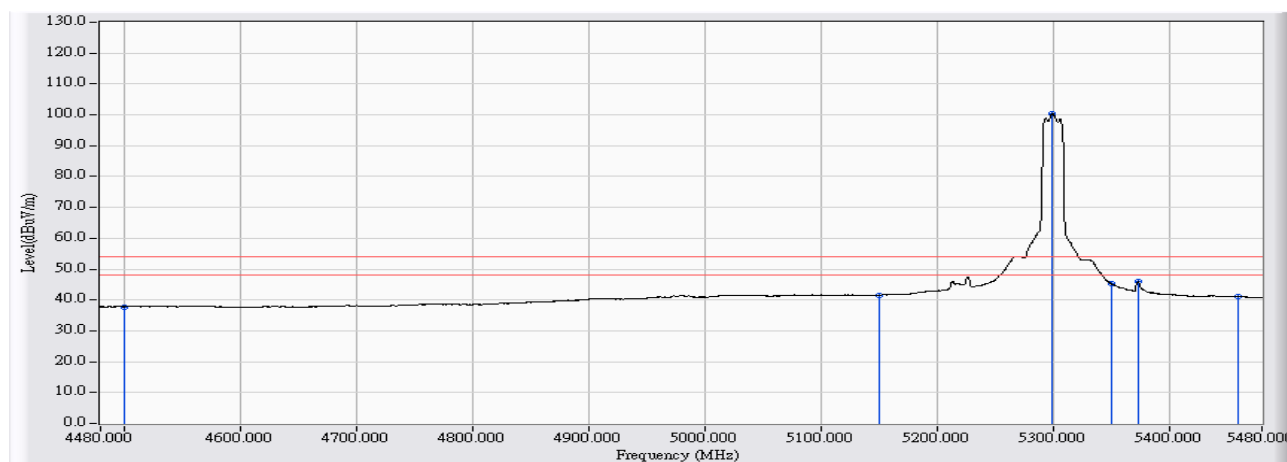


		Frequency (MHz)	Correct Factor (dB)	Reading Level (dBuV)	Measure Level (dBuV/m)	Margin (dB)	Limit (dBuV/m)	Detector Type
1		4500.000	7.100	41.859	48.960	-25.040	74.000	PEAK
2		5150.000	8.475	45.540	54.015	-19.985	74.000	PEAK
3	*	5299.500	8.572	102.329	110.901	36.901	74.000	PEAK
4		5350.000	8.600	48.180	56.780	-17.220	74.000	PEAK
5		5372.500	8.612	48.968	57.580	-16.420	74.000	PEAK
6		5460.000	8.660	45.636	54.296	-19.704	74.000	PEAK

Note:

1. All readings above 1GHz are performed with peak and/or average measurements as necessary.
2. Peak measurements: RBW = 1MHz, VBW = 1MHz, Sweep: Auto.
3. Average measurements: RBW = 1MHz, VBW = 10 Hz, Sweep: Auto.
4. " \* ", means this data is the worst emission level.
5. Measurement Level = Reading Level + Correct Factor.
6. The average measurement was not performed when the peak measured data under the limit of average detection.

Site : CB4-H	Time : 2017/04/12
Limit : FCC_SpartC_15.209_03M_AV	Margin : 6
Probe : CB4-H_FCC_EFS_B432_1-18GHz_3M_1116 - VERTICAL	Power : AC 120V/60Hz
EUT : UHD551-L	Note : Mode 1: Tx_SISO Mode_802.11a_5300MHz_Ant1

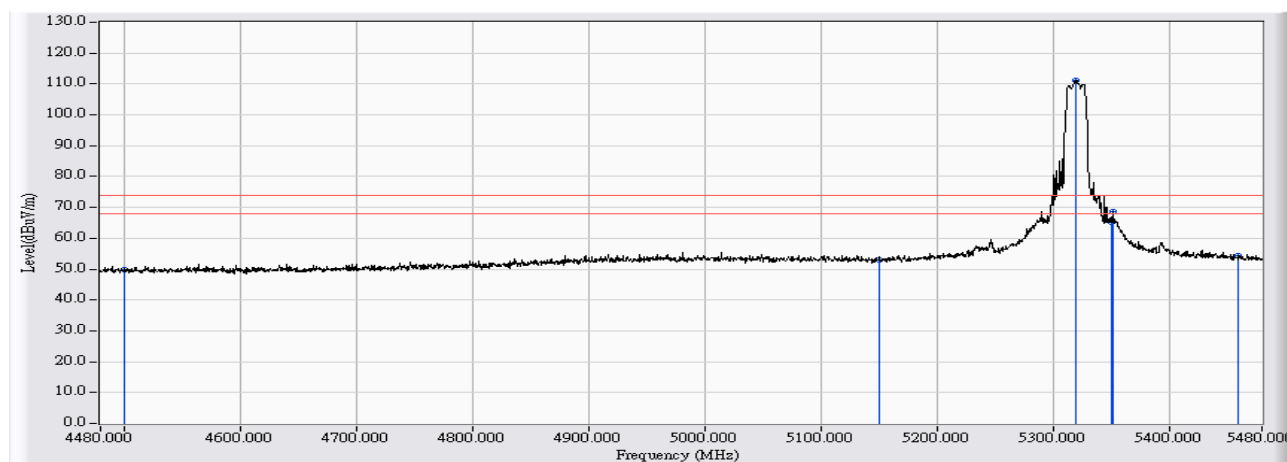


	Frequency (MHz)	Correct Factor (dB)	Reading Level (dBuV)	Measure Level (dBuV/m)	Margin (dB)	Limit (dBuV/m)	Detector Type
1	4500.000	7.100	30.677	37.778	-16.222	54.000	AVERAGE
2	5150.000	8.475	33.055	41.530	-12.470	54.000	AVERAGE
3	* 5299.000	8.572	91.753	100.325	46.325	54.000	AVERAGE
4	5350.000	8.600	36.650	45.250	-8.750	54.000	AVERAGE
5	5373.000	8.612	37.314	45.927	-8.073	54.000	AVERAGE
6	5460.000	8.660	32.443	41.103	-12.897	54.000	AVERAGE

## Note:

1. All readings above 1GHz are performed with peak and/or average measurements as necessary.
2. Peak measurements: RBW = 1MHz, VBW = 1MHz, Sweep: Auto.
3. Average measurements: RBW = 1MHz, VBW = 10 Hz, Sweep: Auto.
4. " \* ", means this data is the worst emission level.
5. Measurement Level = Reading Level + Correct Factor.
6. The average measurement was not performed when the peak measured data under the limit of average detection.

Site : CB4-H	Time : 2017/04/12
Limit : FCC_SpartC_15.209_03M_PK	Margin : 6
Probe : CB4-H_FCC_EFS_B432_1-18GHz_3M_1116 - HORIZONTAL	Power : AC 120V/60Hz
EUT : UHD551-L	Note : Mode 1: Tx_SISO Mode_802.11a_5320MHz_Ant1



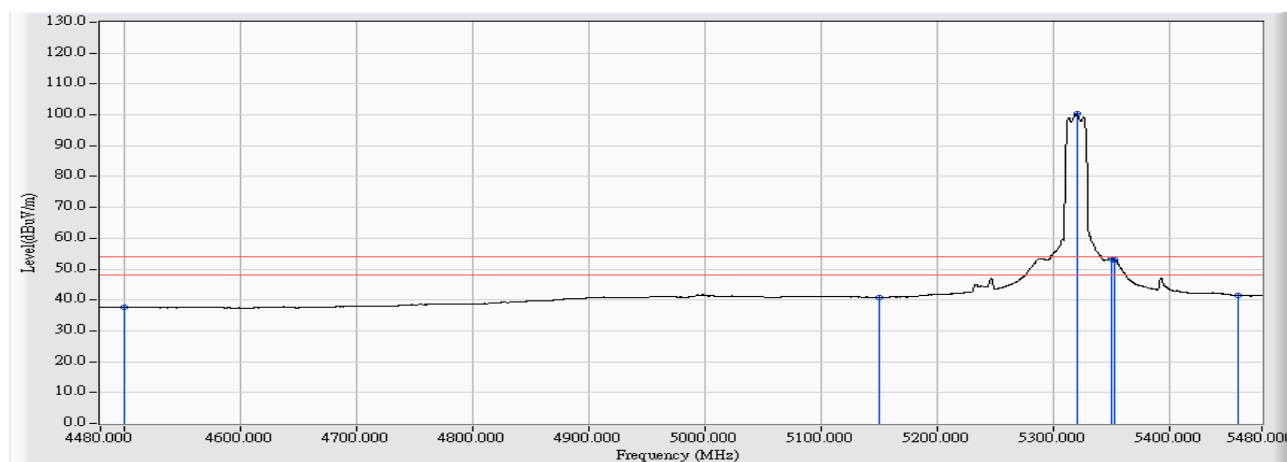
		Frequency (MHz)	Correct Factor (dB)	Reading Level (dBuV)	Measure Level (dBuV/m)	Margin (dB)	Limit (dBuV/m)	Detector Type
1		4500.000	7.100	42.589	49.690	-24.310	74.000	PEAK
2		5150.000	8.475	44.475	52.950	-21.050	74.000	PEAK
3	*	5319.500	8.583	102.697	111.280	37.280	74.000	PEAK
4		5350.000	8.600	56.656	65.256	-8.744	74.000	PEAK
5		5351.500	8.601	60.200	68.801	-5.199	74.000	PEAK
6		5460.000	8.660	45.572	54.232	-19.768	74.000	PEAK

## Note:

1. All readings above 1GHz are performed with peak and/or average measurements as necessary.
2. Peak measurements: RBW = 1MHz, VBW = 1MHz, Sweep: Auto.
3. Average measurements: RBW = 1MHz, VBW = 10 Hz, Sweep: Auto.
4. " \* ", means this data is the worst emission level.
5. Measurement Level = Reading Level + Correct Factor.
6. The average measurement was not performed when the peak measured data under the limit of average detection.



Site : CB4-H	Time : 2017/04/12
Limit : FCC_SpartC_15.209_03M_AV	Margin : 6
Probe : CB4-H_FCC_EFS_B432_1-18GHz_3M_1116 - HORIZONTAL	Power : AC 120V/60Hz
EUT : UHD551-L	Note : Mode 1: Tx_SISO Mode_802.11a_5320MHz_Ant1

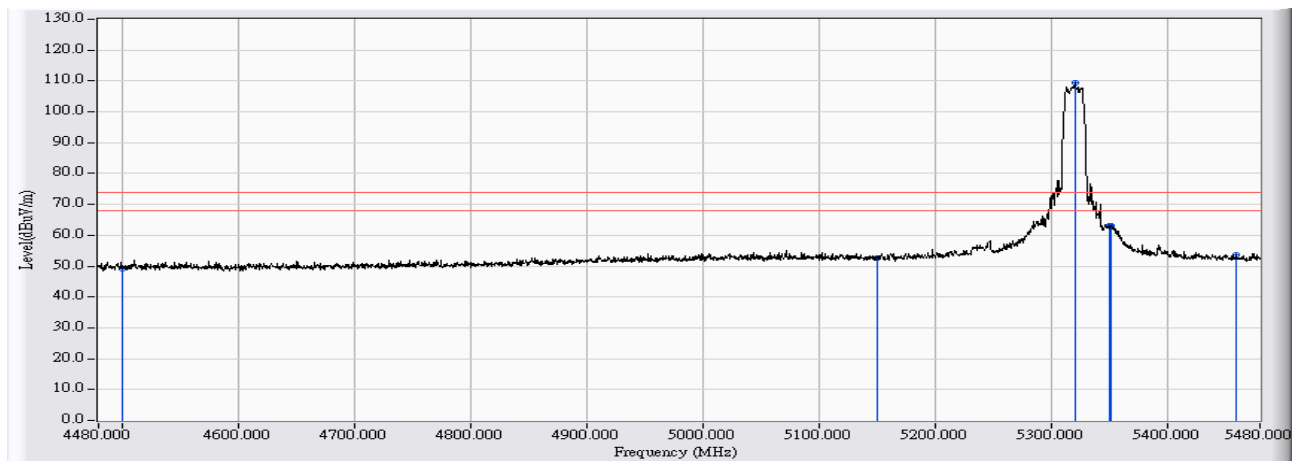


	Frequency (MHz)	Correct Factor (dB)	Reading Level (dBuV)	Measure Level (dBuV/m)	Margin (dB)	Limit (dBuV/m)	Detector Type
1	4500.000	7.100	30.442	37.543	-16.457	54.000	AVERAGE
2	5150.000	8.475	32.314	40.789	-13.211	54.000	AVERAGE
3	* 5321.000	8.584	91.632	100.216	46.216	54.000	AVERAGE
4	5350.000	8.600	44.672	53.272	-0.728	54.000	AVERAGE
5	5352.500	8.602	44.511	53.112	-0.888	54.000	AVERAGE
6	5460.000	8.660	32.908	41.568	-12.432	54.000	AVERAGE

Note:

1. All readings above 1GHz are performed with peak and/or average measurements as necessary.
2. Peak measurements: RBW = 1MHz, VBW = 1MHz, Sweep: Auto.
3. Average measurements: RBW = 1MHz, VBW = 10 Hz, Sweep: Auto.
4. " \* ", means this data is the worst emission level.
5. Measurement Level = Reading Level + Correct Factor.
6. The average measurement was not performed when the peak measured data under the limit of average detection.

Site : CB4-H	Time : 2017/04/12
Limit : FCC_SpartC_15.209_03M_PK	Margin : 6
Probe : CB4-H_FCC_EFS_B432_1-18GHz_3M_1116 - VERTICAL	Power : AC 120V/60Hz
EUT : UHD551-L	Note : Mode 1: Tx_SISO Mode_802.11a_5320MHz_Ant1

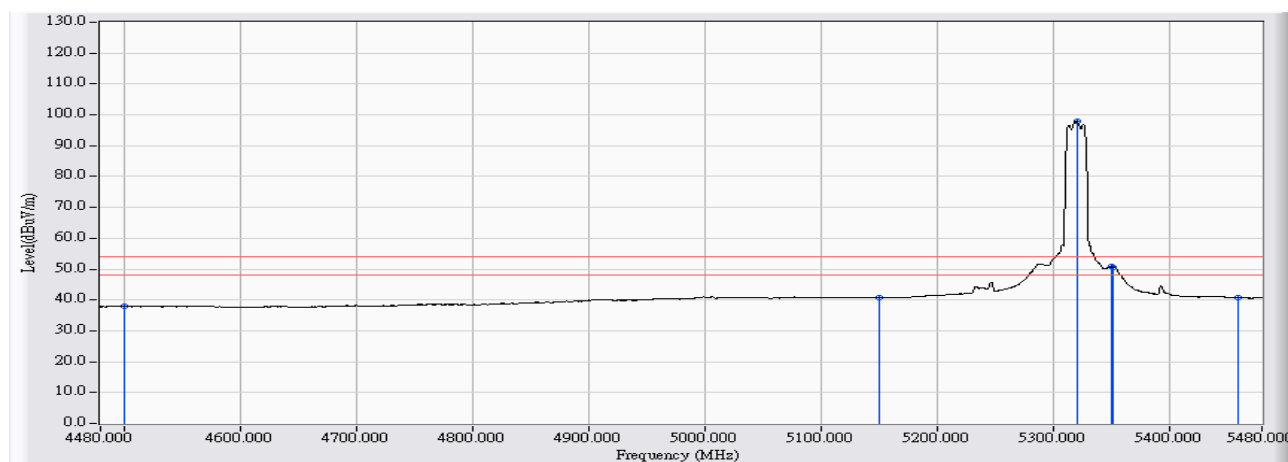


		Frequency (MHz)	Correct Factor (dB)	Reading Level (dBuV)	Measure Level (dBuV/m)	Margin (dB)	Limit (dBuV/m)	Detector Type
1		4500.000	7.100	42.129	49.230	-24.770	74.000	PEAK
2		5150.000	8.475	44.094	52.569	-21.431	74.000	PEAK
3	*	5321.000	8.584	100.680	109.264	35.264	74.000	PEAK
4		5350.000	8.600	54.625	63.225	-10.775	74.000	PEAK
5		5351.500	8.601	54.530	63.131	-10.869	74.000	PEAK
6		5460.000	8.660	44.913	53.573	-20.427	74.000	PEAK

Note:

1. All readings above 1GHz are performed with peak and/or average measurements as necessary.
2. Peak measurements: RBW = 1MHz, VBW = 1MHz, Sweep: Auto.
3. Average measurements: RBW = 1MHz, VBW = 10 Hz, Sweep: Auto.
4. " \* ", means this data is the worst emission level.
5. Measurement Level = Reading Level + Correct Factor.
6. The average measurement was not performed when the peak measured data under the limit of average detection.

Site : CB4-H	Time : 2017/04/12
Limit : FCC_SpartC_15.209_03M_AV	Margin : 6
Probe : CB4-H_FCC_EFS_B432_1-18GHz_3M_1116 - VERTICAL	Power : AC 120V/60Hz
EUT : UHD551-L	Note : Mode 1: Tx_SISO Mode_802.11a_5320MHz_Ant1

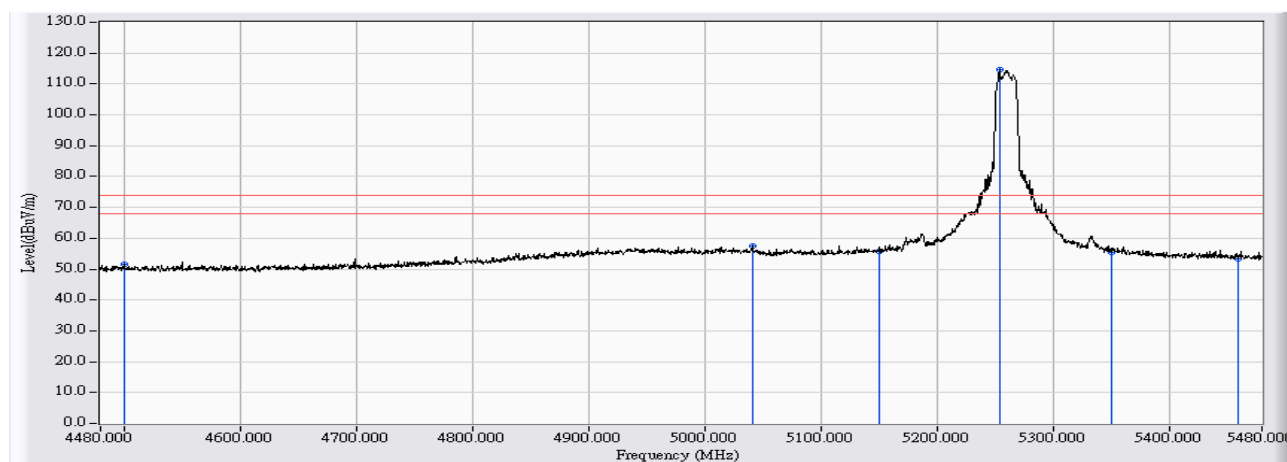


	Frequency (MHz)	Correct Factor (dB)	Reading Level (dBuV)	Measure Level (dBuV/m)	Margin (dB)	Limit (dBuV/m)	Detector Type
1	4500.000	7.100	30.772	37.873	-16.127	54.000	AVERAGE
2	5150.000	8.475	32.242	40.717	-13.283	54.000	AVERAGE
3	* 5321.000	8.584	89.301	97.885	43.885	54.000	AVERAGE
4	5350.000	8.600	42.123	50.723	-3.277	54.000	AVERAGE
5	5351.500	8.601	42.059	50.660	-3.340	54.000	AVERAGE
6	5460.000	8.660	32.083	40.743	-13.257	54.000	AVERAGE

Note:

1. All readings above 1GHz are performed with peak and/or average measurements as necessary.
2. Peak measurements: RBW = 1MHz, VBW = 1MHz, Sweep: Auto.
3. Average measurements: RBW = 1MHz, VBW = 10 Hz, Sweep: Auto.
4. " \* ", means this data is the worst emission level.
5. Measurement Level = Reading Level + Correct Factor.
6. The average measurement was not performed when the peak measured data under the limit of average detection.

Site : CB4-H	Time : 2017/04/12
Limit : FCC_SpartC_15.209_03M_PK	Margin : 6
Probe : CB4-H_FCC_EFS_B432_1-18GHz_3M_1116 - HORIZONTAL	Power : AC 120V/60Hz
EUT : UHD551-L	Note : Mode 2: Tx_MIMO Mode_802.11n(20M)_5260MHz

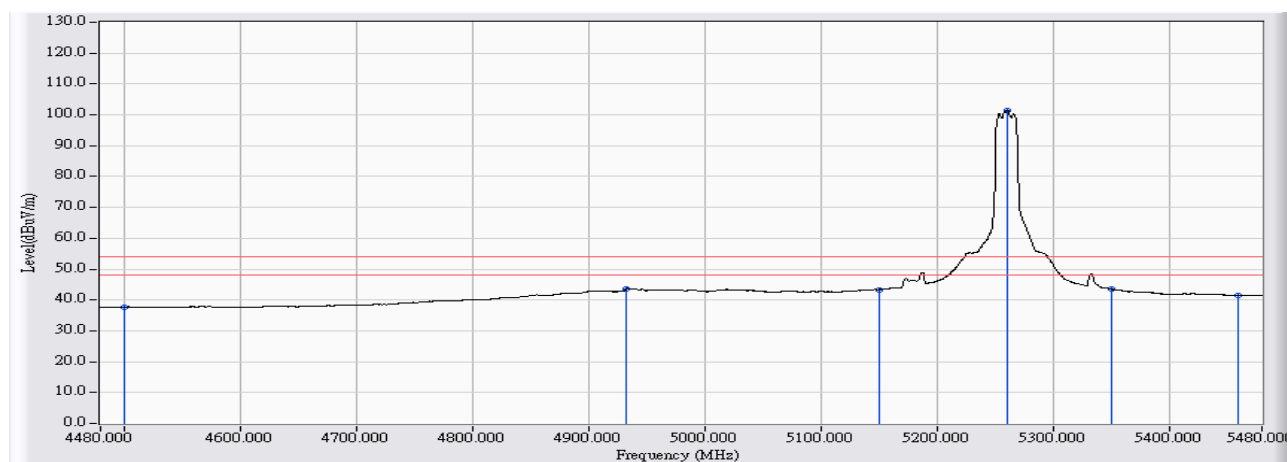


		Frequency (MHz)	Correct Factor (dB)	Reading Level (dBuV)	Measure Level (dBuV/m)	Margin (dB)	Limit (dBuV/m)	Detector Type
1		4500.000	7.100	44.337	51.438	-22.562	74.000	PEAK
2		5041.500	8.399	49.186	57.585	-16.415	74.000	PEAK
3		5150.000	8.475	47.459	55.934	-18.066	74.000	PEAK
4	*	5254.000	8.547	106.024	114.571	40.571	74.000	PEAK
5		5350.000	8.600	46.705	55.305	-18.695	74.000	PEAK
6		5460.000	8.660	44.808	53.468	-20.532	74.000	PEAK

## Note:

1. All readings above 1GHz are performed with peak and/or average measurements as necessary.
2. Peak measurements: RBW = 1MHz, VBW = 1MHz, Sweep: Auto.
3. Average measurements: RBW = 1MHz, VBW = 10 Hz, Sweep: Auto.
4. " \* ", means this data is the worst emission level.
5. Measurement Level = Reading Level + Correct Factor.
6. The average measurement was not performed when the peak measured data under the limit of average detection.

Site : CB4-H	Time : 2017/04/12
Limit : FCC_SpartC_15.209_03M_AV	Margin : 6
Probe : CB4-H_FCC_EFS_B432_1-18GHz_3M_1116 - HORIZONTAL	Power : AC 120V/60Hz
EUT : UHD551-L	Note : Mode 2: Tx_MIMO Mode_802.11n(20M)_5260MHz

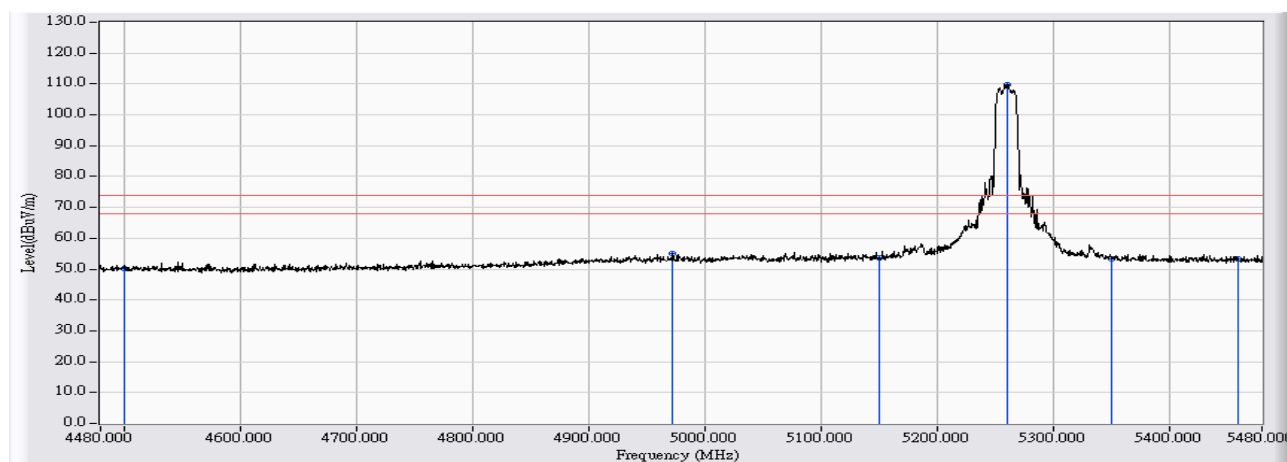


		Frequency (MHz)	Correct Factor (dB)	Reading Level (dBuV)	Measure Level (dBuV/m)	Margin (dB)	Limit (dBuV/m)	Detector Type
1		4500.000	7.100	30.570	37.671	-16.329	54.000	AVERAGE
2		4933.000	8.198	35.493	43.690	-10.310	54.000	AVERAGE
3		5150.000	8.475	34.864	43.339	-10.661	54.000	AVERAGE
4	*	5261.000	8.551	92.892	101.443	47.443	54.000	AVERAGE
5		5350.000	8.600	34.941	43.541	-10.459	54.000	AVERAGE
6		5460.000	8.660	32.976	41.636	-12.364	54.000	AVERAGE

## Note:

1. All readings above 1GHz are performed with peak and/or average measurements as necessary.
2. Peak measurements: RBW = 1MHz, VBW = 1MHz, Sweep: Auto.
3. Average measurements: RBW = 1MHz, VBW = 10 Hz, Sweep: Auto.
4. " \* ", means this data is the worst emission level.
5. Measurement Level = Reading Level + Correct Factor.
6. The average measurement was not performed when the peak measured data under the limit of average detection.

Site : CB4-H	Time : 2017/04/12
Limit : FCC_SpartC_15.209_03M_PK	Margin : 6
Probe : CB4-H_FCC_EFS_B432_1-18GHz_3M_1116 - VERTICAL	Power : AC 120V/60Hz
EUT : UHD551-L	Note : Mode 2: Tx_MIMO Mode_802.11n(20M)_5260MHz

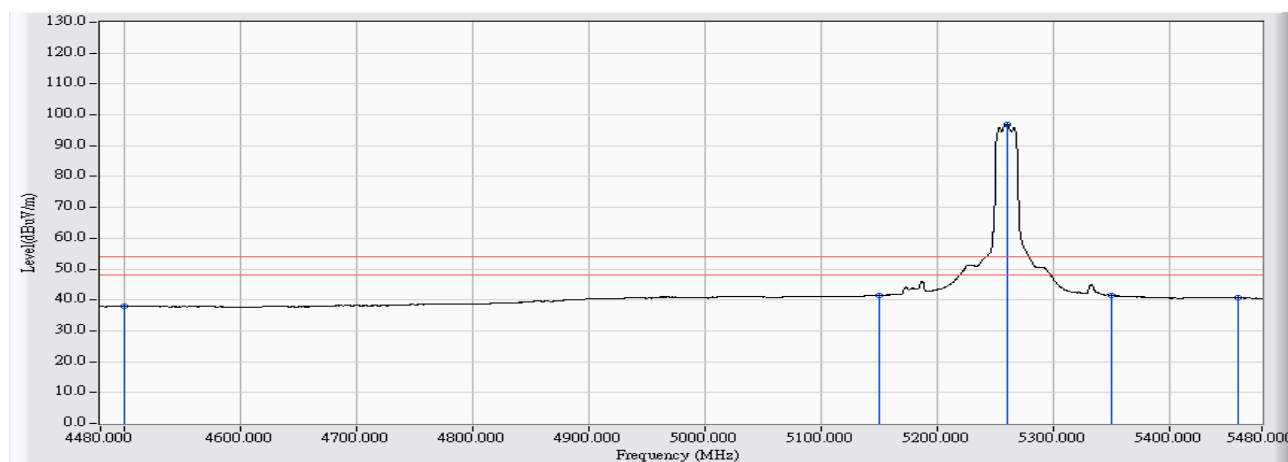


		Frequency (MHz)	Correct Factor (dB)	Reading Level (dBuV)	Measure Level (dBuV/m)	Margin (dB)	Limit (dBuV/m)	Detector Type
1		4500.000	7.100	42.929	50.030	-23.970	74.000	PEAK
2		4972.500	8.298	46.813	55.112	-18.888	74.000	PEAK
3		5150.000	8.475	45.072	53.547	-20.453	74.000	PEAK
4	*	5261.000	8.551	101.330	109.881	35.881	74.000	PEAK
5		5350.000	8.600	44.673	53.273	-20.727	74.000	PEAK
6		5460.000	8.660	44.792	53.452	-20.548	74.000	PEAK

## Note:

1. All readings above 1GHz are performed with peak and/or average measurements as necessary.
2. Peak measurements: RBW = 1MHz, VBW = 1MHz, Sweep: Auto.
3. Average measurements: RBW = 1MHz, VBW = 10 Hz, Sweep: Auto.
4. " \* ", means this data is the worst emission level.
5. Measurement Level = Reading Level + Correct Factor.
6. The average measurement was not performed when the peak measured data under the limit of average detection.

Site : CB4-H	Time : 2017/04/12
Limit : FCC_SpartC_15.209_03M_AV	Margin : 6
Probe : CB4-H_FCC_EFS_B432_1-18GHz_3M_1116 - VERTICAL	Power : AC 120V/60Hz
EUT : UHD551-L	Note : Mode 2: Tx_MIMO Mode_802.11n(20M)_5260MHz

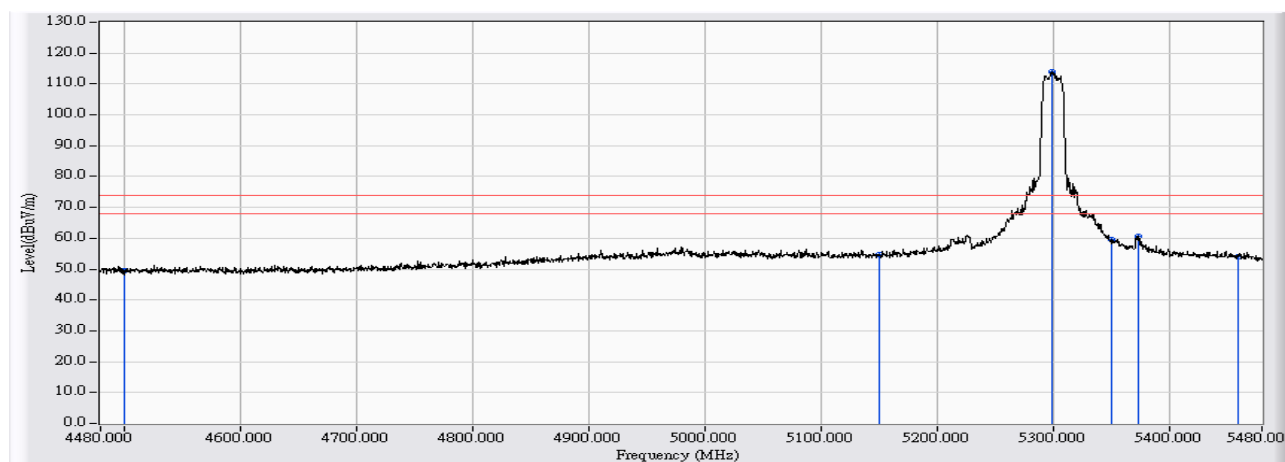


	Frequency (MHz)	Correct Factor (dB)	Reading Level (dBuV)	Measure Level (dBuV/m)	Margin (dB)	Limit (dBuV/m)	Detector Type
1	4500.000	7.100	30.833	37.934	-16.066	54.000	AVERAGE
2	5150.000	8.475	33.139	41.614	-12.386	54.000	AVERAGE
3	* 5261.000	8.551	88.423	96.974	42.974	54.000	AVERAGE
4	5350.000	8.600	32.876	41.476	-12.524	54.000	AVERAGE
5	5351.000	8.601	32.866	41.466	-12.534	54.000	AVERAGE
6	5460.000	8.660	32.066	40.726	-13.274	54.000	AVERAGE

## Note:

1. All readings above 1GHz are performed with peak and/or average measurements as necessary.
2. Peak measurements: RBW = 1MHz, VBW = 1MHz, Sweep: Auto.
3. Average measurements: RBW = 1MHz, VBW = 10 Hz, Sweep: Auto.
4. " \* ", means this data is the worst emission level.
5. Measurement Level = Reading Level + Correct Factor.
6. The average measurement was not performed when the peak measured data under the limit of average detection.

Site : CB4-H	Time : 2017/04/12
Limit : FCC_SpartC_15.209_03M_PK	Margin : 6
Probe : CB4-H_FCC_EFS_B432_1-18GHz_3M_1116 - HORIZONTAL	Power : AC 120V/60Hz
EUT : UHD551-L	Note : Mode 2: Tx_MIMO Mode_802.11n(20M)_5300MHz



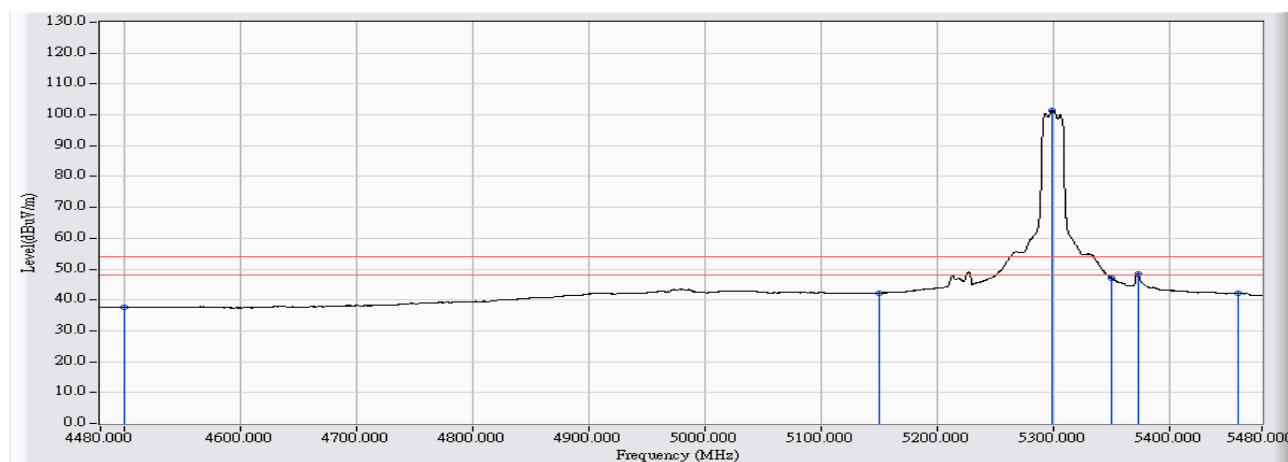
		Frequency (MHz)	Correct Factor (dB)	Reading Level (dBuV)	Measure Level (dBuV/m)	Margin (dB)	Limit (dBuV/m)	Detector Type
1		4500.000	7.100	42.364	49.465	-24.535	74.000	PEAK
2		5150.000	8.475	46.298	54.773	-19.227	74.000	PEAK
3	*	5299.500	8.572	105.301	113.873	39.873	74.000	PEAK
4		5350.000	8.600	51.133	59.733	-14.267	74.000	PEAK
5		5373.000	8.612	51.964	60.577	-13.423	74.000	PEAK
6		5460.000	8.660	45.533	54.193	-19.807	74.000	PEAK

## Note:

1. All readings above 1GHz are performed with peak and/or average measurements as necessary.
2. Peak measurements: RBW = 1MHz, VBW = 1MHz, Sweep: Auto.
3. Average measurements: RBW = 1MHz, VBW = 10 Hz, Sweep: Auto.
4. " \* ", means this data is the worst emission level.
5. Measurement Level = Reading Level + Correct Factor.
6. The average measurement was not performed when the peak measured data under the limit of average detection.



Site : CB4-H	Time : 2017/04/12
Limit : FCC_SpartC_15.209_03M_AV	Margin : 6
Probe : CB4-H_FCC_EFS_B432_1-18GHz_3M_1116 - HORIZONTAL	Power : AC 120V/60Hz
EUT : UHD551-L	Note : Mode 2: Tx_MIMO Mode_802.11n(20M)_5300MHz

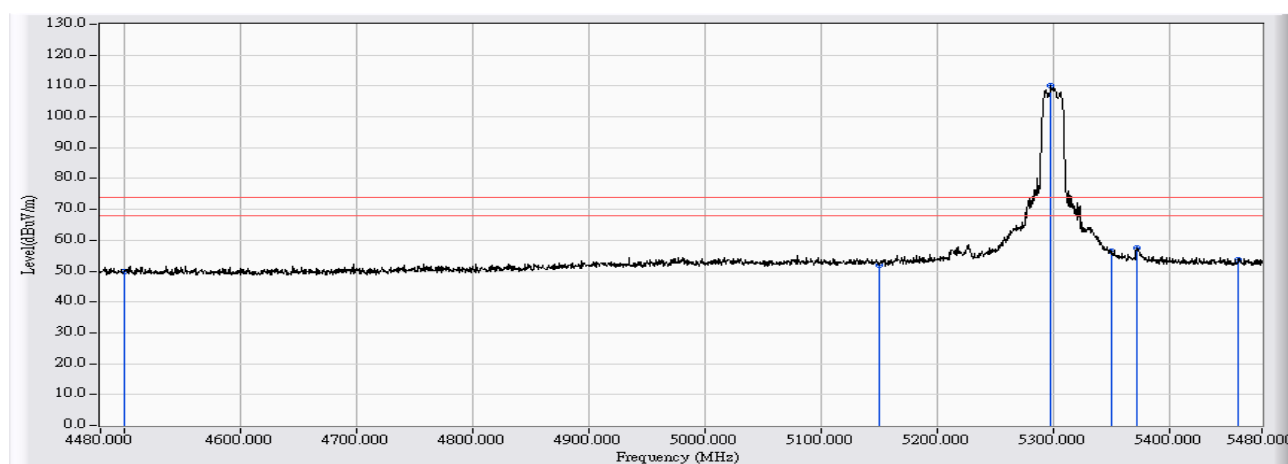


		Frequency (MHz)	Correct Factor (dB)	Reading Level (dBuV)	Measure Level (dBuV/m)	Margin (dB)	Limit (dBuV/m)	Detector Type
1		4500.000	7.100	30.476	37.577	-16.423	54.000	AVERAGE
2		5150.000	8.475	33.678	42.153	-11.847	54.000	AVERAGE
3	*	5299.000	8.572	92.954	101.526	47.526	54.000	AVERAGE
4		5350.000	8.600	38.513	47.113	-6.887	54.000	AVERAGE
5		5373.000	8.612	39.800	48.413	-5.587	54.000	AVERAGE
6		5460.000	8.660	33.615	42.275	-11.725	54.000	AVERAGE

## Note:

1. All readings above 1GHz are performed with peak and/or average measurements as necessary.
2. Peak measurements: RBW = 1MHz, VBW = 1MHz, Sweep: Auto.
3. Average measurements: RBW = 1MHz, VBW = 10 Hz, Sweep: Auto.
4. " \* ", means this data is the worst emission level.
5. Measurement Level = Reading Level + Correct Factor.
6. The average measurement was not performed when the peak measured data under the limit of average detection.

Site : CB4-H	Time : 2017/04/12
Limit : FCC_SpartC_15.209_03M_PK	Margin : 6
Probe : CB4-H_FCC_EFS_B432_1-18GHz_3M_1116 - VERTICAL	Power : AC 120V/60Hz
EUT : UHD551-L	Note : Mode 2: Tx_MIMO Mode_802.11n(20M)_5300MHz



		Frequency (MHz)	Correct Factor (dB)	Reading Level (dBuV)	Measure Level (dBuV/m)	Margin (dB)	Limit (dBuV/m)	Detector Type
1		4500.000	7.100	42.597	49.698	-24.302	74.000	PEAK
2		5150.000	8.475	43.609	52.084	-21.916	74.000	PEAK
3	*	5298.500	8.571	101.710	110.282	36.282	74.000	PEAK
4		5350.000	8.600	47.814	56.414	-17.586	74.000	PEAK
5		5372.000	8.613	48.732	57.344	-16.656	74.000	PEAK
6		5460.000	8.660	44.839	53.499	-20.501	74.000	PEAK

Note:

1. All readings above 1GHz are performed with peak and/or average measurements as necessary.
2. Peak measurements: RBW = 1MHz, VBW = 1MHz, Sweep: Auto.
3. Average measurements: RBW = 1MHz, VBW = 10 Hz, Sweep: Auto.
4. " \* ", means this data is the worst emission level.
5. Measurement Level = Reading Level + Correct Factor.
6. The average measurement was not performed when the peak measured data under the limit of average detection.