


1.1 Test setup Photos



Radiated Emissions Front side



Test Setup – Radiated Emissions




Test Setup – Frequency Stability




Photo of Test Setup for 30 MHz to 1000 MHz Substitution



Photo of Test Setup for 1 GHz to 2.5 GHz Substitution



Test Setup – Radiated Emissions Normal and co-location operation



Test Setup – Radiated Emissions Normal and co-location operation