









External Photos

System view	Node C 843 Node M 843
<p data-bbox="145 483 481 521">Exterior, right side view</p> 	<p data-bbox="1294 490 1318 517">x</p>
<p data-bbox="145 1229 667 1267">Exterior, label position, left side view</p> 	<p data-bbox="1294 1236 1318 1263">x</p>

System view	Node C 843 Node M 843
<p>Exterior, front view</p> 	<p>x</p>
<p>Exterior, front view w/o cover</p> 	<p>x</p>

System view	Node C 843 Node M 843
<p>Exterior, Bottom view</p>  <p>The image shows the bottom view of the device with its cover. On the left, there is a 'Mains' power input. In the center, there are two red circular ports. On the right, there is a red circular port labeled 'BTS'. The device is white and has several mounting holes along the bottom edge.</p>	<p>x</p>
<p>Exterior, Bottom view w/o cover</p>  <p>The image shows the bottom view of the device without its cover. It reveals the internal components, including three red circular ports labeled 'Diversity', 'Mobile', and 'BTS' from left to right. A 'Mains' power input is visible on the left. The device is white and has several mounting holes along the bottom edge.</p>	<p>x</p>

System view	Node C 843 Node M 843
<p>Exterior, Top view</p> 	<p>x</p>
<p>Exterior, backside view</p> 	<p>x</p>