



EUT Photo Report

2024-0349-EMC-TR-24-0196-V01, 2024-0349-EMC-TR-24-0197-V01

Designation:	CAP H2 34T/37T F-AC-F1
Manufacturer:	CommScope
Serial No(s):	BGH2AA2434005
Regulation(s):	FCC Rules and Regulations as listed in 47 CFR, Part 20 and Part 27:2024-10-28
Measurement Procedure(s):	ANSI 63.26:2015

Date of issue:	2025-02-12		Signature:
Version:	01	Technical Reviewer:	
Date of receipt EUT:	2024-10-28		
Performance Date:	2024-12-02 — 2024-12-11	Report Reviewer:	



BNetzA-CAB-19/21-20



Deutsche
Akkreditierungsstelle
D-PL-12024-06-00

The test results relate only to the tested item. The sample has been provided by the client.

Without the written consent of Bureau Veritas Consumer Products Services Germany GmbH excerpts of this report shall not be reproduced.

Bureau Veritas
Consumer Products Services Germany GmbH
www.bureauveritas.de/cps
Phone: +49 (0)40 – 740 41 – 0

Schwerin
Wilhelm-Hennemann-Str. 8, 19061 Schwerin
cps-schwerin@bureauveritas.com

Tuerkheim
Businesspark A96, 86842 Tuerkheim
cps-tuerkheim@bureauveritas.com

Managing Director: Sebastian Doose, Stefan Kischka
VAT-No.: DE164793120
Reg.No.: Schwerin HRB 3564

Hamburg
Oehleckerring 40, 22419 Hamburg
cps-hamburg@bureauveritas.com

Nuremberg
Thurn-und-Taxis-Str. 18, 90411 Nuremberg
cps-nuernberg@bureauveritas.com

RPRT-0032-NU-V01 / TEMP-0069-DEU-V01

Page 1 of 8



**BUREAU
VERITAS**

EMC Photo Report No.: 24-0196; 24-0197

EMC tests on CAP H2 34T/37T F-AC-F1"

Client:

CommScope Andrew Wireless System GmbH
Industriering 10
86675 Buchdorf
Germany

Test laboratory:

Bureau Veritas Consumer Products Services Germany GmbH
Thurn-und-Taxis-Straße 18
D-90411 Nürnberg
Tel.: +49 40 74041 0

Test location:

Bureau Veritas Consumer Products Services Germany GmbH
Thurn-und-Taxis-Straße 18
D-90411 Nürnberg

Laboratory accreditation no:

DAkks D-PL-12024-06-04

BNETZA-CAB-19/21-20

FCC Designation Number:

DE0023

FCC Test Firm Registration:


366481

Versions management:


V 01.00

Initial release


Photographs of Test Setup



Photograph 1: Setup of conducted measurements.




Photograph 2: Setup of radiated emissions measurement in the frequency range 30 – 1000 MHz




Photograph 3: Setup of radiated emissions measurement in the frequency range 30 – 1000 MHz

EMC Photo Report No.: 24-0196; 24-0197
EMC tests on CAP H2 34T/37T F-AC-F1"




Photograph 4: Setup of radiated emissions measurement in the frequency range from 1 GHz to 18 GHz.



Photograph 5: Setup of radiated emissions measurement in the frequency range from 1 GHz to 18 GHz.


EMC Photo Report No.: 24-0196; 24-0197
EMC tests on CAP H2 34T/37T F-AC-F1"




Photograph 6: Setup of radiated emissions measurement in the frequency range from 18 GHz to 26 GHz.



Photograph 7: Setup of radiated emissions measurement in the frequency range from 18 GHz to 26 GHz.



Photograph 8: Setup of radiated emissions measurement in the frequency range from 26 GHz to 40 GHz.



Photograph 9: Setup of radiated emissions measurement in the frequency range from 26 GHz to 40 GHz.



***** End of Photo Report *****