

Photo Report on

Test Setups

ION-E system

CAP-L7/80-58/17E/19 C-PE-F1

Cellular Repeater

This Photo Report contains the photos of the radiated tests in the 7layers test reports:

MDE_COMMSC_1701_FCCa
MDE_COMMSC_1701_FCCb
MDE_COMMSC_1701_FCCc
MDE_COMMSC_1701_FCCd

Test Report Reference: MDE_COMMSC_1701_FCC_Photo_Report

Test Laboratory:

7layers GmbH
Borsigstrasse 11
40880 Ratingen
Germany



Note:

The following test results relate only to the devices specified in this document. This report shall not be reproduced in parts without the written approval of the test laboratory.

7layers GmbH
Borsigstraße 11
40880 Ratingen, Germany
T + 49 (0) 2102 749 0
F + 49 (0) 2102 749 350

Geschäftsführer/
Managing Directors:
Frank Spiller
Bernhard Retka
Alexandre Norré-Oudard

Registergericht/registered:
Düsseldorf HRB 75554
USt-Id.-Nr./VAT-No. DE203159652
Steuer-Nr./TAX-No. 147/5869/0385

a Bureau Veritas
Group Company

www.7layers.com




Photo 1: Test setup for radiated emissions measurements in semi-anechoic chamber (30 MHz to 1 GHz), rear side view



Photo 2: Test setup for radiated emissions measurements in semi-anechoic chamber (30 MHz to 1 GHz), front side view (with auxiliary equipment below table)




Photo 3: Test setup for radiated emissions measurements in fully-anechoic chamber (1 GHz to 10/20 GHz), rear side view, EUT vertical




Photo 4: Test setup for radiated emissions measurements in fully-anechoic chamber (1 GHz to 10/20 GHz), rear side view, EUT horizontal



Photo 5: Test setup for radiated emissions measurements in fully-anechoic chamber (1 GHz to 10/20 GHz), front side view (auxiliary equipment below table)