

Photo Report on

Test Setups

CAP H 7E/80-85/17E/19

Cellular Repeater

This Photo Report contains the photos of the radiated tests in the 7layers test reports:
MDE_BVNBG_1806_FCCc
MDE_BVNBG_1806_FCCd
MDE_BVNBG_1806_FCCe
MDE_BVNBG_1806_FCCf

Test Report Reference: MDE_BVNBG_1806_FCC_Photo_Report_2

Report version control			
Version	Release date	Change Description	Version validity
initial	2019-03-08	--	valid

Test Laboratory:

7layers GmbH
Borsigstrasse 11
40880 Ratingen
Germany



Note:

The following test results relate only to the devices specified in this document. This report shall not be reproduced in parts without the written approval of the test laboratory.

7layers GmbH
Borsigstraße 11
40880 Ratingen, Germany
T +49 (0) 2102 749 0
F +49 (0) 2102 749 350

Geschäftsführer/
Managing Directors:
Frank Spiller
Bernhard Retka
Alexandre Norré-Oudard

Registergericht/registered:
Düsseldorf HRB 75554
USt-Id.-Nr./VAT-No. DE203159652
Steuer-Nr./TAX-No. 147/5869/0385

a Bureau Veritas
Group Company

www.7layers.com




Photo 1: Test setup for radiated emissions measurements in semi-anechoic chamber (30 MHz to 1 GHz), right side view




Photo 2: Test setup for radiated emissions measurements in semi-anechoic chamber (30 MHz to 1 GHz), detailed view (front side)




Photo 3: Test setup for radiated emissions measurements in fully-anechoic chamber (1 GHz to 22 GHz), rear side view, EUT vertical




Photo 4: Test setup for radiated emissions measurements in fully-anechoic chamber (1 GHz to 22 GHz), front side view (detailed), EUT vertical