



11. SETUP PHOTOS

ANTENNA PORT CONDUCTED RF MEASUREMENT SETUP




FRONT PHOTO

AC MAINS LINE CONDUCTED EMISSIONS




FRONT PHOTO (AC/DC ADAPTER)




BACK PHOTO (AC/DC ADAPTER)

3 METER RADIATED SPURIOUS EMISSIONS BELOW 30MHz



FRONT PHOTO




BACK PHOTO

3 METER RADIATED SPURIOUS EMISSIONS 30MHz TO 1GHz




FRONT PHOTO



BACK PHOTO

3 METER RADIATED SPURIOUS EMISSIONS 1GHz TO 18GHz




FRONT PHOTO



BACK PHOTO

RADIATED RF MEASUREMENT FOR PORTABLE CONFIGURATION



X-AXIS FRONT PHOTO



Y-AXIS FRONT PHOTO



Z-AXIS FRONT PHOTO

END OF REPORT