

10. SETUP PHOTOS

ENVIRONMENTAL CHAMBER MEASUREMENT SETUP




FRONT



CLOSE-UP

RADIATED RF MEASUREMENT SETUP




BELOW 30MHz (FRONT)



BELOW 30MHz (BACK)




BELOW 1GHz (FRONT)



BELOW 1GHz (BACK)

ORIENTATIONS



END OF REPORT