








12. SETUP PHOTOS

RADIATED AND CONDUCTED EMISSIONS MEASUREMENT SETUP	
	
RADIATED FRONT PHOTO (BELOW 30 MHz)	RADIATED BACK PHOTO (BELOW 30 MHz)
	
RADIATED FRONT PHOTO (BELOW 1 GHz)	RADIATED BACK PHOTO (BELOW 1 GHz)
	
AC LINE FRONT PHOTO	AC LINE BACK PHOTO


RADIATED RF MEASUREMENT CONFIGURATION



X-AXIS FRONT PHOTO




Y-AXIS FRONT PHOTO



Z-AXIS FRONT PHOTO

ENVIRONMENTAL CHAMBER PHOTO



ENVIRONMENTAL CHAMBER PHOTO



ENVIRONMENTAL CHAMBER PHOTO(CLOSE-UP)

END OF REPORT