

## FCC 15B Test Setup Photo


Test Mode: Mode 1: Charging + Reading

Description: Front View of Conducted Emission



Test Mode: Mode 1: Charging + Reading

Description: Front View of Conducted Emission



Test Mode: Mode 2: USB Copy

Description: Back View of Conducted Emission




Test Mode: Mode 2: USB Copy

Description: Back View of Conducted Emission




Test Mode: Mode 1: Charging + Reading

Description: Radiated disturbance Test Setup for 30MHz ~ 1GHz




Test Mode: Mode 1: Charging + Reading

Description: Radiated disturbance Test Setup for 1GHz ~ 18GHz




Test Mode: Mode 2: USB Copy

Description: Radiated disturbance Test Setup for 30MHz ~ 1GHz



Test Mode: Mode 2: USB Copy

Description: Radiated disturbance Test Setup for 1GHz ~ 18GHz



## FCC Part15C Test Setup Photo


Description: Front view of Conducted Emission Test Setup




Description: Back view of Conducted Emission Test Setup



Description: Radiated Emission Test Setup for 9kHz ~ 30MHz



Description: Radiated Emission Test Setup for 30MHz ~ 1GHz



Description: Radiated Emission Test Setup for 1GHz ~ 18GHz



Description: Radiated Emission Test Setup for 18GHz ~ 25GHz

