

#### 4.6 Minimum Emission Bandwidth (6dB Bandwidth)

##### Limit

Within the 5.725-5.85 GHz band, the minimum 6 dB bandwidth of U-NII devices shall be at least 500 kHz.

##### Test Procedure

1. Set resolution bandwidth (RBW) = 100 kHz
2. Set the video bandwidth 3 x RBW.
3. Detector = Peak.
4. Trace mode = Max hold.
5. Measure the maximum width of the emission that is constrained by the frequencies associated with the two outermost amplitude points (upper and lower frequencies) that are attenuated by 6 dB relative to the maximum level measured in the fundamental emission.

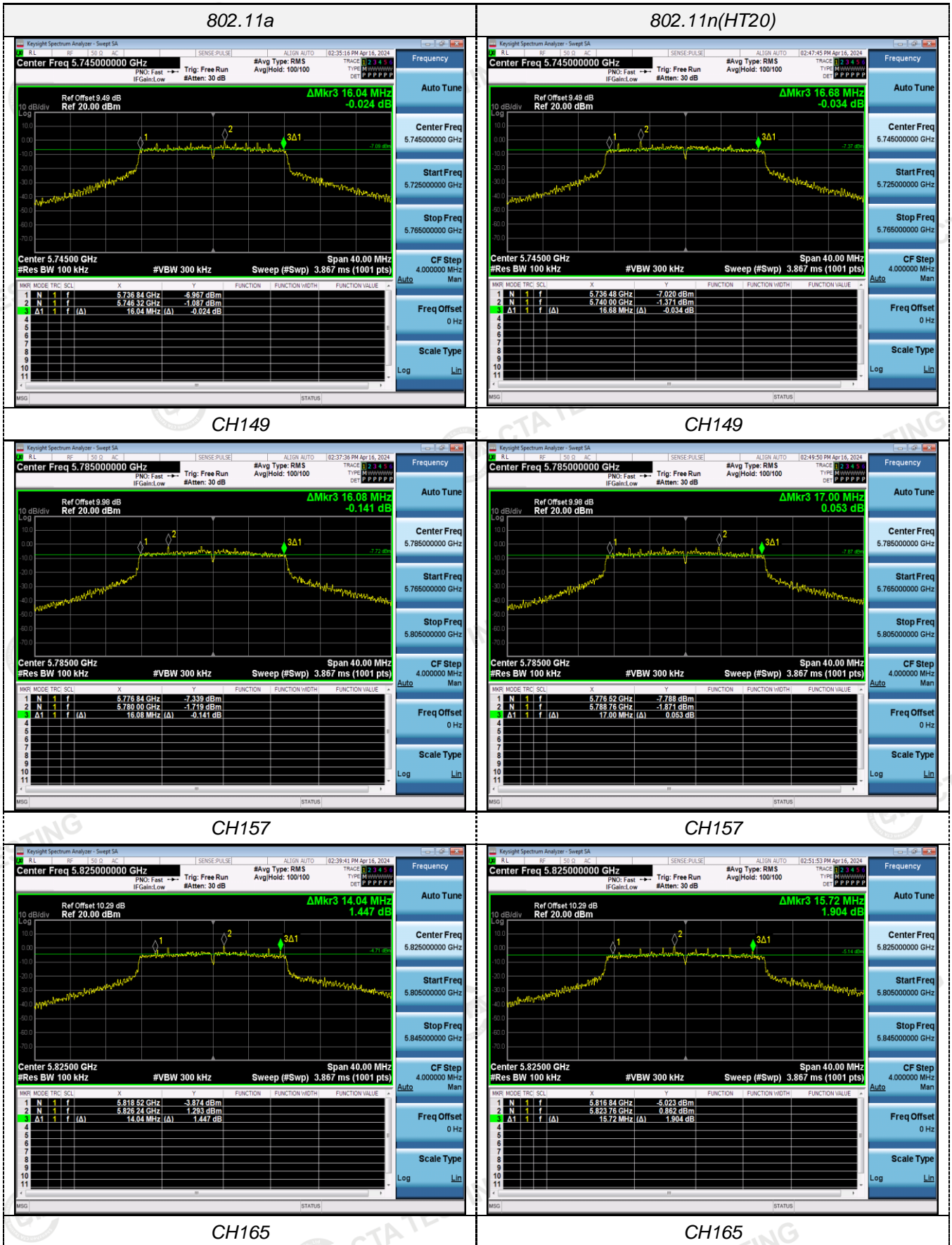
##### Test Configuration

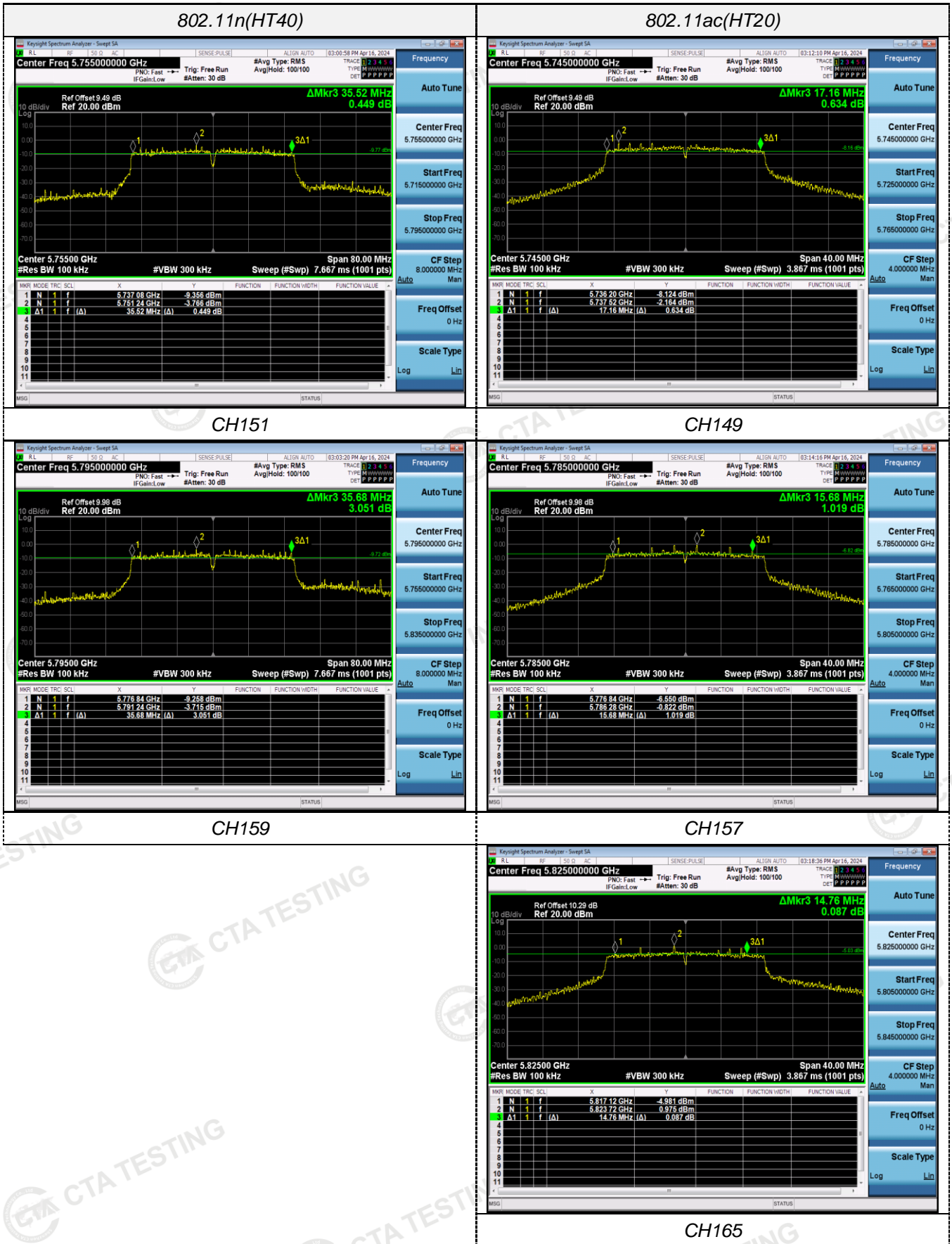


##### Test Results

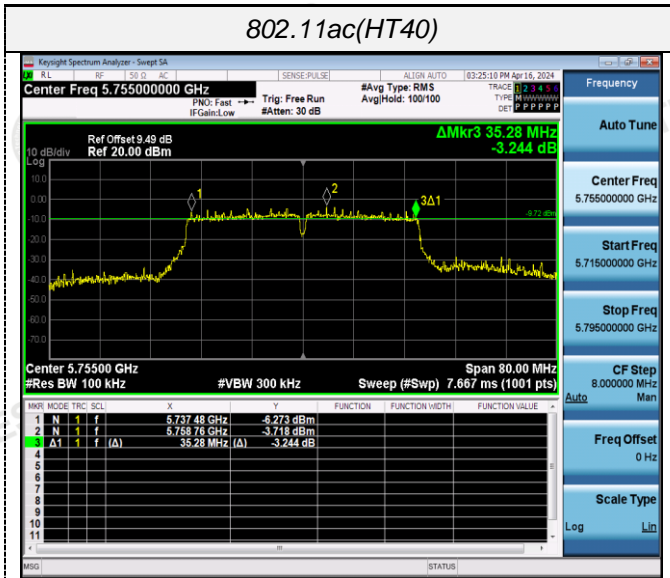
Type	Bands	Channel	6dB Bandwidth (MHz)	Limit (KHz)	Result
802.11a	U-NII 3	149	16.040	≥500KHz	Pass
		157	16.080		
		165	14.040		
802.11n(HT20)	U-NII 3	149	16.680		
		157	17.000		
		165	15.720		
802.11n(HT40)	U-NII 3	151	35.520		
		159	35.680		
802.11ac(HT20)	U-NII 3	149	17.160		
		157	15.680		
		165	14.760		
802.11ac(HT40)	U-NII 3	151	35.280		
		159	36.320		
802.11ac(HT80)	U-NII 3	155	75.040		

Test plot as follows:

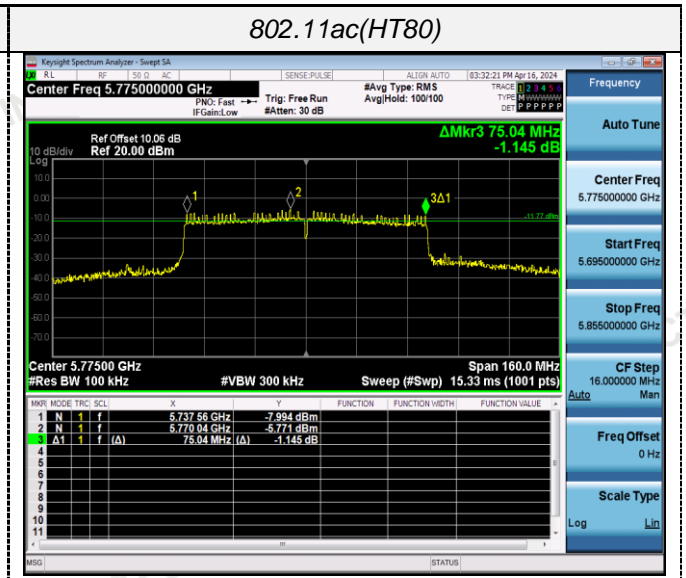




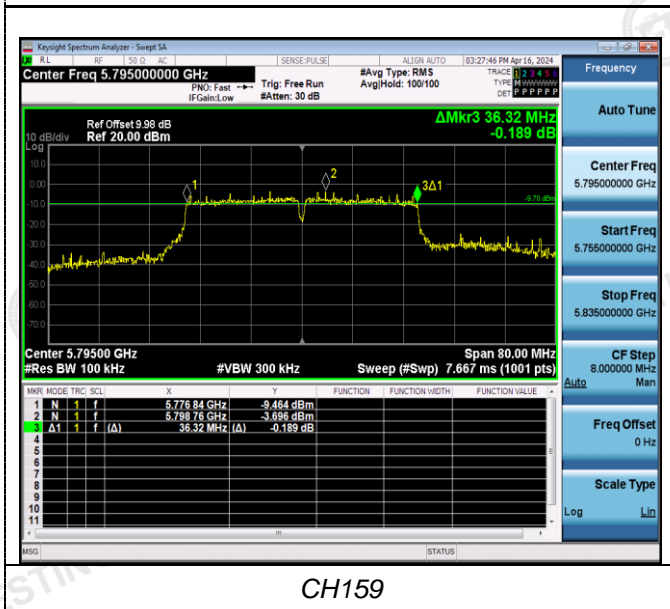




CH151



CH155



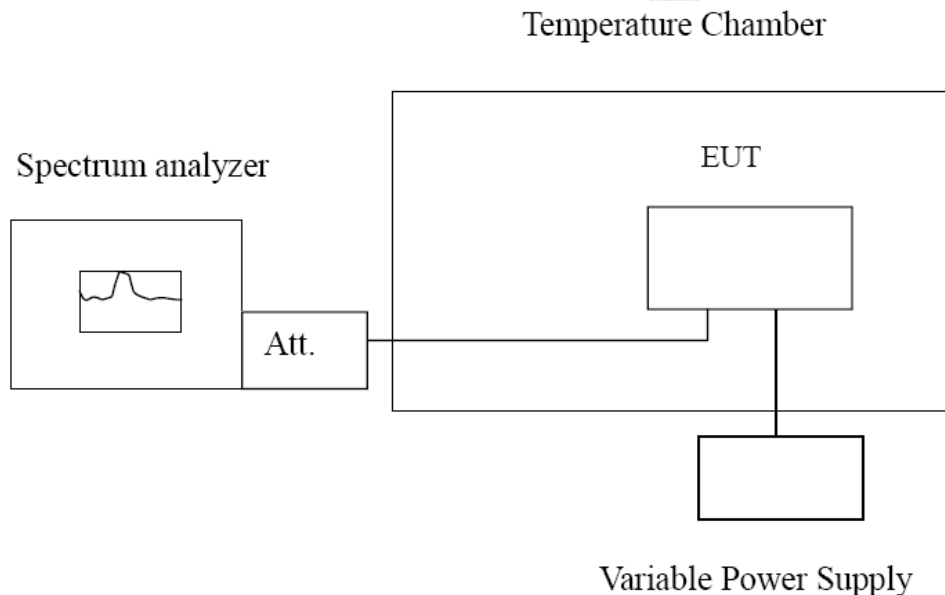
CH159

## 4.7 Frequency Stability

### LIMIT

Manufacturers of U-NII devices are responsible for ensuring frequency stability such that an emission is maintained within the band of operation under all conditions of normal operation as specified in the users manual.

### TEST CONFIGURATION



### TEST PROCEDURE

#### **Frequency Stability under Temperature Variations:**

The equipment under test was connected to an external AC or DC power supply and input rated voltage. RF output was connected to a frequency counter or spectrum analyzer via feed through attenuators. The EUT was placed inside the temperature chamber. Set the spectrum analyzer RBW low enough to obtain the desired frequency resolution and measure EUT 20°C operating frequency as reference frequency. Turn EUT off and set the chamber temperature to -30°C. After the temperature stabilized for approximately 30 minutes recorded the frequency. Repeat step measure with 10°C increased per stage until the highest temperature of +50°C reached.

#### **Frequency Stability under Voltage Variations:**

Set chamber temperature to 20°C. Use a variable AC power supply / DC power source to power the EUT and set the voltage to rated voltage. Set the spectrum analyzer RBW low enough to obtain the desired frequency resolution and recorded the frequency. Reduce the input voltage to specify extreme voltage variation ( $\pm 15\%$ ) and endpoint, record the maximum frequency change.

### TEST RESULTS

Record worst case as below:

Reference Frequency: 802.11ac channel=36 frequency=5180MHz					
Voltage ( V )	Temperature (°C)	Frequency error		Limit (ppm)	Result
		Hz	ppm		
DC 3.87	-30	110.69	0.021369	Within the band of operation	Pass
	-20	174.38	0.033664		
	-10	145.35	0.028060		
	0	146.78	0.028336		
	10	146.16	0.028216		
	20	99.74	0.019255		
	30	167.58	0.032351		
	40	129.36	0.024973		
DC 4.20	25	195.72	0.037784		
DC 3.40	25	118.72	0.022919		

Reference Frequency: 802.11ac channel=149 frequency=5745MHz					
Voltage ( V )	Temperature (°C)	Frequency error		Limit (ppm)	Result
		Hz	ppm		
DC 3.87	-30	135.76	0.023631	Within the band of operation	Pass
	-20	129.74	0.022583		
	-10	167.31	0.029123		
	0	169.47	0.029499		
	10	136.52	0.023763		
	20	144.66	0.025180		
	30	116.85	0.020339		
	40	168.38	0.029309		
DC 4.20	25	150.58	0.026211		
DC 3.40	25	129.47	0.022536		



## **5 Test Setup Photos of the EUT**

Please refer to separated files for Test Setup Photos of the EUT.

## **6 Photos of the EUT**

Please refer to separated files for External & Internal Photos of the EUT.

\*\*\*\*\* End of Report \*\*\*\*\*