



Company: Fender Musical Instruments Corp.
Model: UHF WRLS HH
Date: January 13, 2010
Photo Description: Internal view of EUT



Company: Fender Musical Instruments Corp.
Model: UHF WRLS HH
Date: January 13, 2010
Photo Description: Internal view EUT



Company: Fender Musical Instruments Corp.
Model: UHF WRLS HH
Date: January 13, 2010
Photo Description: Component view of Main PCB




Company: Fender Musical Instruments Corp.
Model: UHF WRLS HH
Date: January 13, 2010
Photo Description: Solder side view of Main PCB




Company: Fender Musical Instruments Corp.
Model: UHF WRLS HH
Date: January 13, 2010
Photo Description: Orthogonal view of Mic Capsule




Company: Fender Musical Instruments Corp.
Model: UHF WRLS HH
Date: January 13, 2010
Photo Description: Solder side view of Mic Capsule PCB



Company: Fender Musical Instruments Corp.
Model: UHF WRLS HH
Date: January 13, 2010
Photo Description: Component side view of Mic Capsule PCB



Company: Fender Musical Instruments Corp.
Model: UHF WRLS HH
Date: January 13, 2010
Photo Description: Top view of Contact PCB



Company: Fender Musical Instruments Corp.
Model: UHF WRLS HH
Date: January 13, 2010
Photo Description: Solder side view of Contact PCB

